

*The dependence of Bose-Einstein Correlations
on energy, multiplicity and hadronic jets*

Gideon Alexander¹

*School of Physics and Astronomy
Raymond and Beverly Sackler Faculty of Exact Sciences
Tel-Aviv University, 69978 Tel-Aviv, Israel*

Abstract

The dependence of the one dimensional Bose-Einstein correlation R_{1D} derived from proton-proton collisions is examined in terms of energy, hadron multiplicity and number of emerging hadronic jets. It is argued that the observed rise of R_{1D} with energy is the result of the increase of the average number of hadronic jets. It is further shown that by the relative straightforward measurements of R_{1D} and its chaoticity parameter λ one should be able to estimate the average number of outgoing hadronic jets emitted over the entire final state phase space without the necessity to rely on a particular jet finding algorithm and its associated parameters.

April 10, 2018

PACS: 13.75.Cs;13.85.Hd;25.75.Gz

Keywords: Bose-Einstein correlations; energy; charge multiplicity; hadronic jets

¹Email: gideona@post.tau.ac.il

1 Introduction

The Bose-Einstein Correlation (BEC) of identical boson pairs, mainly $\pi^\pm\pi^\pm$ mesons, produced in particles and heavy ion collisions has been studied since the early 1960's [1]. In the one-dimensional BEC analyzes one frequently utilizes the Lorentz invariant variable Q^2 which is defined as $Q^2 = -(\tilde{p}_1 - \tilde{p}_2)^2$ where \tilde{p}_i is the four momentum of the i th identical boson. Taking the emitting source of the bosons to be described by a spherical symmetric Gaussian density distribution, the correlation function of two identical bosons can then be given e.g. by

$$C(Q) = N(1 + \lambda e^{-R_{1D}^2 Q^2})(1 + \delta Q + \epsilon Q^2) , \quad (1)$$

where R_{1D} (also referred to at times as R_G or R_{inv}) is the one dimensional (1D) value of the particles' emitter source and λ is the strength of the BEC effect. This λ , which is the chaoticity parameter, lies within the range of $0 \leq \lambda \leq 1$ [2, 3]. The parameters δ and ϵ are frequently introduced to account for possible long range correlations, like those related to momentum and energy conservations, while N is a normalization factor. The results obtained from BEC analyzes depend among others on the assumption that the low percentage of the non pion outgoing charged tracks does not influence the BEC results. Furthermore the particular choice taken from the various reference samples against which the BEC effect is compared to has to be kept in mind when common underlying features are searched for in the BEC analyzes results. In addition the reported R_{1D} values for charged identical bosons were not always a subject to a Coulomb correction which however is small and estimated to be ≤ 0.05 fm (see e.g. Ref. [4]). In more recent studies the BEC analyzes were extended to two and three dimensions to allow for non-spherical emitting sources [2].

Our present study concentrates on the 1D case which allows us to include early BEC analyzes of $pp \rightarrow hadrons$ collisions carried out at relatively low energies. The main aim of the present work is to study the R_{1D} dependence on the pp colliding center of mass energy \sqrt{s} , the outgoing charged hadron multiplicity and hadronic jets and to explore the possibility to use it for the estimation of the average number of hadronic jets emitted over the full final state phase space.

2 The R_{1D} dependence on the pp colliding energy

The recent operation of the Large Hadron pp Collider (LHC) at CERN has opened up the opportunity to examine the R_{1D} derived from BEC of identical pion pairs produced in pp collisions at very high center of mass energies up to 7 TeV . A set of R_{1D} values, obtained via Eq. (1) and taken from Refs [4–9] are presented in Fig. 1 as a function of the pp colliding energy in the range of \sqrt{s} from 5 GeV to 15 TeV . The errors shown are the statistical and systematic ones added in quadrature. From the two ALICE values at 0.9 TeV reported in Ref. [4], the one with the considerably smaller systematic error was chosen. In the figure the

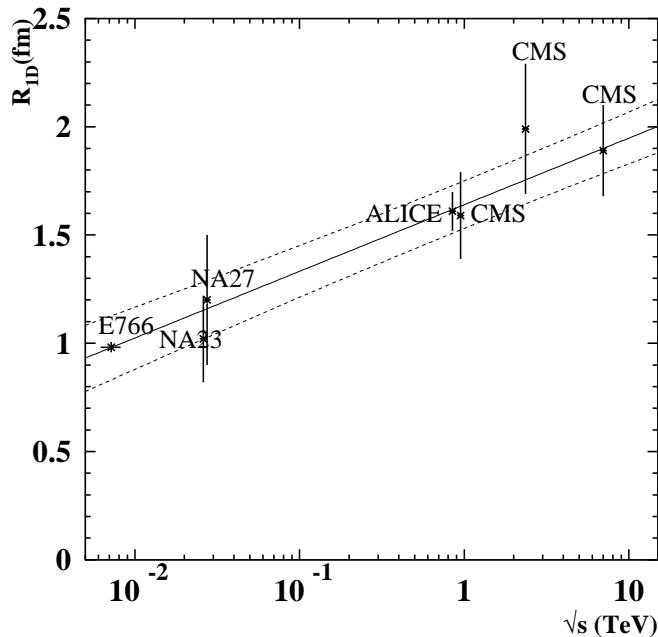


Figure 1: A set of R_{1D} values and their errors obtained from BEC analyzes, using Eq. (1), of identical charged pion pairs produced in pp collisions at several center of mass energies. [4–9] averaged over all charge multiplicities. The middle line represents $R_{1D} = 1.64 + 0.14 \times \ln(\sqrt{s})$ fm as obtained from a fit to the data. The dashed lines define the ± 1 s.d. error band associated with the fitted parameters.

CMS and ALICE values at 0.9 TeV are for clarity shifted slightly apart. Here it should be noted that the data selection criteria used for the R_{1D} measurements at the LHC energies are somewhat different from those used in the BEC analyzes at the lower energies. In particular at the LHC energies the observed hadron tracks used for the correlation analyzes are confined to a restricted phase space domain commonly specified in terms of the experimentally accessible pseudorapidity η range where η is defined as

$$\eta = 0.5 \times \ln\left[\frac{(|\vec{p}| + p_L)}{(|\vec{p}| - p_L)}\right].$$

Here $|\vec{p}|$ is the absolute value of the outgoing particle three momentum vector and p_L is its longitudinal momentum component. However it has already been previously observed [10] that the BEC lengths show, if at all, only a weak dependence on η .

A clear rise of R_{1D} with \sqrt{s} is seen in Fig. 1 and is here represented by the continuous line which was obtained from a fit of the expression

$$R_{1D} = a + b \times \ln(\sqrt{s}) \text{ fm} \quad (2)$$

to the data yielding $a = 1.64 \pm 0.11$ fm and $b = 0.14 \pm 0.02$ fm with a χ^2/dof of 0.3/5 where \sqrt{s} is given in TeV units. The deviation of ± 1 s.d. is indicated by the dashed lines in the same figure. At first one is lead to presume that the R_{1D} increase is a direct consequence of the energy rise however, this apparently cannot be the prime reason as has been recently clearly demonstrated by the CMS collaboration [9]. In their BEC study they have compared the R_{1D} values measured in pp collisions at the two energies of 0.9 and 7.0 TeV as a function of the outgoing charge multiplicity N_{ch} which are shown in Fig. 2. The dotted and solid curves in the figure are the results from the fits of the relation [11] $R_{1D}(N_{ch}) = k \times N_{ch}^{1/3}$ to the data yielding the values $k = 0.597 \pm 0.009 \pm 0.057$ fm and $k = 0.612 \pm 0.007 \pm 0.068$ fm at 0.9 and at 7.0 TeV respectively. As can be seen, the two fitted curves almost coincide so that one can

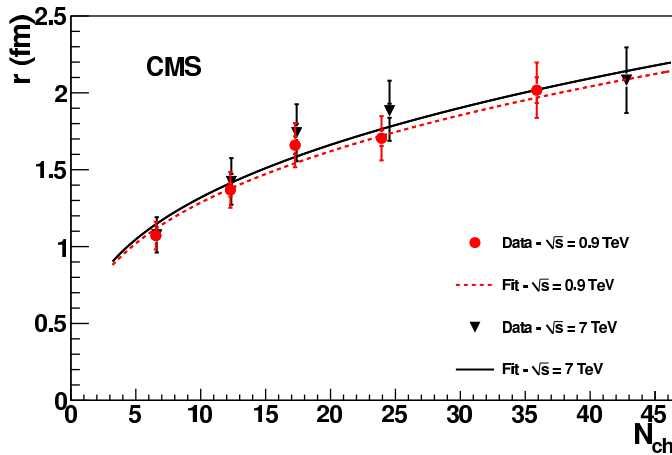


Figure 2: The R_{1D} values measured by the CMS collaboration [9] as a function of the charged-particle multiplicity N_{ch} at $\sqrt{s} = 0.9$ and 7.0 TeV. The dotted and solid lines represent the fit results of the relation $R_{1D}(N_{ch}) = k \times N_{ch}^{1/3}$ to the 0.9 and 7.0 TeV data respectively. The inner error bars represent the statistical uncertainties and the outer error bars the statistical and systematic uncertainties added in quadrature.

safely conclude that R_{1D} is essentially independent of the energy but is correlated to the increase in the charge multiplicity as has already been observed in the studies of pp and light ion collisions [12] as well as in the $e^+e^- \rightarrow Z^0 \rightarrow hadrons$ annihilations [13].

3 The average charge multiplicity as a function of energy

The average final state charge multiplicity $\langle N_{ch} \rangle$ produced in pp and $\bar{p}p$ collisions is known to increase with energy as shown in the left part of Fig. 3 which was taken from Ref. [14]. The $\langle N_{ch} \rangle$ values shown were obtained from the charged tracks emitted in pp and $\bar{p}p$ collisions summed up over the entire phase space which was experimentally quite accessible in reactions

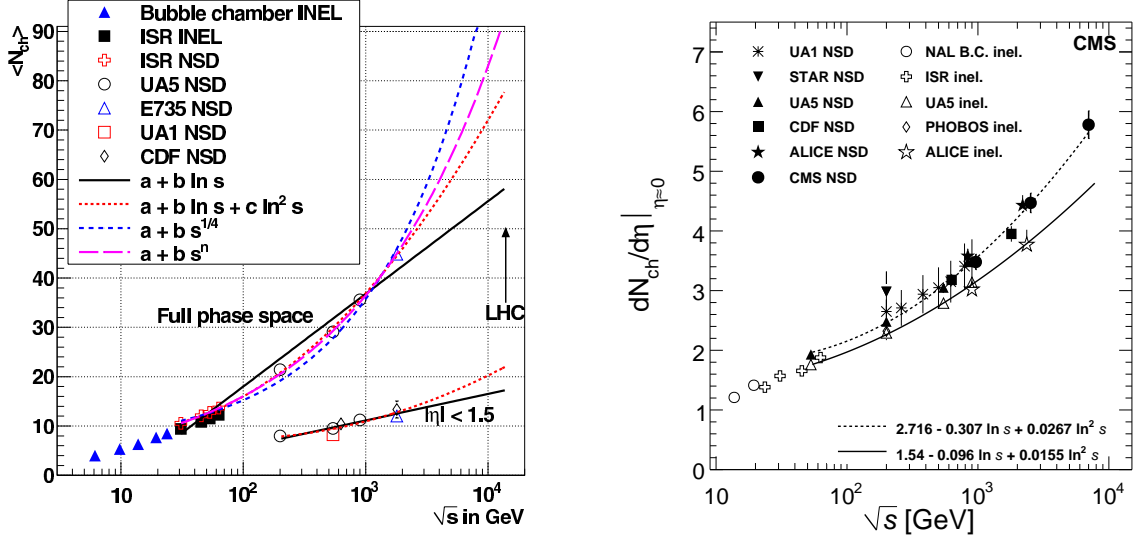


Figure 3: Left: A compilation, taken from [14], of the average charge multiplicity $\langle N_{\text{ch}} \rangle$ produced in pp and $\bar{p}p$ reactions versus \sqrt{s} covering the full phase space and within $|\eta| \leq 1.5$; Right: A compilation, taken from [15] of $dN_{\text{ch}}/d\eta$, versus \sqrt{s} obtained from from pp and $\bar{p}p$ inelastic (INEL) reactions within $|\eta| \leq 0.5$ and non-single diffractive collisions (NSD) within $|\eta| \leq 1$. The lines shown in the figures represent the fits to a power series in $\ln s$.

at a relatively low \sqrt{s} regions. However, it became more difficult as the energy increased with the hadron colliders to the values near 2 TeV at the $\bar{p}p$ Tevatron accelerator and even higher to the current value of 7 TeV supplied by the LHC at CERN where the analysis was restricted to a limited phase space defined by a range in the pseudorapidity η . In this limited phase space one has still the possibility to determine $dN_{\text{ch}}/d\eta$ i.e., the differential charge multiplicity density as a function of η . To represent a $dN_{\text{ch}}/d\eta$ distribution one often uses its specific value at $\eta = 0$ that is $dN_{\text{ch}}/d\eta|_{\eta=0}$. The right part of Fig. 3, taken from reference [15], shows the charge multiplicity density at $\eta=0$ obtained in pp and $\bar{p}p$ collisions as a function of \sqrt{s} . A clear rise of both $\langle N_{\text{ch}} \rangle$ and $dN_{\text{ch}}/d\eta|_{\eta=0}$ with \sqrt{s} is seen which can be parametrized by a power series in $\ln(s)$ as indicated in Fig. 3. Further properties concerning the charge multiplicity behavior as a function of energy can be found e.g. in reference [16]. Taking the $\langle N_{\text{ch}} \rangle$ dependence on energy in GeV units [14] to be $3.105 \times s^{0.178}$ and for $R_{1\text{D}}$ the one given by Eq. (2) one obtains

$$R_{1\text{D}} \simeq 0.24 + 0.392 \times \ln(\langle N_{\text{ch}} \rangle) \text{ fm.} \quad (3)$$

Combining the relation $dN_{\text{ch}}/d\eta|_{\eta=0} = 2.716 - 0.307 \times \ln(s) + 0.0267 \times \ln^2(s)$ given in [15], where s is in GeV^2 units, and the $R_{1\text{D}}$ energy dependence given by Eq. (2) one has

$$R_{1\text{D}} \simeq 1.08 + 0.43 \times \sqrt{dN_{\text{ch}}/d\eta|_{\eta=0}} - 1.83 \text{ fm.} \quad (4)$$

which is valid from about $dN_{\text{ch}}/d\eta|_{\eta=0} = 2$. The $R_{1\text{D}}$ dependence on $\langle N_{\text{ch}} \rangle$ and on $dN_{\text{ch}}/d\eta|_{\eta=0}$ are shown in Fig. 4. From this figure one may of course also estimate from the measured $R_{1\text{D}}$ the values of $\langle N_{\text{ch}} \rangle$ and $dN_{\text{ch}}/d\eta|_{\eta=0}$ at the same pp energy.

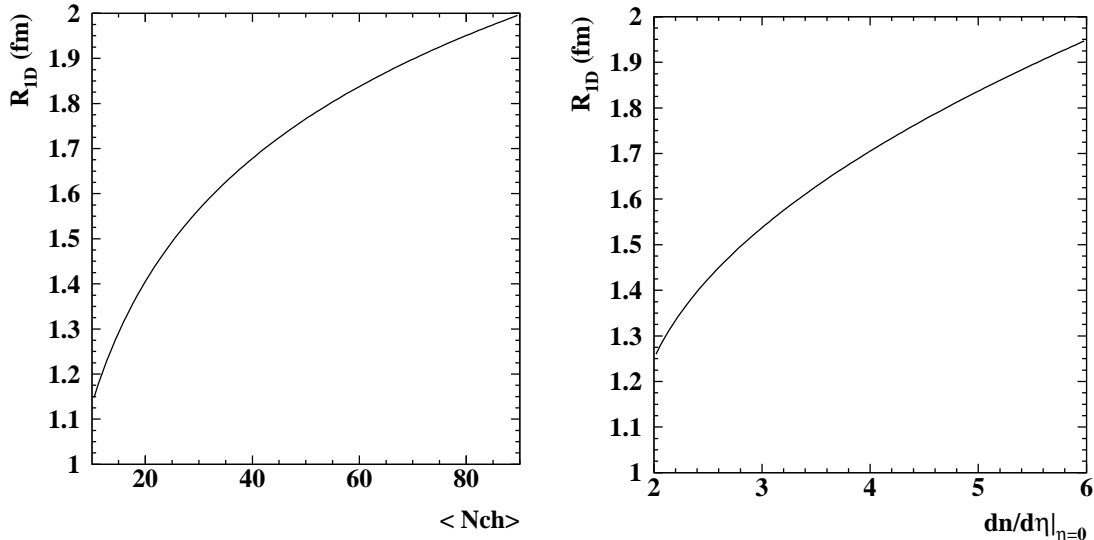


Figure 4: Left: The R_{1D} dependence on the average charge multiplicity $\langle N_{ch} \rangle$ according to Eq. (3); Right: The R_{1D} dependence on $dN_{ch}/d\eta|_{\eta=0}$ according to Eq. (4).

4 The R_{1D} dependence on the number of jets

Even though R_{1D} is seen to rise with $\langle N_{ch} \rangle$, the BEC studies of the Z^0 hadronic decays at the LEP e^+e^- collider have shown that the fundamental reason for the R_{1D} rise is the increase of the number of the hadronic jets, N_{jet} . An example of this feature is illustrated in Fig. 5 where R_{1D} and λ results obtained from BEC analyzes of the Z^0 hadronic decay carried out by the OPAL collaboration at LEP [13] are plotted. In the left part of the figure R_{1D} is seen to increase with N_{ch} while λ decreases with it. In the right part of this figure one observes that the R_{1D} values are consistently higher for 3-jet events than those derived from the 2-jet events while both sets of the R_{1D} values are only slightly dependent on N_{ch} . At the same time the λ values do not reveal any obvious separation between the 3 and 2-jet events nor do they show a distinct dependence on the charge multiplicity. A similar result has also been obtained by the L3 Collaboration at LEP [17]. That the R_{1D} value is indeed linked to the number of hadronic jets has already been successfully demonstrated in the study of the measured dependence of R_{1D} on \sqrt{s} in e^+e^- annihilations into hadrons [18].

5 The mean number of jets deduced from R_{1D} and λ

A compilation of R_{1D} values obtained from BEC analyzes of identical pions produced in heavy ion collisions [19] has shown that to a good approximation the relation $R_{1D} = 1.2 \times A^{1/3}$ fm holds where A is the atomic number of the colliding nucleus. This R_{1D} dependence on A is consistent with the dependence of the radius of nuclei on A deduced from other types of experiments such as the electron nucleus scattering. The increase in R_{1D} is attributed first to

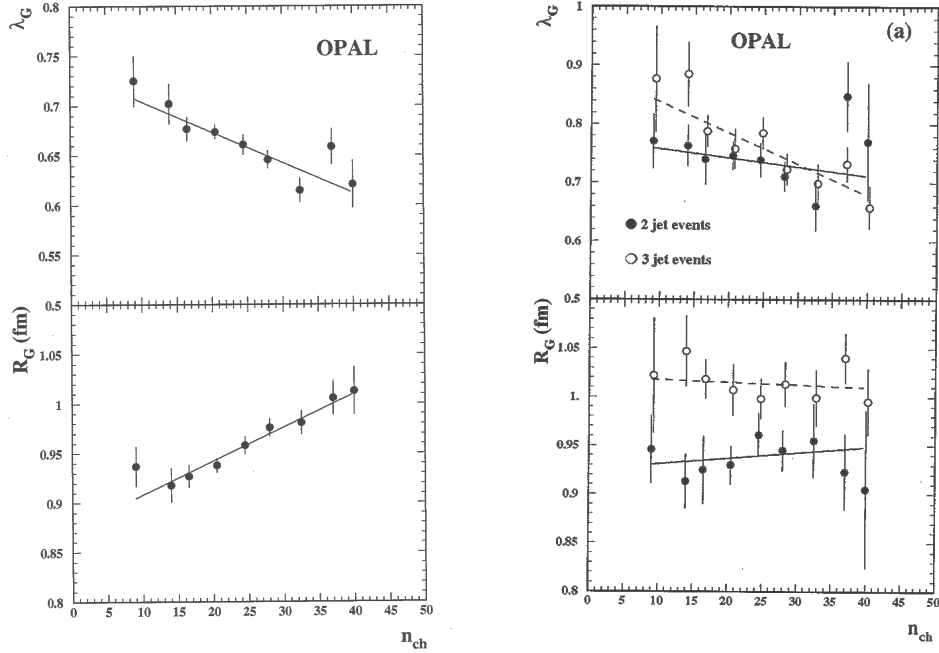


Figure 5: The dependence of the chaoticity parameter λ and the source dimension R_{1D} on the observed charge multiplicity N_{ch} and number of jets in the Z^0 hadronic decays given in reference [13]. Left: λ and R_{1D} as a function of N_{ch} . Right: The dependence of λ and R_{1D} on the observed N_{ch} for two jet (solid points) and three jet events (open points). The straight lines in the figures represent linear fits to the data points.

the rise in the number of the hadron sources, that is the number of participating nucleon-nucleon collisions, as A increases. The second feature which causes the R_{1D} to rise is the absence of a BEC effect (i.e. $\lambda=0$) in identical boson pair correlation emerging from different sources. This last feature has been experimentally verified e.g. in the process $e^+e^- \rightarrow W^+W^- \rightarrow pions$ where the BEC effect is present in identical pion pairs emerging from the same W gauge boson but is absent when the pair was emitted from two different W gauge bosons [20]. From this follows that whenever identical bosons are collected for a BEC analysis from more than one source the over all correlation decreases which results, as briefly elucidated below, in an increase in R_{1D} .

Inasmuch that the emitting sources are similar the R_{1D} values obtained from BEC of two identical bosons emitted from S_k and S_m sources are related by [3, 21, 22]

$$R_m = \frac{\lambda_m D_k}{\lambda_k D_m} R_k, \quad (5)$$

where D_k and D_m are the reduction factors corresponding respectively to the S_k and S_m sources. It has further been shown that in the case that the sources have about the same charge multiplicity then for $N_{ch} \gg 1$ the reduction factor is simply given by

$$D_j \xrightarrow{N_{ch} \gg 1} \frac{1}{S_j}. \quad (6)$$

This inverse dependence of D_j on the number of sources holds also when the occurrence of slight deficiencies in the multiplicity measurement are accounted for while the usage of the full dilution value implies that the system of sources fully overlap in the momentum space [3, 23]. Thus the BEC deduced R_{1D} values from the S_k and S_m sources are related by

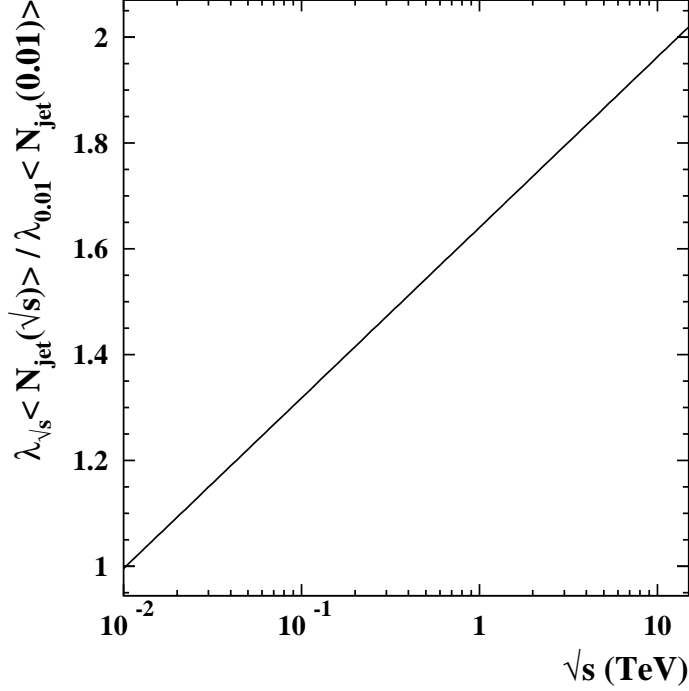


Figure 6: The average number of hadronic jets produced in pp collisions multiplied by the BEC deduced λ values as a function of \sqrt{s} in TeV units obtained via Eq. (9) relative to the average number of jets produced at $\sqrt{s} = 0.01$ TeV multiplied by its λ value.

$$R_m = \frac{\lambda_m S_m}{\lambda_k S_k} R_k \quad \implies \quad \frac{S_m}{S_k} = \frac{\lambda_k R_m}{\lambda_m R_k} \quad \implies \quad \frac{S_m}{S_k} = \frac{R_m / \lambda_m}{R_k / \lambda_k}. \quad (7)$$

As has been applied successfully in the past [21] we also here, in particle reactions, associate the hadronic jets with the boson sources. As a consequence Eq. (7) can be rewritten as

$$\frac{\langle N_{\text{jet}}(\sqrt{s_m}) \rangle}{\langle N_{\text{jet}}(\sqrt{s_k}) \rangle} = \frac{\lambda(\sqrt{s_k})}{\lambda(\sqrt{s_m})} \times \frac{R(\sqrt{s_m})}{R(\sqrt{s_k})}. \quad (8)$$

Thus from R_{1D} and λ measurements via BEC analyzes at two different pp energies one should be able to estimate the ratio of the average number of hadronic jets $\langle N_{\text{jet}} \rangle$ produced over the full phase space at these two energies. Here it is worthwhile to note the the BEC method for jet analysis does not depend on a particular choice of a jet finding algorithm and its variables.

Next we explore the possibility to evaluate the energy dependence of the average number of hadronic jets produced in pp collisions. To this end, the energy dependence of R_{1D} given by

Table 1: The average number of jets produced in pp collisions at the LHC energies relative to its value at 0.9 TeV estimated via Eqs (8) and (9).

| Ref. | \sqrt{s} (TeV) | R_{1D} (fm) Measured | λ Measured | $\langle N_{\text{jet}}(\sqrt{s}) \rangle / \langle N_{\text{jet}}(0.9) \rangle$ | |
|------|---------------------|---------------------------|-----------------------|--|-----------------|
| | | | | Using Eq. (8) | Using Eq. (9) |
| [9] | 0.90 | 1.56 ± 0.12 | 0.62 ± 0.03 | 1 | 1 |
| [8] | 2.36 | 1.99 ± 0.18 | 0.66 ± 0.09 | 1.20 ± 0.22 | 1.02 ± 0.15 |
| [9] | 7.00 | 1.89 ± 0.19 | 0.62 ± 0.04 | 1.21 ± 0.18 | 1.18 ± 0.09 |
| -- | 14.0 | $[2.01 \pm 0.12]^*$ | $[0.62 \pm 0.03]**$ | -- | 1.22 ± 0.08 |

*Extrapolated via Eq. (2) **Assumed

Eq. (2) is incorporated into Eq. (8) with the result that

$$\frac{\langle N_{\text{jet}}(\sqrt{s_m}) \rangle}{\langle N_{\text{jet}}(\sqrt{s_k}) \rangle} = \frac{\lambda(\sqrt{s_k})}{\lambda(\sqrt{s_m})} \times \frac{a + b \times \ln(\sqrt{s_m})}{a + b \times \ln(\sqrt{s_k})}. \quad (9)$$

Fig. 6 shows $[\lambda_m \times \langle N_{\text{jet}}(m) \rangle] / [\lambda_k \times \langle N_{\text{jet}}(k) \rangle]$ as a function of \sqrt{s} for pp collisions using in Eq. (9) with the values $a = 1.64$ fm and $b = 0.14$ fm and choosing $\langle N_{\text{jet}}(k) \rangle$ to be the average number of hadronic jets expected at $\sqrt{s} = 0.01$ TeV.

In Table 1 we summarize the R_{1D} and λ values recently measured in pp collisions at 0.9, 2.36 and 7 TeV and their estimated values at 14 TeV, the originally planned LHC energy. Also given in the Table are the expected $\langle N_{\text{jet}} \rangle$ values relative to its value at 0.9 TeV. As can be seen, the results obtained for the average number of jets via Eqs (8) and (9) are consistent within errors apart from the value obtained at $\sqrt{s} = 2.36$ TeV where they differ considerable which is also the case for its R_{1D} value which is seen in Fig. 1 to be on the higher side of the fitted one. Another feature to notice is the relatively slow increase of $\langle N_{\text{jet}} \rangle$. Namely, in an energy change by a factor of ~ 15 , between 0.9 TeV to 14 TeV, the average number of hadronic jets increases just by about 22%.

6 Summary and conclusions

The one dimensional R_{1D} deduced from Bose-Einstein correlation of identical pions produced in pp collisions is seen to increase with the center of mass energy of the interacting baryons. This behavior can be parametrized by $R_{1D} = a + b \times \ln(\sqrt{s})$ fm where s is given in TeV^2 units and with the fitted values of $a = 1.64$ fm and $b = 0.14$ fm. The R_{1D} dependence on energy is then used to derive expressions for its dependence on the average charge multiplicity $\langle N_{\text{ch}} \rangle$ and charge multiplicity density $dN_{\text{ch}}/d\eta|_{\eta=0}$. It is further argued that the fundamental cause for the rise of R_{1D} with \sqrt{s} is the increase with energy of the average number of outgoing hadronic jets produced in pp collisions. Two method are outlined for the estimation of the relative average true number of hadronic jets via BEC measurements of R_{1D} and λ which are

applied to the recently investigated pp collisions at the Large Hadron Collider at CERN. An extrapolated value for the relative $\langle N_{\text{jet}} \rangle$ value for the planned LHC pp collisions at 14 TeV is also given.

Acknowledgments

Thanks are due to W. Kittel and E.K.G. Sarkisyan for many helpful suggestions and comments.

References

- [1] G. Goldhaber et al., Phys. Rev. Lett 3 (1959) 181; G. Goldhaber et. al., 120 (1960) 300.
- [2] See e.g. G. Alexander, Rep. Prog. Phys. 66 (2003) 481.
- [3] W. Kittel, E.A. De Wolf, *Soft Multihadron Dynamics*, (World Scientific, Singapore, 2005) and references therein.
- [4] ALICE Collaboration, K. Aamodt et al., Phys. Rev. D82 (2010) 052001.
- [5] BNL-E766 Collaboration, J. Uribe et al., Phys. Rev. D49 (1994) 4373.
- [6] NA23 Collaboration, J.L. Bailly et al., Z. Phys. C43 (1989) 341.
- [7] NA27 Collaboration, M. Aguilar-Benitez, Z. Phys. C54 (1992) 21.
- [8] CMS Collaboration, V. Khachatryan et al., Phys. Rev. Lett. 105 (2010) 032001.
- [9] CMS Collaboration, V. Khachatryan et al., JHEP, 1105 (2011) 029.
- [10] See e.g. S. Kniege for the NA49 Collaboration, AIP Conf. Proc. 828 (2006) 473.
- [11] M. Lisa, AIP Conf. Proc. 828 (2006) 226, (*nucl-ex/0512008*).
- [12] See e.g. S. Barshay, Phys.Lett.B130 (1983) 220; T. Alexopoulos et al., Phys. Rev. D48 (1993) 1931.
- [13] OPAL Collaboration, G. Alexander et al., Z. Phys. C72 (1996) 389.
- [14] J.F. Grosse-Oetringhaus, K. Reygers, J. Phys. G: Nucl. Part. Phys. 37 (2010) 083001.
- [15] CMS Collaboration, V. Khachatryan et al., Phys. Rev. Lett. 105 (2010) 022002.
- [16] E.K.G. Sarkisyan, A. Sakharov, Eur. Phys. J. C70 (2010) 533.
- [17] L3 Collaboration, P. Achard et al., Eur.Phys.J. C71 (2011) 1648.
- [18] G. Alexander, Phys. Lett. B590 (2004) 126.

- [19] A.D. Chacon et al., Phys. Rev. C43 (1991) 2670, and references therein.
- [20] See e.g. L3 Collaboration, P. Achard et al., Physics Letters B547 (2002) 139; OPAL Collaboration, G. Abbiendi et al., Eur. Phys. J. C36 (2004) 297.
- [21] G. Alexander, E.K.G. Sarkisyan, Phys. Lett. B487 (2000) 215; Nucl. Phys. B (Proc. Suppl.) 92 (2001) 211.
- [22] B. Buschbeck, H.C. Eggers, P. Lipa, Phys. Lett. B481 (2000) 187; B. Buschbeck, H.C. Eggers, Nucl. Phys. B (Proc. Suppl.) 92 (2001) 235.
- [23] P. Lipa, B. Buschbeck, Phys. Lett. B223 (1989) 465; P. Lipa, H.C. Eggers, B. Buschbeck, Phys. Rev. D53 (1996) R4711.