

## Dynamics of Secular Evolution

James Binney

(Oxford University)

Rudolf Peierls Centre for Theoretical Physics,

1 Keble Road, Oxford, OX1 3NP, UK

(To appear in XXIII Canary islands winter school of astrophysics

ed. J. Falcon-Barroso & J.H. Knapen)

April 24, 2018

### Abstract

The material in this article was presented in five hours of lectures to the 2011 Tenerife Winter School. The School's theme was "Secular Evolution of Galaxies" and my task was to present the underlying stellar-dynamical theory. Other lecturers were speaking on the role of bars and chemical evolution, so these topics are avoided here. The material starts with an account of the connections between isolating integrals, quasiperiodicity and angle-action variables – these variables played a prominent and unifying role throughout the lectures. This leads on to the phenomenon of resonant trapping and how this can lead to chaos in cuspy potentials and phase-space mixing in slowly evolving potentials. Surfaces of section and frequency analysis are introduced as diagnostics of phase-space structure. Real galactic potentials include a fluctuating part that drives the system towards unattainable thermal equilibrium. Two-body encounters are only one source of fluctuations, and all fluctuations will drive similar evolution. The orbit-averaged Fokker-Planck equation is derived, as are relations that hold between the second-order diffusion coefficients and both the power spectrum of the fluctuations and the first-order diffusion coefficients. From the observed heating of the solar neighbourhood we show that the second-order diffusion coefficients must scale as  $\sim J^{1/2}$ . We show that periodic spiral structure shifts angular momentum outwards, heating at the Lindblad resonances and mixing at corotation. The equation that would yield the normal modes of a stellar disc is first derived and then used to discuss the propagation of tightly-wound spiral waves. The winding up of such waves is described and explains why cool stellar discs are responsive systems that amplify ambient noise. An explanation is offered of why the Lin-Shu-Kalnajs dispersion relation and even global normal-mode calculations provide a very incomplete understanding of the dynamics of stellar discs.

# Contents

1.1	Orbits . . . . .	2
1.1.1	Quasiperiodicity and isolating integrals . . . . .	3
1.1.2	Angles and actions . . . . .	4
1.1.3	Epicyle approximation . . . . .	9
1.2	Resonances . . . . .	9
1.2.1	Perturbation theory . . . . .	10
1.2.2	Frequency analysis . . . . .	16
1.2.3	Adiabatic deformation . . . . .	17
1.2.4	From order to chaos . . . . .	18
1.3	Fluctuations . . . . .	19
1.3.1	Two-body scattering . . . . .	19
1.3.2	Orbit-averaged Fokker-Planck equation . . . . .	21
1.3.3	Heating of the solar neighbourhood . . . . .	25
1.4	Spiral structure . . . . .	27
1.4.1	Secular evolution driven by spiral structure . . . . .	28
1.4.2	Propagation of spiral waves . . . . .	32
1.4.3	Spiral structure and normal modes . . . . .	38
1.4.4	Driving spiral structure . . . . .	39
1.5	Conclusion . . . . .	39

## 1.1 Orbits

Even a gas-free galaxy is a formidably complex dynamical system:  $\sim 10^{11}$  stars and inconceivably more WIMPS are strongly coupled by their mutual gravitational field. As in any branch of theoretical physics we make progress by simplifying. The key simplification is that the motion of all these particles would be very similar if calculated in the gravitational field of an imaginary smoothed-out version of the galaxy. That is, we smear the mass of each particle over something like an interstellar distance and compute the gravitational field from this smooth mass distribution. Given the usefulness of this approximate gravitational field, our first task becomes to understand how particles move in smooth gravitational fields of this kind.

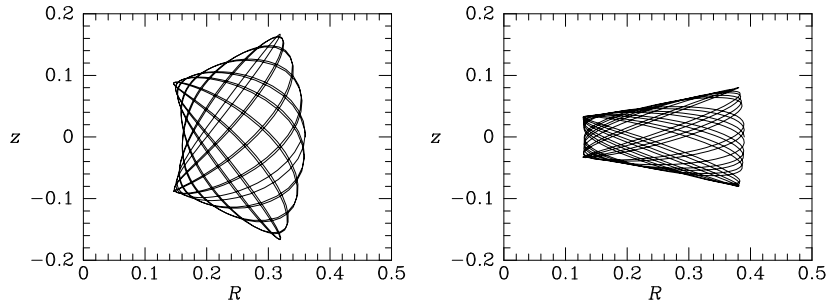


Figure 1.1: The motion in the  $(R, z)$  plane of a particle that orbits in an axisymmetric gravitational potential. The orbits have the same values of  $E$  and  $L_z$  but are nevertheless very different because they have different values of the mysterious “third integral”.

### 1.1.1 Quasiperiodicity and isolating integrals

The equations of motion of a particle in a typical gravitational potential  $\Phi$  are readily integrated numerically. If the potential is axisymmetric, the component of angular momentum about the galaxy’s symmetry axis,  $L_z$ , is conserved, and we can eliminate the azimuthal angle  $\phi$  and its time derivative from the equations of motion, leaving us with two coupled ordinary differential equations to integrate:

$$\ddot{R} = -\frac{\partial\Phi_{\text{eff}}}{\partial R} \quad \ddot{z} = -\frac{\partial\Phi_{\text{eff}}}{\partial z}, \quad (1.1)$$

where

$$\Phi_{\text{eff}}(R, z) \equiv \Phi(R, z) + \frac{L_z^2}{2R^2}. \quad (1.2)$$

Fig. 1.1 shows a couple of typical orbits obtained in this way. They have a nicely regular pattern of paths running to and fro. Given sufficient time such an orbit will carry the particle to any given point inside the bounding envelope, and when it reaches that point the particle will be moving with one of four velocities:  $\dot{R} = \pm v_R$  and  $\dot{z} = \pm v_z$ , where  $v_R$  and  $v_z$  are numbers that depend on the orbit and the location.

If the time series  $R(t)$  or  $z(t)$  obtained in this way is Fourier transformed, one finds that the spectrum consists of discrete lines, and moreover, any frequency appearing in the spectrum can be expressed as an integer linear combination of two **fundamental frequencies**  $\Omega_R$  and  $\Omega_z$ . That is,

$$R(t) = \sum_{\mathbf{n}} R_{\mathbf{n}} \cos(\mathbf{n} \cdot \boldsymbol{\Omega}t + \psi_{R\mathbf{n}}), \quad z(t) = \sum_{\mathbf{n}} Z_{\mathbf{n}} \cos(\mathbf{n} \cdot \boldsymbol{\Omega}t + \psi_{z\mathbf{n}}), \quad (1.3)$$

where

$$\boldsymbol{\Omega} = (\Omega_R, \Omega_z) \quad \text{and} \quad \mathbf{n} = (n_R, n_z) \quad (1.4)$$

with  $n_R$  and  $n_z$  being (possibly negative) integers. Thus the orbit is characterised by the two fundamental frequencies and countably many amplitudes

$R_{\mathbf{n}}, z_{\mathbf{n}}$  and phases  $\psi_{R_{\mathbf{n}}}, \psi_{z_{\mathbf{n}}}$ . An orbit with these properties is said to be **quasiperiodic**.

As the particle moves in the  $(R, z)$  plane, it rotates about the symmetry axis: its azimuthal coordinate  $\phi$  can be found by simple quadrature:

$$\phi(t) = \phi(0) + \int_0^t dt \frac{L_z}{R^2}. \quad (1.5)$$

The time series of  $\phi$  will consist of sinusoidal contributions at discrete frequencies superimposed on a secularly increasing value, and the rate of the secular increase defines a third fundamental frequency  $\Omega_\phi$ . Thus three fundamental frequencies will be required to express the frequency of any line in the spectrum of say  $x(t)$  as an integer linear combination of fundamental frequencies.

The result of integrating the equations of motion in potentials that are not axisymmetric cannot be displayed as nicely as in Fig. 1.1. But when you Fourier transform the time series  $x(t)$  of the coordinates of such orbits, you usually find that the spectra consist of lines that can be expressed as integer linear combinations of three fundamental frequencies. So a large fraction of orbits in galaxy-like potentials are quasiperiodic.

An integral of motion is a function  $I(\mathbf{x}, \mathbf{v})$  on phase space that returns the same number no matter at what point along an orbit you evaluate it:

$$I(\mathbf{x}(t), \mathbf{v}(t)) = \text{constant}. \quad (1.6)$$

We say that  $I$  is an **isolating integral** if the set of phase-space points that satisfy equation (1.6) for some given value on the right side defines a smooth five-dimensional subset of phase space. For example, the energy  $E(\mathbf{x}, \mathbf{v}) = \frac{1}{2}v^2 + \Phi(\mathbf{x})$  is an isolating integral.

If an orbit is quasiperiodic, one may show that it admits at least three functionally independent isolating integrals. We can take  $E$  to be one of these, and in the case of an axisymmetric potential,  $L_z = xv_y - yv_x$  can be taken to be another of them. Only in exceptional potentials do we have an analytic expression for a third isolating integral, but its existence is assured by the quasiperiodic nature of orbits – for a proof see Arnold (1978).

### 1.1.2 Angles and actions

It often happens that the key to solving a physics problem is to identify the coordinate system that's best suited to that problem. Hamiltonian mechanics allows us to use an extremely wide range of coordinates for phase space with ease – all “canonical coordinates” are intrinsically equal. In the following we shall denote by  $(\mathbf{x}, \mathbf{p})$  a canonical system made up of coordinate  $x_i$  that gives the star's position and its canonically conjugate momentum  $p_i$ . In the simplest case  $x_i$  is a Cartesian coordinate and  $p_i = \dot{x}_i$  is its rate of change, but in some instances  $p_i \neq \dot{x}_i$ . Given that three isolating integrals  $I_i$  exist, a shrewd question to ask is “is there a canonical coordinate system in which the  $I_i$ , or some functions of them, act as momenta?” Since any function  $J(I_1, I_2, I_3)$  of

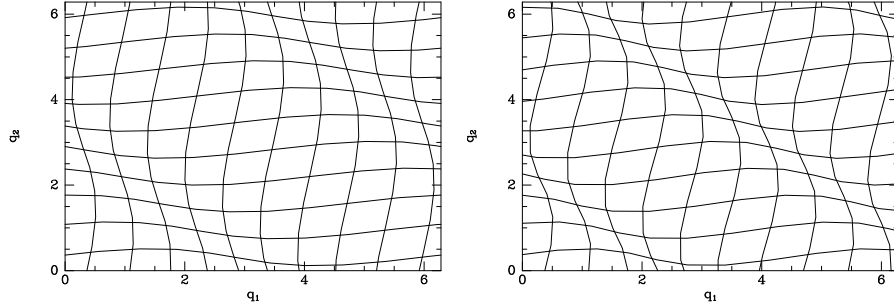


Figure 1.2: Trajectories generated by an action (left) and by some other integral (right). In the left panel each horizontal curve joins points on the left and right boundaries that have been identified, whereas in the right panel the leftmost and rightmost points of these curves are at logically distinct points. Consequently, in the right panel the periodic continuation of each horizontal curve would not overlie the portion plotted. The vertical curves exhibit the same phenomenon. Consequently these curves define a global coordinate system only in the left panel.

the  $I_i$  will itself be an integral of motion, we usefully increase our chances of our enquiry having the answer “yes” by opening the enquiry up to functions of our original integrals.

It turns out that only a highly restricted group of integrals are capable of playing the role of momenta. We call such integrals **actions** and reserve for them the letter  $J$ , so  $J_j(\mathbf{x}, \mathbf{p})$  is the  $j$ th action of an orbit.

To understand why only special integrals can act as momenta, we should consider the subset  $M$  of points in phase space that satisfy

$$I_i(\mathbf{x}, \mathbf{p}) = \text{constant} \quad \text{for } i = 1, 2, 3. \quad (1.7)$$

These equations impose three restrictions on the six phase-space coordinates  $(\mathbf{x}, \mathbf{p})$ . So the set  $M$  is a three-dimensional subset of phase space to which the particle is confined for all time.  $M$  is a subset of the energy hypersurface  $H(\mathbf{x}, \mathbf{p}) = E$ , where  $H$  is the Hamiltonian function and  $E$  is the particle’s energy. If the orbit is bound, as we shall assume, the energy hypersurface is compact, so  $M$  is compact also. In practice  $M$  will also be a connected set, and it can then be shown that it is diffeomorphic to a 3-torus (see §§49,50 of Arnold, 1978, for a proof).

What is a **3-torus**? Think of a room with each point on the floor identified with the point on the ceiling that is vertically above it, each point on the left wall identified with the corresponding point on the right wall, and with points on the front and back walls similarly identified. Position within this room ( $M$ ) is specified by the values of the coordinates  $\theta_1, \theta_2$  and  $\theta_3$  that are canonically conjugate to  $J_1, J_2$  and  $J_3$ , whose values specify *which* room (torus) we are in. They do so in a way that can be understood geometrically.

In Hamiltonian mechanics a fundamental role is played by the **Poincaré invariant**  $P$ . This is a number that we assign to any two-surface  $S$  in phase space through

$$P(S) \equiv \sum_i \int_S dx_i dp_i, \quad (1.8)$$

so  $P(S)$  is the sum of the areas of the projections of  $S$  onto all the planes formed by each coordinate  $x_i$  and its conjugate momentum  $p_i$ . It's called an *invariant* because you get the same number no matter what canonical coordinates you use. Consequently, given any two-surface  $S \in M$  we can replace  $(x_i, p_i)$  by  $(\theta_i, J_i)$  and write

$$P(S) = \sum_i \int_S d\theta_i dJ_i \quad (1.9)$$

and this vanishes because every point of  $S$  has the same value of  $J_i$ . In view of this fact we say  $M$  is **null**. It follows from the nullness of  $M$  that the value of any line integral  $\int d\mathbf{x} \cdot \mathbf{p}$  through  $M$  between two given endpoints is the same for any path between those points that can be continuously distorted into some standard path without leaving  $M$ . To see why, take the difference between the integrals along two different paths  $\Gamma_1$  and  $\Gamma_2$  between a given pair of points. This difference of integrals is identical with the line integral along the closed path  $\Gamma_1 - \Gamma_2$  in which we go out on  $\Gamma_1$  and back on  $\Gamma_2$ . By Green's theorem this closed line integral is equal to the Poincaré invariant of the 2-surface that  $\Gamma_2$  sweeps out as it is deformed into  $\Gamma_1$ . But this Poincaré invariant vanishes, so the original line integrals were equal. Consider now the line integral  $\int d\mathbf{x} \cdot \mathbf{p}$  along the path from the front wall to the corresponding point on the back wall. We choose to evaluate this integral using the  $(\boldsymbol{\theta}, \mathbf{J})$  coordinates, and to take the path on which  $\theta_2 = \theta_3 = \text{constant}$ . Then we have

$$\int d\mathbf{x} \cdot \mathbf{p} = \int d\boldsymbol{\theta} \cdot \mathbf{J} = J_1 \int d\theta_1 \quad (1.10)$$

so  $J_1$  is equal to  $\int d\mathbf{x} \cdot \mathbf{p}$  divided by the amount by which  $\theta_1$  increments as we cross the room. We choose to scale the actions so  $\theta_i$  increments by  $2\pi$  on crossing the room, so

$$J_i = \frac{1}{2\pi} \oint_{\Gamma_i} d\mathbf{x} \cdot \mathbf{p} = \frac{1}{2\pi} \sum_j \oint_{\Gamma_i} dx_j p_j, \quad (1.11)$$

where  $\Gamma_i$  is any path that takes us once across the room.

If we want to find the values of the ordinary phase-space coordinates  $(\mathbf{x}, \mathbf{p})$  at the point  $\boldsymbol{\theta}$  we need to do the following: (i) Choose a point  $(\mathbf{x}_0, \mathbf{p}_0)$  in the room and declare it to be  $\boldsymbol{\theta} = 0$ . Now integrate from the initial conditions  $\mathbf{x} = \mathbf{x}_0, \mathbf{p} = \mathbf{p}_0$  when  $\theta_1 = 0$  the coupled o.d.e.s

$$\frac{dx_j}{d\theta_1} = [x_j, J_1], \quad \frac{dp_j}{d\theta_1} = [p_j, J_1], \quad (1.12)$$

where [...] denotes a Poisson bracket, to discover the  $(\mathbf{x}, \mathbf{p})$  coordinates of the points  $\boldsymbol{\theta} = (\theta_1, 0, 0)$ . (ii) Starting from any of these points we can integrate the o.d.e.s

$$\frac{dx_j}{d\theta_2} = [x_j, J_2], \quad \frac{dp_j}{d\theta_2} = [p_j, J_2], \quad (1.13)$$

to discover the  $(\mathbf{x}, \mathbf{p})$  coordinates of the points  $\boldsymbol{\theta} = (\theta_1, \theta_2, 0)$ . (iii) Starting from any of the last-mentioned points we can integrate the third set of o.d.e.s to find the  $(\mathbf{x}, \mathbf{p})$  coordinates of a general point  $\boldsymbol{\theta}$ . The key property of actions is that if we integrate say the first set of o.d.e.s from a point  $\boldsymbol{\theta}_a$  on one wall to the point  $\boldsymbol{\theta}_b$  at which the trajectory hits the opposite wall, we find that  $\boldsymbol{\theta}_b = \boldsymbol{\theta}_a + (2\pi, 0, 0)$  (Fig. 1.2 left). That is the trajectories generated by actions carry you from a point on one wall to the point on the opposite wall that we have identified with our starting point. If we form some other integrals  $I_i(\mathbf{J})$  by adopting three non-trivial functions of the actions, the trajectories generated by the  $I_i$  will not carry us from a point on a wall to the point on the opposite wall that has been identified with it (Fig. 1.2 right). Consequently, the variables that are canonically conjugate to the  $I_i$  cannot form a *global* coordinate system (although they can be used as coordinates locally).

In remembrance of the fact that  $\boldsymbol{\theta}_a$  and  $\boldsymbol{\theta}_b = \boldsymbol{\theta}_a + (2\pi, 0, 0)$  correspond to the same point in phase space, the canonically conjugate coordinates of actions are called **angle variables**. To see what flexibility we have in the choice of actions and angles, we observe that if we have new variables  $\boldsymbol{\theta}'$  that are related to our original angle variables by linear equations

$$\boldsymbol{\theta} = \mathbf{N} \cdot \boldsymbol{\theta}', \quad (1.14)$$

where  $\mathbf{N}$  is a matrix with integer entries, then if any of the  $\theta'_i$  is incremented by  $2\pi$ , all the  $\theta_j$  will change by  $2m\pi$ , so we will return to the same place in phase space. Hence the  $\boldsymbol{\theta}'$  provide a global coordinate system for a torus as effectively as the  $\boldsymbol{\theta}$ . To discover what actions correspond to the  $\boldsymbol{\theta}'$ , we write down the generating function of the canonical transformation  $(\boldsymbol{\theta}, \mathbf{J}) \leftrightarrow (\boldsymbol{\theta}', \mathbf{J}')$

$$S(\boldsymbol{\theta}', \mathbf{J}) = \sum_{ij} J_i N_{ij} \theta'_j. \quad (1.15)$$

It is straightforward to check that  $S$  generates equation (1.14) and we have also

$$J'_j = \frac{\partial S}{\partial \theta'_j} = \sum_i J_i N_{ij}. \quad (1.16)$$

Thus the new actions are integer linear combinations of the old actions.

Any function on phase space can be expressed as a function of the angles and actions  $(\boldsymbol{\theta}, \mathbf{J})$ . In particular the Hamiltonian can be expressed in this form. But while the angle variables vary as a particle orbits, its energy does not. So the Hamiltonian cannot depend on  $\boldsymbol{\theta}$ . Hence the Hamiltonian is a function  $H(\mathbf{J})$  of the actions only. This fact makes the equations of motion of the angle variables trivial:

$$\dot{\theta}_i = \frac{\partial H}{\partial J_i} \equiv \Omega_i. \quad (1.17)$$



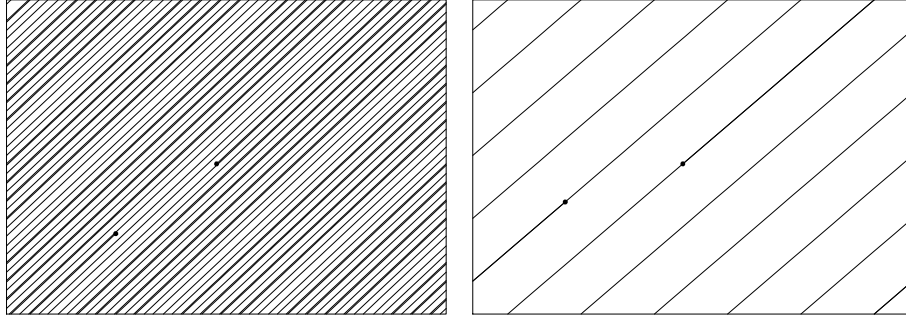


Figure 1.3: A particle moves through its room (torus) on a straight line that repeatedly hits a wall and reappears at the corresponding point on the opposite wall. If the components of the slope vector are rationally related, the line eventually closes on itself (right). In general it does not close and comes arbitrarily close to every point in the room (left). Black dots mark the start and end of the plotted portion of the trajectory.

Since  $H$  depends on  $\mathbf{J}$  only, so must its partial derivatives  $\Omega_i$ . Since  $\mathbf{J}$  is constant along the orbit,  $\Omega_i$  is too, so we can immediately integrate equation (1.17):

$$\theta_i(t) = \theta_i(0) + \Omega_i t. \quad (1.18)$$

Thus the particle moves through its room at constant speed along straight lines whose slope is given by  $\boldsymbol{\Omega} = \partial H / \partial \mathbf{J}$ .

Usually the frequencies are **incommensurable** and then the line will eventually come arbitrarily close to every point in the room (Fig. 1.3 left).

Since the ordinary phase-space coordinates are periodic functions of the angle variables with period  $2\pi$  they can be expanded in Fourier series

$$x_i(\boldsymbol{\theta}) = \sum_{\mathbf{n}} X_{i\mathbf{n}} \cos(\mathbf{n} \cdot \boldsymbol{\theta} + \psi_{i\mathbf{n}}), \quad (1.19)$$

where the sum is over vectors with integer components and the  $X_{i\mathbf{n}}$  and  $\psi_{i\mathbf{n}}$  are constant amplitudes and phases. When we substitute into this expression our solution (1.18) of the equations of motion, we obtain

$$x_i(t) = \sum_{\mathbf{n}} X_{i\mathbf{n}} \cos(\mathbf{n} \cdot \boldsymbol{\Omega} t + \psi'_{i\mathbf{n}}), \quad \text{where} \quad \psi'_{i\mathbf{n}} \equiv \psi_{i\mathbf{n}} + \mathbf{n} \cdot \boldsymbol{\theta}_i(0). \quad (1.20)$$

Equation (1.3) from which we started is an instance of this equation. Thus we have come full circle from the empirical fact that numerically integrated orbits are quasiperiodic to the fact that such spectra are a necessary consequence of these orbits having three isolating integrals.

In the generic case of incommensurable frequencies, we have a useful result, the **time-averages theorem**: *when the frequencies are incommensurable, the fraction of its time a particle spends in a subset  $V$  of the torus is  $\int_V d^3\boldsymbol{\theta} / (2\pi)^3$ .*

From this the **strong Jeans theorem follows**: *in a steady-state galaxy, the density of stars is uniform within incommensurable tori, so the density of stars in phase space is a function  $f(\mathbf{J})$  of the actions only.* We call  $f$  the **distribution function**, often abbreviated **DF**.

It is useful to think of orbits as points in the three-dimensional space, **action space**, that has the three actions as Cartesian coordinates. The strong Jeans theorem tells us that galactic equilibria are simply distributions of stars in this easily imagined space.

### 1.1.3 Epicycle approximation

It's instructive to examine a very useful model at this point. A star in an axisymmetric potential moves in the effective potential (1.2). It is physically obvious that the minimum of  $\Phi_{\text{eff}}$  occurs at  $(R_g, 0)$ , where the **guiding-centre radius**  $R_g$  is the radius of the circular orbit with the given angular momentum  $L_z$ . Since this is the potential's minimum, a Taylor expansion of  $\Phi_{\text{eff}}$  around it will contain no linear terms and be of the form

$$\Phi_{\text{eff}}(R_g + x, z) = \Phi_{\text{eff}}(R_g, 0) + \frac{1}{2}\kappa^2 x^2 + \frac{1}{2}\nu^2 z^2 + \dots \quad (1.21)$$

Stars on sufficiently circular orbits will be confined to the region in which we need retain only the first three terms in this series. Consequently, their radial and vertical motions will be harmonic. The frequencies of these oscillations are  $\Omega_r = \kappa$ , the **epicycle frequency** and  $\Omega_z = \nu$ , the **vertical epicycle frequency**. The solution to the equations of motion is

$$R(t) = R_g + X \cos(\kappa t + \psi_r) \quad ; \quad z(t) = Z \cos(\nu t + \psi_z), \quad (1.22)$$

where  $X, \psi_r, Z$  and  $\psi_z$  are all constants. Clearly we can set

$$\theta_r = \kappa t + \psi_r \quad ; \quad \theta_z = \nu t + \psi_z. \quad (1.23)$$

Then calculating  $p_R = \dot{R}$  and evaluating  $\oint dR p_R$  we can show that  $X = \sqrt{2J_r/\kappa}$ , and similarly that  $Z = \sqrt{2J_z/\nu}$ , so in the epicycle approximation the connection between ordinary coordinates and angle-action variables is

$$R = R_g + \sqrt{\frac{2J_r}{\kappa}} \cos \theta_r \quad ; \quad z = \sqrt{\frac{2J_z}{\nu}} \cos \theta_z. \quad (1.24)$$

## 1.2 Resonances

The fundamental frequencies  $\boldsymbol{\Omega}$  are generally non-trivial functions of the actions, so for certain tori a **resonance condition**  $\mathbf{N} \cdot \boldsymbol{\Omega} = 0$  will apply. When we multiply the resonance condition by  $t$  and use equation (1.18), we obtain

$$\mathbf{N} \cdot \boldsymbol{\theta}(t) = \text{constant}. \quad (1.25)$$

This equation inspires us to make a canonical transformation to new angles and actions  $(\boldsymbol{\theta}', \mathbf{J}')$  such that  $\mathbf{N} \cdot \boldsymbol{\theta}$  becomes one of the new angles, say  $\theta'_1$ . It does

not much matter what we adopt for  $\theta'_2$  and  $\theta'_3$ ;  $\theta'_2 = \theta_2$  and  $\theta'_3 = \theta_3$  works fine. Then our generating function becomes

$$S(\boldsymbol{\theta}, \mathbf{J}') = J'_1 \mathbf{N} \cdot \boldsymbol{\theta} + J'_2 \theta_2 + J'_3 \theta_3, \quad (1.26)$$

so the new angles are

$$\theta'_1 = \frac{\partial S}{\partial J'_1} = \mathbf{N} \cdot \boldsymbol{\theta}, \quad \theta'_2 = \frac{\partial S}{\partial J'_2} = \theta_2, \quad \theta'_3 = \theta_3. \quad (1.27)$$

Since  $\theta'_1$  does not evolve in time, the star explores only a two-dimensional set of its three-dimensional torus. While a star on a resonant torus does not come arbitrarily close to every point on its torus, the bigger the numbers  $N_j$  are, the more effectively it samples its torus, and the less likely it is that the resonance condition will be dynamically important.

### 1.2.1 Perturbation theory

The importance of resonances only emerges when we consider the effects of adding a small perturbing Hamiltonian  $h(\boldsymbol{\theta}, \mathbf{J})$  to the Hamiltonian  $H_0(\mathbf{J})$  for which we have found angle-action variables  $(\boldsymbol{\theta}, \mathbf{J})$ . We use these coordinates to study the motion of a particle in the full Hamiltonian  $H = H_0 + h$ . Hamilton's equations read

$$\dot{\boldsymbol{\theta}} = \frac{\partial H}{\partial \mathbf{J}} = \boldsymbol{\Omega}_0 + \frac{\partial h}{\partial \mathbf{J}}, \quad \dot{\mathbf{J}} = -\frac{\partial H}{\partial \boldsymbol{\theta}} = -\frac{\partial h}{\partial \boldsymbol{\theta}}, \quad (1.28)$$

where  $\boldsymbol{\Omega}_0 = \partial H_0 / \partial \mathbf{J}$ . The perturbing Hamiltonian, like any function on phase space, is a periodic function of the angles, so we can Fourier expand it:

$$h(\boldsymbol{\theta}, \mathbf{J}) = \sum_{\mathbf{n}} h_{\mathbf{n}}(\mathbf{J}) \cos(\mathbf{n} \cdot \boldsymbol{\theta} + \psi_{\mathbf{n}}). \quad (1.29)$$

With this expansion, the equation of motion of  $\mathbf{J}$  is

$$\dot{\mathbf{J}} = \sum_{\mathbf{n}} \mathbf{n} h_{\mathbf{n}}(\mathbf{J}) \sin(\mathbf{n} \cdot \boldsymbol{\theta} + \psi_{\mathbf{n}}) = \sum_{\mathbf{n}} \mathbf{n} h_{\mathbf{n}}(\mathbf{J}) \sin(\mathbf{n} \cdot \boldsymbol{\Omega} t + \psi'_{\mathbf{n}}). \quad (1.30)$$

So long as  $\mathbf{n} \cdot \boldsymbol{\Omega} \neq 0$ , the time-averaged value of  $\dot{\mathbf{J}}$  vanishes and we expect  $\mathbf{J}$  simply to oscillate slightly around its unperturbed value. But if a resonance condition is nearly satisfied,  $\mathbf{N} \cdot \boldsymbol{\Omega} \simeq 0$ , the argument of one or more of the sines will change very slowly, and the cumulative change in  $\mathbf{J}$  can be significant even for very small  $h_{\mathbf{N}}$ . Thus resonances permit small forces to act in the same sense for long times, and hence cause qualitative changes in behaviour. This is one of the fundamental principles of physics.

Mathematically, we use the new angle variables  $\boldsymbol{\theta}'$  defined by equation (1.27) and their conjugate actions

$$J_1 = \frac{\partial S}{\partial \theta'_1} = J'_1 N_1, \quad J_2 = \frac{\partial S}{\partial \theta'_2} = J'_1 N_2 + J'_2, \quad J_3 = J'_1 N_3 + J'_3. \quad (1.31)$$

Next we express  $h$  as a Fourier series in the new angle variables and discard all terms that involve  $\theta'_2$  or  $\theta'_3$  on the grounds that they oscillate too rapidly to have a significant impact on the dynamics. Since our approximated Hamiltonian depends on neither  $\theta'_2$  nor  $\theta'_3$ , the conjugate actions  $J'_2$  and  $J'_3$  will be constants of motion. The only non-trivial equations of motion are now

$$\begin{aligned}\dot{\theta}'_1 &= \Omega'_{01}(J'_1) + \sum_n \frac{\partial h'_n}{\partial J'_1} \cos(n\theta'_1 + \psi'_{(n,0,0)}) \\ \dot{J}'_1 &= \sum_n n h'_n(J'_1) \sin(n\theta'_1 + \psi'_{(n,0,0)}),\end{aligned}\quad (1.32)$$

where

$$\Omega'_{01} = \frac{\partial H_0(\mathbf{J}')}{\partial J'_1} = \sum_i \Omega_{0i} \frac{\partial J_i}{\partial J'_1} = \Omega_{01} N_1 + \Omega_{02} N_2 + \Omega_{03} N_3 = \mathbf{N} \cdot \mathbf{\Omega}_0 \quad (1.33)$$

and we have suppressed the dependence of  $\Omega_{01}$  and  $h'_n$  on  $J'_2$  and  $J'_3$  because the latter are mere constants. We have reduced the particle's motion in six-dimensional phase space to motion in the  $(\theta'_1, J'_1)$  plane.

We differentiate with respect to time the first of equations (1.32)

$$\ddot{\theta}'_1 = \frac{\partial \Omega'_{01}}{\partial J'_1} \dot{J}'_1 + \sum_n \left( \frac{\partial^2 h'_n}{\partial J'^2_1} \dot{J}'_1 \cos(n\theta'_1 + \psi'_{(n,0,0)}) - n \dot{\theta}'_1 \frac{\partial h'_n}{\partial J'_1} \sin(n\theta'_1 + \psi'_{(n,0,0)}) \right). \quad (1.34)$$

We can neglect the sum in this equation because each of its terms is the product of a derivative of  $h'_n$ , which is small, and either  $\dot{J}'_1$ , which is of the same order, or  $\dot{\theta}'_1$ , which is also small because  $\Omega'_{01}$  vanishes at the resonance. Therefore we can dramatically simplify the  $\theta'_1$  equation of motion to

$$\ddot{\theta}'_1 = \frac{\partial \Omega'_{01}}{\partial J'_1} \dot{J}'_1 = \frac{\partial \Omega'_{01}}{\partial J'_1} \sum_n n h'_n(J'_1) \sin(n\theta'_1 + \psi'_{(n,0,0)}). \quad (1.35)$$

If we approximate  $\partial \Omega'_{01} / \partial J'_1$  and  $h'_n$  by their values on resonance, and retain only the term for  $n = 1$  in the sum, we are left with the equation of motion of a pendulum

$$\ddot{\theta} = -\omega^2 \sin \theta, \quad (1.36)$$

where

$$\theta \equiv \theta'_1 + \psi'_1 \quad \text{and} \quad \omega^2 \equiv -\frac{\partial \Omega'_{01}}{\partial J'_1} h'_1. \quad (1.37)$$

A pendulum can move in two ways: at low energy its motion is oscillatory at an angular frequency that falls from  $\omega$  at the lowest energies to zero at the critical energy above which the pendulum circulates. Consequently, equation (1.35) predicts that close to the resonance (“low energy”)  $\theta'_1$  will oscillate. This is the regime of **resonant trapping** in which the particle **librates** around the underlying resonant orbit. At some critical distance from the resonance (“high energy”)  $\theta'_1$  will start to circulate. Near the threshold energy, the rate at which

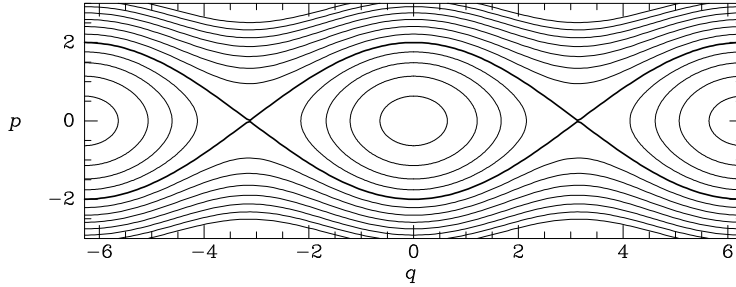


Figure 1.4: The phase plane of a pendulum. Curves of constant energy  $E$  (eq. 1.38) are plotted. The particle moves on these, from left to right in the upper half of the figure and from right to left in the lower half.

$\theta'_1$  advances in time will be highly non-uniform, just as a pendulum that has only just enough energy to get over top dead centre slows markedly as it does so. As we move further and further from the resonance, the rate of advance of  $\theta'_1$  becomes more and more uniform, and we gradually recover the unperturbed motion, in which the rate of advance of  $\theta'_1$  is strictly uniform.

We can obtain a useful pictorial representation of this behaviour by deriving the energy invariant of equation (1.36). We multiply both sides by  $\dot{\theta}$  to obtain an equation which states that

$$E \equiv \frac{1}{2}\dot{\theta}^2 - \omega^2 \cos \theta \quad (1.38)$$

is constant. Consequently, the particle moves in the  $(\theta, \dot{\theta})$  plane along curves of constant  $E$ . These curves are shown in Fig. 1.4. The round contours near the centre of the figure show the motion of a particle that has been trapped by the resonance, while the contours at the top and bottom of the figure that run from  $\theta = -\pi$  to  $\theta = \pi$  show the motion of a particle that continues to circulate.

To appreciate the significance of resonances for galactic dynamics we must introduce the concept of a **surface of section**. This is a phase plane such as the  $(R, p_R)$  plane for motion in an axisymmetric potential. Each time the particle passes through the plane  $z = 0$  moving upward ( $p_z > 0$ ) we mark the surface of section with a dot at the current values of  $R$  and  $p_R$ . If the orbit is quasiperiodic, the dots eventually trace out a curve. This curve is the intersection of the orbit's torus with the  $(R, p_R)$  plane, and in fact the area inside it,  $\int dR dp_R$  is  $2\pi$  times the orbit's radial action  $J_r$ . Fig. 1.5 shows surfaces of section for motion in two flattened axisymmetric potentials. In a given panel each curve is for a different orbit with the same energy and value of  $L_z$ . Most of the curves move around a central point. The point itself is made by the **shell orbit**, which is two-dimensional and has  $J_r = 0$ ; in real space this orbit is a thin cylindrical shell that has a larger diameter at  $z = 0$  than at its top or bottom edges. Each curve around this point in Fig. 1.5 is generated by a three-dimensional orbit that forms an annulus of finite thickness. Fig. 1.1 shows cross sections through two such annuli. In Fig. 1.5, the longer an orbit's curve is, the thicker the annulus

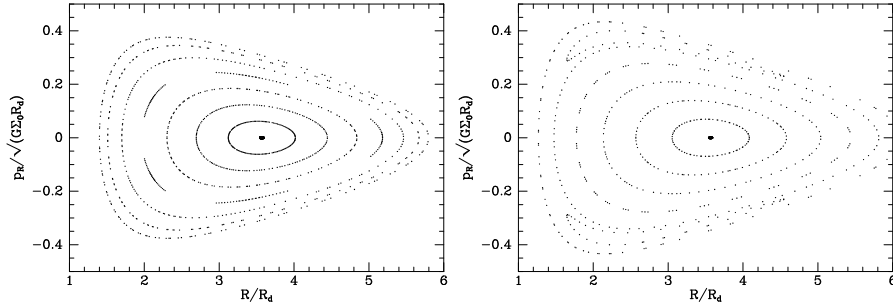


Figure 1.5: Surfaces of section for motion in flattened isochrone potentials: the left panel is for the case of a mass distribution that has axis ratio  $q = 0.7$ , while the right panel is for  $q = 0.4$ . In the right panel we see resonant islands generated by the 1 : 1 resonance between the radial and vertical oscillations. No such island is evident in the left panel.

and the smaller its vertical extent. The outermost curve in Fig. 1.5 is generated by the orbit  $J_z = 0$ , which is confined to the plane  $z = 0$ . So in Fig. 1.1 the orbit in the left panel generates a larger curve in the left panel of Fig. 1.5 than does the orbit of the right panel of Fig. 1.1.

The right panel in Fig. 1.5 is for motion in the potential of a flatter galaxy than the left panel, and in this panel not all curves loop around the central point. Two **resonant islands** have appeared, formed by orbits that have been trapped by the resonance  $\Omega_r = \Omega_z$ .

At this point one should be asking “so what’s the perturbation in this case?” It isn’t evident that there is one; all we did was integrate orbits in a perfectly well defined potential. However, we can imagine that our Hamiltonian is the sum of a Hamiltonian  $H_0$  that would generate a surface of section in which all curves simply looped around the central point, and a smaller Hamiltonian  $h = H - H_0$ , and to ascribe to  $h$  the trapping of orbits by the 1 : 1 resonance. Kaasalainen & Binney (1994) describe an algorithm that can be used to generate  $H_0$  and  $h$ .

The resonance just discussed is rather a tame one that probably does not play a big role in galactic dynamics (but see §1.2.3). Resonances certainly play a big role in the dynamics of bars. The dynamics of a bar is strongly affected by the bar’s pattern speed,  $\Omega_p$ , the angular velocity at which the figure of the bar rotates. The bars we see at the centres of more than half spiral galaxies, including our own, are rapidly rotating in the sense that in the rotating frame of the bar the dynamics of most stars depends strongly on the Coriolis force  $2\Omega_p \times \mathbf{p}$ . In cosmological simulations of the clustering of dark matter, most dark halos are barred and their pattern speeds are so small that the Coriolis force is unimportant for a significant fraction of their constituent particles. The gravitational potentials of galaxies are approximately isothermal, so let’s

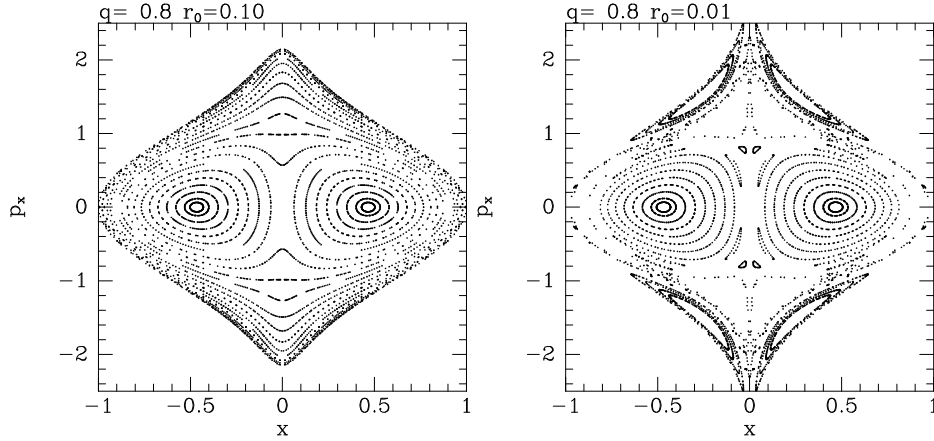


Figure 1.6: Surfaces of section for the potential (1.39) with axis ratio  $q = 0.8$ . Left: for  $r_0 = 0.1$ ; right: for  $r_0 = 0.01$ .

investigate motion in the potential

$$\Phi = \frac{1}{2}v_0^2 \ln \left( r_0^2 + x^2 + \frac{y^2}{q^2} + \frac{z^2}{q_2^2} \right). \quad (1.39)$$

Here  $r_0$  is a core radius, within which the potential tends towards that of a harmonic oscillator, and  $v_0$  would be the circular speed at  $x \gg r_0$  in the  $(x, y)$  plane if the axis ratio  $q$  were unity. We shall assume that  $q = 0.8$ , so the potential is slightly elongated along the  $x$  axis and for now restrict ourselves to motion in the  $(x, y)$  plane so we can use the device of a surface of section.

Fig. 1.6 shows  $(x, p_x)$  surfaces of section for two values of  $r_0$ . In the case  $r_0 = 0.1$  on the left we can identify the curves of two types of orbit: the two bulls-eyes comprise the curves of **loop orbits** such as that depicted in the top left panel of Fig. 1.7. These orbits have a well-defined sense of rotation about the  $z$  axis. The curves that surround both bulls-eyes are generated by **box orbits** such as that depicted in the bottom left panel of Fig. 1.7. Box orbits extend to the potential's centre and do not involve rotation. In the surface of section on the right of Fig. 1.6 we see several resonant islands in the domain of the box orbits. These islands are made up of orbits trapped by the resonances  $\Omega_y = 2\Omega_x$  (outermost island) and  $2\Omega_y = 3\Omega_x$  (further in). The right panels of Fig. 1.7 show the appearance of a couple of these orbits in real space. As this experiment suggests, the more cuspy a triaxial mass distribution is, the larger is the fraction of phase that is occupied by resonant box orbits, or **boxlets** as they have been called (Merritt & Valluri, 1999). Why resonant trapping becomes more important as the matter distribution becomes more cuspy is not clear. A fact that is probably relevant is that boxlets generally avoid the galactic centre, while boxes do not. Given that massive black holes reside in galaxy centres, the tendency of boxlets to avoid the centre clearly has important astrophysical consequences by keeping stars safe from being eaten by the monster there.




Figure 1.7: A loop and a box orbit (left); two boxlets (right). The cross in the lower right panel marks the potential's centre.

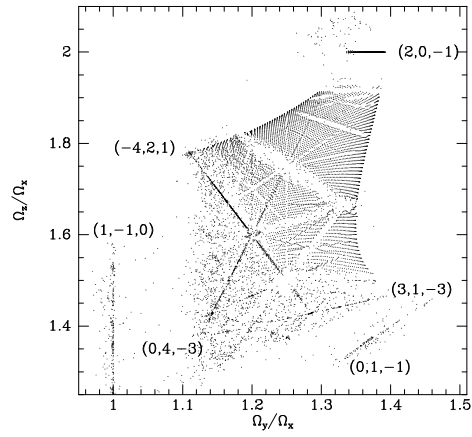


Figure 1.8: Frequency-ratio diagram for the potential (1.39) with  $q = 0.9$  and  $q_2 = 0.7$ .



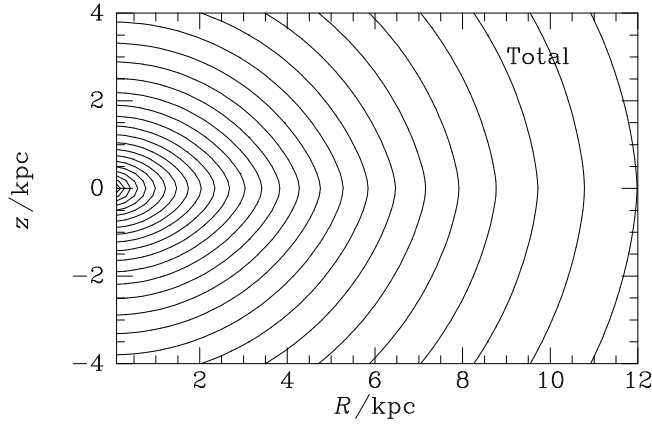


Figure 1.9: A model Galaxy potential. The cuspleness of the equipotential contours clearly show the extent to which the potential has been flattened by the mass of the disc.

### 1.2.2 Frequency analysis

We have seen how surfaces of section give valuable insight into the structure of phase space. Unfortunately, it is impracticable to construct a surface of section unless the motion is in two dimensions – or effectively so in the case of an axisymmetric potential. Frequency analysis provides a useful way of determining which resonances play an important role when the potential is triaxial and the motion of particles is inherently three-dimensional. The technique consists of numerically integrating orbits and then Fourier transforming the time dependence of suitable coordinates. From the resulting spectra one identifies the fundamental frequencies, and determines two frequency ratios, such as  $\Omega_z/\Omega_x$  and  $\Omega_z/\Omega_y$ . Each orbit then generates a point in a frequency-ratio diagram such as that of Fig. 1.8. In this diagram the points of non-resonant orbits fall along a curvilinear grid, which reflects the systematic way in which the initial conditions explored phase space. The points of resonant orbits lie along straight lines. In the vicinity of these lines there is a deficit of points, because orbits in the underlying integrable potential that would have the nearly commensurable frequencies that correspond to these locations have been resonantly trapped so their principal frequencies exactly satisfy a resonance condition. Actually these orbits still have three independent fundamental frequencies, but one of these frequencies is the frequency of libration around the trapping orbit, and this frequency has to be dug out of the coordinates' spectra and is missed by the simple algorithm from used to identify the frequencies from which the frequency ratios were calculated.

### 1.2.3 Adiabatic deformation

The Milky Way's disc has accumulated rather gradually over most of the Hubble time. As it grew, the Galaxy's potential must have deformed from being the nearly spherical potential of the dark halo, to a potential that is significantly pinched towards the plane (Fig. 1.9). Individual orbits will have distorted in response to the distortion of the potential, but so long as they remained non-resonant, their actions will have been invariant: actions are **adiabatic invariants**. This fact greatly facilitates the process of determining the response of a stellar system to adiabatic distortion of its potential because all we have to do is to move each star from its orbit in the original potential to the orbit with the same actions in the distorted potential. In particular, the structure of the distorted system depends only on the initial and final configurations, and not on which configurations it passed through in between.

The story is more complex and interesting if resonant trapping is possible. When the Galaxy's potential was nearly spherical, every orbit had a value of  $\Omega_r$  that was bigger than that of either of its other two frequencies. Stars whose orbits are now confined within a couple of kiloparsecs of the equatorial plane have  $\Omega_r < \Omega_z$ , the frequency associated with motion perpendicular to the plane. So these stars have at some point satisfied the resonance condition  $\Omega_r = \Omega_z$ . In a flattened potential  $\Omega_r/\Omega_z$  is smallest for orbits that are confined to the equatorial plane. Therefore the resonance condition was first satisfied by these orbits.

Fig. 1.5 shows surfaces of section for motion in a potential before and after the resonance condition  $\Omega_r = \Omega_z$  is first satisfied: the islands visible in the right panel are made up of orbits trapped by this resonance. Note that the areas of the curves in the left panel are  $2\pi J_r$ , so they do not change as the potential flattens.

The resonance condition is first satisfied by the orbit that is confined to the equatorial plane; in both panels of Fig. 1.5 the curve of this orbit lies on the outside. Hence the resonant islands first appeared just inside this curve. As the potential flattened more,  $\Omega_r/\Omega_z$  dropped significantly below unity for the planar orbit, so the resonance condition was satisfied by orbits with non-zero  $J_z$  and the islands moved inwards. Orbits whose curves lay in the path of a moving island did one of two things: (a) they were trapped into the island, or (b) they abruptly increased their radial actions so that their curves went round the far side of the island. Which of these two outcomes happened in an individual case depended on the precise orbital phase of the star when the potential achieved a particular flattening, but it is most useful to average over phases and to consider the outcomes to occur with probabilities  $P_a$  or  $P_b$ . The magnitudes of  $P_a$  and  $P_b$  depend of the relative speed with which the island increased its area and moved: if it simply grew,  $P_a = 1$ , and if it moved without growing  $P_b = 1$ . These results follow from Liouville's theorem that phase-space density cannot increase.

Let's imagine that after a period of stationary growth, the island moved inwards without growing, and then became stationary while it shrank. In this case it would have swept up stars with large  $J_r$  and small  $J_z$  and released these

stars into orbits with smaller  $J_r$  and larger  $J_z$ . In other words, it will have turned radial motion into vertical motion. Sridhar & Touma (1996) have called this process “levitation”. Conversely, the moving island will have reduced the vertical motions and increased the radial motions of any stars it found in its path through action space. Thus resonances stir the contents of phase space. Levitation is a lovely idea but it’s not clear that it is of practical importance. We shall see below that in a disc analogous scattering by resonances is very important.

### 1.2.4 From order to chaos

If we set  $z = 0$  and express the triaxial potential (1.39) in cylindrical coordinates, it becomes

$$\Phi(R, \phi) = \frac{1}{2}v_0^2 \ln \left[ r_0^2 + \frac{1}{2}R^2(q^{-2} + 1) - \frac{1}{2}R^2(q^{-2} - 1) \cos 2\phi \right]. \quad (1.40)$$

Consider now the related potential (Binney, 1982)

$$\Psi(R, \phi) = \frac{1}{2}v_0^2 \ln \left[ r_0^2 + \frac{1}{2}R^2(q^{-2} + 1) - \left( \frac{1}{2}R^2(q^{-2} - 1) + \frac{R^3}{R_e} \right) \cos 2\phi \right]. \quad (1.41)$$

Fig. 1.10 shows surfaces of section for motion in this potential when  $r_0 = 0.1$ ,  $q = 0.9$  and  $R_e = 6$  (left) and  $R_e = 4$  (right). Comparing the left panel of this figure with the left panel of Fig. 1.6 we see that the extra term in the logarithm has greatly increased the number of resonant islands, and in the right panel we see that it can introduce a qualitatively new feature: many points seem now to be scattered at random rather than confined to curves. Confinement to curves is an indication that the orbits admit an isolating integral in addition to energy, and are in consequence quasiperiodic. Conversely, when the points are not confined to curves, the orbits lack an additional integral and are not quasiperiodic. We say these orbits are **irregular** or **chaotic**.

The increase in the number of resonant islands is probably the cause of the emergence of chaos. In the surface of section, islands form chains, with the curves of some non-trapped orbits running on one side of the chain, and those of others running on the other side of the chain – Fig. 1.4 may help the reader to picture this situation. The curves of the most nearly trapped orbits on each side come very close where the islands touch. The tiniest perturbation can cause a star on one of these orbits to swap from one side of the chain to the other. If a star makes such changes, its orbit ceases to be quasiperiodic.

If there are several chains of islands in the surface of section, and the islands of two chains almost touch, a star can make two such swaps, moving from, say, inside chain 1 to outside chain 3. In this way a star can move stochastically through a significant region of phase space. This is probably what happens in Fig. 1.10.

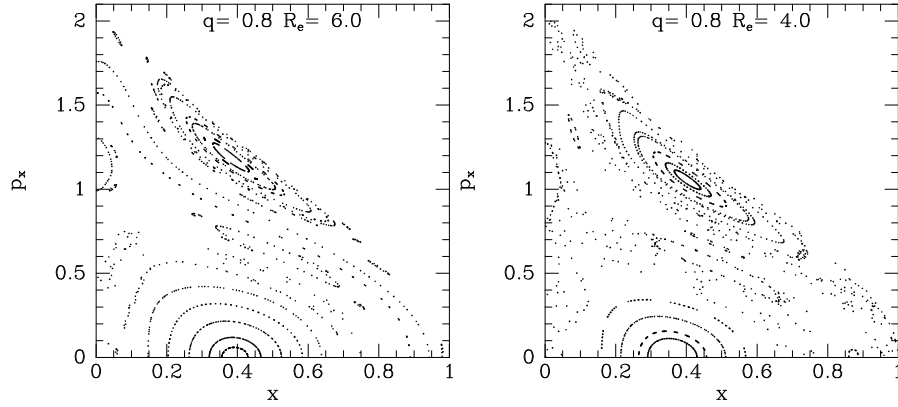


Figure 1.10: Surfaces of section for the potential (1.41) with  $q = 0.8$  and  $r_0 = 0.1$ . The left panel is for  $R_e = 6$  and the right panel is for  $R_e = 4$ .

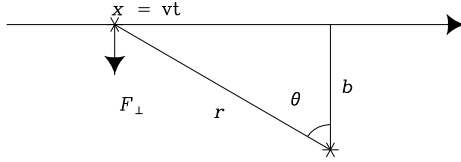


Figure 1.11: A fast encounter between two stars at speed  $v$  and impact parameter  $b$ . The force perpendicular to the relative velocity is  $\sim Gm_1m_2/b^2$  and it acts for a time  $\sim 2b/v$ .

### 1.3 Fluctuations

In previous sections we investigated the orbits of stars in a smooth, time-independent model of the galaxy's gravitational potential. In reality the potential contains time-dependent features and in this section we investigate how these features drive evolution.

A fundamental result is obtained by multiplying the equation of motion  $\dot{\mathbf{p}} = -\nabla\Phi$  by  $\mathbf{p}$  and rearranging the result to

$$\frac{dE}{dt} = \frac{\partial\Phi}{\partial t}. \quad (1.42)$$

Thus stars change their energies if and only if the potential is time-dependent. Fluctuations in the potential enable stars to exchange energy.

#### 1.3.1 Two-body scattering

The most obvious source of fluctuations is the moving gravitational potentials of individual stars. When stars of mass  $m_1$  and  $m_2$  pass each other at speed  $v$  and impact parameter  $b$  (Fig. 1.11) the effect is an exchange of momentum

along the line that is perpendicular to the mutual velocity and has magnitude  $\sim 2Gm_1m_2/bv$ . So the encounter adds to the velocity of  $m_1$  a velocity  $\delta\mathbf{v}_1$  of magnitude  $\sim 2Gm_2/bv$ . The direction of these increments is random, so we add them in quadrature. The rate of such encounters is  $\sim 2\pi n v b db$ , where  $n$  is the number density of stars, so the rate of change of  $\sum |\delta\mathbf{v}_1|^2$  is

$$\frac{d}{dt} \sum |\delta\mathbf{v}_1|^2 = 2\pi n \int db b \left( \frac{2Gm_2}{bv} \right)^2 = \frac{8\pi G^2 m_2^2}{v^2} \int \frac{db}{b}. \quad (1.43)$$

The integral diverges at both ends of the range of integration. The divergence at small  $b$  is an artifact that can be traced to our use of  $2Gm_2/bv$  as the magnitude of the velocity change in an encounter: an accurate calculation shows that the velocity change never exceeds  $v$  (Binney & Tremaine, 2008, eq. 3.53a). The divergence at large  $b$  is real, and indicates that encounters with impact parameters that are on the order of the size of the system dominate. Physically, what this means is that the dominant source of fluctuations is Poisson fluctuations in the number of stars in substantial parts of the system. The mass inside a volume of radius  $r$  will fluctuate by  $\delta M \sim M/\sqrt{N}$ , where  $N = \frac{4}{3}\pi r^3 n$  is the number of stars in this volume. Just outside this volume the gravitational field will fluctuate by

$$\delta g = \frac{G\delta M}{r^2} = \frac{GM}{r^2\sqrt{N}} = \frac{Gm_2}{r^2}\sqrt{N} = Gm_2\sqrt{\frac{4}{3}\pi\frac{n}{r}} \quad (1.44)$$

This fluctuation acts for a time  $\sim r/v$  so it changes the velocity of any star by

$$|\delta\mathbf{v}| \sim \frac{Gm_2}{v} \sqrt{\frac{4}{3}\pi nr}, \quad (1.45)$$

which grows with  $r$ , thus confirming that large-scale fluctuations are the most effective. If we accept that the dominant fluctuations are those involving half the system, so  $r$  is about half the system size  $R$ , we conclude that the number of half-crossing times  $r/v$  required to change  $\mathbf{v}$  by of order itself is

$$\frac{v^2}{|\delta\mathbf{v}|^2} \sim \frac{v^4}{(Gm_2)^2} \frac{1}{\frac{2}{3}\pi n R}. \quad (1.46)$$

The virial theorem implies that  $v^2 \simeq GM/R$ , so

$$\frac{t_{2B}}{t_{\text{cross}}} \simeq \left( \frac{GM}{RGm_2} \right)^2 \frac{1}{\frac{2}{3}\pi n R} = \frac{(M/m_2)^2}{\frac{4}{3}\pi n R^3} = N. \quad (1.47)$$

For a galaxy this number of half-crossing times is many times the age of the Universe, so the fluctuations associated with the motions of individual stars are unimportant. But for a globular cluster, which has  $N \lesssim 10^5$ ,  $R \sim 3$  pc and  $v \sim 6$  km sec $^{-1}$  so  $r/v \sim 0.25$  Myr,  $\mathbf{v}$  changes by order itself in  $\sim 6$  Gyr so the process is significant. In an open cluster the process is even more important.

Two-body interactions randomise the distribution of stars in phase space and thus drive the system towards thermal equilibrium. No such equilibrium is possible for a stellar system that is only confined by its own gravity (Binney & Tremaine, 2008, §4.10). But we can understand the impact of two-body interactions by considering the consequences of trying to reach thermal equilibrium.

The speed  $v_e$  required to escape from a stellar system is never much larger than the system's characteristic velocity dispersion  $\sigma$  – one can easily show from the virial theorem that the mass-weighted rms of the local escape speed is only twice the mass-weighted rms velocity dispersion:  $\langle v_e^2 \rangle^{1/2} = 2\langle \sigma^2 \rangle^{1/2}$ . Consequently, the velocity distribution is always distinctly non-Gaussian. Two-body scattering drives the velocity distribution towards Gaussianity, so it is constantly trying to repopulate the missing tail of the velocity distribution at  $v \gtrsim 2\sigma$ . Stars scattered into this domain are free and leave the system, to the system loses mass by **evaporation** on the two-body timescale.

In thermal equilibrium there would be equipartition between the particles. So massive stars would have a smaller velocity dispersion than low-mass stars. Consequently, two-body interactions are constantly transferring energy from more massive to less massive stars, with the consequence that the massive stars sink towards the centre of the system: two-body scattering drives **mass segregation**.

In thermal equilibrium all parts of a body have the same temperature. In a self-gravitating system there is a tendency for the centre to be hotter than the outside, if only because the escape speed decreases outwards. So two-body interactions tend to transfer energy outwards from the core to the envelope. By the virial theorem, a self-gravitating system that loses energy contracts and gets hotter, while one that gains energy expands and becomes cooler. So the conduction of heat from the core to the envelope increases the difference in temperature between the two parts of the system and accelerates the heat flow. The upshot is the **gravothermal catastrophe** in which the core contracts in both size and mass until it contains only a few stars.

The point to note about evaporation, mass-segregation and the gravothermal catastrophe is they are all consequences of fluctuations in the gravitational field driving the system towards an unattainable thermal equilibrium. In star clusters fluctuations associated with individual stars are sufficient to generate these effects on astronomically interesting timescales. In galaxies they are not, but evaporation and the gravothermal catastrophe will be driven by whatever fluctuations do occur, while equipartition won't be because it depends on stars of different masses experiencing different fluctuations. Sources of significant fluctuations in galaxies include giant molecular clouds, spiral arms, satellite galaxies, and high-speed encounters with other comparable galaxies.

### 1.3.2 Orbit-averaged Fokker-Planck equation

In this section we develop a general framework for handling the impact of fluctuations. The general idea is that, by the strong Jeans theorem (§1.1.2) the galaxy's distribution function is at all times a function  $f(\mathbf{J}, t)$  of the actions.

Fluctuations (and resonances) cause this function to evolve by causing innumerable small changes  $\delta\mathbf{J}$  in the actions of individual stars. Let  $P(\mathbf{J}, \Delta)d^3\Delta\delta t$  be the probability that in time  $\delta t$  a star with actions  $\mathbf{J}$  is scattered to the action-space volume  $d^3\Delta$  centred on  $\mathbf{J} + \Delta$ . The number of stars in the action-space volume  $d^3\mathbf{J}$  is  $(2\pi)^3 f(\mathbf{J}, t)d^3\mathbf{J}$ , so the number of stars leaving this volume in  $\delta t$  is

$$(2\pi)^3 f(\mathbf{J}, t)d^3\mathbf{J}\delta t \int d^3\Delta P(\mathbf{J}, \Delta). \quad (1.48)$$

Similarly, the number of stars that are scattered *into* this volume is

$$(2\pi)^3 d^3\mathbf{J}\delta t \int d^3\Delta f(\mathbf{J} - \Delta, t)P(\mathbf{J} - \Delta, \Delta). \quad (1.49)$$

Hence the rate of change of the distribution function is

$$\frac{\partial f}{\partial t} = \int d^3\Delta [f(\mathbf{J} - \Delta, t)P(\mathbf{J} - \Delta, \Delta) - f(\mathbf{J}, t)P(\mathbf{J}, \Delta)]. \quad (1.50)$$

Since scattering events change actions only slightly,  $P(\mathbf{J}, \Delta)$  is appreciable only for  $|\Delta| \ll |\mathbf{J}|$ . So we can truncate after just a few terms the Taylor series expansion in  $\mathbf{J}$  of the product  $f(\mathbf{J}, t)P(\mathbf{J}, \Delta)$ :

$$f(\mathbf{J} - \Delta, t)P(\mathbf{J} - \Delta, \Delta) = f(\mathbf{J}, t)P(\mathbf{J}, \Delta) - \Delta_i \frac{\partial(fP)}{\partial J_i} + \frac{1}{2} \Delta_i \Delta_j \frac{\partial^2(fP)}{\partial J_i \partial J_j} + \dots \quad (1.51)$$

Substituting the first three terms on the right side of this expression into equation (1.50) and cancelling terms, we obtain

$$\frac{\partial f}{\partial t} = -\frac{\partial F_i}{\partial J_i}, \quad \text{where} \quad F_i \equiv f\overline{\Delta_i} - \frac{1}{2} \frac{\partial(f\overline{\Delta_{ij}^2})}{\partial J_j}, \quad (1.52)$$

$$\overline{\Delta_i}(\mathbf{J}) \equiv \int d^3\Delta \Delta_i P(\mathbf{J}, \Delta) \quad \text{and} \quad \overline{\Delta_{ij}^2}(\mathbf{J}) \equiv \int d^3\Delta \Delta_i \Delta_j P(\mathbf{J}, \Delta). \quad (1.53)$$

Equation (1.52) is the **orbit-averaged Fokker-Planck equation**. It states that the rate of change of the distribution function is minus the divergence of the flux  $\mathbf{F}$  of stars in action space, and we have an expression for that flux in terms of the **diffusion coefficients** defined by equations (1.53). The latter are simply the expectation value and the variance of the probability distribution of changes in actions per unit time.

The diffusion coefficients reflect the physics of whatever is responsible for causing the fluctuations. In some circumstances, for example in a star cluster, the fluctuations will be approximately thermal in nature, with temperature  $T$ . Then the principle of detailed balance requires that the stellar flux vanish when the objects being scattered are in thermal equilibrium with the fluctuations. That is,  $\mathbf{F} = 0$  for

$$f(\mathbf{J}) = \text{constant} \times e^{-H/kT}, \quad (1.54)$$

where  $H(\mathbf{J})$  is the Hamiltonian. In this case we have

$$\frac{\partial f}{\partial J_i} = -f \frac{\Omega_i}{kT}, \quad (1.55)$$

so  $\mathbf{F} = 0$  implies that

$$0 = f \left[ \overline{\Delta_i} + \frac{1}{2} \frac{\Omega_j}{kT} \overline{\Delta_{ij}^2} - \frac{1}{2} \frac{\partial \overline{\Delta_{ij}^2}}{\partial J_j} \right]. \quad (1.56)$$

Clearly the square bracket must vanish, so we obtain an expression for the first-order diffusion coefficient in terms of the second-order coefficient (Binney & Lacey, 1988)

$$\overline{\Delta_i} = \frac{1}{2} \left( \frac{\partial \overline{\Delta_{ij}^2}}{\partial J_j} - \frac{\Omega_j}{kT} \overline{\Delta_{ij}^2} \right). \quad (1.57)$$

This expression is useful because it enables us to obtain the **first-order diffusion coefficients**  $\overline{\Delta_i}$  from the **second-order diffusion coefficients**  $\overline{\Delta_{ij}^2}$ , and, while  $\overline{\Delta_{ij}^2}$  can be obtained from first-order perturbation theory (see below), a direct calculation of  $\overline{\Delta_i}$  requires second-order perturbation theory.

The diffusion coefficients are conveniently calculated by expanding the potential in angle-action coordinates

$$\Phi(\mathbf{x}, t) = \Phi_0(\mathbf{x}) + \Phi_1(\mathbf{x}, t) = \Phi_0 + \sum_{\mathbf{n}} \Phi_{\mathbf{n}}(\mathbf{J}, t) \cos(\mathbf{n} \cdot \boldsymbol{\theta} + \psi_{\mathbf{n}}). \quad (1.58)$$

where  $\Phi_0(\mathbf{x})$  is the potential of the underlying Hamiltonian  $H_0(\mathbf{J})$  and  $\Phi_1$  is the fluctuating part of the potential. Hamilton's equation of motion for  $\mathbf{J}$  is

$$\dot{\mathbf{J}} = -\frac{\partial H}{\partial \boldsymbol{\theta}} = -\frac{\partial \Phi_1}{\partial \boldsymbol{\theta}} = \sum_{\mathbf{n}} \mathbf{n} \Phi_{\mathbf{n}}(\mathbf{J}, t) \sin(\mathbf{n} \cdot \boldsymbol{\theta} + \psi_{\mathbf{n}}). \quad (1.59)$$

To get a random change in  $\mathbf{J}$ , we need to integrate this equation of motion for a time  $T$  that is longer than the auto-correlation time of the fluctuations. We do this by expanding the variables in powers of  $\Phi_1/\Phi_0$ :

$$\mathbf{J}(t) = \mathbf{J}_0 + \boldsymbol{\Delta}_1(t) + \boldsymbol{\Delta}_2(t) + \dots \quad \text{and} \quad \boldsymbol{\theta}(t) = \boldsymbol{\theta}_0 + \boldsymbol{\Omega}_0 t + \boldsymbol{\theta}_1(t) + \dots \quad (1.60)$$

$\boldsymbol{\Delta}_1$  is obtained by integrating equation (1.59) along the unperturbed orbit

$$\begin{aligned} \boldsymbol{\Delta}_1(T) &= \sum_{\mathbf{n}} \mathbf{n} \int_0^T dt \Phi_{\mathbf{n}}(\mathbf{J}, t) \sin(\mathbf{n} \cdot \boldsymbol{\theta} + \psi_{\mathbf{n}}) \\ &= \sum_{\mathbf{n}} \mathbf{n} \int_0^T dt \Phi_{\mathbf{n}}(\mathbf{J}, t) \sin[\mathbf{n} \cdot (\boldsymbol{\theta}_0 + \boldsymbol{\Omega} t) + \psi_{\mathbf{n}}]. \end{aligned} \quad (1.61)$$

To obtain the second-order diffusion coefficient we multiply this equation by itself and average over initial phases  $\boldsymbol{\theta}_0$ . After reordering the integrals so  $\boldsymbol{\theta}_0$  is integrated over first, we find that the innermost integral is

$$(2\pi)^{-3} \int d^3 \boldsymbol{\theta}_0 \sin[\mathbf{n} \cdot (\boldsymbol{\theta}_0 + \boldsymbol{\Omega}_0 t) + \psi_{\mathbf{n}}] \sin[\mathbf{n}' \cdot (\boldsymbol{\theta}_0 + \boldsymbol{\Omega}_0 t') + \psi_{\mathbf{n}'}]. \quad (1.62)$$



Using  $2 \sin A \sin B = \cos(A - B) - \cos(A + B)$  and that the integral of any cosine that depends on  $\boldsymbol{\theta}_0$  will vanish, we conclude that the innermost integral vanishes unless  $\mathbf{n}' = \mathbf{n}$ ,<sup>1</sup> when it's equal to  $\frac{1}{2} \cos[\mathbf{n} \cdot \boldsymbol{\Omega}_0(t - t')]$ . Hence

$$\langle \Delta_{1i} \Delta_{1j}(T) \rangle = \frac{1}{2} \sum_{\mathbf{n}} n_i n_j \int_0^T dt \int_0^T dt' \Phi_{\mathbf{n}}(\mathbf{J}, t) \Phi_{\mathbf{n}}(\mathbf{J}, t') \cos[\mathbf{n} \cdot \boldsymbol{\Omega}_0(t - t')]. \quad (1.63)$$

Next we take the ensemble average over the fluctuations that are represented by  $\Phi_{\mathbf{n}}$ . We assume that they are a stationary random process so the autocorrelation of  $\Phi_{\mathbf{n}}(\mathbf{J}, t)$  depends only on the time lag  $t - t'$ :

$$\overline{\Phi_{\mathbf{n}}(\mathbf{J}, t) \Phi_{\mathbf{n}}(\mathbf{J}, t')} = c_{\mathbf{n}}(\mathbf{J}, t - t'). \quad (1.64)$$

with this assumption we have

$$\begin{aligned} \overline{\Delta_{1i} \Delta_{1j}(T)} &= \frac{1}{2} \sum_{\mathbf{n}} n_i n_j \int_0^T dt \int_0^T dt' c_{\mathbf{n}}(\mathbf{J}, t - t') \cos[\mathbf{n} \cdot \boldsymbol{\Omega}_0(t - t')] \\ &= \frac{1}{4} \sum_{\mathbf{n}} n_i n_j \int_{-T}^T dv c_{\mathbf{n}}(\mathbf{J}, v) \cos(\mathbf{n} \cdot \boldsymbol{\Omega}_0 v) \int_{|v|}^{2T-|v|} du \quad (1.65) \\ &= \frac{1}{2} \sum_{\mathbf{n}} n_i n_j \int_{-T}^T dv c_{\mathbf{n}}(\mathbf{J}, v) \cos(\mathbf{n} \cdot \boldsymbol{\Omega}_0 v) (T - |v|), \end{aligned}$$

where in the second line we have introduced new coordinates  $u = t + t'$  and  $v = t - t'$ . Given that we want  $T$  to be bigger than the autocorrelation time of the fluctuations, we have that whenever  $c_{\mathbf{n}}(\mathbf{J}, v)$  is non-negligible,  $|v| \ll T$ , so term in the integrand that's proportional to  $|v|$  can be neglected, leaving a result that's proportional to  $T$ . The diffusion coefficient is the coefficient of proportionality, so

$$\overline{\Delta_{ij}^2} = \frac{1}{2} \sum_{\mathbf{n}} n_i n_j \tilde{c}_{\mathbf{n}}(\mathbf{J}, \mathbf{n} \cdot \boldsymbol{\Omega}_0), \quad (1.66)$$

where  $\tilde{c}_{\mathbf{n}}(\mathbf{J}, \omega)$  is the power spectrum of the fluctuations:

$$\tilde{c}_{\mathbf{n}}(\mathbf{J}, \omega) \equiv \int_{-T}^T dv c_{\mathbf{n}}(\mathbf{J}, v) \cos(\omega v) = \int_{-T}^T dv \overline{\Phi_{\mathbf{n}}(\mathbf{J}, t) \Phi_{\mathbf{n}}(\mathbf{J}, t - v)} \cos(\omega v). \quad (1.67)$$

The bottom line of this result is that the ability of a star to diffuse through phase space hinges on whether the fluctuations contain power at one of the star's natural frequencies  $\mathbf{n} \cdot \boldsymbol{\Omega}_0$ . In particular, if the fluctuations are periodic in time, for example because they arise from a normal mode of the system, they will drive diffusion only of stars that resonate with them. In practice periodic fluctuations will simply depopulate narrow regions of phase space: stars for which  $\mathbf{n} \cdot \boldsymbol{\Omega}_0$  is equal to the frequency of the fluctuation will be scattered to new actions and

---

<sup>1</sup>Since we are using cosine series, we need sum over only half of  $\mathbf{n}$  space so  $\mathbf{n}'$  will never equal  $-\mathbf{n}$ .

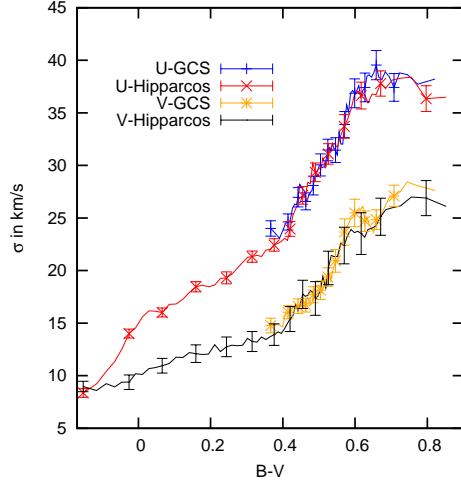


Figure 1.12: The velocity dispersions of Hipparcos stars grouped by colour. From Aumer & Binney (2009).

then cease to be resonant because fundamental frequencies are functions of the actions. Sellwood & Kahn (1991) find evidence for such action-space “grooves” in numerical simulations of stellar discs and show that they can generate new spiral features, which in their turn generate other grooves.

### 1.3.3 Heating of the solar neighbourhood

Fig. 1.12 shows the radial, vertical and azimuthal velocity dispersions of groups of nearby stars with accurate space velocities as a function of the colour of the stars. Blue stars are plotted on the left and red stars on the right, so all three components of velocity dispersion increase from blue to red. Blue stars are massive and short-lived, so in the blue bins all stars are quite young, while red stars live longer than the age of the galaxy, so in the red bins we have stars of all ages, but with a bias to old stars because the star-formation rate was higher in the past than it is now. So the variation of velocity dispersion with colour indicates that the random velocities of stars increase over time. From these data and isochrones one can deduce how velocity dispersion increases with age, and the conclusion is that  $\sigma \sim t^{0.35}$  (Aumer & Binney, 2009).

It’s instructive to infer from this result how the diffusion coefficients must scale with  $|\mathbf{J}|$ . We make two simplifying assumptions: (i) that the dominant scatterers are much more massive than stars, and (ii) that the velocity dispersions of groups of stars scale with the mean actions in the group as

$$\sigma_r \propto \sqrt{\langle J_r \rangle} \quad \text{and} \quad \sigma_z \propto \sqrt{\langle J_z \rangle}. \quad (1.68)$$

These relations are exact in the epicycle approximation, in which the radial and vertical oscillations of stars are harmonic, so for example  $J_r = E_R/\kappa$ .<sup>2</sup> Since

<sup>2</sup>Quite generally we have that  $\Omega_r J_r$  is equal to the time-averaged value of  $v_R^2$  along any

scattering must be dominated by giant molecular clouds and spiral arms, the assumption of massive scatterers will be a good one. In thermal equilibrium with such massive bodies, stars would have velocity dispersions that are larger than those of the clouds and arms ( $\sim 7 \text{ km sec}^{-1}$ ) by the square root of the ratio of masses, so the stars' velocity dispersion would be  $> 1000 \text{ km sec}^{-1}$ . Consequently, we can use equation (1.57) in the limit of infinite temperature,<sup>3</sup> when the Fokker-Planck equation simplifies to

$$\frac{\partial f}{\partial t} = \frac{1}{2} \frac{\partial}{\partial J_i} \left( \overline{\Delta_{ij}^2} \frac{\partial f}{\partial J_j} \right). \quad (1.69)$$

Stars are born on orbits that have non-negligible angular momenta  $L_z \equiv J_\phi$  but small values of  $J_r$  and  $J_z$ . Consequently, a young population is initially distributed in action space along the  $L_z$  axis, and diffusion of this population is predominantly away from this line, towards larger values of  $J_r$  and  $J_z$ . For this reason we neglect derivatives with respect to  $J_\phi$  in equation (1.69).

In problems involving the ordinary diffusion equation, a key solution is the Green's function  $\exp(-x^2/2t)/(2\pi t)^{1/2}$ , which describes the spatial distribution at time  $t$  of particles injected at  $x = 0$  at time  $t = 0$ . Analogously, we seek a Green's function of the form

$$f = t^{-2a} f_0(\mathbf{X}) \quad \text{where} \quad \mathbf{X} \equiv \frac{\mathbf{J}}{t^a}. \quad (1.70)$$

In this solution the mean value of  $|\mathbf{J}|$  will increase with time as  $t^a$ , and the power of  $t$  multiplying  $f_0$  ensures that the total number of stars  $\int dL_z \int dJ_r dJ_z f$  is conserved as stars diffuse from the axis. Suppose  $\overline{\Delta_{ij}^2}$  scales such that  $\overline{\Delta_{ij}^2}(k\mathbf{J}) = k^b \overline{\Delta_{ij}^2}(\mathbf{J})$ . Then putting  $k = t^{-a}$  we have  $\overline{\Delta_{ij}^2}(\mathbf{X}) = t^{-ab} \overline{\Delta_{ij}^2}(\mathbf{J})$ . Evaluating both sides of equation (1.69) with these assumptions yields

$$-\frac{1}{t^{2a+1}} \left( 2a f_0 + a \mathbf{X} \cdot \frac{\partial f_0}{\partial \mathbf{X}} \right) = \frac{1}{2} t^{ab-4a} \frac{\partial}{\partial X_i} \left( \overline{\Delta_{ij}^2}(\mathbf{X}) \frac{\partial f_0}{\partial X_j} \right). \quad (1.71)$$

This equation can be valid at all times only if  $2a + 1 = 4a - ab$ , so  $b = 2 - 1/a$ . Consequently, the empirical result  $\langle J_r \rangle \sim \sigma_r^2 \sim t^{2/3}$  implies  $a \simeq \frac{2}{3}$  and  $b \simeq \frac{1}{2}$ .

The scaling  $\sigma_r \sim t^{1/2}$ , which has been advocated by Wielen (1977) and several subsequent authors, implies  $a = b = 1$ . A simple argument shows that it is implausible for the diffusion coefficients to grow so rapidly with  $|\mathbf{J}|$ . In the epicycle approximation,  $J_r$  differs from the epicycle energy  $E_R$  only by the (constant) epicycle frequency, so  $\Delta_r \sim \Delta E_R = \mathbf{v} \cdot \delta \mathbf{v}$ , where  $\delta \mathbf{v}$  is the projection into the equatorial plane of the change in a star's velocity as a result of a scattering event. Hence  $\langle \Delta_r^2 \rangle \sim |\mathbf{J}|$  implies

$$E_R \sim \langle (\Delta E_R)^2 \rangle \sim \langle (\mathbf{v} \cdot \delta \mathbf{v})^2 \rangle \sim \langle E_R |\delta \mathbf{v}|^2 \rangle. \quad (1.72)$$

---

orbit.

<sup>3</sup>See Appendix B of Binney & Lacey (1988) for a rigorous justification of this step.

That is,  $\sigma_r \sim t^{1/2}$  implies that  $|\delta\mathbf{v}|$  is independent of  $|\mathbf{v}|$ . However, gravitational scattering always causes the momentum change  $\delta\mathbf{v}$  to decrease with increasing speed because the gravitational force is independent of speed and the time for which it acts decreases as  $1/|\mathbf{v}|$ .

Can we derive  $\overline{\Delta_{ij}^2}(k\mathbf{J}) \sim k^{1/2}\overline{\Delta_{ij}^2}(\mathbf{J})$  from physics? Binney & Lacey (1988) show that this scaling *is* predicted by the model of cloud-star scattering that was introduced by Spitzer & Schwarzschild (1953). However, this model is defective in two respects: (i) it assumes that the relative velocity with which a star encounters a cloud is dominated by epicycle motion rather than differential rotation, and, more seriously, (ii) it assumes that stars are confined to the equatorial plane. In reality as a star ages it oscillates with increasing amplitude and period perpendicular to the plane, and these oscillations decrease its probability of being scattered by a cloud. Consequently, when this effect is taken into account,  $\overline{\Delta_{ij}^2}(\mathbf{J})$  increases with  $|\mathbf{J}|$  more slowly than as  $|\mathbf{J}|^{1/2}$ .

Binney & Lacey (1988) show that three-dimensional scattering by molecular clouds generates a tensor of diffusion coefficients  $\overline{\Delta_{ij}^2}$ , which is highly anisotropic. The consequence of this anisotropy is that we expect  $\sigma_z/\sigma_r \sim 0.8$ , which is significantly larger than the observed value,  $\sim 0.6$ . Sellwood (2008) argues that the discrepancy arises from the erroneous assumption of an isotropic distribution of encounters: as in two-body scattering, distant encounters are important, and since both stars and clouds lie within the disc, distant encounters are dominated by the velocity components that lie within the plane and do not change  $J_z$ .

Thus it seems that scattering of stars by giant molecular clouds may set the ratio of the vertical and horizontal velocity dispersions of disc stars. While star-cloud scattering makes a significant contribution to the secular increase in the velocity dispersions of stars, it probably cannot account fully for the data because its effectiveness declines rapidly with increasing velocity dispersion and thus cannot account for the numbers of stars with radial dispersions  $\gtrsim 30 \text{ km sec}^{-1}$ .

## 1.4 Spiral structure

Thin galactic discs are extremely prone to generating spiral structure. Many manifestations of spirality arise from gas-dynamics rather than stellar dynamics – for example the chains of blue stars so evident in blue and UV exposures, and the spiral distributions of HI and CO detected at radio frequencies. In such cases the old stellar disc is believed to carry a large-amplitude spiral also, but it is not easy to detect these a stellar spirals. It is most evident in near IR photometry, which is dominated by a combination of stars near the top of the giant branch and low-mass main-sequence stars (Rix & Zarisky, 1995). The former are a measure of recent star formation so they tell us more about gas than stellar dynamics, but the latter contain most of the mass of the disc, so are a window into the key dynamics. Rix & Zarisky (1995) find that the  $2.2 \mu\text{m}$  surface brightnesses of spiral galaxies carry spiral structures that have amplitudes of order unity, and that the fluctuation in the surface density of stars

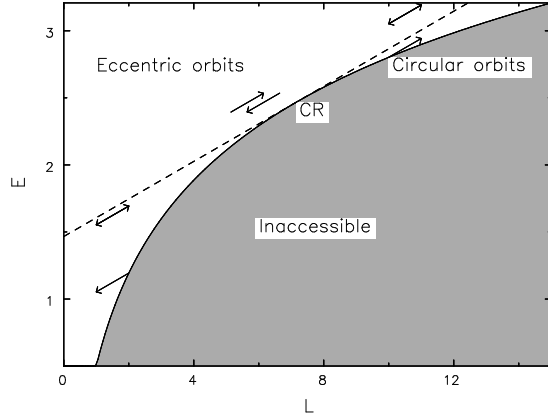


Figure 1.13: Energy versus angular momentum for planar orbits in an axisymmetric potential – a “Lindblad diagram”. No orbits lie in the shaded area, which is bounded by the points of circular orbits. A potential that is stationary in a rotating frame moves stars along lines with slope  $dE/dL_z = \Omega_p$ . (From Sellwood & Binney 2002)

is probably nearly as large. Radio-frequency spectral lines and the  $H\alpha$  line show that spiral disturbances are associated with streaming velocities  $\sim 7 \text{ km sec}^{-1}$ .

Spiral structure proves to be an intrinsically non-linear phenomenon, and as a consequence our understanding of it is still frustratingly incomplete. It’s *raison d’être* is, however, clear: it is the principal means by which galaxies transport angular momentum outwards, which enables them to increase their entropy – i.e., heat their discs. We start our study of spiral structure by examining how this heating comes about.

#### 1.4.1 Secular evolution driven by spiral structure

Let’s assume that spiral structure is a nearly stationary pattern that rotates at some fixed angular speed  $\Omega_p$ . In this case, when we write the potential of the spiral structure in angle-action variables (eq. 1.58), the expansion coefficients  $\Phi_{\mathbf{n}}(\mathbf{J}, t)$  will contain only multiples of  $\Omega_p$  in their temporal Fourier transforms. Hence the power spectrum of the potential  $\tilde{c}_{\mathbf{n}}(\mathbf{J}, \omega)$ , which appears in equation (1.66) for the diffusion coefficients, will be non-zero only when  $\omega$  is equal to one of these frequencies, so the spiral will enable only a minority of stars to diffuse. We now examine the impact of the spiral on the minority stars that resonate with it.

If we work in the frame of reference that rotates at frequency  $\Omega_p$ , the motion of each star is governed by a time-independent Hamiltonian, the numerical value of which, the **Jacobi constant**, is an isolating integral. In terms of the energy  $E$  of motion in the non-rotating frame, the rotating-frame Hamiltonian is

$$H = E - \Omega_p L_z. \quad (1.73)$$

Since  $H$  is an integral,  $dH = 0$  and changes in  $E$  and  $L_z$  caused by the spiral satisfy

$$dE = \Omega_p dL_z. \quad (1.74)$$

Fig. 1.13 is a plot of  $E$  versus  $L_z$ , and equation (1.74) states that in this figure a steadily rotating spiral moves stars on lines of slope  $\Omega_p$ . The physically accessible region is bounded below by the locus of circular orbits, which are the orbits with the largest value of  $L_z$  for each given  $E$ , so there are no orbits in the shaded region below this boundary. The slope of the boundary,  $(\partial E / \partial L_z)_{J_r=0}$ , is the circular frequency  $\Omega(L_z)$ . Clearly at the **corotation resonance** (CR), where  $\Omega(L_z) = \Omega_p$ , the spiral scatters stars from one circular orbit to another. Elsewhere, the spiral scatters stars away from the boundary, to places where the energy exceeds that of the circular orbit of the given value of  $L_z$ , and the additional energy will be invested in epicyclic motion. Inside the CR, the angular momenta of stars must be reduced, while outside the CR it must be increased. Thus the spiral must move angular momentum outwards.

We have seen that significant shifts in actions only occur at resonances, where  $\mathbf{n} \cdot \boldsymbol{\Omega}_0 = m\Omega_p$ , where  $m$  is the number of arms that the spiral has because the time dependence of the potential is  $\propto \cos(m\Omega_p t + \psi)$ . Besides the CR [ $\mathbf{n} = (0, m, 0)$ ], the two most important resonances are the **inner Lindblad resonance** (ILR), where  $\mathbf{n} = (-1, m, 0)$ , and the **outer Lindblad resonance** (OLR), where  $\mathbf{n} = (1, m, 0)$ . At the ILR the Doppler-shifted frequency at which a star perceives the spiral is  $m(\Omega - \Omega_p)$  and this coincides with its radial frequency,  $\Omega_r$ , while at the OLR the perceived frequency of the spiral is  $m(\Omega_p - \Omega)$  and this again coincides with  $\Omega_r$ . We have shown that the spiral absorbs  $L_z$  at the ILR and emits it at the OLR. At both places changes in  $L_z$  heat the disc.

At the CR the change in angular momentum can have either sign, but the star simply moves from one circular orbit to another, so the disc is not heated. In fact these shifts of stars are so inconspicuous that for decades they were overlooked. They are astronomically important, however, because in galactic discs metal abundances generally decrease outwards, so the radial migration of stars at the CR can be detected if metallicities are measured. Specifically, radial migration ensures that at each radius there are stars of the same age but differing metal abundances because they formed at different radii.

Sellwood & Binney (2002) explored these phenomena with N-body simulations of discs. In one experiment they introduced an action-space groove into the initial conditions to generate an isolated, transient spiral feature. The left panel of Fig. 1.14 shows the distribution of ensuing changes in  $L_z$  versus initial  $L_z$ . Vertical lines mark the locations of the CR and Lindblad resonances for the measured pattern speed. Stars interior to the CR gain  $L_z$  and transfer to outside the CR, while those outside the CR lose  $L_z$  and move inwards. Thus these stars swap places. The right panel explains how this is done by plotting orbits in the  $(\phi, R)$  plane when a steady two-armed perturbation is imposed. There are islands formed by orbits that are trapped at the resonance, and wavy lines of orbits that continue to circulate. Orbits forming the island constantly move from inside to outside the CR and back again. When a spiral potential

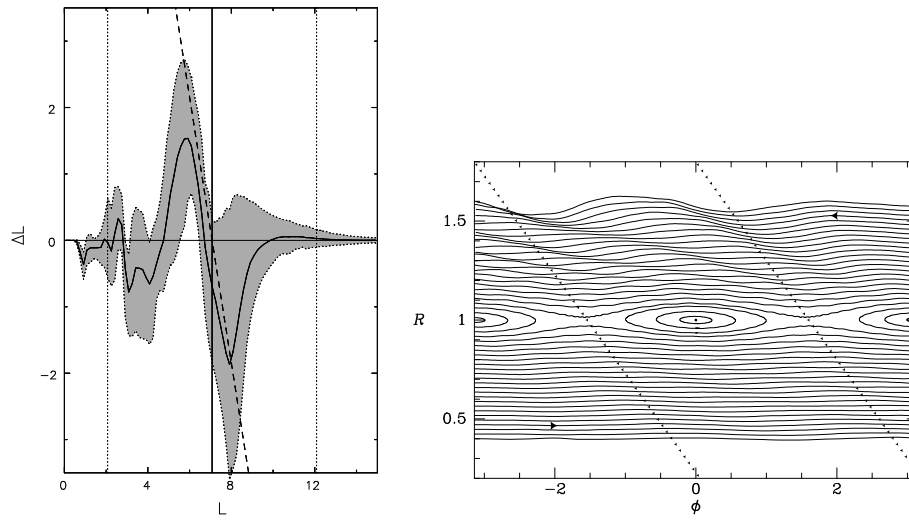


Figure 1.14: Left: the distribution of changes in angular momentum amongst the first 20% of stars in an N-body simulation when they are ordered by initial epicycle energy. The vertical lines show the angular momenta corresponding to the ILR, CR and OLR of the spiral pattern within the simulation. The full curve shows the mean of the distribution and the shaded region is bounded by its 20th and 80th percentiles. The dashed line has a slope of  $-2$ . The right panel shows the response of initially circular orbits to a transient spiral potential (after Sellwood & Binney 2002).

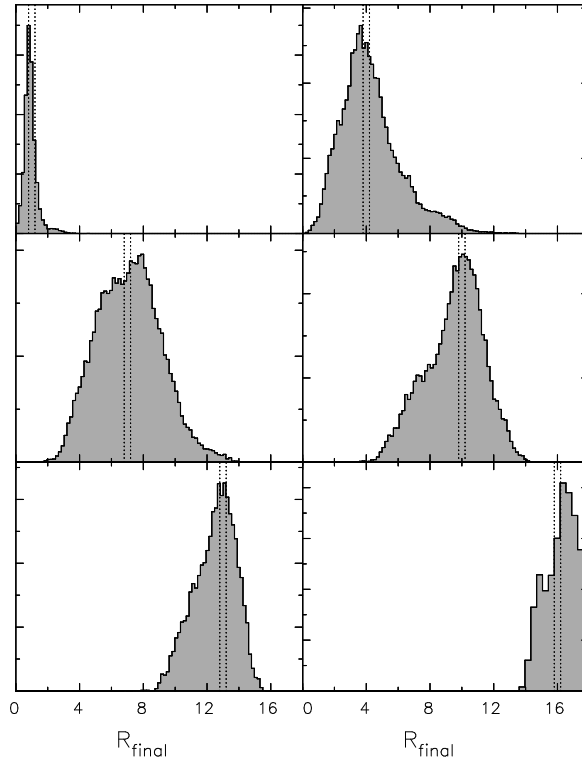


Figure 1.15: Each panel shows the distribution of the final guiding-centre radii of the stars in a disc simulation whose initial guiding-centre radii lay within the region between the dotted vertical lines. The disc had a flat rotation curve,  $Q = 1.5$ , and half of the radial force was provided by a fixed halo. The duration of the simulation was  $\sim 4$  Gyr. (From Sellwood & Binney 2002).

emerges, it creates islands which grow with the potential by sweeping up orbits from the wavy regions. When the potential fades, the islands shrink and the trapped orbits are released on each side. A star that was on an inner wavy orbit at entrapment may move on a trapped orbit from inside the CR to outside the CR before being released to a wavy orbit outside the CR. The maximum distance stars can move their guiding centres is set by the largest extent of the islands. Stars that start far inside the CR are released far outside the CR. The tendency for the populated regions in the left panel of Fig. 1.14 to slope from top left to bottom right with gradient  $-2$  confirms this picture. Sellwood & Binney (2002) called this process of swapping places around CR **churning**.

In another experiment Sellwood & Binney allowed a disc to evolve for  $\sim 5$  Gyr without seeding any spiral structure. Irregular and quite weak spiral structure emerged as the disc was evolved. Fig. 1.15 shows histograms of the final radii of stars that all started from the narrow radial bands marked. Stars



that started at the current radius of the Sun finished at radii that are often 1.2–2 kpc from  $R_0$ . From the strength of spiral structure seen in NIR photometry, Sellwood & Binney estimated that over the Hubble time stars will typically migrate  $\sim 2$  kpc from their birth radii.

### 1.4.2 Propagation of spiral waves

If we disturb the surface of a pond with a stone, the water molecules hit by the stone disturb water molecules slightly further away, which in their turn disturb their neighbours, and in this way much of the energy of the original impact is carried over the surface of the pond to be dissipated as the waves hit the pond's shore. If we disturb the stars in some region of a disc by perturbing the gravitational potential in their neighbourhood, the orbits of these stars will change, and a short time later their contribution to the disc's density distribution will change, which will modify the disc's potential. This modified potential will disturb the orbits of other stars, and in this way a way of disturbance will propagate over the disc.

A significant difference between the pond and the disc is that in the pond water molecules excite their neighbours through pressure: they simply push on molecules they touch; the interaction is *local*. In the disc stars disturb other stars by modifying the gravitational field, which propagates at the speed of light. The latter is effectively infinite: we are dealing with action at a distance, so the physics is inherently *non-local*. If we take this non-locality seriously, we have to compute globally and proceed straight to the determination of the normal modes of the entire disc.

There is, however, a special case in which the gravitational interaction is effectively local. This is the case of **tightly wound** waves: as one moves away from a density wave in the disc, the latter's gravitational field decays on the lengthscale of a wavelength because, by virtue of the long-range nature of gravity, the positive and negative contributions to the field at the point of observation from peaks and troughs soon cancel rather precisely. If waves in a disc have a wavelength that is small compared to the local radius, their gravitational field is highly localised. For such waves we can derive a dispersion relation and thus obtain the group velocity, etc.

We now set up the equations whose solution yields the normal modes of a stellar disc. Then instead of solving them we use the tight-winding approximation to derive the dispersion relation of tightly wound spiral waves. Finally we use this dispersion relation to gain insight into the global dynamics of self-gravitating discs.

We start by finding how the DF  $f(\mathbf{J})$  is changed by a perturbing potential  $\delta\Phi(\mathbf{x})$ . The governing equation is the collisionless Boltzmann equation

$$\frac{\partial f}{\partial t} = [H, f] \equiv \frac{\partial H}{\partial \boldsymbol{\theta}} \cdot \frac{\partial f}{\partial \mathbf{J}} - \frac{\partial H}{\partial \mathbf{J}} \cdot \frac{\partial f}{\partial \boldsymbol{\theta}}, \quad (1.75)$$

where  $[..]$  denotes the Poisson bracket. Writing  $f(\mathbf{J}, \boldsymbol{\theta}, t) = f_0(\mathbf{J}) + f_1(\mathbf{J}, \boldsymbol{\theta}, t)$

and  $H(\mathbf{J}, \boldsymbol{\theta}, t) = H_0(\mathbf{J}) + H_1(\mathbf{J}, \boldsymbol{\theta}, t)$ , we have to first order

$$\frac{\partial f_1}{\partial t} = [H_0, f_1] + [H_1, f_0] = -\frac{\partial H_0}{\partial \mathbf{J}} \cdot \frac{\partial f_1}{\partial \boldsymbol{\theta}} + \frac{\partial H_1}{\partial \boldsymbol{\theta}} \cdot \frac{\partial f_0}{\partial \mathbf{J}}. \quad (1.76)$$

We note that  $\partial H_0 / \partial \boldsymbol{\theta} = \boldsymbol{\Omega}_0$  and Fourier expand  $H_1$  and  $f_1$

$$\begin{aligned} f_1(\mathbf{J}, \boldsymbol{\theta}, t) &= \sum_{\mathbf{n}} \delta f_{\mathbf{n}}(\mathbf{J}) e^{i(\mathbf{n} \cdot \boldsymbol{\theta} - \omega t)} \\ H_1(\mathbf{J}, \boldsymbol{\theta}, t) &= \sum_{\mathbf{n}} \delta \Phi_{\mathbf{n}}(\mathbf{J}) e^{i(\mathbf{n} \cdot \boldsymbol{\theta} - \omega t)}, \end{aligned} \quad (1.77)$$

where by virtue of the time-translation invariance of equation (1.76) we have assumed that all perturbed quantities have the same frequency,  $\omega$ . Using these expansions in equation (1.76) we equate coefficients of  $e^{i(\mathbf{n} \cdot \boldsymbol{\theta} - \omega t)}$  on each side to obtain

$$\delta f_{\mathbf{n}} = \frac{\mathbf{n} \cdot \partial f_0 / \partial \mathbf{J}}{\mathbf{n} \cdot \boldsymbol{\Omega} - \omega} \delta \Phi_{\mathbf{n}}. \quad (1.78)$$

The frequencies  $\omega$  of the system's normal modes are determined by the requirement that  $\Phi_1$  is related by Poisson's equation to the density fluctuation implied by  $f_1$ . This requirement reads

$$\frac{1}{4\pi G} \sum_{\mathbf{n}} \nabla^2 (\delta \Phi_{\mathbf{n}} e^{i\mathbf{n} \cdot \boldsymbol{\theta}}) = e^{i\omega t} \int d^3 \mathbf{p} f_1 = \sum_{\mathbf{n}} \int d^3 \mathbf{p} \frac{\mathbf{n} \cdot \partial f_0 / \partial \mathbf{J}}{\mathbf{n} \cdot \boldsymbol{\Omega} - \omega} \delta \Phi_{\mathbf{n}} e^{i\mathbf{n} \cdot \boldsymbol{\theta}}. \quad (1.79)$$

This equation is homogeneous in  $\delta \Phi_{\mathbf{n}}$  so we expect it to have non-trivial solutions only for particular values of  $\omega$ , the frequencies of normal modes. Finding the normal-mode frequencies is hard because the equation involves in an essential way two systems of phase-space coordinates:  $(\mathbf{x}, \mathbf{p})$  and  $(\boldsymbol{\theta}, \mathbf{J})$ .

Although equation (1.79) can be tackled (see for example Kalnajs, 1977; Read & Evans, 1998), we will pursue a simpler course. We restrict ourselves to razor-thin discs, which have a four-dimensional phase space, and use the tight-winding approximation. We assume that the disturbance is a tightly wound spiral wave, so

$$\Phi_1(R, \phi, t) = \epsilon e^{i(kR + m\phi - \omega t)} \quad (1.80)$$

with  $kR \gg 1$  for trailing waves and  $kR \ll -1$  for leading waves. It is straightforward to show from Poisson's equation that the corresponding surface density is

$$\Sigma_1 = -\frac{|k|}{2\pi G} \Phi_1. \quad (1.81)$$

We adopt the epicycle approximation (§1.1.3), in which the real-space coordinates are related to angle-action coordinates by

$$R = R_g + a \cos \theta_r, \quad \phi = \theta_\phi + \frac{\gamma a}{R_g} \sin \theta_r, \quad (1.82)$$

where

$$a \equiv \sqrt{\frac{2J_r}{\kappa}} \quad \text{and} \quad \gamma \equiv 2\Omega/\kappa. \quad (1.83)$$

Then the Fourier decomposition of  $\Phi_1$  is

$$\begin{aligned}\Phi_1(R, \phi, t) &= \epsilon e^{i(kR+m\phi-\omega t)} \\ &= \epsilon e^{ikR_g} \exp(ika \cos \theta_r) e^{im\theta_\phi} \exp\left(i \frac{m\gamma a}{R_g} \sin \theta_r\right) e^{-i\omega t}. \quad (1.84)\end{aligned}$$

We now combine the two exponentials of circular functions into a single exponential of a single cosine and use equation (8.511.4) of Gradshteyn & Ryzhik (1965) to express this as a sum over Bessel functions  $\mathcal{J}_l$ . Specifically

$$\begin{aligned}\exp\left[i\left(ka \cos \theta_r + \frac{m\gamma a}{R_g} \sin \theta_r\right)\right] &= \exp[ia\mathcal{K} \sin(\theta_r + \alpha)] \\ &= \sum_l \mathcal{J}_l(\mathcal{K}a) e^{il(\theta_r + \alpha)} \quad (1.85)\end{aligned}$$

where  $\alpha$  is the pitch angle and  $\mathcal{K}$  is the total wavenumber of the spirals:

$$\alpha(J_\phi) \equiv \arctan\left(\frac{m\gamma}{kR_g}\right) \quad \text{and} \quad \mathcal{K}(J_\phi) \equiv \sqrt{k^2 + \frac{m^2\gamma^2}{R_g^2}}. \quad (1.86)$$

Using equation (1.85) to rewrite equation (1.84) we obtain

$$\Phi_1(\boldsymbol{\theta}, \mathbf{J}, t) = \epsilon \sum_{l=-\infty}^{\infty} e^{i(kR_g+l\alpha)} \mathcal{J}_l(\mathcal{K}a) e^{i(l\theta_r+m\theta_\phi-\omega t)}, \quad (1.87)$$

Equation (1.87) tells us what  $\delta\Phi_{\mathbf{n}}(\mathbf{J})$  is for  $\mathbf{n} = (l, m, 0)$ :

$$\delta\Phi_{(l,m,0)} = \epsilon e^{i(kR_g+l\alpha)} \mathcal{J}_l(\mathcal{K}a). \quad (1.88)$$

Using this in equation (1.78) we obtain the change in the DF caused by  $\Phi_1$ :

$$\delta f_{\mathbf{n}} = \frac{\mathbf{n} \cdot \partial f_0 / \partial \mathbf{J}}{\mathbf{n} \cdot \boldsymbol{\Omega} - \omega} \epsilon e^{i(kR_g+l\alpha)} \mathcal{J}_l(\mathcal{K}a) \quad [\mathbf{n} = (l, m, 0)]. \quad (1.89)$$

The change in the surface density is  $\Sigma_1 = \int d^2\mathbf{p} f_1$ . Since our expression for  $f_1$  uses angle-action coordinates rather than  $(\mathbf{x}, \mathbf{p})$  coordinates, we use a trick based on the fact that  $d^2x d^2\mathbf{p} = d^2\boldsymbol{\theta} d^2\mathbf{J}$  because both systems are canonical:

$$\begin{aligned}\Sigma_1(R, \phi, t) &= \int d^2\mathbf{p} f_1 = \frac{1}{R} \int d^2\mathbf{p} \int dR' R' \int d\phi' \delta(\phi - \phi') \delta(R - R') f_1 \\ &= \frac{1}{R} \int d^2\mathbf{J} d^2\boldsymbol{\theta} \delta(\phi - \phi') \delta(R - R') f_1 \\ &= \frac{1}{R} \int d^2\mathbf{J} d^2\boldsymbol{\theta} \delta(\phi - \phi') \delta(R - R') \sum_{\mathbf{n}} \delta f_{\mathbf{n}} e^{i(\mathbf{n} \cdot \boldsymbol{\theta} - \omega t)}.\end{aligned} \quad (1.90)$$

Using equation (1.82) for  $\phi'$  and  $R'$ , and equation (1.89) for  $\delta f_{\mathbf{n}}$ , this becomes

$$\Sigma_1(R, \phi, t) = \frac{\epsilon}{R} \int d^2\mathbf{J} d^2\boldsymbol{\theta} \delta\left(\phi - \theta_\phi - \frac{\gamma a}{R_g} \sin \theta_r\right) \delta(R - R_g - a \cos \theta_r)$$

$$\times \sum_{\mathbf{n}=(l,m,0)} \frac{\mathbf{n} \cdot \partial f_0 / \partial \mathbf{J}}{\mathbf{n} \cdot \boldsymbol{\Omega} - \omega} e^{i(kR_g + l\alpha)} \mathcal{J}_l(\mathcal{K}a) e^{i(\mathbf{n} \cdot \boldsymbol{\theta} - \omega t)}. \quad (1.91)$$

The two Dirac delta-functions enable us to carry out the integrals over  $\theta_\phi$  and  $J_\phi$ . This done every occurrence of  $R_g(J_\phi)$  (including those in the definitions of  $\kappa$ ,  $a$ , etc.) should, strictly, be replaced by  $R - a \cos \theta_r$ . However, the tight-winding approximation allows us to neglect the small difference between  $R_g$  and  $R$  except when it occurs in the argument of an exponential multiplied by the large number  $k$ . With the aid of this approximation we obtain

$$\begin{aligned} \Sigma_1(R, \phi, t) &\simeq \frac{\epsilon}{R} e^{i(kR + m\phi - \omega t)} \left. \frac{dJ_\phi}{dR_g} \right|_{R_g=R} \sum_{l=-\infty}^{\infty} e^{il\alpha} \int dJ_r \mathcal{J}_l(\mathcal{K}a) \frac{\mathbf{n} \cdot \partial f_0 / \partial \mathbf{J}}{\mathbf{n} \cdot \boldsymbol{\Omega} - \omega} \\ &\times \int d\boldsymbol{\theta}_r \exp \left[ i \left( l\theta_r - m \frac{\gamma a}{R} \sin \theta_r - ka \cos \theta_r \right) \right] \quad [\mathbf{n} = (l, m, 0)]. \end{aligned} \quad (1.92)$$

It is simple to show that  $dJ_\phi/dR_g \equiv dL_z/dR_g = R_g \kappa / \gamma$ . For  $f_0$  we adopt

$$f_0(\mathbf{J}) = \frac{\gamma \Sigma_0}{2\pi \sigma^2} e^{-\kappa J_r / \sigma^2}, \quad (1.93)$$

which with the epicycle approximation (eq. 1.82) yields the Schwarzschild velocity distribution with radial dispersion  $\sigma$  (e.g. §4.4.3 Binney & Tremaine, 2008; Binney, 2010). Finally, we use equation (1.85) to express the exponential of sinusoids in the last line of equation (1.92) as a sum over Bessel functions. Then we can evaluate the integral over  $\theta_r$  to obtain

$$\begin{aligned} \Sigma_1(R, \phi, t) &= \frac{\epsilon \kappa^2 \Sigma_0}{\sigma^4} e^{i(kR + m\phi - \omega t)} \sum_{l=-\infty}^{\infty} \frac{-l}{l\kappa + m\Omega - \omega} \int dJ_r |\mathcal{J}_l(\mathcal{K}a)|^2 e^{-\kappa J_r / \sigma^2} \\ &= \frac{\epsilon \kappa \Sigma_0}{\sigma^2} e^{i(kR + m\phi - \omega t)} \sum_{l=-\infty}^{\infty} \frac{-l I_l(\chi) e^{-\chi}}{l\kappa + m\Omega - \omega}, \end{aligned} \quad (1.94)$$

where equation (6.615) of Gradshteyn & Ryzhik (1965) has been used to evaluate the integral over  $J_r$ ,  $I_l$  is a modified Bessel function, and

$$\chi \equiv \frac{\mathcal{K}^2 \sigma^2}{\kappa^2}. \quad (1.95)$$

Two more definitions and the identity  $I_l(z) = I_{-l}(z)$  enable us to write equation (1.94) in the neater form

$$\Sigma_1(R, \phi, t) = \frac{\mathcal{K}^2 \Sigma_0}{\kappa^2 (1 - s^2)} \mathcal{F}(s, \chi) \Phi_1, \quad (1.96)$$

where

$$s \equiv \frac{\omega - m\Omega}{\kappa}, \quad \mathcal{F}(s, \chi) \equiv 2(1 - s^2) \frac{e^{-\chi}}{\chi} \sum_{l=1}^{\infty} \frac{I_l(\chi)}{1 - s^2/l^2}. \quad (1.97)$$

The final step is to require that the value of  $\Sigma_1$  from equation (1.96) agrees with that given by equation (1.81). Eliminating  $\Sigma_1$  between these equations and approximating  $\mathcal{K}$  by  $|k|$  (see eq. 1.86), we obtain the Lin-Shu-Kalnajs dispersion relation for tightly wound spiral waves:

$$\frac{|k|}{k_{\text{crit}}} \mathcal{F}(s, \chi) = (1 - s^2) = 1 - \frac{(\omega - m\Omega)^2}{\kappa^2}, \quad \text{where} \quad k_{\text{crit}} \equiv \frac{\kappa^2}{2\pi G \Sigma_0}. \quad (1.98)$$

For an  $m$ -armed spiral with pattern speed  $\Omega_p$ ,  $\omega = m\Omega_p$  so

$$s = \frac{m(\Omega_p - \Omega)}{\kappa}, \quad (1.99)$$

which rises from  $-1$  at the ILR through zero at the CR to  $1$  at the OLR. Hence from equation (1.98)  $k\mathcal{F}$  vanishes at the Lindblad resonances. One finds that  $\mathcal{F}$  behaves roughly as  $k(1 - bk)$  with  $b > 0$ , so the left side of the dispersion relation peaks for some  $k$ , and Toomre (1964) showed that if the disc is stable to axisymmetric disturbances this peak value is smaller than unity, so solutions for  $k$  cannot be found for a range of small values of  $s^2$ . Thus waves are forbidden in a zone around the CR as well as inside the ILR and outside the CR. In the permitted zones *two* values of  $k$  can be found for given  $s$ , the values approaching one another as  $s$  approaches the forbidden zone around the CR. Thus there are two branches to the dispersion relation, and the branches merge at the edge of the CR zone.

When Toomre (1969) determined the group velocity of waves from the dispersion relation, he found that short-leading waves propagate outwards from the ILR. At the edge of the forbidden region around the CR these waves transfer to the long-leading branch and propagate back towards the ILR. As the waves approach the ILR,  $k$  decreases and the validity of the tight-winding approximation becomes questionable. If it remains valid, the waves reflect off the ILR into long-trailing waves, which propagate out towards the CR. At the edge of the CR's forbidden region the waves morph into short-trailing waves, which propagate back towards the ILR. As they approach the ILR  $k$  is predicted to grow without limit. In reality the wave is absorbed as it approaches the ILR and its energy dissipates as heat. Thus the tight-winding approximation predicts that short-leading waves gradually wind up into short-trailing waves, which heat the disc in the vicinity of the ILR. The unwinding of leading waves and winding-up of trailing waves is similar to what differential rotation would do to material arms.

Similarly, the dispersion relation implies that short leading waves will propagate inwards from the OLR to the outer edge of the forbidden region around the CR, where they will transfer to the long branch of the dispersion relation and move back out as long leading waves. If the tight-winding approximation remains valid as they approach the OLR, they will morph into long trailing waves that propagate back inwards towards the CR and then return as short trailing waves that eventually thermalise at the OLR.

As waves transfer from leading to trailing form near a Lindblad resonance,

the waves morph from elongated ridges of overdensity to compact blobs of overdensity. If Toomre's

$$Q \equiv \frac{\sigma\kappa}{3.36G\Sigma_0} \quad (1.100)$$

is small enough, self-gravity imparts a sharp inward impulse to these blobs, so their density begins to rise. Simultaneously, differential rotation is shearing them into trailing waves, which propagate away from the resonance. Consequently, the waves that reach the forbidden zone around the CR have larger amplitude than the waves that left this zone earlier. We say the waves have been **swing amplified**. Our formulae do not predict this behaviour because they rely on the tight-winding approximation, which is invalid at the crucial moment.

The gain of the swing amplifier is a sensitive function of  $Q$  and the parameter

$$X \equiv \frac{k_{\text{crit}}R}{m}, \quad (1.101)$$

where  $k_{\text{crit}}$  is defined by equation (1.98). The smaller  $X$  is, the more invalid the tight-winding approximation, and the smaller  $Q$  is, the cooler the disc. The disc is stable to axisymmetric disturbances only if  $Q > 1$ .<sup>4</sup> Swing amplification by a factor  $> 10$  is possible for  $Q \lesssim 1.5$  and  $X \lesssim 3$ .

Since a key phase in the life-cycle of waves that we just described, the waves are unlikely to satisfy the tight-winding approximation, it is natural to ask about solutions of the fundamental equation for normal modes, eq. (1.79). Toomre (1981) reported results obtained in this way by his student T. Zang. These showed that when the growth rate of a mode is not large, the mode looks like an interference pattern between leading and trailing waves that differ only in their amplitude, the trailing wave having the larger amplitude. The larger the mode's growth rate is, the more the trailing waves dominates. This finding is consistent with swing amplification taking place as disturbances morph from leading to trailing. Another finding was that the modes are essentially confined to the region between the ILR and the CR. Read & Evans (1998) solved for the normal modes of discs with power-law gravitational potentials. They also found that the amplitudes of modes are largest between the ILR and the CR. Their models had "cut-out" discs, that is discs whose surface density tapered to negligible values at both very small and very large radii. The growth rate of a mode depended strongly on whether the ILR lay inside the inner cut-out, that is in a region of low density. In this case inward propagating short-trailing waves can reflect off the inner edge of the disc into leading waves, thus closing a feedback loop, rather than being absorbed at the ILR. Thus solutions to our mode equation (1.79) lend support to the qualitative understanding of spiral structure provided by the dispersion relation for tightly-wound waves.

The bottom line is that stellar discs are responsive dynamical systems because they support waves that can be amplified by self gravity as they move through the disc. The degree of amplification, and therefore the disc's responsiveness, increases sharply as the velocity dispersion falls towards the critical

<sup>4</sup>We can show this from equation (1.98) by setting  $m = 0$ .

value at which  $Q = 1$  and the disc becomes unstable to radial fragmentation. Much of the energy carried by the waves is thermalised in the vicinity of a Lindblad resonance. Thus the waves heat the disc and render it less responsive.

### 1.4.3 Spiral structure and normal modes

Lin & Shu (1966) hypothesised that spiral structure is a manifestation of a mildly unstable normal model of the stellar disc: they envisaged the amplitude of this mode stabilising at a finite value as a result of energy dissipation in interstellar gas. They developed the theory of density waves in the expectation that the normal modes of discs could be understood in terms of waves trapped between barriers in the same way that we picture the modes of a laser as standing waves trapped between the laser's end mirrors. It's now clear that the very influential Lin–Shu paradigm is based on a misunderstanding of disc dynamics. Waves in a stellar disc are heavily damped already at the level of stellar dynamics because they heat the disc at the Lindblad resonances.

From a certain perspective the failure of the Lin–Shu hypothesis is perplexing: stellar dynamics is governed by the coupled Poisson and collisionless Boltzmann equations. These equations are time-translation invariant, so on group-theoretic grounds their linearised forms must have a complete set of solutions with time dependence  $e^{\nu t}$ , with  $\nu$  possibly complex. Unless the system is completely stable, the evolution from any initial condition will be dominated by the most rapidly growing normal mode. Hence the observations must reflect such modes.

The problem with this argument is that it assumes that any initial configuration can be represented by a superposition of normal modes. In other words, the normal modes are assumed to be complete. The solutions to our normal-mode equation (1.79) are not complete because in deriving it we have used defective logic: equation (1.78) is obtained by dividing both sides of

$$(\mathbf{n} \cdot \boldsymbol{\Omega} - \omega)\delta f_{\mathbf{n}} = \mathbf{n} \cdot \frac{\partial f_0}{\partial \mathbf{J}} \delta \Phi_{\mathbf{n}} \quad (1.102)$$

by  $\mathbf{n} \cdot \boldsymbol{\Omega} - \omega$ . This operation is legitimate only if  $\mathbf{n} \cdot \boldsymbol{\Omega} - \omega \neq 0$ . If we want our normal modes to be complete, we have to include the case  $\mathbf{n} \cdot \boldsymbol{\Omega} - \omega = 0$  and replace equation (1.78) by

$$\delta f_{\mathbf{n}}(\mathbf{J}) = \frac{\mathbf{n} \cdot \partial f_0 / \partial \mathbf{J}}{\mathbf{n} \cdot \boldsymbol{\Omega} - \omega} \delta \Phi_{\mathbf{n}}(\mathbf{J}) + c_{\mathbf{n}}(\mathbf{J}) \delta(\mathbf{n} \cdot \boldsymbol{\Omega} - \omega). \quad (1.103)$$

In the simpler but closely analogous case of an electrostatic plasma, van Kampen (1955) was able to show that by considering such *singular* DFs Poisson's equation can be satisfied for any real value of  $\omega$ . In this way we obtain a much richer set of solutions than can be obtained from equation (1.78). All these **van Kampen modes** are stable, and they prove to be complete, whereas the solutions we would obtain from equation (1.78) are incomplete and as such do not form a basis for a discussion of stability.

#### 1.4.4 Driving spiral structure

By counting faint stars in the outer reaches of both our Galaxy and the Andromeda nebula, M31, it has been shown that the outer parts of galaxies are a mass of stellar streams and full of faint satellite galaxies (McConnachie et al., 2009; Belokurov et al., 2006; Bell et al., 2008). From studies of the internal dynamics of satellite galaxies, we know that these systems are heavily dominated by dark matter, so we must anticipate that the dark-matter distribution that surrounds a galaxy like the Milky Way is lumpy. When a lump of dark matter sweeps through pericentre, its tidal field will launch a wave into the host galaxy's disc, which we know to be a responsive system. The classic example of this process is in M51, which has a satellite galaxy, NGC 5195, near the end of one of its exceptionally strong spiral arms. Few galaxies have such a luminous satellite so near to them, so **grand-design** spirals like that of M51 are not prevalent. Most galaxies will be responding simultaneously to more than one much weaker stimulus, with the result that their spirals are both weaker and rather chaotic.

A majority of spiral galaxies have bars at their centres. The figures of bars are known to rotate quite rapidly in that the CR of the bar's pattern lies at a radius that is  $\sim 1.2$  times the bar's length. The rotating gravitational field of the bar must perturb the disc, and from the discussion of §1.4.2 we would expect the surrounding disc to show spiral structure at the pattern speed of the bar that extends from near the end of the bar to the OLR. However, both N-body simulations and observations show that the disc's principal response is at a lower pattern speed than that of the bar (Sparke & Sellwood, 1988), so the bar excites spiral structure that lies inside its CR. This finding is consistent with the tendency of the solutions to the normal-mode equation (1.79) to have significant amplitudes only inside CR. Crucially it implies that the response to the bar rotates more slowly than the bar, so the relative phases of the features is constantly changing.

### 1.5 Conclusion

The key approximation of stellar dynamics is that stellar systems are collisionless, so the actual motion is well approximated by motion in a smooth potential. Orbits in smooth potentials are mostly quasiperiodic, and when they are not, it is possible to construct a nearby Hamiltonian in which the same initial conditions yield quasiperiodic motion. Therefore quasiperiodic motion is an excellent starting point for stellar dynamics.

Quasiperiodic orbits display an elegant structure that is captured by angle-action coordinates: each orbit is a three-torus. The angle variables specify where on its torus a star is, and they evolve linearly in time. If the frequencies are incommensurable (as they nearly always should be) a star's probability density should be independent of angle variables, so the distribution function depends only on the actions. The actions provide a geometrical quantification of the



orbit.

Normally the true Hamiltonian will differ from the approximate one that admits angle-action variables. The small difference  $h$  between the true Hamiltonian and the approximate one can be important if it generates forces that act in the same way over extended periods of time. In the vicinity of resonances this may happen, and then  $h$  may change the dynamics qualitatively. The overall impact on the dynamics of a galaxy is nevertheless likely to be small if the resonance is isolated. When several resonances are simultaneously active, however, chaos can be generated, and stars may slowly diffuse through phase space. This process is likely to be important for the secular evolution of barred galaxies, but our understanding of it is currently inadequate.

The potential of a real galaxy is always fluctuating, and fluctuations are of fundamental importance because they alone permit stars to exchange energy. No matter what their physical origin, fluctuations will drive the system towards unattainable thermodynamic equilibrium, especially by enhancing core-halo structure. Two-body relaxation is mostly due to Poisson fluctuations in the number of stars in large volumes, and is an exceedingly slow process in galaxies. Hence in galactic dynamics we focus on fluctuations due to the motion of massive bodies (giant molecular clouds, spiral arms dark-halo lumps, star-clusters and satellite systems). Fluctuations cause stars to diffuse through action space, and this diffusion is observed in the solar neighbourhood. The diffusion coefficients can be calculated from the temporal power spectrum of the fluctuations or empirically determined from observations of solar-neighbourhood stars. Theory and observation are reasonably consistent, but there is plenty of scope for tightening constraints.

Spiral structure is an important source of fluctuations. Its dominant effect is the creation of transient resonances, which by first trapping and then releasing stars cause them to move from inside the corotation circle outwards, and vice versa. The random velocities of stars are not increased by such churning, but stars with similar ages but different metallicities are mixed up. In addition to churning the disc around corotation, spiral structure moves angular momentum outwards, from ILR to OLR, in the process heating the disc in the vicinity of the Lindblad resonances, especially the ILR.

Spiral structure is not fully understood because it is an inherently non-linear and global phenomenon. Lin-Shu-Kalnajs density-wave theory is restricted to the linear case and assumes tightly-wound arms to make the physics essentially local. It predicts that tightly-wound leading waves propagate through a portion of the disc, unwinding as they go, so they inevitably violate the tight-winding approximation. As the waves pass from leading to trailing form, they are amplified by a process that lies beyond linear theory, and eventually their energy is thermalised at a Lindblad resonance by an analogue of Landau damping. The inaccuracy inherent in using the tight-winding approximation can be eliminated by solving the exact equation for normal modes. Such solutions confirm the basic picture derived with the tight-winding approximation but reveals a preference of spiral structure to lie inside CR. Unfortunately, van Kampen's work on electrostatic plasmas implies that the solutions of the normal-mode equation are not

complete, so they do not provide a secure basis for understanding the dynamics of discs.

Self-gravitating discs are responsive systems because any disturbance is liable to excite leading waves, which may amplify significantly as they morph into trailing waves. Since the amplification becomes weaker as the disc heats, a pure stellar disc becomes less responsive as its velocity dispersion rises. Gas is an essential ingredient of a spiral galaxy because (i) it dissipates the energy of spiral waves, (ii) through star formation it constantly replenishes the population of stars with low velocity dispersion as spiral structure increases the velocity dispersion of older stars, and (iii) it makes any spiral gravitational potential observationally conspicuous by forming dust lanes and luminous blue stars near its troughs.

Galaxies live in the noisy environments of their dark halos, into which clumps with various masses are continually falling. As they pass through pericentre such lumps may excite spiral structure. Any spiral structure will quickly heat the disc. If the disc is relatively cold and therefore responsive, much more energy will be converted into heat than was imparted by the exciting lump: by shifting angular momentum out through the disc, spiral structure makes gravitational energy available for random motions, and thus increases the disc's entropy. It is important never to lose sight of the fact that a disc of stars on nearly circular orbits is occupying only a tiny fraction of the phase space that is energetically accessible to it. Any random process will scatter its stars into a broader distribution in phase space, and thus make it a hotter, thicker disc.

# Bibliography

- Arnold V.I., 1978, *Mathematical Methods of Classical Mechanics*, Springer: New York
- Aumer M., Binney J.J., 2009, MNRAS, 397, 1286
- Bell E.F., Zucker D.B., et al. 2008, ApJ, 680, 295
- Belokurov, V., Zucker D.B., et al., 2006, ApJ, 642, 137
- Binney J., 1982, MNRAS, 201, 1
- Binney J., 2010, MNRAS, 210, 2318
- Binney J., Tremaine S., 2008, *Galactic Dynamics*, Princeton University Press: Princeton
- Binney J., Lacey C., 1988, MNRAS, 230, 597
- Gradshteyn I.S., Ryzhik I.M., 1965, *Tables of Integrals, Series and Products*, Academic Press: New York
- Kaasalainen M., Binney J., 1994, PhRvL, 73, 2377
- Kalnajs A., 1977, ApJ, 212, 637
- Lin C.C., Shu F.H., 1966, Proc. Nat. Sci., 55, 229
- McConnachie A.W., Irwin M.J., et al., 2009, Nature, 461, 66
- Merritt D., Valluri M., 1999, AJ, 118, 1177
- Read J., Evans N.W., 1998, MNRAS, 300, 106
- Rix H.-W., Zaritsky D., 1995, ApJ, 447, 82
- Sparke L.S., Sellwood J.A., 1988, MNRAS, 231, 25
- Sridhar S., Touma J., 1996, MNRAS, 279, 1263
- Sellwood J.A., 2008, arXiv0803.1574

Sellwood J.A., Binney J.J., 2002, MNRAS, 336, 785

Sellwood J.A., Kahn F.D., 1991, MNRAS, 250, 278

Spitzer L., Schwarzschild M., 1953, ApJ, 118, 106

Toomre A., 1964, ApJ, 139, 1217

Toomre A., 1969, ApJ, 158, 899

Toomre A., 1981, in *The Structure and Evolution of Normal Galaxies*, ed. S.M. Fall & D. Lynden-Bell, Cambridge University Press: Cambridge, p. 111

van Kampen N.G., 1955, Physica, 21, 949

Wielen R., 1977, A&A, 60, 263