

# Neutron stars from young nearby associations – the origin of RX J1605.3+3249

*Nina Tetzlaff<sup>A</sup>, János G. Schmidt<sup>A</sup>, Markus M. Hohle<sup>A</sup>, and Ralph Neuhäuser<sup>A</sup>*

<sup>A</sup> Astrophysikalisches Institut und Universitäts-Sternwarte Jena, Schillergässchen 2-3, 07745 Jena, Germany

## Abstract:

Many neutron stars (NSs) and runaway stars apparently come from the same regions on the sky. This suggests that they share the same birth places, namely associations and clusters of young massive stars. To identify NS birth places, we attempt to find NS-runaway pairs that could be former companions that were disrupted in a supernova (SN). The remains of recent ( $< \text{few Myr}$ ) nearby ( $< 150 \text{ pc}$ ) SNe should still be identifiable by observing the emission of rare radioisotopes such as  $^{26}\text{Al}$  and  $^{60}\text{Fe}$  that can also be used as additional indicators to confirm a possible SN event. We investigated the origin of the isolated NS RX J1605.3+3249 and found that it was probably born  $\approx 100 \text{ pc}$  far from Earth 0.45 Myr ago in the extended Corona-Australis or Octans associations, or in Sco OB4  $\approx 1 \text{ kpc}$  3.5 Myr ago. A SN in Octans is supported by the identification of one to two possible former companions – the runaway stars HIP 68228 and HIP 89394, as well as the appearance of a feature in the  $\gamma$  ray emission from  $^{26}\text{Al}$  decay at the predicted SN place. Both, the progenitor masses estimated by comparison with theoretical  $^{26}\text{Al}$  yields as well as derived from the life time of the progenitor star, are found to be  $\approx 11 M_{\odot}$ .

**Keywords:** pulsars: individual (RX J1605.3+3249) — stars: kinematics — supernovae: general

## 1 Introduction

There are many young associations and clusters of massive stars in the solar vicinity that are potential birth places of neutron stars (NSs), hence supernova (SN) hosts. The NSs born in those SNe were ejected from their parent association or cluster shortly after formation due to a kick in an asymmetric SN explosion (e.g. Burrows & Hayes 1996; Janka & Mueller 1996; Janka et al. 2005; Wang et al. 2006; Kisslinger et al. 2009). This scenario of NS kicks and ejection from its parent association or cluster is supported by the observation of large NS proper motions that indicate high space velocities (e.g. Lyne & Lorimer 1994; Lorimer et al. 1997; Hansen & Phinney 1997; Cordes & Chernoff 1998; Arzoumanian et al. 2002; Hobbs et al. 2005).

For a small number of NSs parent associations have been suggested (e.g. Hoogerwerf et al. 2001; Tetzlaff et al. 2009, 2010, 2011a; Bobylev 2008; Bobylev & Bajkova 2009). Due to large uncertainties in the NS distances and the unknown radial velocities, the results are often not unique (Tetzlaff et al. 2010, 2011a). Therefore, further indicators are needed to decide on a particular birthplace. Such indicators may be the identification of a possible former companion that is now a so-called runaway star (Blaauw 1961, that should also show signs of the former binary evolution such as high helium abundance and high rotational velocity due to mass and momentum transfer from the primary as it filled its Roche lobe). Other indicators are sources of radioactive isotopes. Such isotopes are  $^{26}\text{Al}$  and  $^{60}\text{Fe}$  with half-lives of 0.72 Myr (e.g. Rightmire et al. 1958; Thomas et al. 1984) and 2.62 Myr (Rugel et al. 2009), respectively, i.e. much longer visible than a SN rem-

nant ( $\approx 10^4 \text{ yr}$ ). A cooling NS is visible for  $\approx 1 \text{ Myr}$  (see e.g. cooling curves in Gusakov et al. 2005; Pons et al. 2009), i.e. a similar time span. The comparison between maps of  $\gamma$  ray emission, probable origins of runaway stars and NSs as well as the SN rate shows that there are regions on the sky where more SNe/ NSs are present than average (Fig. 1). Moreover, such regions contain young OB associations, e.g. Cygnus, Vela or Orion. Hence, it is plausible to search for NS and runaway origins within young associations and clusters. Providing small regions on the sky with enhanced SN/ NS number is also an important input for gravitational wave searches.

By tracing back in time young NSs, young runaway stars and young associations/clusters, we search for close encounters between the NS and a runaway star and/ or the NS and an association. To account for the errors on the observables as well as the for NS unknown radial velocity, we perform Monte Carlo simulations.

If we find that a NS and a runaway star could have been at the same place and time inside an association/ cluster, it is well possible that the NS was born at that place at that time in a SN. From the flight time of the NS (its kinematic age), the association age and assuming contemporaneous star formation, we can also obtain the mass of the SN progenitor from its life time and evolutionary models. Converting the measured  $\gamma$  ray flux due to  $^{26}\text{Al}$  decay into a mass of  $^{26}\text{Al}$  that was ejected in the SN can then test theoretical nucleosynthesis yields.

Here, after describing our method, we present re-

<sup>1</sup><http://www.atnf.csiro.au/research/pulsar/psrcat/> (Manchester et al. 2005)

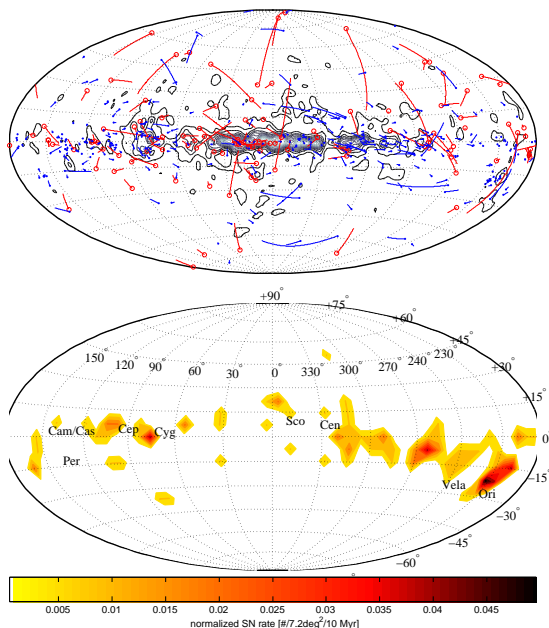


Figure 1: Top panel: Past flight paths (1 Myr into the past) of young NSs (red, adopting zero radial velocity, kinematic data from ATNF pulsar database<sup>1</sup>) and massive runaway stars (blue, Tetzlaff et al. 2011b). Symbols indicate their present position in Galactic coordinates. They are overplotted on the  $^{26}\text{Al}$  COMPTEL map from Diehl et al. (2010) (contours). Most NSs and runaway stars seem to originate from regions on the sky with enhanced  $\gamma$  ray emission (e.g. Cygnus, Vela, Orion). Bottom panel: SN rate within 600 pc from the Sun (Schmidt 2011; see also Hohle et al. 2010), expected from current O and B type stars.

sults on RX J1605.3+3249, a member of the so-called “Magnificent Seven“ (e.g. Haberl 2007; Mereghetti 2011; Kaplan et al. 2011). RX J1605.3+3249 is a promising candidate for a nearby SN since its distance to the Sun is probably  $\lesssim 400$  pc (Motch et al. 2007). Furthermore, for RX J1605.3+3249 the only way to give an estimate on its age (apart from comparison with cooling models) is to derive the age kinematically since no spin-down was measured so far and a possible 6.88 s spin period (Haberl 2007) is currently not confirmed. Precise ages of NSs are also important to probe cooling models and constrain their composition, hence their equation-of-state.

## 2 Procedure

We followed the same approach as already described in Tetzlaff et al. (2010) and Tetzlaff et al. (2011a) (see also Hoogerwerf et al. 2001). Therefore, we limit our description here to the most important facts.

We apply Monte Carlo simulations varying the parameters (parallax, proper motion and radial velocity) within their error intervals, to calculate the trajectories of the NSs and any association or cluster centre of a sample of 296 young associations and clusters within 3 kpc from the Sun into the past [see Tetzlaff et al. (2011a) for a description of the association sample, for associations listed in Mel’Nik & Dambis (2009), we took their parameters; here we add the Pleiades B1 moving group (Asiain et al. 1999) since it was proposed to have hosted recent nearby SNe (Berghöfer & Breitschwerdt 2002)]. At every time step ( $10^4$  up to  $5 \times 10^6$  yr in steps of  $10^4$  yr) the separation  $\Delta$  between the association/cluster centre and the NS is calculated. We then find the minimum separation  $\Delta_{min}(\tau)$  and the associated time  $\tau$  in the past. For the radial velocity of the NS, we assume a reasonable probability distribution derived from the pulsar space velocity distribution by Hobbs et al. (2005).

The distribution of separations  $\Delta_{min}$  is supposed to obey a distribution of absolute differences of two 3D Gaussians with  $(m_1, s_1)$  and  $(m_2, s_2)$  being their expectation values and standard deviations (if the positional errors were Gaussian distributed), see Hoogerwerf et al. (2001),

$$W_{3D}(\Delta) = \frac{\Delta}{\sqrt{2\pi sm}} \left\{ \exp\left[-\frac{1}{2} \frac{(\Delta - m)^2}{s^2}\right] - \exp\left[-\frac{1}{2} \frac{(\Delta + m)^2}{s^2}\right] \right\}, \quad (1)$$

where  $\Delta$  denotes the 3D separation between two objects (here, NS and association centre or NS and runaway star;  $\Delta = \Delta_{min}$ ),  $m = |m_1 - m_2|$  and  $s^2 = s_1^2 + s_2^2$ ;  $\pi = 3.14159\dots$

For investigating encounters with runaway stars, we calculate  $\Delta_{min}$  between the NS and the runaway star. If the two stars once were at the same place, i.e.  $m \rightarrow 0$ , equation 1 becomes

$$W_{3D, m \rightarrow 0}(\Delta) = \frac{2\Delta^2}{\sqrt{2\pi}s^3} \exp\left[-\frac{\Delta^2}{2s^2}\right]. \quad (2)$$

Note that even in this case, there is zero probability of finding a value of  $\Delta_{min} = 0$  in the Monte Carlo simulation. However, near-zero values should be found after a sufficient number of runs (see appendix A). The peak of the distribution is shifted towards larger  $\Delta_{min}$  depending upon  $s$ . As the actual (observed) case is different from this simple model (no 3D Gaussian distributed positions, due to e.g. the Gaussian distributed parallax that goes into the position reciprocally, complicated radial velocity distribution, etc.), we will fit the theoretical formulae only to the first part of the  $\Delta_{min}$  distribution (up to the peak plus a few more bins) such that the slope and peak can be explained (in the following, we use the term “adapt” instead of “fit” because equations 1 and 2 are only used to explain the first part of the  $\Delta_{min}$  distribution, hence it is not a real fit). The parameter  $m$  then gives the positional difference between the two objects. Note that the uncertainties on the separation are dominated by the kinematic uncertainties of the NS that are typically of the order of a few hundred  $\text{km s}^{-1}$  (because of the assumed radial velocity distribution). As a consequence, the distribution of separations  $\Delta_{min}$  shows typically a large tail for larger separations. However, the first

part of the  $\Delta_{min}$  distributions (slope and peak) can still be explained well with equation 1 since the kinematic dispersions for only those runs are much smaller, typically a few tens of  $\text{km s}^{-1}$  for the NS, i.e. a few tens of pc after 1 Myr.

To associate the NS/runaway star encounter position with an association/cluster, the trajectory of the association/cluster is calculated simultaneously. Runaway star data are taken from Tetzlaff et al. (2011b) (and references therein, mainly van Leeuwen 2007) for 2547 runaway stars (1705 with full 3D kinematics).

In general, we first perform  $10^4$  Monte Carlo runs for each NS/association pair and  $10^3$  Monte Carlo runs for each NS/runaway star pair (for the latter less runs are still sufficient due to the smaller errors on the runaway star kinematics compared to the dispersion of the association velocities) to find those associations and runaway stars that potentially crossed the past path of the NS, i.e. those for which the smallest  $\Delta_{min}$  value found in the calculations is less than three times the association radius (for NS/association pairs) or less than 10 pc (for NS/runaway star pairs), respectively (see appendix A). Those associations and runaway stars that fulfilled those conditions are then selected for a more detailed investigation (one to three million Monte Carlo runs). The outcome of these simulations is then discussed in detail. Regarding associations, we search for those for which the NS could have been within the association boundaries in the past while for runaway stars, we are looking for those runaway stars for which the NS and the runaway star might have been at the same place in the past, hence the distribution (slope) should obey equation 2. After three million runs the smallest  $\Delta_{min}$  value found is expected to be smaller than one parsec (see appendix A). If this criterion is satisfied, we adapt equations 1 and 2 to the first part of the “observed”  $\Delta_{min}$  distribution to explain its slope and peak. If we find that a distribution with  $m = 0$  (equation 2) can satisfactorily explain the slope and peak of the  $\Delta_{min}$  histogram, we consider the runaway star as former companion candidate.

This procedure was already successfully applied by Hoogerwerf et al. (2001), Bobylev (2008); Bobylev & Bajkova (2009) and us (Tetzlaff et al. 2009, 2010, 2011a) and was also applied to several (artificial) test cases (Tetzlaff 2009).

### 3 RX J1605.3+3249

We adopt the following parameters for RX J1605.3+3249 (right ascension  $\alpha$ , declination  $\delta$ , distance  $d$ , proper motion  $\mu_\alpha^* = \mu_\alpha \cos \delta$ ,  $\mu_\delta$ ):

$$\begin{aligned} \alpha &= 16^{\text{h}}05^{\text{m}}18^{\text{s}}.5, \delta = +32^\circ49'17''.4 \\ &\quad (\text{Kaplan et al. 2003}), \\ d &= 350 \pm 50 \text{ pc (Posselt et al. 2007}^2), \\ \mu_\alpha^* &= -43.7 \pm 1.7 \text{ mas/yr, (Zane et al. 2006)} \\ \mu_\delta &= 148.7 \pm 2.6 \text{ mas/yr (Zane et al. 2006)}. \end{aligned} \quad (3)$$

First, we perform  $10^4$  Monte Carlo runs to find close encounters between RX J1605.3+3249 and any association/cluster in the past five million years<sup>3</sup>. We select those associations/clusters for which the smallest separation  $\Delta_{min}$  found was less than three times the association/cluster radius  $R_{ass}$ , 18 in total. For those 18 associations/clusters, we carry out another one million Monte Carlo runs. For 10 of them we find close encounters consistent with the association/cluster boundaries. They are listed in Table 1. We adapt equation 1 to the first bins of each  $\Delta_{min}$  distribution to obtain the distance of the SN to the association centre. Comparing the radii of each association with this putative separation of the SN from the association centre ( $m \pm s$ ), three associations/clusters are found to be potential birth places of RX J1605.3+3249, i.e. the position of the SN is consistent with the association boundaries within its standard deviation: the extended Corona-Australis association (Ext. R CrA), Scorpius OB4 and the Octans association. In Table 2 we give the position of the SN and the properties RX J1605.3+3249 would currently have if it was born in the respective association. In the last Column we give an estimate of the mass of the progenitor star derived from the life-time of the progenitor star [association age (Ext. R CrA: 10 – 15 Myr Neuhäuser et al. 2000; Octans:  $\approx$  20 Myr, Torres et al. 2008; Sco OB4: 7 Myr Kharchenko et al. 2005) minus NS age ( $\tau$ )] and evolutionary models from Tinsley (1980), Maeder & Meynet (1989) and Kodama (1997). We regard these three associations as likely birthplaces of RX J1605.3+3249. The derived uncertainties in the parameters (Table 2) are dominated by the uncertainties in the NS radial velocity and distance. They are included in the formal errors (68%). For more distant associations (>few hundred pc) such as Sco OB4, the results are also influenced by the uncertainties in the association distances. These mostly affect the derived position of the SN within the association. Note that although the proposed progenitor mass of 42 – 89  $M_\odot$  is rather high (because the lifetime of the progenitor star is short assuming it formed in Sco OB4 at the same time the association formed) and black holes are expected to form above  $\approx$  25  $M_\odot$  (Heger et al. 2003) rather than NSs, for masses higher than  $\approx$  50 – 80  $M_\odot$  in binary systems, NSs are expected to form (Belczynski & Taam 2008).

After  $10^3$  Monte Carlo runs 40 runaway stars with

<sup>2</sup>Posselt et al. 2007 used different models for the hydrogen column density and derived values of 390 pc and 325 pc. Motch et al. (2007) give an upper limit of 410 pc. According to Posselt et al. 2007, the different models give consistent, hence very reliable results up to  $\approx$  270 pc (their values are also in good agreement with the parallactic distances for the two NSs RX J1856.5-3754 and RX J0720.4-3125). Hence, our adopted distance for RX J1605.3+3249 of  $350 \pm 50$  pc is reasonable.

<sup>3</sup>The effective temperature of RX J1605.3+3249 of  $kT = 96$  eV (Motch et al. 1999; van Kerkwijk et al. 2004) imply a cooling age of  $10^5 - 10^6$  yr (see e.g. cooling curves by Gusakov et al. 2005; Pons et al. 2009), hence older ages can be excluded.

Table 2: Potential parent associations of RX J1605.3+3249.

Assoc.	$(m, s)$ [pc]	$\tau$ [Myr]	$v_r$ [km s <sup>-1</sup> ]	$\mu_\alpha^*$ [mas/yr]	$\mu_\delta$ [mas/yr]	$v_{sp}$ [km s <sup>-1</sup> ]	dist [pc]	$d_\odot$ [pc]	$\alpha$ [°]	$\delta$ [°]	$M_{prog}$ [M <sub>⊙</sub> ]
Ext. R CrA	(33.4, 2.3)	0.42 <sup>+0.07</sup> <sub>-0.04</sub>	577 <sup>+123</sup> <sub>-76</sub>	-43.9±1.7	148.4±2.6	612 <sup>+128</sup> <sub>-72</sub>	303 <sup>+30</sup> <sub>-33</sub>	104 <sup>+7</sup> <sub>-12</sub>	261.5 <sup>+1.2</sup> <sub>-0.9</sub>	-44.6 <sup>+2.3</sup> <sub>-1.2</sub>	12 - 18
Sco OB4 <sup>a</sup>	(42.7, 18.4)	3.4 <sup>+0.3</sup> <sub>-0.6</sub>	-21 <sup>+19</sup> <sub>-10</sub>	-42.3±1.3	149.8±2.5	266 <sup>+38</sup> <sub>-33</sub>	385 <sup>+50</sup> <sub>-62</sub>	983 <sup>+30</sup> <sub>-12</sub>	257.8 <sup>+0.7</sup> <sub>-0.5</sub>	-34.3 <sup>+0.9</sup> <sub>-0.8</sub>	42 - 89
Octans	(103.5, 25.7)	0.53 <sup>+0.09</sup> <sub>-0.08</sub>	548 <sup>+159</sup> <sub>-34</sub>	-43.6±1.7	148.6±2.6	664 <sup>+87</sup> <sub>-107</sub>	370 <sup>+44</sup> <sub>-35</sub>	140 <sup>+6</sup> <sub>-19</sub>	285.0 <sup>+17.3</sup> <sub>-4.8</sub>	-78... -68	10 - 11

$(m, s)$  – expectation value and standard deviation of the encounter separation inferred from equation 1, putative SN distance from association centre ( $m \pm s$ );  $\tau$  – encounter time. Predicted present NS parameters: radial velocity  $v_r$ , proper motion  $\mu_\alpha^*$  and  $\mu_\delta$ , current distance  $dist$ ;  $v_{sp}$  – predicted space velocity. Predicted SN position: SN distance  $d_\odot$  (at the time of the SN), J2000.0 coordinates (as seen from Earth at present). Error bars denote 68 per cent confidence (cf. Appendix B in Tetzlaff et al. 2010).  $M_{prog}$  – progenitor mass

<sup>a</sup>The results for Sco OB4 were obtained using a uniform radial velocity distribution for the NS instead of the one derived from the Hobbs et al. (2005) distribution, see also comment in Table 1.

Table 1: Properties of potential close encounters between RX J1605.3+3249 and the centres of 10 associations/clusters.

Assoc./cluster	$R_{ass}$ [pc]	$(m, s)$ [pc]	$\tau$ [Myr]
Tuc-Hor	50	(130.4, 65.5)	0.63 <sup>+0.90</sup> <sub>-0.11</sub>
$\beta$ Pic-Cap	57	(135.2, 59.0)	0.60 <sup>+0.07</sup> <sub>-0.12</sub>
ext. R CrA	31	(33.4, 2.3)	0.42 <sup>+0.07</sup> <sub>-0.04</sub>
AB Dor	43	(155.0, 51.1)	0.55 <sup>+0.06</sup> <sub>-0.10</sub>
Sco OB4 <sup>a</sup>	30	(42.7, 18.4)	3.4 <sup>+0.3</sup> <sub>-0.6</sub>
Columba	85	$m > 200$	$\approx 0.6$
Carina	58	(129.2, 60.0)	0.68 <sup>+0.11</sup> <sub>-0.12</sub>
Octans	111	(103.5, 25.7)	0.53 <sup>+0.09</sup> <sub>-0.08</sub>
Argus	74	(148.7, 52.6)	0.55 <sup>+0.07</sup> <sub>-0.09</sub>
Pleiades B1	54	(63.0, 4.1)	0.67 <sup>+0.13</sup> <sub>-0.15</sub>

$(m, s)$  – expectation value and standard deviation of the encounter separation inferred from equation 1, putative SN distance from association centre ( $m \pm s$ );  $\tau$  – time of the encounter in the past.

<sup>a</sup>Using the Hobbs et al. (2005) distribution for NS space velocities in the case of Sco OB4 we found that the absolute radial velocity  $v_r$  of RX J1605.3+3249 must be very small if Sco OB4 was the birth association of RX J1605.3+3249. To achieve better statistics and a clear peak in the  $\Delta_{min}$  distribution to be able to adapt the theoretical curves, we repeated the calculations assuming a uniform  $v_r$  distribution. The results for the latter are given here.

full kinematics from Tetzlaff et al. (2011b) show a smallest separation  $\Delta_{min}$  between RX J1605.3+3249 and the runaway star of less than 10 pc. For them, another three million runs are performed. We select those stars for which separations smaller than one parsec are found after three million runs, 28 in total. To further reduce the number of potential former companion candidates, we follow the idea of Chmyreva et al. (2010). They used a reference probability as significance indicator that two objects approach to small distances taking into account the spatial density distribution of the objects (we refer to details on this method to Chmyreva et al. 2010). Chmyreva et al. (2010) investigated pairs of pulsars whereas we investigate NS-runaway star pairs. Therefore, beside the spatial density distribution of NS, also the density distribution of runaway stars is needed. As our region of interest lies in the Solar neighbourhood, the pulsar distribution used by Chmyreva et al. (2010) is not sufficient for our purposes as it does not account for an increased SN rate in the Solar neighbourhood and includes all NSs (from young to very old). For that reason, we use the spatial distributions of young NSs and runaway stars derived by Tetzlaff (2012). They performed a population synthesis where NSs and run-

away stars are ejected from their parent associations and clusters. As parent associations and clusters, an observed sample of associations and clusters was taken and member stars distributed according to the initial mass function from Kroupa & Weidner (2005). SN times were then obtained from the age of the associations and the progenitor lifetime (for details we refer to Tetzlaff 2012). From the present spatial positions of simulated NSs and runaway stars, their spatial distributions were derived.

From the Monte Carlo simulations we obtain the region  $(X + \Delta X, Y + \Delta Y, Z + \Delta Z)$  in which the NS and runaway star can reach separations  $\Delta_{min}$  no larger than  $\rho$ . If  $\rho \ll \Delta(X, Y, Z)$ , the number of objects in the volume  $\rho^3$  obeys a Poisson distribution. Thus, the spatial region  $(X + \Delta X, Y + \Delta Y, Z + \Delta Z)$  is divided into  $N$  cells ( $k = 1 \dots k$ ) with edge lengths  $\rho$  (see Chmyreva et al. 2010). Using the density distribution of runaway stars and NSs derived earlier, the number of stars ( $\eta_{NS}, \eta_{run}$ ) in each cell is calculated and an average number in a cell of size  $\rho$  is obtained. The probability of detecting  $N$  objects of population  $i$  (NSs or runaway stars) in a volume  $\rho^3$  is given by

$$\hat{P}_0(\rho) = \sum_{n_i=0}^N \frac{\eta_i^{n_i}}{n_i!} e^{-\eta_i}. \quad (4)$$

The probability of detecting at least one NS and one runaway star in a volume with size  $\rho^3$  is then given by

$$P_0(\rho) = (1 - e^{-\eta_{NS}}) (1 - e^{-\eta_{run}}). \quad (5)$$

The probability of occurrence of separations  $\Delta_{min} \leq \rho$  in the Monte Carlo simulations is  $P(\rho)$ . An upper limit  $P_{0,upp}$  of  $P_0$  can be derived from the Poissonian error on the calculated number of stars in each cell. If  $P_{0,upp} < P$  for small  $\rho$  (smaller than a few pc), this is an indicator that the association of RX J1605.3+3249 with a particular runaway star might be real.

Using this as a criterion, none of the associations between RX J1605.3+3249 and the former 28 companion candidates is found to be highly significant. However, for those cases, where the encounters are found within an association, the reference distribution for NSs and runaway stars (Tetzlaff 2012) predicts a relatively high number of stars, as expected. Hence, those encounters are expected to be found less significant. Therefore, we still regard runaway stars for which encounters with RX J1605.3+3249 are found within one of the potential parent associations of RX J1605.3+3249 listed in Table 2, namely the Ext.

R CrA, Sco OB4 or the Octans association, as good candidates.<sup>4</sup> Here, for the Ext. R CrA and Octans associations, we do not only regard the nominal radii (maximum extensions) of the associations but their extensions in different directions in space taking into account the motion of the association (for extensions see Fernández et al. 2008 for Ext. R CrA and Torres et al. 2008 for Octans). The five remaining former companion candidates to RX J1605.3+3249 are discussed in detail in the following paragraphs. For all of them, the Octans association is the proposed host association of the SN. This is mainly due to the large size of the association.<sup>5</sup> It also still could be that more distant runaway stars that could confirm a SN scenario for RX J1605.3+3249 in Sco OB4 are not present in the Tetzlaff et al. (2011b) catalogue for runaway star candidates as it is based on Hipparcos data (complete to  $\approx 0.5$  kpc). We stress that the non-identification of a possible former companion for RX J1605.3+3249 for a SN in Sco OB4 could be caused by the lack of more distant runaway stars in the runaway star catalogue or by the possibility that the progenitor star was a single star.

**HIP 57787** is a metal-poor G5 giant star with a metallicity of  $[\text{Fe}/\text{H}] = -2.10 \pm 0.16$  (Anthony-Twarog & Twarog 1994). Due to the low metallicity, the runaway nature of this star is probably not due to a SN event in a close binary system.

**HIP 80448** is a G2V pre-main sequence binary with a companion that is itself a single-lined spectroscopic binary (Cutispoto et al. 2003) with an age of  $17.2 \pm 2.9$  Myr (Tetzlaff et al. 2011b). Its age is consistent with the age of the Octans association (20 Myr, Torres et al. 2008) which could have hosted the SN.

**HIP 81696** is an O6.5V double star. An encounter of the system with RX J1605.3+3249 could have occurred inside the Octans association if the present distance of the runaway star candidate was  $36_{-14}^{+98}$  pc. However, distance estimates from Ca-II column densities indicate a distance of the system of  $\approx 1$  kpc. Also, the Hipparcos parallax of  $17.95 \pm 16.68$  mas (van Leeuwen 2007) that we used in our simulations is very uncertain. Due to the large distance of HIP

81696, we may exclude it as a companion candidate to RX J1605.3+3249.

**HIP 82977** is an A0 (Malkov et al. 2006) eclipsing binary of Algol type and lies below the theoretical zero-age main sequence (ZAMS) of the models used by Tetzlaff et al. (2011b) to determine stellar ages, it was shifted towards the ZAMS and treated as ZAMS star. Therefore, its age is very uncertain. Since A0 stars spend a few hundred Myrs on the main sequence, it is unlikely that HIP 82977 is only a few tens of Myrs old. Hence, it is probably not the former companion of RX J1605.3+3249.

**HIP 86228** is a variable star with spectral type F1II (see Sowell et al. 2007). O'Mara & Simpson (1972) give a helium abundance for HIP 86228 of  $N_{\text{He}}/N_{\text{H}} \approx 0.1$  that is comparable to the mean helium abundance of B type stars (for a review see also Lyubimkov 2010). However, they used a spectral type of B1III, hence a much different effective temperature for this star, the given helium abundance might thus be wrong. Re-measuring the helium abundance of HIP 86228 might hence be crucial.

Considering the individual discussion above, we regard HIP 80448 and HIP 86228 as possible former companion candidates to RX J1605.3+3249. In Fig. 2 we show the distributions of minimum separations  $\Delta_{\text{min}}$  and corresponding flight times  $\tau$  (the kinematic age of the NS) for those runs where both, the NS and the runaway star were within the boundaries of the Octans association. We adapted the theoretically expected distribution (equations 1 and 2) to the first part of the histogram. For HIP 86228 the curve predicts that the runaway star could have been at the same place at the same time in the past as the NS, whereas for HIP 80448 a fly-by is suggested. Hence HIP 86228 is so far our best former companion candidate for RX J1605.3+3249.

Since there are also 842 runaway star candidates listed in the Tetzlaff et al. (2011b) catalogue without radial velocities available in the literature, we search for possible encounters with RX J1605.3+3249 among these stars assuming  $v_r = \pm 500 \text{ km s}^{-1}$  for the runaway star. For 47 of them it is possible to find a past position as close as 10 pc to RX J1605.3+3249 after  $10^4$  Monte Carlo runs. After further three million runs for those stars, we found 26 candidates with a smallest separation to RX J1605.3+3249 less than one parsec and a peculiar space velocity smaller than at least  $180 \text{ km s}^{-1}$  (that is  $\approx 6\sigma$  above the maximum of the distribution of runaway star velocities, Tetzlaff et al. 2011b). For those stars, we evaluate the reference probability  $P_0$ <sup>6</sup> (see above). We find no significant association between a runaway star candidate without known radial velocity and RX J1605.3+3249.

<sup>6</sup> At this point, we adopt a velocity distribution for these stars according to Tetzlaff et al. (2011b). Otherwise, the probability of occurrence of values  $\Delta_{\text{min}}$ ,  $P$ , is a priori small and cannot be compared to  $P_0$ . In the case of NSs, the large variety of possible velocities is already accounted for.

<sup>4</sup>Note, that there might have been associations or clusters in the past that are already dispersed. However, since RX J1605.3+3249 is very young, its parent association or cluster should still exist as the dispersion time scale of associations and clusters is much larger (tens to hundreds of Myr).

<sup>5</sup>Although Torres et al. (2008) question whether the Octans association is expanding, it could well be that it was smaller in the past, i.e. at the time of the SN. However, we neglect the expansion of associations here to not miss candidate stars. The chance of finding former companion candidates is naturally higher for large associations, however we regard each association with a runaway star individually. Every companion star is discussed in detail and further observation of the runaway star might be necessary to confirm or reject a particular SN scenario.

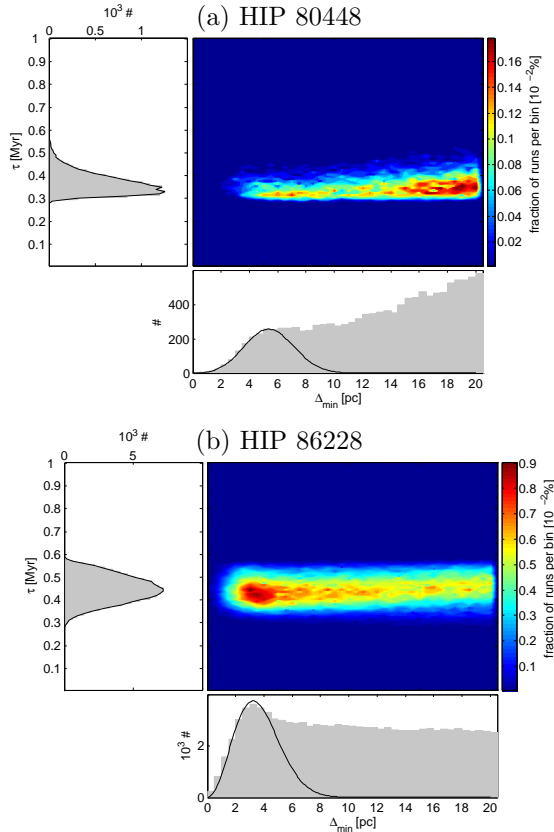


Figure 2: Distributions of minimum separations  $\Delta_{min}$  and corresponding flight times  $\tau$  for encounters between RX J1605.3+3249 and the runaway star candidates HIP 80448 (a) and HIP 86228 (b). The solid curves drawn in the  $\Delta_{min}$  histograms (bottom panels) represent the theoretically expected distributions (equations 1 or 2), adapted to the first part of each histogram, see section 2. For HIP 80448 we find that there could have been a close fly-by ( $m = 4.7$  pc,  $s = 1.8$  pc) at  $0.33_{-0.02}^{+0.05}$  Myr in the past (solid line in the  $\tau$  histogram, left panels), however no direct encounter. For HIP 86228 the adapted curve predicts that RX J1605.3+3249 and the runaway star could have been at the same place ( $m = 0$  pc,  $s = 2.3$  pc) at  $0.45_{-0.06}^{+0.06}$  Myr in the past. Both encounters would have occurred inside the Octans association.

We still regard stars for which possible encounters with RX J1605.3+3249 are found within one of the potential birth associations of the NS (Table 2) (for them, it is expected to find encounters less significant, as explained earlier), as former companion candidates. For them, we evaluate whether equation 2 could fit the first part of the histogram of separations  $\Delta_{min}$  between RX J1605.3+3249 and the runaway star (for those Monte Carlo runs yielding small  $\Delta_{min}$  values within the potential parent association, see also Fig. 2 for examples of such distributions). In Table 3, we

Table 3: Properties of potential encounters inside Octans between RX J1605.3+3249 and our former companion candidates.

HIP	$m$ [pc]	$s$ [pc]	$\tau$ [Myr]
10137	77.0	24.9	$0.46_{-0.07}^{+0.05}$
83003	0	8.9	$0.40_{-0.06}^{+0.06}$
89394	0	2.3	$0.47_{-0.07}^{+0.03}$
92218	5.3	1.3	$0.44_{-0.06}^{+0.04}$
95800	0	2.0	$0.43_{-0.05}^{+0.05}$

Col. 1: Hipparcos identifier

Cols. 2,3: parameters of equations 1 or 2 adapted to the first part of the  $\Delta_{min}$  distributions

Col. 4: flight time of the stars (kinematic age of RX J1605.3+3249)

give the parameters of the adapted curves ( $m$ ,  $s$ ) and the corresponding flight times  $\tau$ . For three runaway stars we find that the NS and runaway star could have been at the same place and time within the Octans association.

HIP 83003 is listed as an O type Cepheid variable (Simbad database<sup>7</sup>). However, its high  $V$  band magnitude  $V = 10.62$  mag suggests that the star might be much more distant than its parallactic distance of  $163_{-37}^{+68}$  pc (infers absolute magnitude of  $M_V = 4.6$  mag; for an O type star,  $M_V \approx 0$  to  $-5$  mag, hence its distance is  $\approx 1 - 13$  kpc).

HIP 98500 is an F2 main sequence star. As it lies just below the theoretical model ZAMS, hence was treated as ZAMS star by Tetzlaff et al. (2011b). Taking into account the uncertainty in distance, we estimate its age to be roughly  $600_{-400}^{+500}$  Myr (with ages possible as small as  $\approx 50$  Myr) from its position in the HRD. Hence, it is probably too old to be the possible former companion of RX J1605.3+3249. Furthermore, HIP 98500 is a metal-weak star (Bidelman & McConnell 1978), suggesting that, if it is a true young runaway star, it was ejected due to dynamical interactions in a dense cluster rather than a SN in a binary system.

HIP 89394 was classified as F0II star by Houk & Cowley (1975), and revised by Olsen (1979) to be Am, i.e. it is metal-rich. We suggest further investigation of that star and treat it as a possible former companion candidate.

## 4 Summary and conclusions

Many NSs and runaway stars apparently come from the same regions on the sky, i.e. regions where massive star associations and clusters are present (Fig. 1). To identify birth places of NSs, we attempt to find NS-runaway star pairs that could have been former companions that were disrupted during the SN of the primary.

<sup>7</sup><http://simbad.u-strasbg.fr/simbad>, operated at CDS

Table 4: Predicted current parameters of RX J1605.3+3249 and SN position and time.

former comp. cand.	HIP 86228	HIP 89394
$v_r$ [km s <sup>-1</sup> ]	588 <sup>+152</sup> <sub>-111</sub>	626 <sup>+209</sup> <sub>-56</sub>
current NS dist. [pc]	303 <sup>+42</sup> <sub>-25</sub>	303 <sup>+54</sup> <sub>-40</sub>
$\mu_\alpha^*$ [mas yr <sup>-1</sup> ]	-43.7 ± 1.6	-43.7 ± 1.7
$\mu_\delta$ [mas yr <sup>-1</sup> ]	148.4 ± 2.6	148.6 ± 2.6
$v_{sp}$ [km s <sup>-1</sup> ]	587 <sup>+186</sup> <sub>-75</sub>	657 <sup>+183</sup> <sub>-84</sub>
dist. of SN to the Sun [pc]	92 <sup>+15</sup> <sub>-11</sub>	99 <sup>+16</sup> <sub>-20</sub>
Gal. long. $l$ [deg]	342.9 <sup>+1.3</sup> <sub>-0.8</sub>	335.6 <sup>+2.7</sup> <sub>-1.0</sub>
Gal. lat. $b$ [deg]	-7.3 <sup>+1.3</sup> <sub>-0.8</sub>	-16.7 <sup>+2.7</sup> <sub>-1.6</sub>
time in the past [Myr]	0.45 ± 0.06	0.43 ± 0.05

Rows 1-5: NS parameters, Rows 6-9: predicted SN position and time. HIP 89394 would have a radial velocity of  $v_{r,HIP} = 117_{-34}^{+99}$  km s<sup>-1</sup>

Here, we presented our results on the origin of the isolated NS RX J1605.3+3249. We suggest that it was born in the Octans association  $\approx 0.45$  Myr ago. Such a scenario is supported by the identification of two former companion candidates that are now runaway stars, namely HIP 86228 and HIP 89394. For the latter, no radial velocity has yet been published.

For both cases, i.e. either HIP 86228 or HIP 89394 being the former companion of RX J1605.3+3249, the predicted current parameters of RX J1605.3+3249 and the predicted SN position (coordinates as seen from Earth at present) and time for this case are summarized in Table 4 (see Tetzlaff et al. 2010 for their derivation).

As the predicted SNe would have been very recent ( $\approx 0.45$  Myr ago) and nearby ( $\approx 100$  pc), we expect to find  $\gamma$  ray emission from <sup>26</sup>Al decay (e.g. Diehl et al. 2010). In the case of HIP 86228, at the predicted position the emission is dominated by emission from the galactic inner region. Also in the case of HIP 89394, the predicted SN position is not far from the galactic plane; however, in the COMPTEL 1.8 MeV map (e.g. Diehl et al. 2010) there is a feature centred at  $(l, b) = (334^\circ 5', -16^\circ 6')$ . According to SN remnant expansion theory (Sedov-Taylor expansion, Snowplough expansion, Clarke & Carswell 2003), a SN remnant expanding into the interstellar medium with a volume density of  $n = 1 \text{ cm}^{-3}$  would have a size of  $\approx 46$  pc after 0.43 Myr. At a distance of 100 pc, this corresponds to an angular size of the SN remnant of  $\approx 25^\circ$ . The size of the feature is close to the COMPTEL resolution ( $1 \text{ deg}^2$ ). If we treat it as a point source, we obtain a total flux of  $2.5 \cdot 10^{-5} \text{ photons cm}^{-2} \text{ s}^{-1}$ . With a half-life of <sup>26</sup>Al of 0.72 Myr (e.g. Rightmire et al. 1958; Thomas et al. 1984), this yields an ejected mass of <sup>26</sup>Al in the SN of  $2.2 \cdot 10^{-5} M_\odot$ . Compared to theoretical <sup>26</sup>Al yields by Woosley & Weaver (1995) and Limongi & Chieffi (2005), this corresponds to a mass of the progenitor star of  $\approx 11 M_\odot$ .

The progenitor mass can also be derived from the life-time of the progenitor star which can be estimated as the difference between the age of the parent association and the age of the NS. With the Octans association being the parent association of the NS and runaway star, we estimate a progenitor mass of  $10 - 11 M_\odot$  for both cases. This is also in excellent agreement with

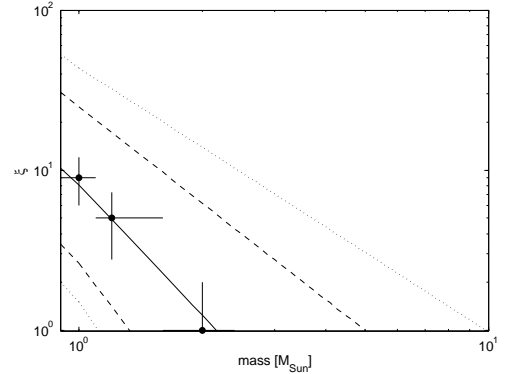


Figure 3: Present mass function of the Octans association (black circles) in comparison with the initial mass function  $\xi$  (IMF, solid line) as given by Kroupa & Weidner (2005), their equation 2. Dashed and dotted lines represent the  $1\sigma$  and  $1.5\sigma$  IMF boundaries. Within  $1.5\sigma$  we expect up to one star with  $10 M_\odot$ ; the probability for higher mass stars is low.

the estimates from <sup>26</sup>Al for the case of HIP 89394. A progenitor mass of  $10 - 11 M_\odot$  corresponds to spectral type B1 on the main sequence. All high probability Octans members in the list by Torres et al. (2008) are F to K type stars, hence very low mass stars. From the Octans present mass function it might be possible within  $1.5\sigma$  that there was one  $10 M_\odot$  star in Octans (Fig. 3).

Our first scenario involving HIP 86228 as former companion candidate might be supported by the existence of the old (few  $10^4$  to  $10^5$  yr) nearby ( $\lesssim 200$  pc) SN remnant RCW 114 (Bedford et al. 1984; Kim et al. 2010) at  $(l, b) \approx (334^\circ, -6^\circ)$  (Green 2009; A. Poghosyan, priv. comm.).

We plan to take higher resolution spectra of HIP 86228 and HIP 89394 to measure their (He) abundances, radial velocities and rotational velocities.

We note that more distant runaway stars that could support a SN in Sco OB4 might have been not found because of the lack of more distant runaway stars in the runaway star catalogue which will be updated and extended to more distant stars in the future.

It has been suggested by Ellis et al. (1996) that a nearby SN should deposit radioactive isotopes such as <sup>60</sup>Fe on Earth. Since our proposed SN would have been close to Earth ( $\approx 100$  pc), we may expect to find a signal of <sup>60</sup>Fe. However, there is no significant signal (younger than 1 Myr) detected in the sediment investigated by Knie et al. (2004) and Fitoussi et al. (2008). This may have several reasons: as the ejecta material reached the Earth, it contaminated other parts of the surface than the regions where the sediment investigated by Knie et al. (2004) and Fitoussi et al. (2008) was found, maybe where the conditions were not suitable to allow such sedimentations. The sediment could be destroyed over the time or it takes more time for the ejecta to be up-taken by the ocean and/or the host

material than currently expected. Another possibility is that the amount of  $^{60}\text{Fe}$  that is released in the SN is much less than assumed or the SN is asymmetric. Hence, a non-detection of an  $^{60}\text{Fe}$  Peak does not exclude a nearby SN event at the particular time.

If an identification of the birth place of a NS can be made, the kinematic age gives the best estimate on the true NS age since the spin-down age gives only an upper limit in most cases (see also Tetzlaff et al. 2010). Moreover, for RX J1605.3+3249 no spin-down has been measured yet and the age can only be determined kinematically. Our result of  $\tau_{kin} \approx 0.45$  Myr is in good agreement with cooling models of NSs (see Tetzlaff et al. 2010; for a high magnetic field consisting of polar and toroidal components, cooling curves fit even better, Pons et al. 2009).

## Acknowledgments

We would like to thank the organizers of the Workshop Astronomy with Radioactivities VII held 1-3 March 2011 on Phillip Island, Australia for a very stimulating conference and discussions. We are grateful to Roland Diehl for COMPTEL data, suggestions and discussions. We thank Amalya Poghosyan for providing an updated catalogue of SN remnants (not yet public). We thank the anonymous referee for useful comments. NT acknowledges Carl-Zeiss-Stiftung for a scholarship. JGS, MMH and RN acknowledge support from DFG in the SFB/TR-7 Gravitational Wave Astronomy. This work has made use of the Simbad database, <http://simbad.u-strasbg.fr/simbad>, operated at CDS.

## References

- Anthony-Twarog, B. J., & Twarog, B. A. 1994, *AJ*, 107, 1577
- Arzoumanian, Z., Chernoff, D. F., & Cordes, J. M. 2002, *ApJ*, 568, 289
- Asiain, R., Figueras, F., & Torra, J. 1999, *A&A*, 350, 434
- Bedford, D. K., Elliott, K. H., Ramsey, B., & Meaburn, J. 1984, *MNRAS*, 210, 693
- Belczynski, K., & Taam, R. E. 2008, *ApJ*, 685, 400
- Berghöfer, T. W., & Breitschwerdt, D. 2002, *A&A*, 390, 299
- Bidelman, W. P., & McConnell, B. 1978, *AJ*, 78, 687
- Blaauw, A. 1961, *Bull. Astron. Inst. Netherlands*, 15, 265
- Bobylev, V. V. 2008, *Astronomy Letters*, 34, 686
- Bobylev, V. V., & Bajkova, A. T. 2009, *Astronomy Letters*, 35, 396
- Burrows, A., & Hayes, J. 1996, *Physical Review Letters*, 76, 352
- Chmyreva, E. G., Beskin, G. M., & Biryukov, A. V. 2010, *Astronomy Letters*, 36, 116
- Clarke, C. J., & Carswell, R. F. 2003, *Principles of Astrophysical Fluid Dynamics*, ed. Clarke, C. J. & Carswell, R. F.
- Cordes, J. M., & Chernoff, D. F. 1998, *ApJ*, 505, 315
- Cutispoto, G., Tagliaferri, G., de Medeiros, J. R., Pastori, L., Pasquini, L., & Andersen, J. 2003, *A&A*, 397, 987
- Diehl, R., et al. 2010, *A&A*, 522, A51+
- Ellis, J., Fields, B. D., & Schramm, D. N. 1996, *ApJ*, 470, 1227
- Fernández, D., Figueras, F., & Torra, J. 2008, *A&A*, 480, 735 (F08)
- Fitoussi, C., Raisbeck, G. M., Knie, K., & et al. 2008, *Physical Review Letters*, 101, 121101
- Green, D. A. 2009, *Bulletin of the Astronomical Society of India*, 37, 45
- Gusakov, M. E., Kaminker, A. D., Yakovlev, D. G., & Gnedin, O. Y. 2005, *MNRAS*, 363, 555
- Haberl, F. 2007, *Ap&SS*, 308, 181
- Hansen, B. M. S., & Phinney, E. S. 1997, *MNRAS*, 291, 569
- Heger, A., Fryer, C. L., Woosley, S. E., Langer, N., & Hartmann, D. H. 2003, *ApJ*, 591, 288
- Hobbs, G., Lorimer, D. R., Lyne, A. G., & Kramer, M. 2005, *MNRAS*, 360, 974
- Hohle, M. M., Neuhäuser, R., & Schutz, B. F. 2010, *Astronomische Nachrichten*, 331, 349
- Hoogerwerf, R., de Bruijne, J. H. J., & de Zeeuw, P. T. 2001, *A&A*, 365, 49
- Houk, N., & Cowley, A. P. 1975, *University of Michigan Catalogue of two-dimensional spectral types for the HD stars. Volume I*, ed. Houk, N. & Cowley, A. P.
- Janka, H.-T., & Mueller, E. 1996, *A&A*, 306, 167
- Janka, H.-T., Scheck, L., Kifonidis, K., Müller, E., & Plewa, T. 2005, in *Astronomical Society of the Pacific Conference Series*, Vol. 332, *The Fate of the Most Massive Stars*, ed. R. Humphreys & K. Stanek, 363–+
- Kaplan, D. L., Kamble, A., van Kerkwijk, M. H., & Ho, W. C. G. 2011, *ApJ*, 736, 117
- Kaplan, D. L., Kulkarni, S. R., & van Kerkwijk, M. H. 2003, *ApJ*, 588, L33
- Kharchenko, N. V., Piskunov, A. E., Röser, S., Schilbach, E., & Scholz, R.-D. 2005, *A&A*, 438, 1163



- Kim, I.-J., Min, K.-W., Seon, K.-I., Han, W., & Edelstein, J. 2010, *ApJ*, 709, 823
- Kisslinger, L. S., Henley, E. M., & Johnson, M. B. 2009, ArXiv e-prints
- Knie, K., Korschinek, G., Faestermann, T., Dorfi, E. A., Rugel, G., & Wallner, A. 2004, *Physical Review Letters*, 93, 171103
- Kodama, T. 1997, PhD thesis, Institute of Astronomy, Univ. Tokyo
- Kroupa, P., & Weidner, C. 2005, in *Astrophysics and Space Science Library*, Vol. 327, *The Initial Mass Function 50 Years Later*, ed. E. Corbelli, F. Palla, & H. Zinnecker, 175–+
- Limongi, M., & Chieffi, A. 2005, *Nuclear Physics A*, 758, 11
- Lorimer, D. R., Bailes, M., & Harrison, P. A. 1997, *MNRAS*, 289, 592
- Lyne, A. G., & Lorimer, D. R. 1994, *Nature*, 369, 127
- Lyubimkov, L. S. 2010, *Kinematics and Physics of Celestial Bodies*, 26, 169
- Maeder, A., & Meynet, G. 1989, *A&A*, 210, 155
- Malkov, O. Y., Oblak, E., Snegireva, E. A., & Torra, J. 2006, *A&A*, 446, 785
- Manchester, R. N., Hobbs, G. B., Teoh, A., & Hobbs, M. 2005, *AJ*, 129, 1993
- Mel’Nik, A. M., & Dambis, A. K. 2009, *MNRAS*, 400, 518
- Mereghetti, S. 2011, in *High-Energy Emission from Pulsars and their Systems*, ed. D. F. Torres & N. Rea, 345–+
- Motch, C., Haberl, F., Zickgraf, F.-J., Hasinger, G., & Schwope, A. D. 1999, *A&A*, 351, 177
- Motch, C., Pires, A. M., Haberl, F., & Schwope, A. 2007, *Ap&SS*, 308, 217
- Neuhäuser, R., et al. 2000, *A&AS*, 146, 323
- Olsen, E. H. 1979, *A&AS*, 37, 367
- O’Mara, B. J., & Simpson, R. W. 1972, *A&A*, 19, 167
- Pons, J. A., Miralles, J. A., & Geppert, U. 2009, *A&A*, 496, 207
- Posselt, B., Popov, S. B., Haberl, F., Trümper, J., Turolla, R., & Neuhäuser, R. 2007, *Ap&SS*, 308, 171
- Rightmire, R. A., Kohman, T. P., & Hinten-Berger, H. 1958, *Zeitschrift Naturforschung Teil A*, 13, 847
- Rugel, G., et al. 2009, *Physical Review Letters*, 103, 072502
- Schmidt, J. 2011, Diploma thesis, AIU, Friedrich-Schiller-Universität Jena, Germany
- Sowell, J. R., Trippe, M., Caballero-Nieves, S. M., & Houk, N. 2007, *AJ*, 134, 1089
- Tetzlaff, N. 2009, Diploma thesis, AIU, Friedrich-Schiller-Universität Jena, Germany
- . 2012, PhD thesis, in preparation, AIU, Friedrich-Schiller-Universität Jena, Germany
- Tetzlaff, N., Eisenbeiss, T., Neuhäuser, R., & Hohle, M. M. 2011a, *MNRAS*, 417, 617
- Tetzlaff, N., Neuhäuser, R., & Hohle, M. M. 2009, *MNRAS*, 400, L99
- . 2011b, *MNRAS*, 410, 190
- Tetzlaff, N., Neuhäuser, R., Hohle, M. M., & Maciejewski, G. 2010, *MNRAS*, 402, 2369
- Thomas, J. H., Rau, R. L., Skelton, R. T., & Kavanagh, R. W. 1984, *Phys. Rev. C*, 30, 385
- Tinsley, B. M. 1980, *Fundamentals of Cosmic Physics*, 5, 287
- Torres, C. A. O., Quast, G. R., Melo, C. H. F., & Sterzik, M. F. 2008, *Young Nearby Loose Associations*, ed. Reipurth, B., 757–+
- van Kerkwijk, M. H., Kaplan, D. L., Durant, M., Kulkarni, S. R., & Paerels, F. 2004, *ApJ*, 608, 432
- van Leeuwen, F. 2007, *A&A*, 474, 653
- Wang, C., Lai, D., & Han, J. L. 2006, *ApJ*, 639, 1007
- Woosley, S. E., & Weaver, T. A. 1995, *ApJS*, 101, 181
- Zane, S., de Luca, A., Mignani, R. P., & Turolla, R. 2006, *A&A*, 457, 619

## A On choosing $\Delta_{min}$ limits

We construct a case such that the NS (assuming zero radial velocity for RX J1605.3+3249) and a star with typical runaway star parameters occupied the same place 1 Myr in the past and test how small  $\Delta_{min}$  can be achieved in the Monte Carlo simulation applying typical errors on the kinematic parameters. We investigate the NS and a simulated runaway star with typical runaway star kinematics as well as one with an assumed radial velocity of  $0 \pm 500 \text{ km s}^{-1}$ , i.e. our adopted range when  $v_r$  is not known. Table 5 gives the adopted  $U$ ,  $V$  and  $W$  values for the runaway stars in each case.

Already after  $10^3 - 10^4$  Monte Carlo runs separations below 10 pc are reached (Fig. 4), below 1 pc after  $\approx 10^6$  runs. To be conservative we carried out many more runs ( $10^6 - 3 \times 10^6$ ) to not miss runaway stars near the limits.

Table 5: Adopted heliocentric velocities for simulated runaway stars for four different cases.

Case	$U$ [km s $^{-1}$ ]	$V$ [km s $^{-1}$ ]	$W$ [km s $^{-1}$ ]
A	$-11 \pm 5$	$-10 \pm 5$	$-5 \pm 5$
B	$-11 \pm 435$	$-10 \pm 100$	$-5 \pm 225$

A – RX J1605.3+3249 and a runaway star at  $425^{+310}_{-125}$  pc with fully known 3D kinematics, B – RX J1605.3+3249 and a runaway star at  $425^{+310}_{-125}$  pc with an adopted radial velocity of  $0 \pm 500$  km s $^{-1}$ .

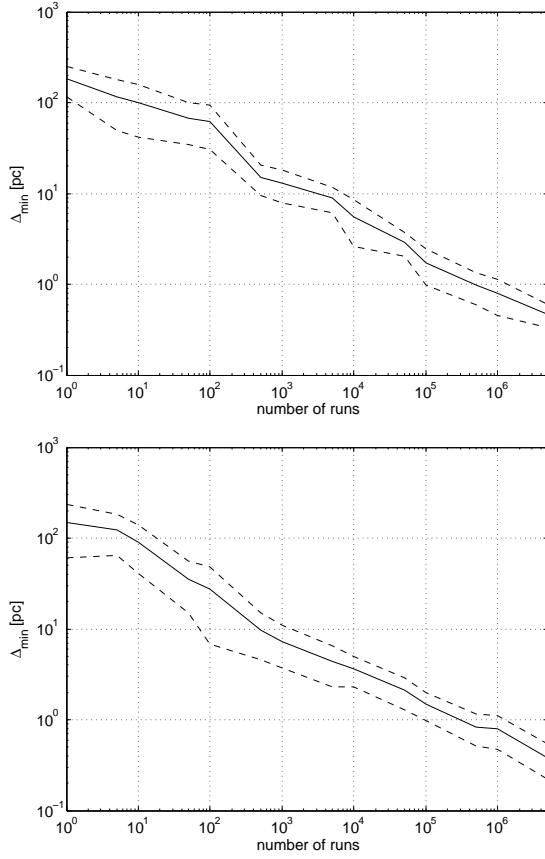


Figure 4: Evolution of  $\Delta_{min}$  during a Monte Carlo simulation for constructed cases where the NS and the runaway star were at the same place 1 Myr in the past. Dashed lines mark the standard deviation. Top panel: Case A – RX J1605.3+3249 and a runaway star at  $425^{+310}_{-125}$  pc with fully known 3D kinematics. Bottom panel: Case B – RX J1605.3+3249 and a runaway star at  $425^{+310}_{-125}$  pc with an adopted radial velocity of  $0 \pm 500$  km s $^{-1}$ .