

# RGE and the Fine-Tuning Problem

Aleksandra A. Drozd, University Of Warsaw

MSc Thesis, Warsaw, August 2010

## **Abstract**

In this work we study the fine-tuning problem in a general gauge theory with scalars and fermions. Then we apply our results to the Standard Model and its extension with additional singlet scalar field. The correlation between the Higgs mass and the scale at which new physics is expected to occur, is studied based on a fine-tuning arguments such as the Veltman condition.

# Table Of Contents

<b>1</b>	<b>Derivation of beta functions in a generic gauge theory with fermions and scalars</b>	<b>6</b>
1.1	Lagrangian and the counterterms . . . . .	6
1.2	Renormalization of propagators . . . . .	10
1.2.1	Two point function for a gauge field . . . . .	11
1.2.2	Two point function for a fermion field . . . . .	13
1.2.3	Two point function for a scalar field . . . . .	15
1.3	Renormalization of fermion-fermion-vector boson coupling . . . . .	16
1.4	Renormalization of $\phi^4$ interaction . . . . .	22
1.5	Renormalization of Yukawa interaction . . . . .	27
1.6	Calculating beta functions . . . . .	29
<b>2</b>	<b>Beta functions for the Standard Model and its extension</b>	<b>34</b>
2.1	Standard Model result . . . . .	34
2.2	Standard Model plus scalar singlets . . . . .	36
2.3	Right-handed neutrinos . . . . .	37
<b>3</b>	<b>1-loop quadratic divergences in a generic gauge theory</b>	<b>38</b>
3.1	Standard Model with scalar singlets case . . . . .	39
<b>4</b>	<b>Leading quadratic divergences in higher orders</b>	<b>40</b>
4.1	2-loop Higgs effects in a generic theory . . . . .	40
4.2	2-loop Higgs mass corrections in the scalar singlets case . . . . .	43
<b>5</b>	<b>2-loop fine-tuning in the Standard Model</b>	<b>43</b>
5.1	Triviality bound . . . . .	44
5.2	The fine-tuning . . . . .	47
<b>6</b>	<b>2-loop fine-tuning in the scalar singlet extension of the Standard Model</b>	<b>51</b>
6.1	The triviality bound . . . . .	51
6.2	The fine-tuning . . . . .	55
<b>7</b>	<b>Summary and conclusions</b>	<b>59</b>
<b>A</b>	<b>Feynman rules for general gauge theory</b>	<b>60</b>
<b>B</b>	<b>Table of Integrals</b>	<b>64</b>

<b>C Feynman Rules for Majorana Fermions</b>	<b>65</b>
<b>Bibliography</b>	<b>66</b>

## Introduction

The aim of this work is to investigate the fine-tuning problem. We will start with the RGE and quadratic divergences for a generic gauge theory and then apply our results to the Standard Model (SM) and the minimal SM extension. Then we will adopt the fine-tuning argument to estimate the range of allowed Higgs boson mass as a function of the UV cut-off  $\Lambda$ .

## Renormalization group equations

The idea of the renormalization group is based on the arbitrariness of renormalization prescription. Renormalization procedure is based on expressing the parameters of our theory with help of physical quantities obtained from experiments. Unfortunately, Quantum Field Theory does not properly describe physics at very short distances, which results in divergences at almost every step of calculations at higher orders of perturbative expansion. To interpret such theory, one can introduce a procedure for regularization of divergences. There are very different renormalization and regularization schemes which give the same results, up to the specific order of perturbative calculations.

A particularly useful type of changing the renormalization prescription is changing the mass scale parameter  $\mu$ . For example, the parameter could be the renormalization point at which we define the value of the 1PI Green's function. As a consequence of RGE, we have for a given physical theory, a definite values of coupling parameters as functions of the energy scale  $\mu$ . These are called running coupling constants and can be derived from specific differential equations (see section 1.6).

Results of calculations of renormalization group functions are very useful and can be found in literature up to several loops order.

## Standard Model and its problems

Physicists are able to describe the fundamental particles and their mutual interactions, with increasing accuracy. As for today, the Standard Model of particle physics is the best theory we have. It has passed almost all of the experimental challenges (except for neutrino oscillations) and is an excellent description of fundamental particles. It has been verified for example in LEP and SLC experiments.

But the SM also contains very important gaps and problems. The main issue is the very existence of Higgs boson. It is not proven yet, but there is a lot of hope towards experiments in Large Hadron Collider, Geneva. Higgs boson existence would explain a fundamental problem of masses. Higgs mechanism, which is based on generating masses through a non-zero vacuum expectation value of a specific field, is a very simple and beautiful way of obtaining massive vector particles through symmetry breaking. There exists lots of variations to this idea, but the beauty of this basic concept challenges many scientists to look for a Higgs or Higgs-like particle in experiments.

Higgs mass  $m_H$  is the most commonly pointed out unknown parameter of Standard Model, but not the only one. If we assume that Standard Model is only a low-energy limit of a more fundamental theory (which does not necessarily have to be a quantum field theory) that could for example explain why the electroweak symmetry is broken.

Other problems with the SM are the combined issues of fine-tuning and naturalness. In theoretical physics, fine-tuning refers to circumstances when the parameters of a model must be adjusted very precisely in order to agree with observations<sup>1</sup>. The requirement of a fine-tuning in a theory is generally unwelcome by physicists, permissible with a presence of a mechanism to explain the precisely needed values. A so called, *little hierarchy problem* is a problem of fine-tuning of the Higgs boson mass corrections. For the SM energy scale much larger than the W boson mass,  $\Lambda \gg m_W$ , corrections to the Higgs mass should cancel each other to a very high precision in order for the mass to be in order of electroweak scale.

---

<sup>1</sup>There are some discussions in the literature over the definition of fine-tuning and the degrees of precision in adjustments of parameters. The definition of fine-tuning adopted here will be specified later

# A simple extension of Standard Model

Standard Model is known to be a good approximation of fundamental interactions, but there are many attempts to extend this theory and get rid of the aforementioned problems.

The very simplest extension of Standard Model is an addition of singlet scalar particle. Assuming interactions of  $N_\phi$  singlet scalar  $\phi_n$  particles and Higgs, a potential with a discrete  $Z_2$  symmetry  $\phi \rightarrow -\phi$  can be introduced:

$$V(H, \phi_n) = -\mu^2 H^\dagger H + \lambda (H^\dagger H)^2 + \sum_i^{N_\phi} \frac{\mu_\phi^i}{2} \phi_i^2 + \sum_{i,j}^{N_\phi} \lambda_\phi^{ij} \phi_i^2 \phi_j^2 + \sum_i^{N_\phi} \lambda_x^i (H^\dagger H) \phi_i^2 \quad (1)$$

If  $N_\phi = 1$  then this extension leaves us with three additional parameters  $\lambda_x$ ,  $\lambda_\phi$  and the additional particle mass.

In this work we will discuss theoretical constraints on  $m_H$  and  $\Lambda$  due to the fine-tuning argument. The letter is organized as follows.

The first chapter is about 1-loop renormalization of a general gauge theory with fermions and scalars. We will use the dimensional regularization scheme and calculate the RGE beta functions of such theory. In the second chapter we will concentrate on 1-loop corrections in cut-off regularization scheme to the general gauge theory. Third chapter is to present higher order corrections of the perturbative expansion using previously obtained results. In fourth chapter we will concentrate on the Higgs mass corrections and estimation of this parameter using the 'Veltman condition' and the 2-loop fine-tuning. The fifth chapter presents results in a presence of an additional singlet scalar field in the model.

## 1 Derivation of beta functions in a generic gauge theory with fermions and scalars

### 1.1 Lagrangian and the counterterms

We will start our calculation with analysing the most general case: a gauge invariant Lagrangian of a theory with a number of real scalar fields  $\phi_i, i = 1, \dots, N_\phi$  and

spin- $\frac{1}{2}$  fields  $\psi_n, n = 1, \dots, N_\psi$ , with a single gauge symmetry and corresponding hermitian gauge fields  $A_\mu^a$ . We adopt the  $R_\xi$  gauge and  $\eta_a$  stands for the ghost fields. Everywhere summation over repeated indices is assumed.

$$\begin{aligned} \mathcal{L} = & -\frac{1}{4}F_{\mu\nu}^a F^{a\mu\nu} - \frac{1}{2\xi}(\partial_\mu A_\mu^a)^2 + \frac{1}{2}(D_\mu\phi)_i(D^\mu\phi)^i + \bar{\psi}(i\gamma^\mu D_\mu - M)\psi - \\ & + \partial_\mu\eta_a^* (\delta_{ab}\partial^\mu\eta_b + gf_{abc}\eta_b A_c^\mu) - \bar{\psi}\kappa^i\psi\phi_i - V(\phi) \end{aligned} \quad (2)$$

where

$$F_{\mu\nu}^a = \partial_\mu A_\nu^a - \partial_\nu A_\mu^a - gf_{abc}A_\mu^b A_\nu^c \quad (3)$$

The covariant derivative of a field  $\phi$  and  $\psi$  can be written as

$$D_\mu\phi = (\partial_\mu + ig\mathbf{T}^a A_\mu^a)\phi \quad (4)$$

$$D_\mu\psi = (\partial_\mu + ig\bar{\mathbf{T}}^a A_\mu^a)\psi \quad (5)$$

where  $g$  is the group constant. In general, scalar and fermion fields can transform under different representations of the gauge group, so there are two different sets of generators  $\mathbf{T}^a$  and  $\bar{\mathbf{T}}^a$  for scalar and fermion fields respectively. For each  $\phi_i$  scalar field and  $\psi_n$  fermion field one can write the covariant derivative in form of:

$$(D_\mu\phi)_i = \partial_\mu\phi_i + ig\mathbf{T}_{ij}^a A_\mu^a\phi_j \quad (6)$$

$$(D_\mu\psi)_n = \partial_\mu\psi_n + ig\bar{\mathbf{T}}_{nm}^a A_\mu^a\psi_m \quad (7)$$

Generators fulfil the following relations:

$$[\mathbf{T}^a, \mathbf{T}^b] = if_{abc}\mathbf{T}^c \quad (8)$$

$$C_1\delta_{ab} = f_{acd}f_{cdb} \quad (9)$$

$$\mathbf{T}_{ij}^a\mathbf{T}_{ji}^b = \mathbf{Tr}(\mathbf{T}^a\mathbf{T}^b) = C_2(R)\delta_{ab} \quad (10)$$

$$(\mathbf{T}^a\mathbf{T}^a)_{mn} = C_3\delta_{mn} \quad (11)$$

where  $f_{abc}$  are the structure constants, group factors  $C_1$  and  $C_3$  depends only on the group we consider, while  $C_2$  depends on specific representation  $R$ . All above equations can be simply written in terms of  $\bar{\mathbf{T}}^a$  generators.

There are also some constraints on the couplings and generators which result from the hermiticity and gauge invariance of the Lagrangian, some of them will be discussed later.

The potential  $V(\phi)$  to consider is no more than quartic in  $\phi$ . We omit cubic and quadratic terms as they are not relevant hereafter.

$$V(\phi) = \frac{1}{4!} h_{ijkl} \phi_i \phi_j \phi_k \phi_l + \text{lower-order terms} \quad (12)$$

We will only consider real scalar fields case. For complex scalars it is always possible to rewrite the Lagrangian in terms of real degrees of freedom and re-evaluate the result.

To proceed with the renormalization we write for the bare Lagrangian

$$\mathcal{L}_B = \mathcal{L} + \Delta\mathcal{L} \quad (13)$$

where the  $\Delta\mathcal{L}$  is for the counter terms. We assume the form of the bare Lagrangian to be the same as in the renormalised Lagrangian but with the bare fields (like  $\psi_B$  or  $\phi_B$ ) and coupling constants (like  $g_B$ ) replaced by the corresponding renormalised quantities.

We will assume such relationships between bare and renormalised fields:

$$(A_\mu^a)_B = (1 + \Delta Z_A)^{1/2} A_\mu^a = Z_A^{1/2} A_\mu^a \quad (14)$$

$$(\eta^a)_B = (1 + \Delta Z_\eta)^{1/2} \eta^a = Z_\eta^{1/2} \eta^a \quad (15)$$

$$(\psi_n)_B = ((1 + \Delta Z_\psi)^{1/2})_{nm} \psi_m = \left( Z_\psi^{1/2} \right)_{nm} \psi_m \quad (16)$$

$$(\phi_i)_B = ((1 + \Delta Z_\phi)^{1/2})_{ij} \phi_j = \left( Z_\phi^{1/2} \right)_{ij} \phi_j \quad (17)$$

Because Yukawa couplings in our considerations are hermitian, renormalization constant  $Z_\psi$  is generally a complex matrix.  $Z_\phi$  and  $Z_A$  must be real for real scalar and real vector fields.

Even at the 1-loop order renormalization, one needs to consider that there can be non-diagonal corrections to the propagators (see [1]). It was done in (16) and (17). In the case of the gauge field, as one can see in later discussions, it happens that 1-loop corrections are purely diagonal and we assumed this in (14). We will not discuss later the corrections for the ghost field, but they are diagonal too, as in (15).



Now we can write the counter terms for the Lagrangian (below only terms important for our calculations):

$$\begin{aligned}
\Delta\mathcal{L} = & -\frac{1}{4}\Delta Z_A(\partial_\mu A_{a\nu} - \partial_\nu A_{a\mu})(\partial^\mu A_a^\nu - \partial^\nu A_a^\mu) - \frac{K_\xi}{2\xi}(\partial_\mu A_a^\mu)^2 \\
& + \bar{\psi}\Delta Z_\psi i\gamma^\mu\partial_\mu\psi - \bar{\psi}\gamma^\mu\Delta g\bar{\mathbf{T}}^a\psi A_\mu^a - \bar{\psi}\Delta\kappa_i\psi\phi_i + \frac{1}{2}(\partial_\mu\phi)\Delta Z_\phi(\partial^\mu\phi) \\
& + \Delta Z_\eta\partial_\mu\eta_a^*\partial^\mu\eta_a - \frac{1}{4!}\Delta h_{ijkl}\phi_i\phi_j\phi_k\phi_l + \dots
\end{aligned} \tag{18}$$

$\Delta g$ ,  $\Delta\kappa_i$  and  $\Delta h_{ijkl}$  will be specified further while  $K_\xi$  is defined by the following relation:

$$(\xi)_B^{-1} = (1 + K_\xi) Z_A^{-1}\xi^{-1} \tag{19}$$

Bare coupling constants dependence on the renormalized quantities and the renormalization constants in general have a complicated form, because of the previously mentioned non-diagonality of the corrections to the propagator. There are different expressions for  $g_B$ , depending on the vertex we consider, and they result in some relationships between renormalization constants. In later discussion we will consider only the  $\bar{\psi}\psi A_\mu$  vertex to calculate the beta function of  $g$  coupling.

The formula for the bare coupling in terms of renormalized quantities is:

$$g_B\bar{T}_{nm}^a = (Z_\psi^{-1/2})_{nn'}^\dagger ((g + \Delta g)\bar{T}_{n'm'}^a) (Z_\psi^{-1/2})_{m'm} Z_A^{-1/2} \tag{20}$$

If we expand the formula using (14) and (16) we can get a relation as follows

$$\begin{aligned}
g_B\bar{T}_{nm}^a = & g\bar{T}_{nm}^a - \frac{1}{2}(\Delta Z_\psi^\dagger)_{nn'}g\bar{T}_{n'm}^a - \frac{1}{2}g\bar{T}_{nn'}^a(\Delta Z_\psi)_{n'm} \\
& - \frac{1}{2}g\bar{T}_{nm}^a\Delta Z_A + (\Delta g\bar{T}^a)_{nm} + \dots
\end{aligned} \tag{21}$$

As one can see, the general and complete relation between the bare and renormalized coupling is complicated - it includes not only the non-diagonal propagator corrections, but also the group generators. In section 1.3 we show that after specific calculations all the non-diagonal contributions cancel each other at the 1-loop accuracy. We can use this fact to simplify our result.

We define  $\Delta Z_\psi$  as the non-cancelling part of the  $(\Delta Z_\psi)_{mn}$ , which (as we can see in section 1.3) happens to be a number multiplying the generator  $\bar{T}^a$ . Similarly,  $\Delta\tilde{g}\bar{T}^a$  is the non-cancelling diagonal part of  $(\Delta g\bar{T}^a)_{nm}$  from  $\bar{\psi}\psi A_\mu$  vertex renormalization. And while the non-diagonal contributions cancel, the simplified equation for  $g_B$  takes the form

$$g_B = g - \frac{1}{2}g \Delta Z_A - g \Delta Z_\psi + \Delta\tilde{g} + \dots \quad (22)$$

where  $\Delta\tilde{g} = K_2 g$  with the renormalization constant  $K_2$ . For the beta function  $\beta(g)$  calculations in section 1.6 we will use the simplified formula.

For the Yukawa coupling constant and quadrilinear couplings, non-diagonal terms are present in the calculations and don't vanish.

$$\begin{aligned} (\kappa_{nm}^i)_B &= \sum_{i'n'm'} \left( (Z_\psi^\dagger)^{-1/2} \right)_{nn'} \left( Z_\psi^{-1/2} \right)_{m'm} \left( Z_\phi^{-1/2} \right)_{i'i} (\kappa_{n'm'}^{i'} + \Delta\kappa_{n'm'}^{i'}) \quad (23) \\ (h_{ijkl})_B &= \sum_{i'j'k'l'} \left( Z_\phi^{-1/2} \right)_{ii'} \left( Z_\phi^{-1/2} \right)_{jj'} \left( Z_\phi^{-1/2} \right)_{kk'} \left( Z_\phi^{-1/2} \right)_{ll'} (h_{i'j'k'l'} + \Delta h_{i'j'k'l'}) \quad (24) \end{aligned}$$

where we can express the  $\Delta\kappa_{nm}^i$  and  $\Delta h_{ijkl}$  as follows:

$$\Delta\kappa_{nm}^i = \sum_{i'j'k'l'} K_{inm}^{i'n'm'} \kappa_{n'm'}^{i'} \quad (25)$$

$$\Delta h_{ijkl} = \sum_{i'j'k'l'} L_{ijkl}^{i'j'k'l'} h_{i'j'k'l'} \quad (26)$$

## 1.2 Renormalization of propagators

We will regularise the divergent integrals adopting the dimensional regularization (we set the number of dimensions to be  $d = 4 - \epsilon$ ). Feynmann diagrams for a general gauge theory can be found in the Appendix A and remarks on calculating the symmetry factors can be found in [2]. At every step of the calculation we mention only the diagrams that contribute in dimensional regularization.

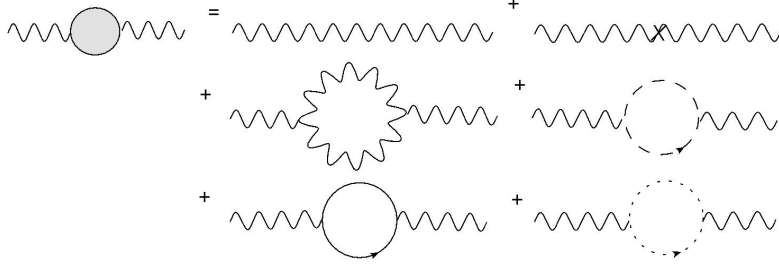


Figure 1: OPI self energy corrections to the vector boson propagator that contribute in dimensional regularization

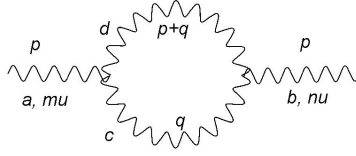


Diagram 2:

### 1.2.1 Two point function for a gauge field

One can draw the one particle irreducible (OPI) diagrams contributing in the dimensional regularization to the gauge boson propagator as in fig. 1.

We will do all the calculations step by step starting with the gauge fields loop (fig. 2). Here the symmetry factor is  $\frac{1}{2}$ , so the boson self-energy contribution takes the form:

$$(\text{diagram 2}) = \frac{1}{2} \mu^\epsilon g^2 f_{acd} f_{bcd} \int \frac{d^d q}{(2\pi)^d} \tilde{D}_F^{\sigma\tau}(p+q) \tilde{D}_F^{\lambda\rho}(q) J_{\sigma\mu\rho\tau\lambda\nu}(p, q) \quad (27)$$

where  $\tilde{D}_F^{\lambda\rho}$  is a gauge boson propagator and

$$J_{\sigma\mu\rho\tau\lambda\nu}(p, q) = [(p-q)_\sigma g_{\mu\rho} + (2q+p)_\mu g_{\rho\sigma} - (2p+q)_\rho g_{\mu\sigma}] \times [(p-q)_\tau g_{\lambda\nu} - (2p+q)_\lambda g_{\tau\nu} + (2q+p)_\nu g_{\tau\lambda}] \quad (28)$$

From (27) after some calculations one can get the divergent term.

$$(\text{diagram 2}) = \frac{ig^2 C_1 \delta_{ab}}{16\pi^2 \epsilon} \left[ \left( -\frac{11}{3} - 2\eta \right) p_\mu p_\nu + \left( \frac{19}{6} + \eta \right) p^2 g_{\mu\nu} \right] \quad (29)$$

where the group theory factor is defined in (9) and  $\eta = 1 - \xi$ .

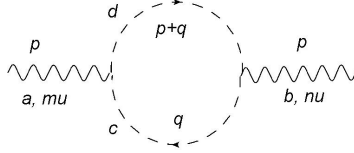


Diagram 3:

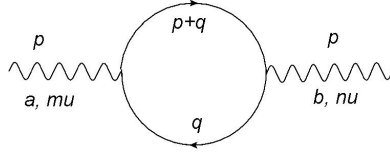


Diagram 4:

For calculating the ghost fields loop, the symmetry factor is 1 and there is a minus sign because of the closed loop of Grassmann fields.

$$(\text{diagram 3}) = (-1)g^2 f_{dca} f_{cdb} \int \frac{d^d q}{(2\pi)^d} (p+q)_\mu q_\nu \tilde{G}_F(p+q) \tilde{G}_F(q) \quad (30)$$

where  $\tilde{G}_F$  is a ghost propagator. Using (9) the contribution from fig. 3 takes a form

$$(\text{diagram 3}) = -g^2 C_1 \delta_{ab} \int \frac{d^d q}{(2\pi)^d} \frac{(p+q)_\mu q_\nu}{(p+q)^2 q^2} \quad (31)$$

with the final result of

$$(\text{diagram 3}) = \frac{ig^2 C_1 \delta_{ab}}{16\pi^2 \epsilon} \left( \frac{1}{3} p_\mu p_\nu + \frac{1}{6} p^2 g_{\mu\nu} \right) \quad (32)$$

For calculating the contribution from fermion fields, one has as before loop symmetry factor 1 and a minus sign for the closed loop of Grassmann fields.

$$(\text{diagram 4}) = -\mu^\epsilon g^2 \bar{C}_2 \delta_{ab} \int \frac{d^d q}{(2\pi)^d} \mathbf{Tr} \left( \gamma_\mu \tilde{S}_F(q) \gamma_\nu \tilde{S}_F(p+q) \right) \quad (33)$$

where (10) was adopted and  $\tilde{S}_F$  denotes the fermion propagator. To extract the pole term the easiest way, one can put fermion masses to zero and then obtain

$$(\text{diagram 4}) = -\frac{ig^2 \bar{C}_2 \delta_{ab}}{16\pi^2 \epsilon} \frac{8}{3} (-p_\mu p_\nu + p^2 g_{\mu\nu}) \quad (34)$$

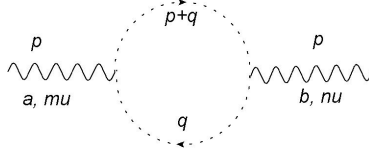


Diagram 5:

Calculating the scalar fields loop include symmetry factor  $\frac{1}{2}$ .

$$(\text{diagram 5}) = -\frac{1}{2}g^2\mathbf{T}_{ij}^a\mathbf{T}_{ji}^b \int \frac{d^d q}{(2\pi)^d} (2q+p)_\mu(2q+p)_\nu \tilde{D}_F(q)\tilde{D}_F(p+q) \quad (35)$$

Using the group theory factor from (10) and simplifying, one can get the formula

$$(\text{diagram 5}) = \frac{1}{2}g^2C_2\delta_{ab} \int \frac{d^d q}{(2\pi)^d} \frac{(2q+p)_\mu(2q+p)_\nu}{(p+q)^2q^2} \quad (36)$$

and a final result of:

$$(\text{diagram 5}) = -\frac{ig^2C_2\delta_{ab}}{16\pi^2\epsilon} \frac{1}{3} (-p_\mu p_\nu + p^2 g_{\mu\nu}) \quad (37)$$

From those results we can calculate the  $\Delta Z_A$  and  $K_\xi$  renormalization constants:

$$i\Delta Z_A(-p^2 g_{\mu\nu} + p_\mu p_\nu) - i\frac{1}{\xi}K_\xi p_\mu p_\nu = \frac{-ig^2}{16\pi^2\epsilon} \times \\ \times \left[ (-p^2 g_{\mu\nu} + p_\mu p_\nu) \left[ \frac{8}{3}\overline{C}_2 + \left(-\frac{10}{3} - \eta\right)C_1 + \frac{1}{3}C_2 \right] - (\eta C_1 + 4C_2)p_\mu p_\nu \right]$$

$$\Delta Z_A = \frac{-g^2}{16\pi^2\epsilon} \left[ \left(-\frac{10}{3} - \eta\right)C_1 + \frac{8}{3}\overline{C}_2 + \frac{1}{3}C_2 \right] \quad (38)$$

$$K_\xi = -\frac{\xi g^2}{16\pi^2\epsilon} (\eta C_1 + 4C_2) \quad (39)$$

### 1.2.2 Two point function for a fermion field

Only two diagrams contribute to the renormalised propagator at the 1-loop accuracy. They are shown in fig.6.

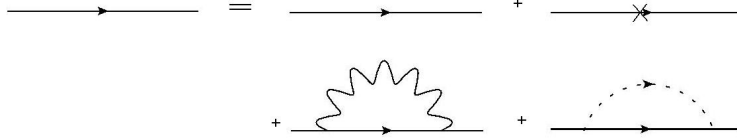


Figure 6: OPI self energy corrections to the fermion propagator that contribute in dimensional regularization

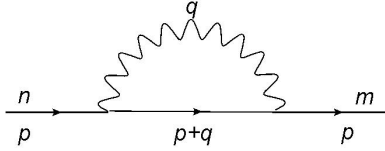


Diagram 7:

$$(\text{diagram 7}) = -g^2 \bar{C}_3 \delta_{mn} \int \frac{d^d q}{(2\pi)^d} \left( \gamma_\mu \tilde{S}_F(p+q) \gamma_\nu \right)_{\beta\alpha} \tilde{D}_F^{\mu\nu}(q) \quad (40)$$

To calculate the pole term in (diagram 7) we put  $m = 0$  in denominator and use the following identities:

$$\gamma^\mu \gamma_\mu = d \mathbf{I} \quad (41)$$

$$\gamma^\mu \gamma_\rho \gamma_\mu = (2-d) \gamma_\rho \quad (42)$$

And after some simple calculations one can obtain the result of:

$$(\text{diagram 7}) = \frac{2ig^2 \bar{C}_3 \delta_{mn} (1-\eta)}{16\pi^2 \epsilon} (\not{p})_{\beta\alpha} \quad (43)$$

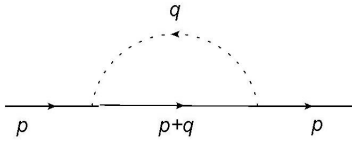


Diagram 8:

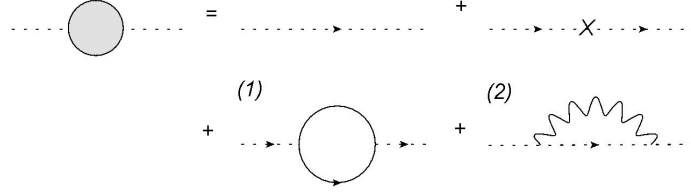


Figure 9: OPI self energy corrections to the scalar field that contribute in dimensional regularization

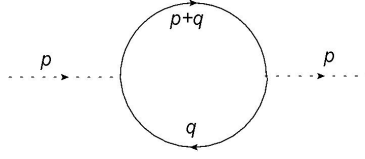


Diagram 10:

For the scalar contribution we have no additional factors, so the pole term can be calculated from:

$$(\text{diagram 8}) = -\kappa_{mn'}^i \kappa_{n'n}^i \int \frac{d^d q}{(2\pi)^d} \left( \tilde{S}_F(p+q) \right)_{\beta\alpha} \tilde{D}_F(q) \quad (44)$$

with the result of:

$$(\text{diagram 8}) = \frac{i(\kappa^i \kappa^i)_{mn}}{16\pi^2 \epsilon} (\not{p})_{\beta\alpha} \quad (45)$$

Hence, using the Feynman rules for the counterterms from the Appendix A, one can evaluate the fermion propagator counterterm:

$$\frac{1}{2} \left( \Delta Z_{\Psi}^{\dagger} + \Delta Z_{\Psi} \right)_{mn} = -\frac{2g^2 \bar{C}_3 \delta_{mn} (1-\eta)}{16\pi^2 \epsilon} - \frac{(\kappa^i \kappa^i)_{mn}}{16\pi^2 \epsilon} \quad (46)$$

### 1.2.3 Two point function for a scalar field

In diagram 10 one has to include a  $(-1)$  factor from the fermion closed loop.

$$(\text{diagram 10}) = \mathbf{Tr} (\kappa^i \kappa^j) \int \frac{d^d q}{(2\pi)^d} \mathbf{Tr} \left( \tilde{S}_F(p+q) \tilde{S}_F(q) \right) \quad (47)$$

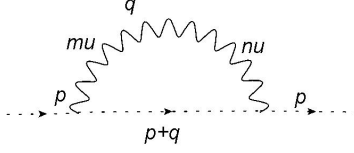


Diagram 11:

The important term for beta function calculations is the pole term proportional to the  $p^2$ , so by putting  $m$  equal to zero, one can evaluate the pole term simpler and get the result of:

$$(\text{diagram 10}) = \frac{4ip^2 \mathbf{Tr}(\kappa^i \kappa^j)}{16\pi^2 \epsilon} \quad (48)$$

For the gauge boson contribution one gets:

$$(\text{diagram 11}) = -g^2 \mathbf{T}_{ii'}^a \mathbf{T}_{i'j}^a \int \frac{d^d q}{(2\pi)^d} (2p+q)_\mu (2p+q)_\nu \tilde{D}_F(p+q) \tilde{D}_F^{\mu\nu}(q) \quad (49)$$

Using (11) and simplifying one can get the result of:

$$(\text{diagram 11}) = -\frac{ig^2 p^2}{16\pi^2 \epsilon} (4+2\eta) C_3 \delta_{ij} \quad (50)$$

Using those results one can calculate the  $\Delta Z_\phi$  renormalization constants.

$$(\Delta Z_\phi)_{ij} = -\frac{4\mathbf{Tr}(\kappa^i \kappa^j)}{16\pi^2 \epsilon} + \frac{g^2}{16\pi^2 \epsilon} (4+2\eta) C_3 \delta_{ij} \quad (51)$$

### 1.3 Renormalization of fermion-fermion-vector boson coupling

For all diagrams in fig. 12 there are no additional symmetry factors. In most cases, the evaluation of the pole term can be done the easiest way with masses and the momentum carried by the gauge boson equal to zero (it can be done when the counter terms for vertices have no momentum or mass dependence). The full expression for the first diagram is:

$$(\text{diagram 13}) = i \sum_{n'm'} g \kappa_{mm'}^i \bar{\mathbf{T}}_{m'n'}^a \kappa_{n'n}^i \int \frac{d^d k}{(2\pi)^d} \left( \tilde{S}_F(p+k+q) \gamma_\mu \tilde{S}_F(p+k) \right) \tilde{D}_F(k) \quad (52)$$



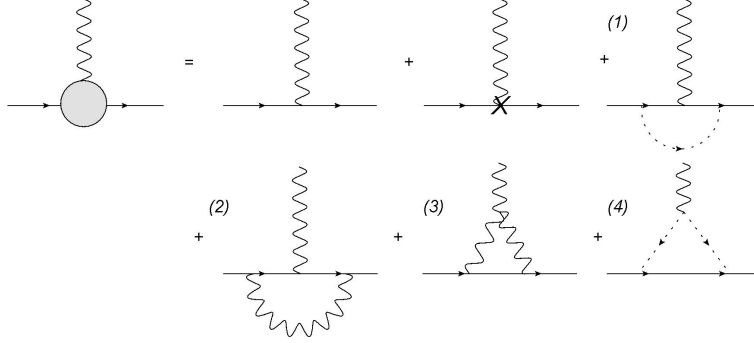


Figure 12: Corrections to the  $\bar{\psi}\psi A_\mu$  coupling

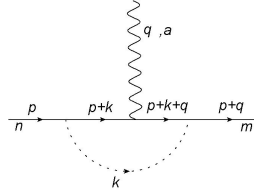


Diagram 13:

After some simplifications, the integral we are interested in, takes the form:

$$(\text{diagram 13}) = g \sum_{n'm'} g \kappa_{mm'}^i \bar{\mathbf{T}}_{m'n'}^a \kappa_{n'n}^i \int \frac{d^d k}{(2\pi)^d} \frac{(p+k)^\alpha (p+k)^\beta}{k^2 (p+k)^2 (p+k)^2} \gamma_\alpha \gamma_\mu \gamma_\beta \quad (53)$$

Using the equality

$$\gamma_\mu \gamma_\alpha \gamma^\mu = (2-d) \gamma_\alpha \quad (54)$$

one can get the final result

$$(\text{diagram 13}) = -\frac{ig (\kappa^i \bar{\mathbf{T}}^a \kappa^i)_{mn}}{16\pi^2 \epsilon} \gamma_\mu \quad (55)$$

To evaluate contribution from diagram 14 one needs to simplify the group theory factor.

$$(\text{diagram 14}) = g^2 g (\bar{\mathbf{T}}^b \bar{\mathbf{T}}^a \bar{\mathbf{T}}^b)_{mn} \int \frac{d^d k}{(2\pi)^d} \tilde{D}_F^{\nu\rho}(k) \left[ \gamma_\rho \tilde{S}_F(p+q+k) \gamma_\mu \tilde{S}_F(p+k) \gamma_\nu \right] \quad (56)$$

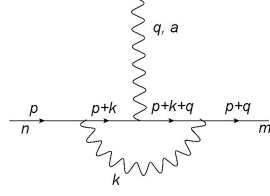


Diagram 14:

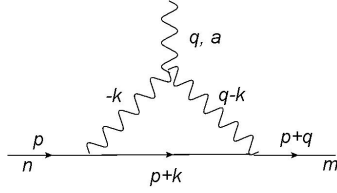


Diagram 15:

$$\begin{aligned}
(\overline{\mathbf{T}}^b \overline{\mathbf{T}}^a \overline{\mathbf{T}}^b)_{nm} &= \frac{1}{2} \left( \overline{\mathbf{T}}^b \overline{\mathbf{T}}^b \overline{\mathbf{T}}^a + i f_{abc} \overline{\mathbf{T}}^b \overline{\mathbf{T}}^c \right)_{nm} + \frac{1}{2} \left( \overline{\mathbf{T}}^a \overline{\mathbf{T}}^b \overline{\mathbf{T}}^b - i f_{abc} \overline{\mathbf{T}}^c \overline{\mathbf{T}}^b \right)_{nm} = \\
&= \left( \overline{C}_3 - \frac{1}{2} C_1 \right) \overline{\mathbf{T}}^a_{nm} \quad (57)
\end{aligned}$$

We use the previously mentioned simplification to calculate the pole term. With some help of the identity

$$\gamma_\rho \gamma_\lambda \gamma_\mu \gamma_\nu \gamma^\rho = -2\gamma_\mu \gamma_\nu \gamma_\lambda + (2-d)\gamma_\lambda \gamma_\mu \gamma_\nu \quad (58)$$

one can obtain the result

$$(\text{diagram 14}) = -\frac{2ig^3(\overline{C}_3 - \frac{1}{2}C_1)(1-\eta)}{16\pi^2} \overline{\mathbf{T}}^a_{mn} \gamma_\mu \quad (59)$$

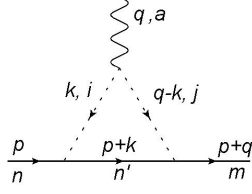


Diagram 16:

To evaluate contribution from diagram 15 we need to calculate the following expression:

$$\begin{aligned}
(\text{diagram 15}) &= ig^3 \sum_{b,c} f_{abc} (\bar{\mathbf{T}}^c \bar{\mathbf{T}}^b)_{mn} \int \frac{d^d k}{(2\pi)^d} \tilde{D}_F^{\tau\rho}(q-k) \tilde{D}_F^{\nu\sigma}(k) \left[ \gamma_\tau \tilde{S}_F(p+k) \gamma_\sigma \right] \times \\
&\quad \times [(2k-q)_\mu g_{\nu\rho} - (q+k)_\rho g_{\mu\nu} + (2q-q)_\nu g_{\rho\mu}] \quad (60)
\end{aligned}$$

One can express the group theory factor using  $C_1$  as follows:

$$\sum_{b,c} f_{abc} \bar{\mathbf{T}}^c \bar{\mathbf{T}}^b = -i \sum_b [\bar{\mathbf{T}}^a, \bar{\mathbf{T}}^b] \bar{\mathbf{T}}^b = -\frac{i}{2} C_1 \bar{\mathbf{T}}^a \quad (61)$$

With the same procedure as before we find the pole term:

$$(\text{diagram 15}) = -\frac{3ig^3 C_1 (1+\xi)}{2 \cdot 16\pi^2 \epsilon} (\bar{\mathbf{T}}^a)_{mn} \gamma_\mu \quad (62)$$

To evaluate contribution from diagram 16 one needs to extract the pole term from the following expression:

$$\begin{aligned}
(\text{diagram 16}) &= ig \mathbf{T}_{ij}^a \kappa_{mn'}^j \kappa_{n'n}^i \times \\
&\quad \times \int \frac{d^d k}{(2\pi)^d} \tilde{S}_F(p+k) \tilde{D}_F(k) \tilde{D}_F(q-k) (2k-q) \quad (63)
\end{aligned}$$

which simplifies to the form

$$(\text{diagram 16}) = \mathbf{T}_{ij}^a \kappa_{mn'}^j \kappa_{n'n}^i \frac{ig}{16\pi^2 \epsilon} \gamma^\mu \quad (64)$$

As we have previously mentioned in section 1.1, all the 1-loop non diagonal corrections that occur in the equation (21) cancel each other out. Cancelling diagrams are shown in fig. 17.

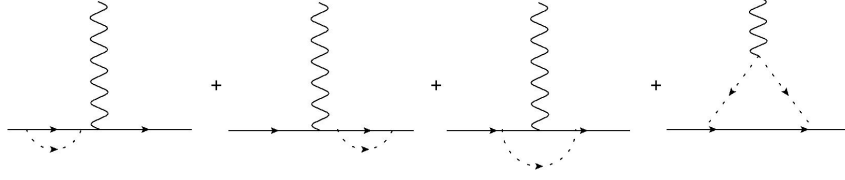


Figure 17: One particle reducible corrections to  $\bar{\psi}\psi A_\mu$  coupling that cancel each other.

We will write partially the equation (21) - only with contributions from diagrams in fig. (17). Assuming that the renormalization matrix  $Z_\psi$  is hermitian we get

$$g_B \bar{\mathbf{T}}_{nm}^a = g \bar{\mathbf{T}}_{nm}^a + \frac{1}{16\pi^2\epsilon} \left( \frac{1}{2} \kappa_{mm'}^i \kappa_{m'n'}^i \bar{\mathbf{T}}_{n'n}^a + \frac{1}{2} \bar{\mathbf{T}}_{mm'}^a \kappa_{m'n'}^i \kappa_{n'n}^i - \kappa_{mm'}^i \bar{\mathbf{T}}_{m'n'}^a \kappa_{n'n}^i + \mathbf{T}_{ij}^a \kappa_{mn'}^j \kappa_{n'n}^i \right) + \dots \quad (65)$$

To show the cancellation, one needs to consider how fermion and scalar fields change under infinitesimal gauge transformation.

$$\psi'_n = \psi_n - ig \bar{\mathbf{T}}_{nm}^a \Lambda^a \psi_m \quad (66)$$

$$\bar{\psi}'_n = \bar{\psi}_n + ig \bar{\psi}_m \bar{\mathbf{T}}_{mn}^a \Lambda^a \quad (67)$$

$$\phi'_i = \phi_j - ig \mathbf{T}_{ij}^a \Lambda^a \phi_j \quad (68)$$

From the invariance of the Yukawa term under gauge symmetry one can get a relation between the Yukawa coupling and gauge transformation generators.

$$\mathbf{T}_{ji}^a \kappa_{nm}^j = \bar{\mathbf{T}}_{nn'}^a \kappa_{n'm}^i - \kappa_{nn'}^i \bar{\mathbf{T}}_{n'm}^a = [\bar{\mathbf{T}}^a, \kappa^i]_{n'm} \quad (69)$$

which guarantees that

$$\frac{1}{2} \kappa_{mm'}^i \kappa_{m'n'}^i \bar{\mathbf{T}}_{n'n}^a + \frac{1}{2} \bar{\mathbf{T}}_{mm'}^a \kappa_{m'n'}^i \kappa_{n'n}^i - \kappa_{mm'}^i \bar{\mathbf{T}}_{m'n'}^a \kappa_{n'n}^i + \mathbf{T}_{ij}^a \kappa_{mn'}^j \kappa_{n'n}^i = 0 \quad (70)$$

Now we can simplify the equation (21) to the form (22), where  $K_2$  and  $\Delta Z_\psi$  are as follows:

$$K_2 = - \left( \frac{3}{2} C_1 + \frac{1}{2} C_1 \xi + 2 \bar{C}_3 \xi \right) \frac{ig^2}{16\pi^2\epsilon} \quad (71)$$

$$\Delta Z_\psi = \frac{g^2}{16\pi^2\epsilon} (4 + 2\eta) C_3 \quad (72)$$

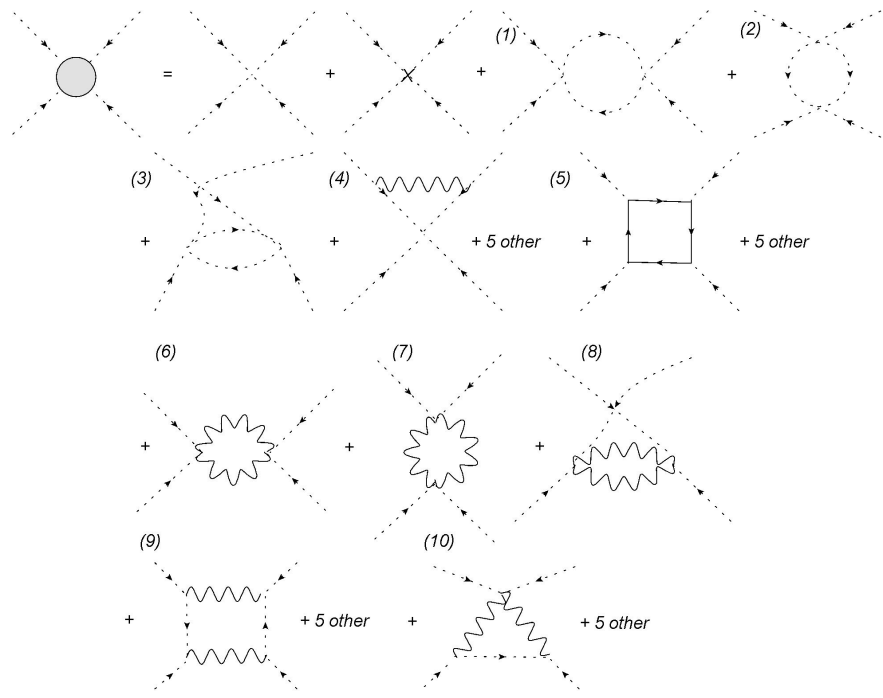


Figure 18: Quadrilinear scalar coupling corrections that contribute in dimensional regularization

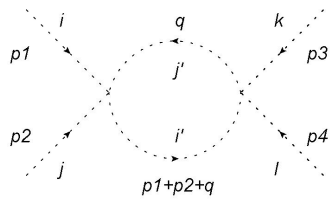


Diagram 19:

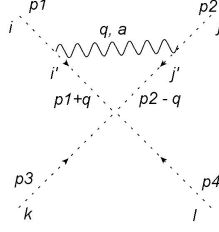


Diagram 20:

## 1.4 Renormalization of $\phi^4$ interaction

All contributing diagrams to the 1-loop renormalization of  $\phi^4$  interaction are shown in fig. 18. In diagram 19 there is a symmetry factor  $\frac{1}{2}$ , and one should sum over all  $i', j'$  scalar fields.

$$(\text{diagram 19}) = -\frac{1}{2} \sum_{i', j'} h_{ij i' j'} h_{i' j' kl} \int \frac{d^d q}{(2\pi)^d} \tilde{D}_F(p_1 + p_2 + q) \tilde{D}_F(q) \quad (73)$$

For two similar diagrams, but with differently connected scalar lines, the expressions are analogous. Summing them together result in:

$$(\text{diagram 19} + 2 \text{ other}) = \frac{i}{16\pi^2 \epsilon} \sum_{i', j'} (h_{ij i' j'} h_{i' j' kl} + h_{ik i' j'} h_{i' j' jl} + h_{kj i' j'} h_{i' j' il}) \quad (74)$$

There are 6 diagrams of the type shown on 20. Evaluating the contribution from 20 one can get:

$$(\text{diagram 20}) = ig^2 \sum_{i', j'} \sum_a \mathbf{T}_{ii'}^a \mathbf{T}_{jj'}^a h_{i' j' kl} \int \frac{d^d q}{(2\pi)^d} (2p_1 + q)_\mu (2p_2 - q)_\nu \times \\ \times \tilde{D}_F^{\mu\nu}(q) \tilde{D}_F(p_2 - q) \tilde{D}_F(p_1 + q) \quad (75)$$

$$(\text{diagram 20}) = \sum_{i', j'} \sum_a \mathbf{T}_{ii'}^a \mathbf{T}_{jj'}^a h_{i' j' kl} \frac{2ig^2(1 - \eta)}{16\pi^2 \epsilon} \quad (76)$$

For a full contribution we sum all the diagrams of this type.

$$\begin{aligned}
(\text{diagram 20} + 5 \text{ other}) &= \frac{2ig^2(1-\eta)}{16\pi^2\epsilon} \times \\
&\times \sum_a \sum_{b,c} (\mathbf{T}_{ib}^a \mathbf{T}_{jc}^a h_{bckl} + \mathbf{T}_{ib}^a \mathbf{T}_{kc}^a h_{bjcl} + \mathbf{T}_{ib}^a \mathbf{T}_{lc}^a h_{bjkc} + \\
&+ \mathbf{T}_{jb}^a \mathbf{T}_{kc}^a h_{ibcl} + \mathbf{T}_{jb}^a \mathbf{T}_{lc}^a h_{ibkc} + \mathbf{T}_{kb}^a \mathbf{T}_{lc}^a h_{ijbc}) \quad (77)
\end{aligned}$$

To simplify this expression we will use an identity obtained from the quadrilinear term invariance under infinitesimal gauge transformation.

$$\mathbf{T}_{ii'}^a h_{i'jkl} + \mathbf{T}_{jj'}^a h_{ij'kl} + \mathbf{T}_{kk'}^a h_{ij'k'l} + \mathbf{T}_{ll'}^a h_{ij'kl'} = 0 \quad (78)$$

and write the factor containing generators in a form:

$$\begin{aligned}
&\mathbf{T}_{ii'}^a \mathbf{T}_{jj'}^a h_{i'j'kl} + \mathbf{T}_{ii'}^a \mathbf{T}_{kk'}^a h_{i'j'k'l} + \mathbf{T}_{ii'}^a \mathbf{T}_{ll'}^a h_{i'j'kl'} + \\
&\mathbf{T}_{jj'}^a \mathbf{T}_{kk'}^a h_{ij'k'l} + \mathbf{T}_{jj'}^a \mathbf{T}_{ll'}^a h_{ij'k'l'} + \mathbf{T}_{kk'}^a \mathbf{T}_{ll'}^a h_{ij'k'l'} = \quad (79)
\end{aligned}$$

$$\begin{aligned}
&= \frac{1}{2} (\mathbf{T}_{ii'}^a \mathbf{T}_{jj'}^a h_{i'j'kl} + \mathbf{T}_{ii'}^a \mathbf{T}_{kk'}^a h_{i'j'k'l} + \mathbf{T}_{ii'}^a \mathbf{T}_{ll'}^a h_{i'j'kl'} + \mathbf{T}_{jj'}^a \mathbf{T}_{ii'}^a h_{i'j'kl} + \\
&+ \mathbf{T}_{jj'}^a \mathbf{T}_{kk'}^a h_{ij'k'l} + \mathbf{T}_{jj'}^a \mathbf{T}_{ll'}^a h_{ij'k'l'} + \mathbf{T}_{kk'}^a \mathbf{T}_{ii'}^a h_{i'j'k'l} + \mathbf{T}_{kk'}^a \mathbf{T}_{jj'}^a h_{ij'k'l} + \\
&+ \mathbf{T}_{kk'}^a \mathbf{T}_{ll'}^a h_{ij'k'l'} + \mathbf{T}_{ll'}^a \mathbf{T}_{ii'}^a h_{i'j'kl'} + \mathbf{T}_{ll'}^a \mathbf{T}_{jj'}^a h_{ij'k'l'} + \mathbf{T}_{ll'}^a \mathbf{T}_{kk'}^a h_{ij'k'l'}) \quad (80)
\end{aligned}$$

$$\begin{aligned}
&= -\frac{1}{2} \mathbf{T}_{ii'}^a \mathbf{T}_{i'i''}^a h_{i''jkl} - \frac{1}{2} \mathbf{T}_{jj'}^a \mathbf{T}_{j'j''}^a h_{ij''kl} - \frac{1}{2} \mathbf{T}_{kk'}^a \mathbf{T}_{k'k''}^a h_{ijk''l} - \frac{1}{2} \mathbf{T}_{ll'}^a \mathbf{T}_{l'l''}^a h_{ij'kl''} \\
&= -2C_3 h_{ijkl} \quad (81)
\end{aligned}$$

Now we can write the result in a simpler form:

$$(\text{diagram 20} + 5 \text{ others}) = -\frac{4ig^2(1-\eta)C_3\delta_{ij}}{16\pi^2\epsilon} \quad (82)$$

Diagram 21 has to be considered with  $(-1)$  factor from a closed fermion loop.

$$\begin{aligned}
(\text{diagram 21}) &= -\mathbf{Tr}(\kappa_j \kappa_i \kappa_k \kappa_l) \int \frac{d^d q}{(2\pi)^d} \times \\
&\times \mathbf{Tr} \left( \tilde{S}_F(p_1 + p_2 + p_4 + q) \tilde{S}_F(p_1 + p_2 + q) \tilde{S}_F(p_1 + q) \tilde{S}_F(q) \right) \quad (83)
\end{aligned}$$

To extract the pole term from this integral one can use the following identity.

$$\mathbf{Tr}(\gamma_\alpha \gamma_\beta \gamma_\mu \gamma_\nu) = 4 (g^{\alpha\beta} g^{\mu\nu} - g^{\alpha\mu} g^{\beta\nu} + g^{\alpha\nu} g^{\mu\beta}) \quad (84)$$

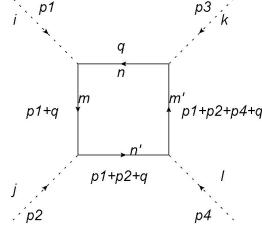


Diagram 21:

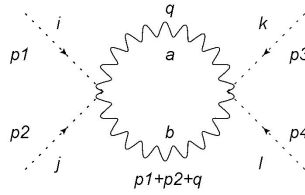


Diagram 22:

There are 5 other diagrams similar to 21. To simplify the result including all of them, we will introduce such quantity:

$$A_{ijkl} = \mathbf{Tr} (\kappa_i \kappa_j \{ \kappa_l, \kappa_k \} + \kappa_i \kappa_k \{ \kappa_j, \kappa_l \} + \kappa_i \kappa_l \{ \kappa_j, \kappa_k \}) \quad (85)$$

Then the final contribution is:

$$(\text{diagram 21} + \text{other}) = -\frac{8iA_{ijkl}}{16\pi^2\epsilon} \quad (86)$$

Diagram 22 has a symmetry factor  $\frac{1}{2}$ .

$$\begin{aligned} (\text{diagram 22}) = & -\frac{1}{2}g^4 (\mathbf{T}_{ni}^a \mathbf{T}_{nj}^b + \mathbf{T}_{nj}^a \mathbf{T}_{ni}^b) (\mathbf{T}_{mk}^a \mathbf{T}_{ml}^b + \mathbf{T}_{ml}^a \mathbf{T}_{mk}^b) \times \\ & \times \int \frac{d^d q}{(2\pi)^d} \tilde{D}_F^{\alpha\beta}(p_1 + p_2 + q) \tilde{D}_F^{\mu\nu}(q) g_{\mu\alpha} g_{\beta\nu} \quad (87) \end{aligned}$$

To calculate the contribution from this kind of diagrams one needs to perform the following integration:

$$\int \frac{d^d q}{(2\pi)^d} \tilde{D}_F^{\mu\nu}(p + q) \tilde{D}_{\mu\nu F}(q) = -\frac{2i(4 - 2\eta + \eta^2)}{16\pi^2\epsilon} \quad (88)$$



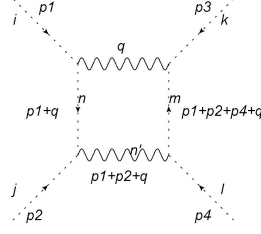


Diagram 23:

To simplify the result including other similar diagrams, it is convenient to introduce the following constant

$$B_{ijkl} = \{\mathbf{T}^a, \mathbf{T}^b\}_{ij} \{\mathbf{T}^a, \mathbf{T}^b\}_{kl} + \{\mathbf{T}^a, \mathbf{T}^b\}_{ik} \{\mathbf{T}^a, \mathbf{T}^b\}_{jl} + \{\mathbf{T}^a, \mathbf{T}^b\}_{il} \{\mathbf{T}^a, \mathbf{T}^b\}_{jk} \quad (89)$$

where

$$\mathbf{T}_{ni}^a \mathbf{T}_{nj}^b + \mathbf{T}_{nj}^a \mathbf{T}_{ni}^b = -\{\mathbf{T}^a, \mathbf{T}^b\}_{ij} \quad (90)$$

Using this notation one can write the result as follows

$$(\text{diagram 22} + \text{other}) = \frac{ig^4 B_{ijkl}}{16\pi^2 \epsilon} (4 - 2\eta + \eta^2) = \frac{ig^4 B_{ijkl}}{16\pi^2 \epsilon} (3 + (1 - \eta)^2) \quad (91)$$

There are 6 diagrams of type 23 to include in our calculations. Contribution from diagram 23 takes the form:

$$\begin{aligned} (\text{diagram 23}) &= g^4 (\mathbf{T}_{in}^a \mathbf{T}_{jn}^b \mathbf{T}_{km}^a \mathbf{T}_{lm}^b) \times \\ &\times \int \frac{d^d q}{(2\pi)^d} \tilde{D}_F^{\alpha\beta}(p_1 + p_2 + q) \tilde{D}_F^{\mu\nu}(q) \tilde{D}_F(p_1 + p_2 + p_4 + q) \tilde{D}_F(p_1 + q) \times \\ &\times (2p_1 + q)_\mu (p_3 - p_1 - p_2 - p_4 - q)_\nu (2p_4 + p_1 + p_2 + q)_\beta (p_2 - p_1 - q)_\alpha \end{aligned} \quad (92)$$

Being interested only in extracting the pole of this integral one can get after some simplifications the following form

$$\begin{aligned} (\text{diagram 23}) &= -g^4 (1 - \eta)^2 (\mathbf{T}_{in}^a \mathbf{T}_{jn}^b \mathbf{T}_{km}^a \mathbf{T}_{lm}^b) \times \\ &\times \int \frac{d^d q}{(2\pi)^d} \tilde{D}_F(p_1 + p_2 + p_4 + q) \tilde{D}_F(p_1 + q) \end{aligned} \quad (93)$$

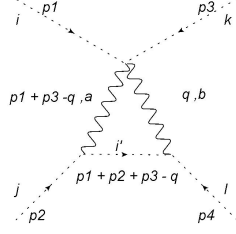


Diagram 24:

With the result

$$(\text{diagram 23}) = (\mathbf{T}_{in}^a \mathbf{T}_{jn}^b \mathbf{T}_{km}^a \mathbf{T}_{lm}^b) \frac{2ig^4(1-\eta)^2}{16\pi^2\epsilon} \quad (94)$$

One needs to consider other similar diagrams with permutations of the  $i, j, k, l$  indices. The final result reads:

$$(\text{diagram 23} + \text{other}) = \frac{ig^4 B_{ijkl}}{16\pi^2\epsilon} (1-\eta)^2 \quad (95)$$

There are 6 diagrams of type 24 to include in the calculations. Symmetry factor for these diagrams is 1.

$$\begin{aligned} (\text{diagram 24}) &= -ig^4 g^{\alpha\mu} \{\mathbf{T}^a, \mathbf{T}^b\}_{ik} \mathbf{T}_{ji'}^a \mathbf{T}_{il}^b \int \frac{d^d q}{(2\pi)^d} \tilde{D}_F^{\mu\nu}(q) \tilde{D}_F(p_1 + p_2 + p_3 - q) \\ &\times \tilde{D}_F^{\alpha\beta}(p_1 + p_2 - q)(p_1 + 2p_2 + p_3 - q)_\beta (p_1 + p_2 + p_3 - p_4 - q)_\nu \end{aligned} \quad (96)$$

After considering other similar diagrams with permutations of the  $i, j, k, l$  indices we have

$$(\text{diagram 24} + \text{other}) = -\frac{2ig^4 B_{ijkl}}{16\pi^2\epsilon} (1-\eta)^2 \quad (97)$$

The final result for the renormalization constant is below. As we can see, the gauge fixing parameter cancels within 6th to 10th diagram (see figure 18) and only the term proportional to  $C_3$  (originating from the 4th diagram) depends on the gauge choice.

$$\begin{aligned} iL_{ijkl}^{i'j'k'l'} h_{i'j'k'l'} &= \frac{3ig^4 B_{ijkl}}{16\pi^2\epsilon} - \frac{8iA_{ijkl}}{16\pi^2\epsilon} + \frac{i}{16\pi^2\epsilon} \sum_{i'j'} (h_{ij'i'j'} h_{i'j'kl} + \\ &+ h_{iki'j'} h_{i'j'jl} + h_{kj'i'j'} h_{i'j'il}) - \frac{4ig^2(1-\eta)C_3\delta_{ij}}{16\pi^2\epsilon} \end{aligned} \quad (98)$$

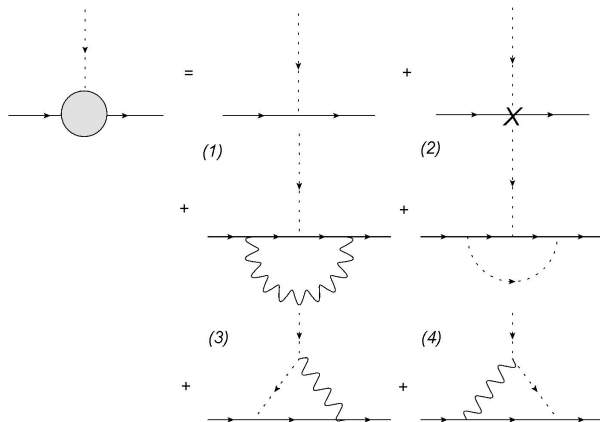


Figure 25: Corrections to the Yukawa that contribute in dimensional regularization

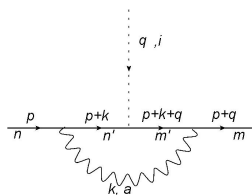


Diagram 26:

## 1.5 Renormalization of Yukawa interaction

Diagrams contributing to the renormalization of Yukawa interaction are shown in fig. 25.

In diagram 26 the symmetry factor is equal to 1 and one should sum over all  $n'$  and  $m'$  indices for fermion fields and over  $a$  for gauge fields.

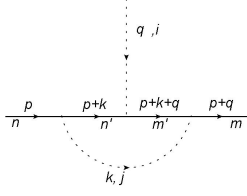


Diagram 27:

$$\begin{aligned}
 (\text{diagram 26}) &= ig^2 \sum_{n', m', a} (\bar{\mathbf{T}}_{mm'}^a \kappa_{m'n'}^i \mathbf{T}_{n'n}^a) \times \\
 &\times \int \frac{d^d k}{(2\pi)^d} \tilde{D}_F^{\mu\nu}(k) \gamma_\mu \tilde{S}_F(p+k+q) \tilde{S}_F(p+k) \gamma_\nu \quad (99)
 \end{aligned}$$

After performing the integral one can write the pole term as follows

$$(\text{diagram 26}) = \sum_a (\bar{\mathbf{T}}^a \kappa^i \mathbf{T}^a)_{mn} \frac{2ig^2(-4+\eta)}{16\pi^2\epsilon} \quad (100)$$

In diagram 27 one also sums over  $n'$  and  $m'$  indices of the fermion fields and  $i$  index for the scalar field.

$$(\text{diagram 27}) = i \sum_{n', m', j} (\kappa_{mm'}^j \kappa_{m'n'}^i \kappa_{n'n}^j) \int \frac{d^d k}{(2\pi)^d} \tilde{D}_F(k) \tilde{S}_F(p+k+q) \tilde{S}_F(p+k) \quad (101)$$

The pole term contribution reads

$$(\text{diagram 27}) = \sum_j (\kappa^j \kappa^i \kappa^j)_{mn} \frac{2i}{16\pi^2\epsilon} \quad (102)$$

The last two diagrams to consider are very similar to each other and do not require any new calculation tricks.

$$(\text{diagram 28}) = -ig^2 \sum_{n', j, a} \bar{\mathbf{T}}_{mn'}^a \kappa_{n'n}^j \mathbf{T}_{ij}^a \int \frac{d^d k}{(2\pi)^d} \gamma_\nu \tilde{S}_F(p+k) \tilde{D}_F(k) (q+k)_\mu \tilde{D}_F^{\mu\nu}(q-k) \quad (103)$$

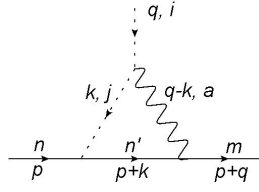


Diagram 28:

The result is:

$$(\text{diagram 28}) = -g^2 \sum_{n',j,a} \bar{\mathbf{T}}_{mn'}^a \kappa_{n'n}^j \mathbf{T}_{ij}^a \frac{i(-2+2\eta)}{16\pi^2\epsilon} \quad (104)$$

Now we can add contribution from the second look-alike diagram, receiving:

$$(\text{diagram 28} + \text{other}) = g^2 \sum_{n',j,a} \left( -\bar{\mathbf{T}}_{mn'}^a \kappa_{n'n}^j \mathbf{T}_{ij}^a + \kappa_{mn'}^j \bar{\mathbf{T}}_{n'n}^a \mathbf{T}_{ij}^a \right) \frac{i(-2+2\eta)}{16\pi^2\epsilon} \quad (105)$$

This way one can calculate  $\Delta\kappa$  (see (23) and (25))

$$\begin{aligned} iK_{imn}^{i'm'n'} \kappa_{m'n'}^{i'} &= \sum_a (\bar{\mathbf{T}}^a \kappa^i \bar{\mathbf{T}}^a)_{mn} \frac{2ig^2(-4+\eta)}{16\pi^2\epsilon} + \sum_j (\kappa^j \kappa^i \kappa^j)_{mn} \frac{2i}{16\pi^2\epsilon} \\ &+ g^2 \sum_{n',j,a} (\kappa_{mn'}^j \bar{\mathbf{T}}_{n'n}^a - \bar{\mathbf{T}}_{mn'}^a \kappa_{n'n}^j) \mathbf{T}_{ij}^a \frac{i(-2+2\eta)}{16\pi^2\epsilon} \end{aligned} \quad (106)$$

## 1.6 Calculating beta functions

To calculate beta functions in our generic gauge theory, we need relations between bare and renormalized coupling constants (see equations (19), (22), (23) or (24)). We will start from finding the expression for the beta function of the  $g$ -coupling. We repeat the relation between  $g_B$  and renormalized coupling  $g$  from equation (22), also including the previously omitted renormalization scale  $\mu$  factor, coming from the consistence of units in the dimensional regularization scheme.

$$g_B = \left( g - \frac{1}{2} \Delta Z_A g - \Delta Z_\psi g + K_2 g + \dots \right) \mu^{\epsilon/2} = Z_g g \mu^{\epsilon/2} \quad (107)$$

Since  $g_B$  does not depend on the scale  $\mu$ , one gets

$$\mu \frac{dg_B}{d\mu} = 0 = \mu \frac{d}{d\mu} (Z_g g \mu^{\epsilon/2}) \quad (108)$$

$$0 = \frac{\epsilon}{2} Z_g g + \mu g \frac{dZ_g}{d\mu} + \mu Z_g \frac{dg}{d\mu} \quad (109)$$

We here have the  $\mu$  dependence written explicitly, so  $\frac{\partial Z_g}{\partial \mu} = 0$ . Using the expansion of  $Z_g$  in terms of the coupling we get the expression for  $\mu \frac{dg}{d\mu}$ .

$$Z_g = 1 + Z_g^{(2)} g^2 + \dots \quad (110)$$

$$\mu \frac{dg}{d\mu} = \frac{-\frac{\epsilon}{2} Z_g g}{g \frac{\partial Z_g}{\partial g} + Z_g} = -\frac{\epsilon}{2} g + \epsilon g^3 Z_g^{(2)} \quad (111)$$

The beta function is defined as

$$\beta(\mu) = \lim_{\epsilon \rightarrow 0} \left( \mu \frac{dg}{d\mu} \right) \quad (112)$$

Beta function expanded in terms of  $g$  gives us the  $\beta_0$  function we are interested in

$$\beta(\mu) = \beta_0 g^3 + \dots \quad (113)$$

$$\beta_0 = \lim_{\epsilon \rightarrow 0} (\epsilon Z_g^{(2)}) \quad (114)$$

In our case we will calculate the  $\beta_0$  function for  $g$ -coupling with help of the (38), (72) and (71).

$$Z_g = 1 + K_2 - \Delta Z_\psi - \frac{1}{2} \Delta Z_A + \dots \quad (115)$$

$$\beta(g) = \left( -\frac{11}{3} C_1 + \frac{4}{3} \overline{C}_2 + \frac{1}{6} C_2 \right) \frac{g^3}{16\pi^2} + \dots \quad (116)$$

For other couplings the renormalization constants are described by matrices with non-zero mixing terms. For a general coupling constant  $f_\alpha$  relationships between bare and renormalised quantities can be simply written in the form:

$$(f_\alpha)_B = \sum_{\beta} \mu^{-\omega} Z_{\alpha\beta} \times (f_\beta)_R \quad (117)$$

where  $\omega = \epsilon$  for quadrilinear coupling constant and  $\omega = \frac{\epsilon}{2}$  for the Yukawa and gauge coupling. As before, with the differentiation of (117) we will get an expression for the beta function. But now the renormalization constant depends in general on all the couplings from the model we are considering. So we obtain a more complicated result.

We will skip the  $R$  index to make the expressions shorter.

$$\begin{aligned}\mu \frac{d f_\beta}{d\mu} &= \sum_{\alpha, \gamma} (X^{-1})_{\beta\alpha} (-\omega Z_{\alpha\gamma} f_\gamma) \\ X_{\alpha\beta} &= Z_{\alpha\beta} + \sum_{\gamma} \frac{\partial Z_{\alpha\gamma}}{\partial f_\beta} f_\gamma\end{aligned}\quad (118)$$

Then one can expand the  $Z_{\alpha\beta}$  matrix as a delta function with a small correction

$$\begin{aligned}Z_{\alpha\beta} &= \delta_{\alpha\beta} + \Delta Z_{\alpha\beta} \\ X_{\alpha\beta} &= \delta_{\alpha\beta} + \Delta Z_{\alpha\beta} + \sum_{\gamma} \frac{\partial \Delta Z_{\alpha\gamma}}{\partial f_\beta} f_\gamma\end{aligned}\quad (119)$$

For small values of  $\Delta Z_{\alpha\beta}$  we can easily write the inverse matrix of  $X_{\alpha\beta}$

$$(X^{-1})_{\alpha\beta} = \delta_{\alpha\beta} - \Delta Z_{\alpha\beta} - \sum_{\gamma} \frac{\partial \Delta Z_{\alpha\gamma}}{\partial f_\beta} f_\gamma\quad (120)$$

We consider first two terms expanding in  $\Delta Z_{\alpha\beta}$  and  $\epsilon$  with the result of

$$\beta(f_\beta) = \lim_{\epsilon \rightarrow 0} \mu \frac{d f_\beta}{d\mu} = \lim_{\epsilon \rightarrow 0} \left( -\omega f_\beta + \sum_{\gamma, \mu} \omega \frac{\partial \Delta Z_{\beta\gamma}}{\partial f_\mu} f_\gamma f_\mu \right)\quad (121)$$

We will first consider  $\beta(\kappa_{mn}^i)$ . Using 25 one can write

$$\beta(\kappa_{mn}^i) = \frac{\epsilon}{2} \sum_{i'n'm'} \sum_{i''n''m''} \frac{\partial \Delta \tilde{Z}_{imn}^{i'm'n'}}{\partial \kappa_{m''n''}^{i''}} \kappa_{m'n'}^{i'} \kappa_{m''n''}^{i''} + \frac{\epsilon}{2} \sum_{i'n'm'} \frac{\partial \Delta \tilde{Z}_{imn}^{i'm'n'}}{\partial g} \kappa_{m'n'}^{i'} g\quad (122)$$

where

$$\begin{aligned}\tilde{Z}_{imn}^{i'm'n'} &= \sum_{abc} \left( Z_\psi^{-1/2} \right)_{bm}^* \left( Z_\psi^{-1/2} \right)_{cn} \left( Z_\phi^{-1/2} \right)_{ai} (\delta_{ai'} \delta_{bn'} \delta_{cm'} + K_{abc}^{i'm'n'}) \\ &= \delta_{ii'} \delta_{nn'} \delta_{mm'} + K_{imn}^{i'm'n'} - \frac{1}{2} (\Delta Z_\psi)_{n'n} \delta_{mm'} \delta_{ii'} \\ &\quad - \frac{1}{2} (\Delta Z_\psi)_{m'm}^* \delta_{nn'} \delta_{ii'} - \frac{1}{2} (\Delta Z_\phi)_{ii'} \delta_{nn'} \delta_{mm'} + \dots\end{aligned}\quad (123)$$

Below summation over repeated indices is assumed.

$$\begin{aligned}
\Delta \tilde{Z}_{imn}^{i'm'n'} \kappa_{m'n'}^{i'} &= (\bar{\mathbf{T}}^a \kappa^i \bar{\mathbf{T}}^a)_{mn} \frac{2g^2(-4+\eta)}{16\pi^2\epsilon} + (\kappa^j \kappa^i \kappa^j)_{mn} \frac{2}{16\pi^2\epsilon} \\
&+ (\kappa_{mn'}^j \bar{\mathbf{T}}_{n'n}^a - \bar{\mathbf{T}}_{mn'}^a \kappa_{n'n}^j) \mathbf{T}_{ij}^a \frac{2g^2(-1+\eta)}{16\pi^2\epsilon} - \frac{1}{2} \left( -\frac{2g^2 \bar{C}_3(1-\eta)}{16\pi^2\epsilon} \kappa_{mn}^i \right) \\
&- \frac{1}{2} \left( -\frac{(\kappa^j \kappa^j)_{n'n}}{16\pi^2\epsilon} \kappa_{mn'}^i \right) - \frac{1}{2} \left( -\frac{2g^2 \bar{C}_3(1-\eta)}{16\pi^2\epsilon} \kappa_{mn}^i \right) - \frac{1}{2} \left( -\frac{(\kappa^j \kappa^j)_{mm'}}{16\pi^2\epsilon} \kappa_{m'n}^i \right) \\
&- \frac{1}{2} \left( -\frac{4\mathbf{Tr}(\kappa^i \kappa^{i'})}{16\pi^2\epsilon} \kappa_{mn}^{i'} \right) - \frac{1}{2} \left( \frac{g^2(4+2\eta)C_3}{16\pi^2\epsilon} \kappa_{mn}^i \right)
\end{aligned} \tag{124}$$

$$\begin{aligned}
16\pi^2\beta(\kappa_{mn}^i) &= 2g^2(-4+\eta) (\bar{\mathbf{T}}^a \kappa^i \bar{\mathbf{T}}^a)_{mn} + 2(\kappa^j \kappa^i \kappa^j)_{mn} + 2g^2 \bar{C}_3(1-\eta) \kappa_{mn}^i \\
&+ 2g^2(-1+\eta) (\kappa_{mn'}^j \bar{\mathbf{T}}_{n'n}^a - \bar{\mathbf{T}}_{mn'}^a \kappa_{n'n}^j) \mathbf{T}_{ij}^a + \frac{1}{2} (\kappa^i \kappa^j \kappa^j + \kappa^j \kappa^j \kappa^i)_{mn} \\
&+ 2\mathbf{Tr}(\kappa^i \kappa^{i'}) \kappa_{mn}^{i'} - g^2(2+\eta) C_3 \kappa_{mn}^i
\end{aligned} \tag{125}$$

Now using (69) one can find the following two relations

$$C_3 \delta_{ij} \kappa_{mn}^j = \mathbf{T}_{ii'}^a \mathbf{T}_{i'j}^a \kappa_{mn}^j = 2\bar{C}_3 \kappa_{mn}^i - 2(\bar{\mathbf{T}}^a \kappa^i \bar{\mathbf{T}}^a)_{mn} \tag{126}$$

$$(\kappa_{mn'}^j \bar{\mathbf{T}}_{n'n}^a - \bar{\mathbf{T}}_{mn'}^a \kappa_{n'n}^j) \mathbf{T}_{ij}^a = 2\bar{C}_3 \kappa_{mn}^i - 2(\bar{\mathbf{T}}^a \kappa^i \bar{\mathbf{T}}^a)_{mn} \tag{127}$$

Substituting those results to (125) one can get

$$\begin{aligned}
16\pi^2\beta(\kappa_{mn}^i) &= -6g^2 \bar{C}_3 \kappa_{nm}^i + 2(\kappa^j \kappa^i \kappa^j)_{nm} \\
&+ \frac{1}{2} (\kappa^i \kappa^j \kappa^j + \kappa^j \kappa^j \kappa^i)_{nm} + 2\mathbf{Tr}(\kappa^i \kappa^j) \kappa_{nm}^j
\end{aligned} \tag{128}$$

Now we will consider  $\beta(h_{ijkl})$ . Using 26 one can write:

$$\begin{aligned}
\beta(h_{ijkl}) &= \epsilon \sum_{i'j'k'l'} \sum_{i''j''k''l''} \frac{\partial \Delta \tilde{Z}_{ijkl}^{i'j'k'l'}}{\partial h_{i''j''k''l''}} h_{i'j'k'l'} h_{i''j''k''l''} \\
&+ \frac{\epsilon}{2} \sum_{i'n'm'} \sum_{i''n''m''} \frac{\partial \Delta \tilde{Z}_{ijkl}^{i'j'k'l'}}{\partial \kappa_{m''n''}^{i''}} \kappa_{m''n''}^{i''} h_{i'j'k'l'} + \frac{\epsilon}{2} \sum_{i'n'm'} \frac{\partial \Delta \tilde{Z}_{ijkl}^{i'j'k'l'}}{\partial g} g h_{i'j'k'l'}
\end{aligned} \tag{129}$$



where

$$\begin{aligned}
\tilde{Z}_{ijkl}^{i'j'k'l'} &= \sum_{abcd} \left( Z_\phi^{-1/2} \right)_{ia} \left( Z_\phi^{-1/2} \right)_{jb} \left( Z_\phi^{-1/2} \right)_{kc} \left( Z_\phi^{-1/2} \right)_{ld} (\delta_{ai'} \delta_{bj'} \delta_{ck'} \delta_{dl'} + L_{abcd}^{i'j'k'l'}) = \\
&= \delta_{ii'} \delta_{jj'} \delta_{kk'} \delta_{ll'} + L_{ijkl}^{i'j'k'l'} - \frac{1}{2} (\Delta Z_\phi)_{ii'} \delta_{jj'} \delta_{kk'} \delta_{ll'} - \frac{1}{2} (\Delta Z_\phi)_{jj'} \delta_{ii'} \delta_{kk'} \delta_{ll'} \\
&\quad - \frac{1}{2} (\Delta Z_\phi)_{kk'} \delta_{ii'} \delta_{jj'} \delta_{ll'} - \frac{1}{2} (\Delta Z_\phi)_{ll'} \delta_{ii'} \delta_{jj'} \delta_{kk'} + \dots
\end{aligned} \tag{130}$$

Below summation over repeated indices is assumed

$$\begin{aligned}
\Delta \tilde{Z}_{ijkl}^{i'j'k'l'} h_{i'j'k'l'} &= \frac{3g^4 B_{ijkl}}{16\pi^2 \epsilon} - \frac{8A_{ijkl}}{16\pi^2 \epsilon} - \frac{4g^2(1-\eta)C_3}{16\pi^2 \epsilon} h_{ijkl} \\
&+ \frac{i}{16\pi^2 \epsilon} (h_{ijj'j'} h_{i'j'kl} + h_{ikl'j'} h_{i'j'jl} + h_{kjj'j'} h_{i'j'il}) \\
&- \frac{1}{2} \frac{(-4)}{16\pi^2 \epsilon} (\mathbf{Tr}(\kappa^i \kappa^{i'}) h_{i'jkl} + \mathbf{Tr}(\kappa^j \kappa^{j'}) h_{ij'kl} + \mathbf{Tr}(\kappa^k \kappa^{k'}) h_{ijk'l} + \mathbf{Tr}(\kappa^l \kappa^{l'}) h_{ijkl'}) \\
&- \frac{1}{2} \frac{g^2}{16\pi^2 \epsilon} (4 + 2\eta) C_3 h_{ijkl} \times 4 + \dots
\end{aligned} \tag{131}$$

Then one gets

$$\begin{aligned}
16\pi^2 \beta(h_{i'j'k'l'}) &= 3g^4 B_{ijkl} - 8A_{ijkl} + (h_{ijj'j'} h_{i'j'kl} + h_{ikl'j'} h_{i'j'jl} + h_{kjj'j'} h_{i'j'il}) \\
&+ 2(\mathbf{Tr}(\kappa^i \kappa^{i'}) h_{i'jkl} + \mathbf{Tr}(\kappa^j \kappa^{j'}) h_{ij'kl} + \mathbf{Tr}(\kappa^k \kappa^{k'}) h_{ijk'l} + \mathbf{Tr}(\kappa^l \kappa^{l'}) h_{ijkl'}) \\
&- 12g^2 C_3 h_{ijkl}
\end{aligned} \tag{132}$$

Beta functions we have calculated are expressed in terms of general group theory factors. To derive the expressions in particular models further analysis is required. For example, if the gauge group is a group product, like in the Standard Model, it is necessary to modify the results.

The beta function found here were published for example in [4]. We confirm the result and point out the misprint: in equation (2.7) in [4] the group theory factor  $S_2(S)$  (which in our notation is  $C_3$ ) should be replaced by  $S_2(F)$  (which in our notation stands for  $\overline{C}_3$ ).

## 2 Beta functions for the Standard Model and its extension

We would like to apply our general result to the Standard Model and the Minimal Standard Model (MSM) cases.

### 2.1 Standard Model result

The SM<sup>2</sup> has a  $U(1) \times SU(2) \times SU(3)$  gauge symmetry. Following [8], if a gauge group is a direct product  $G_1 \times \dots \times G_N$  of simple groups with corresponding gauge constants  $g_1, \dots, g_N$  then the group factors we used in our general theory should be replaced as follows:

$$g^2 C_i(R) \longrightarrow \sum_n g_n^2 C_i(R) \quad (133)$$

$$g^4 B_{ijkl} \longrightarrow \sum_{n,m} g_n^2 g_m^2 \tilde{B}_{ijkl}^{nm} \quad (134)$$

The factor  $\tilde{B}_{ijkl}^{nm}$  is expressed by the group generators of different simple groups  $\mathbf{T}_n^a, \mathbf{T}_m^b$  ( $n, m$  - simple group indices,  $a, b$  - indices numbering the generators of each group)

$$\tilde{B}_{ijkl}^{nm} = \sum \{ \mathbf{T}_n^a, \mathbf{T}_m^b \}_{i,j} \{ \mathbf{T}_n^a, \mathbf{T}_m^b \}_{k,l} + \{ \mathbf{T}_n^a, \mathbf{T}_m^b \}_{i,k} \{ \mathbf{T}_n^a, \mathbf{T}_m^b \}_{j,l} + \{ \mathbf{T}_n^a, \mathbf{T}_m^b \}_{i,l} \{ \mathbf{T}_n^a, \mathbf{T}_m^b \}_{j,k} \quad (135)$$

Second problem that occurs while adapting the general result to the Standard Model case is that left- and right-handed fermion fields attribute to different gauge group representations. In the SM couplings we have an additional operator  $P_L$  or  $P_R$  of chiral projections. If we'd like to repeat our calculations in the case of right- or left-handed fields, then there occur some additional factors. For example while integrating over a closed fermion loop, there is an additional factor  $\frac{1}{2}$  from the projections, so one has to be very careful.

---

<sup>2</sup>A Lagrangian for the Standard Model can be found in many places in literature, see for example [3], [5].

While calculating the final result, we will confine ourselves to the most relevant SM constants: gauge couplings  $g_1, g_2, g_3$ , top quark Yukawa coupling  $y_t$  and quadrilinear Higgs coupling  $\lambda$ . We will also skip parts of the beta functions calculations, analysing only the group theory factors.

For the SU(N) we have  $C_1^{SU(N)} = N$  and  $C_2^{SU(N)}(R_F) = \frac{1}{2}$  for a fundamental representation  $R_F$ . For U(1) the  $C_1^{U(1)} = 0$ . To calculate  $C_2^{U(1)}$  one needs to add the squares of scalar hypercharges, and for the  $\overline{C}_2^{U(1)}$  the fermion hypercharges. In all these calculations we need to remember that there are 3 generations of fermions and 3 colours of quarks.

The  $C_3$  factor in the beta function for the quartic coupling contributes only from U(1) and SU(2). Once again we add the squares of hypercharges in a case of U(1) symmetry, and the  $\mathbf{T}^a \mathbf{T}^a$  for the SU(2), where the generators are half the Pauli matrices  $\mathbf{T}^a = \frac{1}{2} \sigma^a$

$$C_3^{U(1)} = \frac{1}{4}, \quad C_3^{SU(2)} = \frac{3}{4} \quad (136)$$

The  $\overline{C}_3$  factor in the beta function for the Yukawa coupling can be easily calculated in case of SU(2) and SU(3).

$$\overline{C}_3^{SU(2)} = \frac{3}{4}, \quad \overline{C}_3^{SU(3)} = \frac{4}{3} \quad (137)$$

For the U(1) gauge symmetry one has to consider only the hypercharges of the top quark left- and right- handed part, which give a result

$$\overline{C}_3^{U(1)} = \frac{1}{2} \left( \left( \frac{1}{6} \right)^2 + \left( \frac{2}{3} \right)^2 \right) = \frac{1}{6} \frac{17}{12} \quad (138)$$

Now we can present final expressions for the SM 1-loop beta functions:

$$16\pi^2\beta(\lambda) = \frac{3}{8}g_1^4 + \frac{9}{8}g_2^4 + \frac{3}{4}g_1^2g_2^2 - 6y_t^4 + 24\lambda^2 + 12y_t^2\lambda - 3g_1^2\lambda - 9g_2^2\lambda \quad (139)$$

$$16\pi^2\beta(g_1) = \frac{41}{6}g_1^3 \quad (140)$$

$$16\pi^2\beta(g_2) = -\frac{19}{6}g_2^3 \quad (141)$$

$$16\pi^2\beta(g_3) = -7g_3^3 \quad (142)$$

$$16\pi^2\beta(y_t) = \left(-\frac{17}{12}g_1^2 - \frac{9}{4}g_2^2 - 8g_3^2\right)y_t + \frac{9}{2}y_t^3 \quad (143)$$

The results agree with those from the literature, see e.g. [10]

## 2.2 Standard Model plus scalar singlets

We'd like to consider now a model with additional scalar singlet fields. The general scalar potential with the SM doublet of scalars  $H$  and  $N_\phi$  scalar singlets  $\phi_i$  is:

$$V(H, \phi_n) = -m^2 H^\dagger H + \lambda(H^\dagger H)^2 + \frac{1}{2} \sum_i^{N_\phi} \mu_\phi^i \phi_i^2 + \sum_{i,j}^{N_\phi} \lambda_\phi^{ij} \phi_i^2 \phi_j^2 + \sum_i^{N_\phi} \lambda_x^i (H^\dagger H) \phi_i^2 \quad (144)$$

All the previously mentioned problems occur here as well. Additional calculations to make are rather simple and do not require a special comment. Resulting scalar sector beta functions for the SM with  $N_\phi$  scalar singlets are:

$$16\pi^2\beta(\lambda) = \frac{3}{8}g_1^4 + \frac{9}{8}g_2^4 + \frac{3}{4}g_1^2g_2^2 - 6y_t^4 + 24\lambda^2 + 12y_t^2\lambda - 3g_1^2\lambda - 9g_2^2\lambda + 2N_\phi\lambda_x^2 \quad (145)$$

$$16\pi^2\beta(\lambda_\phi) = (64 + 8N_\phi)\lambda_\phi^2 + 2\lambda_x^2 \quad (146)$$

$$16\pi^2\beta(\lambda_x) = 12\lambda\lambda_x + 24\lambda_\phi\lambda_x + 8\lambda_x^2 + 6y_t^2\lambda_x - \frac{3}{2}g_1^2\lambda_x - \frac{9}{2}g_2^2\lambda_x \quad (147)$$

The above results agree with [11].

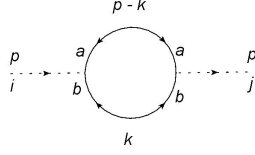


Diagram 29: Self energy corrections to the scalar propagator from Majorana fermion

### 2.3 Right-handed neutrinos

After adding singlet scalar fields to the theory, it is very natural to include also right-handed Majorana neutrino singlets (see [12] or [13]) and their couplings to scalar singlets:

$$L_\nu = -\frac{1}{2}(\nu_R)^c Y_\phi \nu_R \phi + h.c. \quad (148)$$

where  $()^c$  denotes the charge conjugation operator acting on a fermion field.

The coupling  $Y_\phi$  contributes to the  $\beta(\lambda_x)$  and  $\beta(\lambda_\phi)$ . To calculate those corrections we need to consider a scalar singlet propagator correction from right neutrinos.

For diagram 29 we need to include a standard combinatorial factor 1/2 for such loop with self-conjugate particles. A  $(-1)$  factor originates from a fermion loop. Feynman rules for the Majorana neutrinos can be found in Appendix C.

$$\begin{aligned} \text{diagram 29} &= -\frac{1}{2} \sum_{ab} \int \frac{d^4 k}{(2\pi)^4} \text{Tr} \left( \left( -\tilde{S}_F(p-k) \hat{C} \right) (-i) \hat{C} Y_i^{ab} \left( -\tilde{S}_F(k) \hat{C} \right) (-i) \hat{C} Y_j^{ab} \right) \\ &= \frac{2ip^2 \text{Tr}(Y_i Y_j)}{16\pi^2 \epsilon} \end{aligned} \quad (149)$$

where we use the fact that  $\hat{C}^2 = 1$ .

This diagram contributes to the general beta function formula in the following way:

$$\begin{aligned} 16\pi^2 \beta(h_{ijkl}) &= \dots + (\text{Tr}(Y_i Y_i) h_{i'jkl} + \text{Tr}(Y_j Y_j) h_{ij'kl} + \text{Tr}(Y_k Y_k) h_{ijk'l} \\ &\quad + \text{Tr}(Y_l Y_l) h_{ijk'l'}) \end{aligned} \quad (150)$$

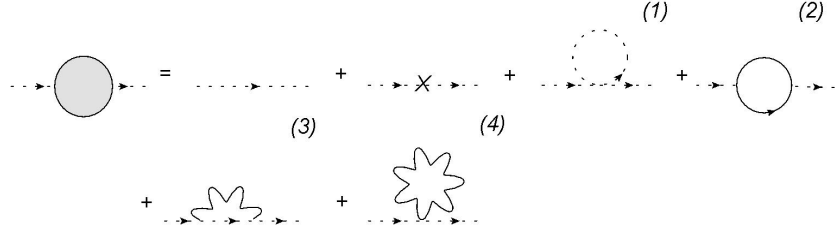


Figure 30: Scalar particle 1-loop self-energy corrections for a generic gauge theory with fermions, which contain quadratic divergence.

Now one can calculate the contribution to the  $\lambda_x$  and  $\lambda_\phi$  beta function for the one singlet SM extension (we also include top-quark Yukawa interaction contribution for comparison)

$$16\pi^2\beta(\lambda_x) = 4(3 \times \mathbf{Tr}(Y_t Y_t)\lambda_x) + 2\mathbf{Tr}(Y_\phi Y_\phi)\lambda_x + \dots \quad (151)$$

$$16\pi^2\beta(\lambda_\phi) = 4\mathbf{Tr}(Y_\phi Y_\phi)\lambda_\phi + \dots \quad (152)$$

To have a full  $\beta(\lambda_\phi)$  from the right neutrino coupling one has to consider also 1-loop correction to the  $\phi^4$  vertex. As we do not need the  $\beta(\lambda_\phi)$  for our purposes, we will skip this calculation.

### 3 1-loop quadratic divergences in a generic gauge theory

In this section we will find the quadratically divergent contributions to scalar 2-point Green's function in a general gauge theory with scalar and fermion fields (as introduced in section 1.1). We will adopt the cut-off regularization (see the Appendix B for necessary integrals). For all the loops we assume the same cut-off  $\Lambda$  and we keep the  $\Lambda$  contributions and  $\log(\Lambda)$  for scalar loops, as they will be relevant in later discussion. Below there are mentioned only the diagrams that contribute in this regularization.

Below we list all the contributions from diagrams in figure 30.

Diagram 1: symmetry factor  $\frac{1}{2}$

$$-\frac{1}{2} \int \frac{d^4k}{(2\pi)^4} \frac{i}{k^2 - m_{i'}^2} i h_{ij'i'} = -\frac{1}{2} h_{ij'i'} \frac{i}{16\pi^2} \left( \Lambda^2 - m_{i'}^2 \log \left( \frac{m_{i'}^2 + \Lambda^2}{m_{i'}^2} \right) \right) \quad (153)$$

Diagram 2: symmetry factor 1, (-1) factor from a fermion loop

$$(-1) \int \frac{d^4k}{(2\pi)^4} \text{Tr} \left( i \kappa_{mn}^i \tilde{S}_F(p+k) i \kappa_{nm}^j \tilde{S}_F(k) \right) = \text{Tr}(\kappa^i \kappa^j) \frac{4i\Lambda^2}{16\pi^2} \quad (154)$$

Diagram 3: symmetry factor 1, summing over gauge fields

$$-g^2 T_{ii'}^a T_{i'j}^a \int \frac{d^4k}{(2\pi)^4} (2p-k)_\mu \tilde{D}_F(p-k) (2p-k)_\nu \tilde{D}_F^{\mu\nu}(p-k) = g^2 (T^a T^a)_{ij} \frac{i\Lambda^2}{16\pi^2} (1-\eta) \quad (155)$$

Diagram 4: symmetry factor  $\frac{1}{2}$ ,

$$\frac{1}{2} \int \frac{d^4k}{(2\pi)^4} i g^2 g_{\mu\nu} 2(T^a T^a)_{ij} \tilde{D}_F^{\mu\nu} = g^2 (T^a T^a)_{ij} \frac{i\Lambda^2}{16\pi^2} (-4 + \eta) \quad (156)$$

Now one can write an expression for a 1-loop correction to the scalar particle mass in generic gauge theory (summing over primed indices):

$$\delta m_{ij}^2 = \frac{1}{16\pi^2} \left( -\frac{1}{2} h_{ij'i'} \left( \Lambda^2 - m_{i'}^2 \log \left( \frac{m_{i'}^2 + \Lambda^2}{m_{i'}^2} \right) \right) + 4 \text{Tr}(\kappa^i \kappa^j) \Lambda^2 - 3g^2 (T^a T^a)_{ij} \Lambda^2 \right) \quad (157)$$

### 3.1 Standard Model with scalar singlets case

We'd like to calculate a 1-loop correction to the Higgs mass in a case of a SM Higgs doublet and  $N_\phi$  singlet scalar fields (for the potential see equation (1)) with the common mass  $m_\phi$ .

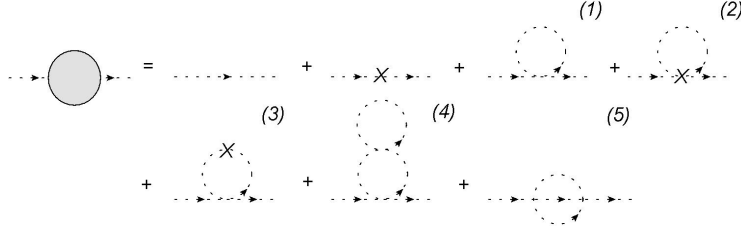


Figure 31: Scalar particle 2-loop self-energy corrections from scalar quartic couplings that contribute to quadratic divergences. The cross stands for the 1-loop counterterm.

Using  $m_h^2 = -\mu^2 + 3\lambda v^2 = 2\mu^2$  (where  $v$  is the vacuum expectation value of the Higgs field) and (157) one can calculate the Higgs boson mass correction

$$\begin{aligned}
\delta m_h^2 &= \frac{\Lambda^2}{16\pi^2} \left( 12\lambda + 2N_\phi \lambda_x - 12y_t^2 + \frac{3}{2}g_1^2 + \frac{9}{2}g_2^2 \right) \\
&- \frac{1}{16\pi^2} \left( 6\lambda m_h^2 \log \left( \frac{m_h^2 + \Lambda^2}{m_h^2} \right) + 2\lambda \sum_{I=1,2,3} m_I^2 \log \left( \frac{m_I^2 + \Lambda^2}{m_I^2} \right) \right. \\
&\left. + 2\lambda_x N_\phi m_\phi^2 \log \left( \frac{m_\phi^2 + \Lambda^2}{m_\phi^2} \right) \right) \quad (158)
\end{aligned}$$

where  $m_I$  stands for the masses of Goldstone bosons and  $m_\phi$  is the mass of singlet scalar fields  $m_\phi^2 = \mu_\phi^2 + \lambda_x v^2$

## 4 Leading quadratic divergences in higher orders

In this chapter we'd like to show how to calculate quadratic divergences in two ways. As in previous chapter, we're interested in divergences within general gauge theory with scalar and fermion fields, in a cut-off regularization scheme. We mention only the diagrams that contribute in cut-off regularization scheme.

### 4.1 2-loop Higgs effects in a generic theory

The most common approach to calculate 2-loop divergences is a straightforward computation with help of Feynman diagrams. In the figure 31 we drew contribut-



ing diagrams in a 2-loop calculation that originate quartic scalar coupling.

Diagram 1: symmetry factor  $\frac{1}{2}$

$$\frac{1}{2} \int \frac{d^4k}{(2\pi)^4} \frac{i}{k^2} i h_{ij'i'} = \frac{i\Lambda^2}{16\pi^2} \frac{1}{2} h_{ij'i'} \quad (159)$$

Diagram 2: symmetry factor  $\frac{1}{2}$

$$\frac{1}{2} \int \frac{d^4k}{(2\pi)^4} \frac{i}{k^2} (i\Delta h_{ij'i'}) = \frac{i\Lambda^2}{16\pi^2} \frac{1}{2} (i\Delta h_{ij'i'}) \quad (160)$$

Diagram 3: symmetry factor  $\frac{1}{2}$

$$\frac{1}{2} \int \frac{d^4k}{(2\pi)^4} \frac{i}{k^2} (i\Delta Z_{i'j'}) \frac{i}{k^2} i h_{ij'i'} = \frac{i}{16\pi^2} \frac{1}{2} \Delta Z_{i'j'} h_{ij'i'} \log\left(\frac{\Lambda^2}{m_i m_j}\right) \quad (161)$$

Diagram 4: symmetry factor  $\frac{1}{4}$

$$\frac{1}{4} \int \frac{d^4k}{(2\pi)^4} \int \frac{d^4q}{(2\pi)^4} \frac{i}{k^2} \frac{i}{k^2} \frac{i}{q^2} i h_{ij'i'} i h_{i'j'i''} = \frac{i}{(16\pi^2)^2} \frac{1}{4} h_{ij'i'} h_{i'j'i''} \Lambda^2 \log\left(\frac{\Lambda^2}{m_i m_j}\right) \quad (162)$$

Diagram 5: symmetry factor  $\frac{1}{6}$

$$\frac{1}{6} \int \frac{d^4k}{(2\pi)^4} \int \frac{d^4q}{(2\pi)^4} \frac{i}{k^2} \frac{i}{(k-q)^2} \frac{i}{q^2} i h_{ii'j'k'} i h_{j'i'k'} = \frac{1}{(16\pi^2)^2} \frac{i\Lambda^2}{3} h_{ii'j'k'} h_{j'i'k'} \quad (163)$$

From the results above we can determine the 1-loop counterterms:

$$\Delta Z_{ij} = -\frac{1}{2} h_{ij'i'} \frac{\Lambda^2}{16\pi^2} \quad (164)$$

$$\Delta h_{ijkl} = -\frac{1}{2} \frac{1}{16\pi^2} \log\left(\frac{\Lambda^2}{m_i m_j}\right) (h_{ij'i'} h_{kl'i''} + h_{ik'i'} h_{jl'i''} + h_{il'i'} h_{jk'i''}) \quad (165)$$

And write the final result of the mass correction leading scalar contributions

$$\text{1-loop correction} = -\frac{\Lambda^2}{16\pi^2} \frac{1}{2} h_{iii'i'} \quad (166)$$

$$\begin{aligned} \text{2-loop correction} = & -\frac{1}{(16\pi^2)^2} \Lambda^2 \log\left(\frac{\Lambda^2}{m^2}\right) \frac{1}{4} (h_{ijj'j'} h_{i'j'k'k'} + 2h_{ii'j'k'} h_{jj'j'k'}) \\ & + \frac{\Lambda^2}{(16\pi^2)^2} \frac{1}{3} h_{ii'j'k'} h_{jj'j'k'} \end{aligned} \quad (167)$$

One can neglect the result proportional to the  $\frac{\Lambda^2 h^2}{(16\pi^2)^2}$  as small in comparison to the 1-loop term<sup>3</sup>.

Alternatively, one can obtain the leading higher order quadratic divergences indirectly, with some help of beta functions. Following [14], in a theory with many couplings  $\lambda_i$  the leading (containing the highest power of  $\log(\Lambda)$ ) quadratic divergences can be written as

$$\delta m^2 = \Lambda^2 \sum_{n=0}^{\infty} f_n(\lambda_i) \log^n\left(\frac{\Lambda}{\mu}\right) + \dots \quad (168)$$

where  $n+1$  is the number of loops considered,  $\mu$  is the renormalization scale and the coefficients  $f_n$  satisfy

$$(n+1)f_{n+1} = \mu \frac{\partial}{\partial \mu} f_n = \beta_i \frac{\partial}{\partial \lambda_i} f_n \quad (169)$$

This method allows to determine only terms proportional to the  $\Lambda^2 \log^n\left(\frac{\Lambda}{\mu}\right)$ . Terms with the logarithm power less than  $n$  are not controlled within this method. The results (166) and (167) could be used to verify the recursion (169). With  $f_0$  from (166) and the beta function for  $h_{ijkl}$  we get:

$$f_0 = -\frac{1}{16\pi^2} \frac{1}{2} h_{ijj'i'} + \dots \quad (170)$$

$$\beta(h_{ijkl}) = \dots + \frac{1}{16\pi^2} (h_{ijj'j'} h_{klj'j'} + h_{ikj'j'} h_{jlj'j'} + h_{ilj'j'} h_{jkj'j'}) + \dots \quad (171)$$

$$f_1 = \beta(h_{abcd}) \frac{\partial}{\partial h_{abcd}} f_0 = -\frac{1}{(16\pi^2)^2} \frac{1}{2} (h_{ijj'k'} h_{i'j'j'k'} + 2h_{ii'j'k'} h_{jj'j'k'}) \quad (172)$$

---

<sup>3</sup>In the SM with singlets the ratio of the  $\Lambda^2$  (no  $\log(\Lambda)$ ) term in 2-loop correction and the 1-loop correction is  $\frac{0.15\lambda^2 + 0.05\lambda_x^2}{6\lambda + \lambda_x}$  which for  $\lambda \sim 1$  and  $\lambda_x < 5$  is negligible.

which is the same as in (167) (watch the form of the logarithm). In (167) and (169) we use interchangeably  $m \longleftrightarrow \mu$  in the logarithm, because the difference from this change is sub-leading.

## 4.2 2-loop Higgs mass corrections in the scalar singlets case

For the SM with a single scalar extension we have

$$f_0 = \frac{1}{16\pi^2} \left( 12\lambda + 2\lambda_x - 12y_t^2 + \frac{3}{2}g_1^2 + \frac{9}{2}g_2^2 \right) \quad (173)$$

That let us calculate the  $f_1$  coefficient

$$f_1 = \frac{1}{16\pi^2} (12\beta(\lambda) + 2\beta(\lambda_x) - 24y_t\beta(y_t) + 3g_1\beta(g_1) + 9g_2\beta(g_2)) \quad (174)$$

Inserting the beta functions from chapter 2, we obtain:

$$\begin{aligned} f_1 = & \frac{1}{(16\pi^2)^2} (25g_1^4 + 9g_1^2g_2^2 - 15g_2^4 + 34g_1^2y_t^2 + 54g_2^2y_t^2 + 192g_3^2y_t^2 - 180y_t^4 \\ & - 36g_1^2\lambda - 108g_2^2\lambda + 144y_t^2\lambda + 288\lambda^2 - 3g_1^2\lambda_x - 9g_2^2\lambda_x + 12y_t^2\lambda_x \\ & + 24\lambda\lambda_x + 40\lambda_x^2 + 48\lambda_x\lambda_\phi + 4\lambda_x \mathbf{Tr}(Y_\phi Y_\phi)) + \dots \end{aligned} \quad (175)$$

Standard Model result can be easily reproduced by putting all the singlet parameters to zero.

## 5 2-loop fine-tuning in the Standard Model

There are several classical theoretical constraints on the Higgs boson mass: unitarity, triviality, vacuum stability and fine-tuning. For a summary discussion of all these constraints see [15], here we will concentrate on the triviality and the fine-tuning.

## 5.1 Triviality bound

A constraint traditionally called 'triviality', is basically a constraint coming from the scale  $\Lambda_\infty$  at which the value of a theory running parameter tends to infinity. If couplings increase monotonically with the momentum scale (running constants), the theory becomes non-perturbative near the pole (Landau Pole). The name of this effect comes from the fact, that only trivial (non-interacting) theory with vanishing quartic interactions is allowed if one tries to shift location of the pole to infinity. Similar effect is also present in QED. If the only allowed value for the renormalized charge is zero, theory is called non-interacting or 'trivial'.

While the triviality problem in QED can be considered minor because the Landau pole scale is far beyond any observable energies, the Higgs boson's Landau pole appears for much smaller energies and an acceptable solution is to make sure that the pole is above the value of the SM cut-off. This is used to set the 'triviality bound' on the Higgs mass and the energy scale allowed for the SM.

To evaluate location of the pole as a function of the Higgs mass, we will use the beta functions for the SM. In general, one has to solve the set of equations for all of the parameters in the SM. For our purposes, we will approximate the result by considering only the evolution of  $\lambda$ .

$$\mu \frac{d\lambda}{d\mu} = \frac{3}{8}g_1^4 + \frac{9}{8}g_2^4 + \frac{3}{4}g_1^2g_2^2 - 6y_t^4 + 24\lambda^2 + 12y_t^2\lambda - 3g_1^2\lambda - 9g_2^2\lambda \quad (176)$$

We need also a specification of the initial conditions and we assume a given value of  $\lambda$  at the energy scale 80 GeV.

$$\lambda(\mu = 80 \text{ GeV}) = \lambda_0 \quad (177)$$

Solutions of (176) for specific values of  $\lambda_0$  are shown in the left panel of fig. 32.

The condition for the Landau pole  $\Lambda_\infty$  is the following:

$$\lambda(\mu)|_{\mu \rightarrow \Lambda_\infty} \rightarrow \infty \quad (178)$$

Equation (178) can be solved with respect to  $\lambda_0$  and then the function  $\lambda_0(\Lambda_\infty)$  leads to the triviality bound. For each  $\lambda_0$  we want the Landau pole to be above the value of the SM cut-off, so the values of  $\Lambda$  beyond  $\Lambda_\infty$  are forbidden. The result is shown in the right panel of fig. 32 in terms of the Higgs mass  $m_h = v\sqrt{2\lambda_0}$ .

We obtained the solution  $\lambda_0(\Lambda_\infty)$  shown in fig. 32 using numerical solving of the differential equation (176) with initial condition (177) in *Wolfram Mathematica 7*. The numerical solution procedure builds a so-called Interpolating Function Grid (see [16]) - a grid of points at which data is specified while solving the differential equation. The algorithm for a sufficiently large sampling range breaks down at a certain value, which in our case is the pole of the function  $\lambda(\mu)$ . We can extract the value of the breaking point  $\Lambda_\infty$  from the Interpolating Function Grid for each initial parameter  $\lambda_0$ , which gives us  $\lambda_0(\Lambda_\infty)$  - the triviality bound. In the language of *Mathematica*, the function looks as follows:

```
Needs["DifferentialEquations`InterpolatingFunctionAnatomy`"];
Linfinitiy[ $\lambda_0$ ] := Last[InterpolatingFunctionGrid[First[ $\lambda/.NDSolve[\{$ 
     $\beta[\lambda[\mu]] == \mu \lambda'[\mu],$ 
     $\lambda[80] == \lambda_0\},$ 
     $\lambda, \{\mu, 1, 1000000\}\}]]][[1]]];$ 
```

(179)

where the number 1000000 corresponds to the optional value of an upper bound of the sampling range in GeV,  $\beta[\lambda[\mu]]$  is defined as the RHS of (176). The function `Linfinitiy[ $\lambda_0$ ]` has to be inverted.

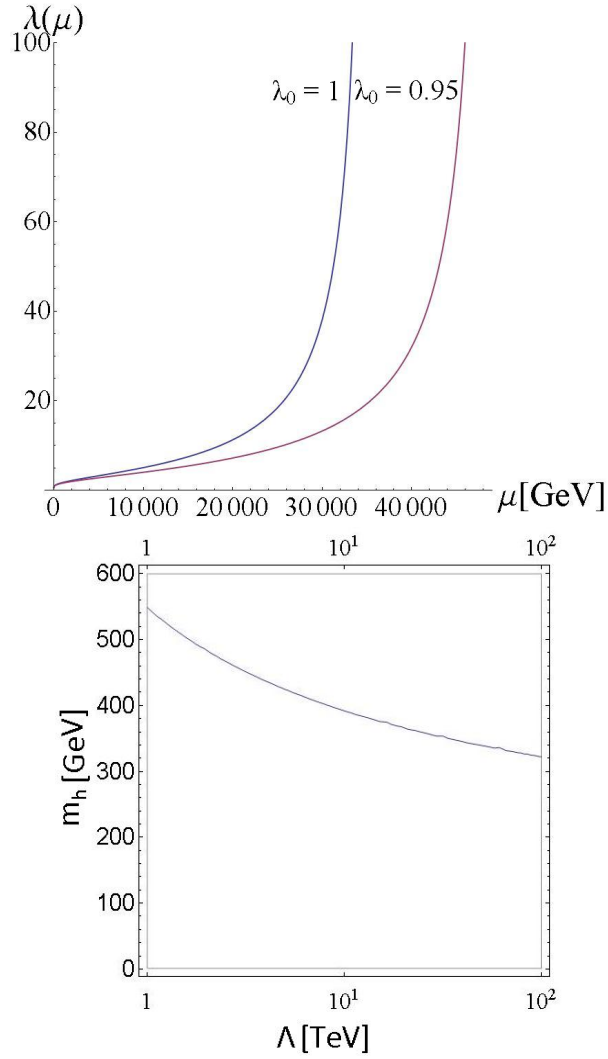


Figure 32: The left panel shows the running of  $\lambda$  for  $\lambda_0 = 1$  and  $\lambda_0 = 0.95$ . The right panel illustrates the triviality constraint on Higgs mass as a function of the cut-off  $\Lambda$  (location of the pole) using 1-loop beta function for  $\lambda$ .

## 5.2 The fine-tuning

As we have mentioned before in the introduction, the fine-tuning is a very precise adjustment of parameters and we would like our theory not to require such procedures.

The mass of Higgs boson has quadratically divergent corrections. For a large SM cut-off  $\Lambda$ , the mass of the Higgs particle should be of an order of  $\Lambda$ . To get an acceptable Higgs masses not larger than 1 TeV, the self-energy corrections should be cancelled by the counterterms to a relatively small value of the Higgs boson mass<sup>4</sup>. If  $\Lambda$  is large, the fine-tuning between counterterms and quadratically divergent terms is needed. We would like to avoid such a fine-tuning.

A solution for this problem was proposed at first by Veltman (see [18] or [19]). If the corrections to the Higgs self-energy at 1-loop accuracy are zero, the fine-tuning problem vanishes at the 1-loop order:

$$m_h^2 + m_Z^2 + 2m_W^2 - 4m_t^2 \simeq 0 \quad (180)$$

By presenting such condition we assume an underlying theory that can explain the zero value of the divergence coefficient. Such theory may include an additional symmetry and should explain the relationship between the Higgs mass and masses of other particles obtained from (180).

We'd like to estimate the cut-off  $\Lambda$  by requiring the following:

$$\left| \frac{\delta m_h^2}{m_h^2} \right| \leq \Delta_h \quad (181)$$

Knowing the expression for  $\delta m_h$  at 1-loop accuracy (here we take only the leading  $\Lambda^2$  part)

$$\delta m_{h\ 1loop\ SM}^2 = \frac{\Lambda^2}{16\pi^2} \left( 12\lambda - 12y_t^2 + \frac{3}{2}g_1^2 + \frac{9}{2}g_2^2 \right) \quad (182)$$

one can impose the condition (181) which gives us a fine-tuning allowed region in a plane  $(\lambda, \Lambda)$  for specified values of  $\Delta_h$ . The plot shown in fig. 33 was obtained

---

<sup>4</sup>Radiative corrections for fermion and vector boson masses do not contain quadratic divergences

with the help of a simple RegionPlot function (see [17]) in *Wolfram Mathematica*  
7

RegionPlot[FineTuning[m<sub>H</sub>, Λ] ≤ Δ<sub>h</sub>, {Λ, 1000, 100000}, {m<sub>H</sub>, 1, 600} (183)

where the numbers {Λ, 1000, 100000} correspond to the Λ range in GeV, {m<sub>H</sub>, 1, 600} is the m<sub>h</sub> range also in GeV and the function FineTuning[m<sub>H</sub>, Λ] is the LHS of (181).

The Δ<sub>h</sub> = 0 is fulfilled for m<sub>h</sub> ~ 310 GeV. One can assume the fine-tuning cancellation to be very precise (Δ<sub>h</sub> ~ 0.1) or just quite good (Δ<sub>h</sub> ~ 100). Even the assumption of Δ<sub>h</sub> ~ 100 is very useful, because it reduces the arbitrariness of Higgs mass choice.

The Veltman condition is sufficient to cancel quadratically divergent contributions to the Higgs mass only at the 1-loop order. A general form of leading higher order contributions, as in equation (168) is

$$m_h^2 \longrightarrow m_h^2 + \Lambda^2 \sum_{n=0}^{\infty} f_n(\lambda_i) \log^n \left( \frac{\Lambda}{\mu} \right) \quad (184)$$

The coefficient f<sub>1</sub> for Standard Model can be deduced from (175). We will concentrate on the 2-loop accuracy corrections, because 3-loop corrections are not relevant up to ~ 50 TeV scale.

$$\begin{aligned} \delta m_{h\ 2loops\ SM}^2 = & \frac{\Lambda^2}{(16\pi^2)^2} \log \left( \frac{\Lambda}{\mu} \right) (25g_1^4 + 9g_1^2g_2^2 - 15g_2^4 + 34g_1^2y_t^2 + 54g_2^2y_t^2 + 192g_3^2y_t^2 \\ & - 180y_t^4\lambda - 36g_1^2 - 108g_2^2\lambda + 144y_t^2\lambda + 288\lambda^2) \end{aligned} \quad (185)$$

where we put the renormalization scale to be the vacuum expectation value for the Higgs field μ = v = 246 GeV. As before we can use the estimation of corrections for different Δ<sub>h</sub>

$$\left| \frac{\delta m_{h\ 1loop\ SM}^2 + \delta m_{h\ 2loops\ SM}^2}{m_h^2} \right| \leq \Delta_h \quad (186)$$

As a result of this constraint we have a forbidden region in a plane (λ, Λ) (or (m<sub>h</sub>, Λ)), which one can see in fig. 34. The plot was obtained in the same way as fig. 33.



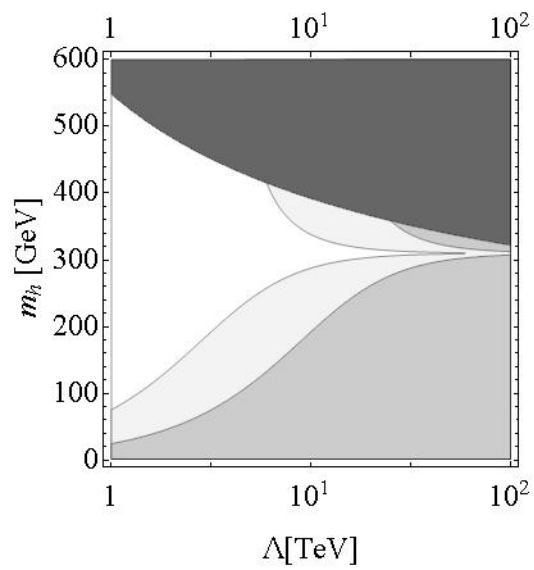


Figure 33: 1-loop constraints on  $m_h$  and  $\Lambda$ : triviality (black region is excluded) and 1-loop fine-tuning. For the fine-tuning  $\Delta_h = 10$  the white region is allowed. For the fine-tuning  $\Delta_h = 100$  the white and light grey regions are allowed. Dark grey region corresponds to  $\Delta_h > 100$ .

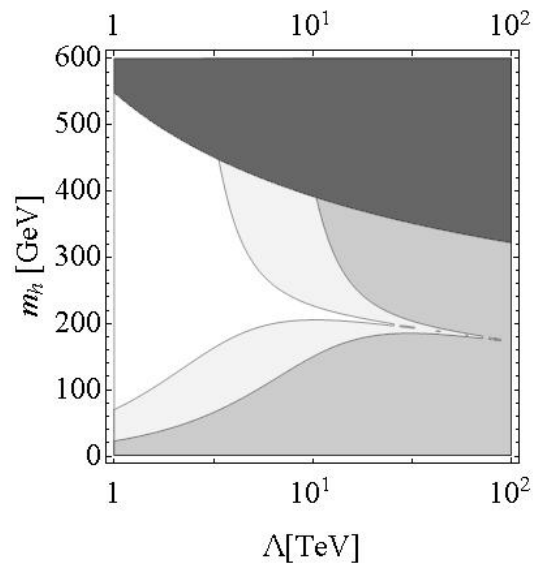


Figure 34: Constraints on  $m_h$  and  $\Lambda$ : triviality (black region is excluded) and 2-loop fine-tuning. For the fine-tuning  $\Delta_h = 10$  the white region is allowed. For the fine-tuning  $\Delta_h = 100$  the white and light grey regions are allowed. Dark grey region corresponds to  $\Delta_h > 100$ .

## 6 2-loop fine-tuning in the scalar singlet extension of the Standard Model

So far we presented the SM extension with  $N_\phi$  singlet scalar fields and singlet right-handed massive neutrinos. We would like now to show, why this particular SM extension is a useful idea to the particle physics and, as in the previous chapter, discuss classical Higgs mass constraints: triviality and fine-tuning.

The model with one singlet was presented in [20]. It is the most economic extension of the SM for which the fine-tuning problem is improved while preserving all the successes of the SM. Other advantages of the model are the presence of the Dark Matter candidate, neutrino masses and mixing or possible lepton asymmetry, however in this work we concentrate only on moderating the quadratic divergences of the Higgs mass. The Lagrangian for the model with a single new scalar field  $\phi$  with the gauge invariant coupling to the Higgs doublet and three singlet right-handed Majorana neutrinos reads:

$$L = L_{SM} + \frac{1}{2}\partial_\mu\phi\partial^\mu\phi + \frac{1}{2}\mu_\phi\phi^2 + \lambda_\phi\phi^4 + \lambda_x(H^\dagger H)\phi^2 + \overline{\nu_R}i\not{\partial}\nu_R - \frac{1}{2}\left(\overline{(\nu_R)^c}M\nu_R + h.c.\right) - \frac{1}{2}\left(\overline{(\nu_R)^c}Y_\phi\nu_R\phi + h.c.\right) \quad (187)$$

Through this renormalizable extension, we would like to generate additional radiative corrections to the Higgs boson mass that can soften the little hierarchy problem. The SM contributions to the quartic divergence are dominated by the top quark. Therefore introducing an extra scalar (different statistics) can suppress the SM result leading to a theory with ameliorated hierarchy problem. We will show that this leads also to constraints for the mass of the Higgs boson.

### 6.1 The triviality bound

As mentioned before in section 5.1, for the full triviality constraint, one has to solve the set of equations for all of the parameters in the SM extension. For our purposes, we will approximate the result by considering only the evolution of  $\lambda$  and  $\lambda_x$ .

$$\mu \frac{d\lambda}{d\mu} = \frac{3}{8}g_1^4 + \frac{9}{8}g_2^4 + \frac{3}{4}g_1^2g_2^2 - 6y_t^4 + 24\lambda^2 + 12y_t^2\lambda - 3g_1^2\lambda - 9g_2^2\lambda + 2\lambda_x^2 \quad (188)$$

$$\mu \frac{d\lambda_x}{d\mu} = 12\lambda\lambda_x + 24\lambda_\phi\lambda_x + 8\lambda_x^2 + 6y_t^2\lambda_x - \frac{3}{2}g_1^2\lambda_x - \frac{9}{2}g_2^2\lambda_x + 2\mathbf{Tr}(Y_\phi Y_\phi)\lambda_x \quad (189)$$

The solution for this set of differential equations, with initial conditions

$$\lambda(\mu = 80 \text{ GeV}) = \lambda_0 \quad (190)$$

$$\lambda_x(\mu = 80 \text{ GeV}) = \lambda_{x0} \quad (191)$$

are functions  $\lambda(\mu)$  and  $\lambda_x(\mu)$  that have a pole for a specific value  $\Lambda_\infty$  depending on (190) and (191). As in the previous chapter, if we want to make sure that the Landau pole is above the SM cut-off, then we receive a constraint on  $m_h$  and  $\Lambda$ . The region in  $(m_h, \Lambda)$  plane, forbidden due to this constraint, depends on the initial parameter  $\lambda_{x0}$  and the matrix  $Y_\phi$  in (187).

We assume  $\lambda_\phi \sim 0.1$  and therefore  $\lambda_\phi$  effects do not influence the result much. We will also assume the form of  $Y_\phi$  matrix as it is in [20] (which is a consequence of the  $Z_2$  symmetry of the singlet scalar field):

$$Y_\phi = \begin{pmatrix} 0 & 0 & b_1 \\ 0 & 0 & b_2 \\ b_1 & b_2 & 0 \end{pmatrix} \quad (192)$$

We will assume  $b_1 = b_2 = b$  and choose  $b$  such that the 1-loop corrections to the singlet scalar mass  $m_\phi$  cancel assuming small  $\lambda_\phi$  (see [20] and [21] for details). From (157) we can determine the correction to the scalar singlet mass

$$\delta m_\phi^2 = \frac{\Lambda^2}{16\pi^2} \left( -\frac{\Lambda^2}{2} h_{\phi\phi ii} + 2\mathbf{Tr}(Y_\phi Y_\phi) \right) = \frac{1}{16\pi^2} (-4\lambda_x - 12\lambda_\phi + 8b^2) \simeq 0 \quad (193)$$

which gives us  $b \simeq \sqrt{\frac{\lambda_x}{2}}$ .

The triviality bound on  $m_h$  as a function of  $\Lambda$ , for different values of the initial parameter  $\lambda_{x0}$ , can be seen in fig. 35. As one can see, a point  $(m_h, \Lambda)$  that is

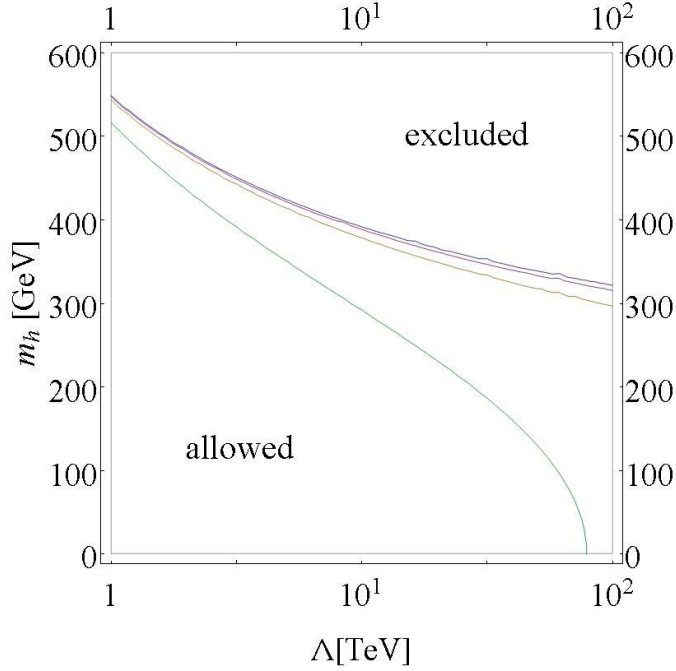


Figure 35: The "Triviality bound" dependence on  $\Lambda$  for fixed values  $\lambda_{x_0} = 0.1, 1, 2, 5$  (starting with the upper most). The region above each curve is forbidden by the triviality constraint for the specific set of parameters.

prohibited for  $\lambda_{x_0} = 5$  can be allowed if  $\lambda_{x_0} = 0$ . The allowed region shrinks as  $\lambda_{x_0}$  grows. Therefore, we will take the intersection of the prohibited regions as the triviality bound for  $m_h$ , which corresponds to the  $\lambda_{x_0} = 0$ . We should not forget that also the  $\lambda_x(\mu)$  function has the Landau divergence. Location of the pole depends on the initial values  $\lambda_{x_0}$  and  $\lambda_0$ . Growing  $\lambda_{x_0}$  implies a shift of the pole position towards smaller energies. For every initial condition  $\lambda_0$  we should specify a certain range of  $\lambda_{x_0}$  that the Landau pole of  $\lambda_x(\mu)$  is above a given value of  $\Lambda$ . Therefore, not every value of  $\lambda_{x_0}$  parameter is allowed for each Higgs mass and the cut-off  $\Lambda$ . The maximum  $\lambda_{x_0}$  one can see in the figure 36.

The results in figures 35 and 36, were both obtained through the same numerical procedure in *Mathematica* as introduced before in section 5.1.

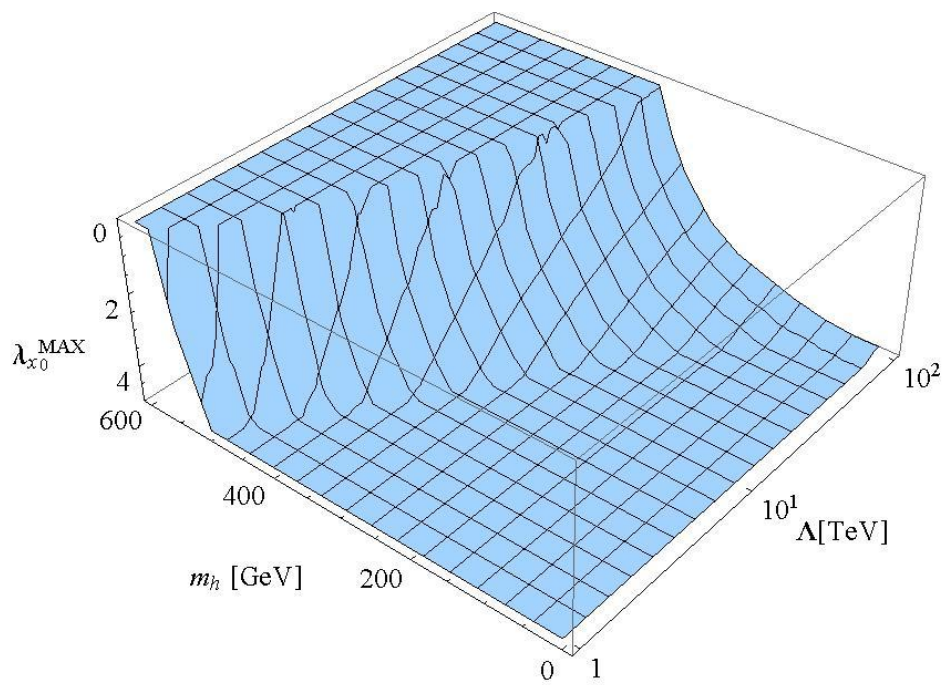


Figure 36: Maximum  $\lambda_{x_0}$  allowed by the triviality bound, as a function of  $m_h$  and  $\Lambda$ . We assume also  $0.1 \leq \lambda_{x_0} \leq 5$ .

## 6.2 The fine-tuning

To discuss the fine-tuning in the SM extension with a singlet scalar field and right singlet neutrinos, we need the full result for 1-loop and 2-loops corrections to the Higgs mass:

$$\begin{aligned}
\delta m_{h\ 1loop}^2 &= \frac{\Lambda^2}{16\pi^2} \left( 12\lambda + 2\lambda_x - 12y_t^2 + \frac{3}{2}g_1^2 + \frac{9}{2}g_2^2 \right) \\
&\quad - \frac{1}{16\pi^2} \left( 6\lambda m_h^2 \log \left( \frac{m_h^2 + \Lambda^2}{m_h^2} \right) + 2\lambda_x m_\phi^2 \log \left( \frac{m_\phi^2 + \Lambda^2}{m_\phi^2} \right) \right) \\
\delta m_{h\ 2loops}^2 &= \frac{\Lambda^2}{(16\pi^2)^2} \log \left( \frac{\Lambda}{\mu} \right) (25g_1^4 + 9g_1^2g_2^2 - 15g_2^4 + 34g_1^2y_t^2 + 54g_2^2y_t^2 \\
&\quad + 192g_3^2y_t^2 - 180y_t^4\lambda - 36g_1^2 - 108g_2^2\lambda + 144y_t^2\lambda + 288\lambda^2 \\
&\quad - 3g_1^2\lambda_x - 9g_2^2\lambda_x + 12y_t^2\lambda_x + 24\lambda\lambda_x + 40\lambda_x^2 + 48\lambda_x\lambda_\phi \\
&\quad + 4\lambda_x \mathbf{Tr}(Y_\phi Y_\phi)) \tag{194}
\end{aligned}$$

where the logarithmic terms in the 1-loop correction are kept as relevant because of the high value of  $m_\phi$  parameter.

As before, the corrections should be relatively small in comparison with the Higgs mass, so we again introduce the fine-tuning parameter  $\Delta_h$

$$\left| \frac{\delta m_{h\ 1loop}^2 + \delta m_{h\ 2loops}^2}{m_h^2} \right| \leq \Delta_h \tag{196}$$

We would like to repeat the assumptions from the previous section:  $\lambda_\phi \sim 0.1$ ,  $Y_\phi$  should roughly cancel the 1-loop correction to the scalar singlet mass  $m_\phi$ . Higgs coupling to the singlet scalar has to satisfy the following condition for every  $m_h$  and  $\Lambda$

$$0.1 \leq \lambda_{x0} \leq \lambda_{x0}^{MAX}(m_h, \Lambda) \leq 5 \tag{197}$$

where  $\lambda_{x0}^{MAX}(m_h, \Lambda)$  is the triviality constraint (see fig. 36). We would like the singlet scalar mass  $m_\phi$  to be in a range 500 - 5000 GeV and, in order to satisfy  $\langle \phi \rangle = 0$ , it must also fulfil the inequality

$$m_\phi^2 - \lambda_{x0}v^2 > 0 \tag{198}$$

where  $v = 246$  GeV is the Higgs field vacuum expectation value (see [20] for details). With all these assumptions we can now consider allowed values of  $m_h$  and  $\Lambda$  for different  $\Delta_h$ .

For each point in the allowed by triviality part of the  $(m_h, \Lambda)$  plane we have a set of parameters  $\lambda_{x0}$  and  $m_\phi$  such that they satisfy all of the just mentioned conditions. If there is no such a set of  $\lambda_{x0}$  and  $m_\phi$  that the fine-tuning inequality (196) is fulfilled for a specified value of  $\Delta_h$ , then the point  $(m_h, \Lambda)$  belongs to the forbidden by  $\Delta_h$  fine-tuning region. We can solve these numerically using *Mathematica*. A simplified program that minimizes the LHS of (196) in terms of allowed  $\lambda_{x0}$  and  $m_\phi$  and compares it with  $\Delta_h$ , obtaining plots such as in figs. 37 and 38, is the following:

$$\begin{aligned} \text{Figure}[\Delta_h] &:= \text{RegionPlot}[\text{First}[\text{NMinimize}[\{ \\ &\quad \text{FineTuning}[m_H, \lambda_{x0}, b, \Lambda, m_\phi], \\ &\quad 0.1 \leq \lambda_{x0} < \text{LambdaXMAX}[m_h, \Lambda], \\ &\quad 500 < m_\phi < 5000, \\ &\quad b == \sqrt{(\lambda_{x0}/2)}, \\ &\quad m_\phi^2 - \lambda_{x0}v^2 > 0\}, \\ &\quad \{\lambda_{x0}, m_\phi\}]] > \Delta_h, \{\Lambda, 1000, 100000\}, \{m_h, 1, 600\}] \quad (199) \end{aligned}$$

where  $\text{FineTuning}[m_H, \lambda_{x0}, b, \Lambda, m_\phi]$  is the LHS from (196),  $\text{LambdaXMAX}[m_h, \Lambda]$  is the function from (197), the  $m_\phi$  range 500 to 5000 is in GeV, such as the ranges  $\{\Lambda, 1000, 100000\}$  and  $\{m_h, 1, 600\}$ .

In the right panel of figs. 37 and 38 allowed regions of  $m_h$  and  $\Lambda$  are shown in the singlet extended model in comparison with the SM results (left panel). What we can observe, is that the part for low Higgs mass which is forbidden in the SM fine-tuning plots, is allowed in the singlet scalar extension. This happens because, for low Higgs mass the leading contribution to the mass correction comes from the Yukawa top quark coupling. In the extended model it cancels with the contributions from the singlet scalar, as they come with opposite signs (different statistics). For large Higgs masses, the mass correction coming from the Higgs quartic coupling dominates over the correction from the top quark. As all the scalar contributions are of the same sign, they can't cancel each other. Increasing the additional couplings coming from the presence of the singlet scalar only worsen the fine-tuning condition. That is also why the upper bound difference between models is negligible - for the large Higgs masses we have  $\lambda_x \simeq 0$ .



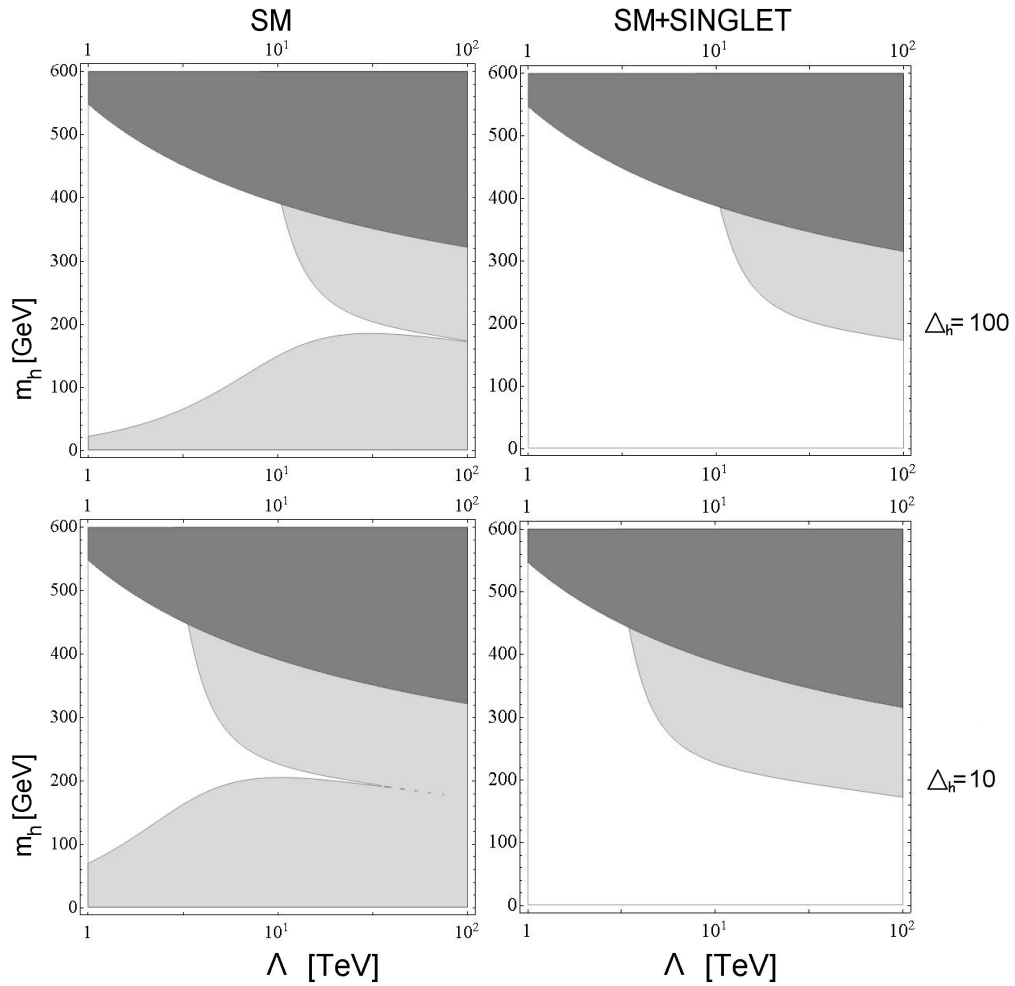


Figure 37: Allowed regions (white) for  $m_h$  and  $\Lambda$  resulting from the fine-tuning in the SM and the SM singlet extension for  $\Delta_h = 100$  and  $\Delta_h = 10$ . Dark grey region is excluded by the triviality argument for any value of  $\lambda_{x_0}$  in the range  $0.1 \leq \lambda_{x_0} \leq 5$ .

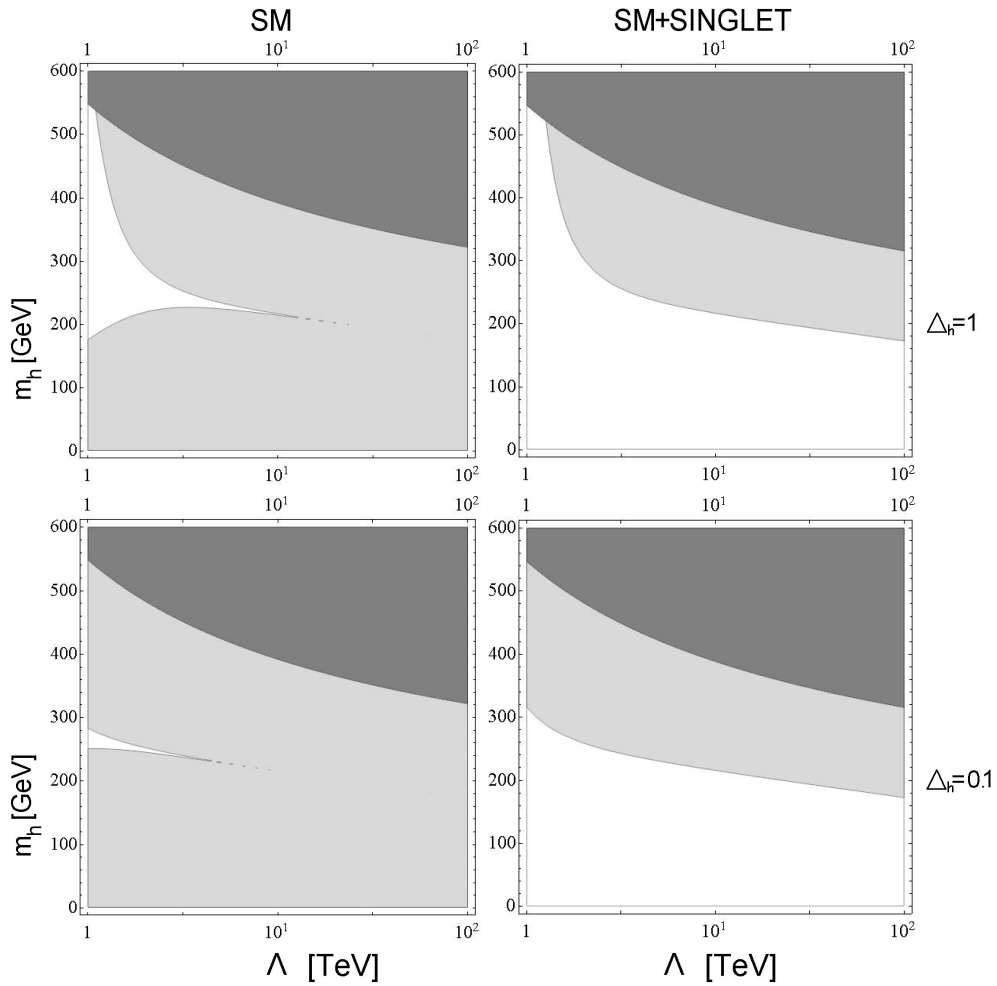


Figure 38: Allowed regions (white) for  $m_h$  and  $\Lambda$  resulting from the fine-tuning in the SM and the SM singlet extension for  $\Delta_h = 1$  and  $\Delta_h = 0.1$ . Dark grey region is excluded by the triviality argument for any value of  $\lambda_{x0}$  in the range  $0.1 \leq \lambda_{x0} \leq 5$ .

## 7 Summary and conclusions

There are two main results of this work.

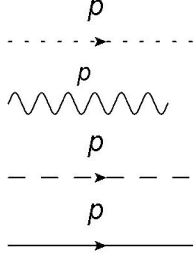
First result are the derived 1-loop equations for beta functions in general gauge theory with scalars and fermions and a single gauge symmetry and the 1- and 2-loop quadratic corrections to scalar masses, including contributions from Dirac and Majorana fermions.

In the second part of the work we studied the theoretical constraints on the Higgs mass and new physics scale coming from triviality and fine-tuning. In the SM, the fine-tuning condition gives a significant constraint on the Higgs boson mass and on the scale of new physics beyond the SM. **However, the one scalar singlet SM extension opens a window for the low Higgs masses without significant constraint on the new physics scale.**

There are still more questions to be answered about the singlet scalar Standard Model extension. Is the new particle a good Dark Matter candidate? Can it explain the leptogenesis? What about multi-singlet SM extensions?

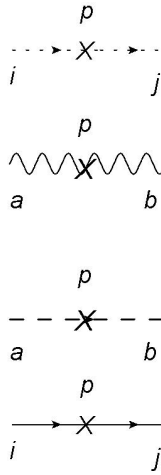
## A Feynman rules for general gauge theory

The Feynman rules for the propagators for the general gauge theory with scalar, gauge boson, ghost and fermion fields, with no mass for the scalar and gauge fields (for the full Lagrangian see 2)



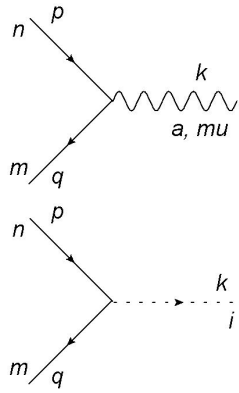
$$\begin{aligned}\tilde{D}_F(p) &= \frac{i}{p^2 - m^2 + i\epsilon} \\ \tilde{D}_F^{\mu\nu}(p) &= \frac{i(-g^{\mu\nu} + (1-\xi)\frac{p^\mu p^\nu}{p^2})}{p^2 - m^2 + i\epsilon} \\ \tilde{G}_F(p) &= \frac{i}{p^2 + i\epsilon} \\ \tilde{S}_F(p) &= \frac{i(\not{p} + m)}{p^2 - m^2 + i\epsilon}\end{aligned}$$

Wave-function renormalization counterterms contribution to propagators:



$$\begin{aligned}i(\Delta Z_\phi)_{ij} p^2 \\ i\Delta Z_A (-p^2 g_{\mu\nu} + p_\mu p_\nu) \delta_{ab} - \frac{i}{\xi} K_\xi p_\mu p_\nu \delta_{ab} \\ i\Delta Z_\eta p^2 \delta_{ab} \\ i\frac{1}{2} \left( \Delta Z_\psi^\dagger + \Delta Z_\psi \right)_{nm} \not{p}\end{aligned}$$

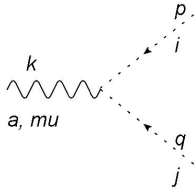
The Feynman rules for the vertices:



$$-ig\bar{\mathbf{T}}_{mn}^a \gamma_\mu$$

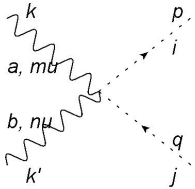
$$-i\kappa_{mn}^i$$

The following diagram is symmetric under interchanges  $i, j$ , which must be included in the vertex coupling. Considering the fact that  $T_{i,j}^a$  is hermitian and imaginary, the vertex coupling simplifies to:



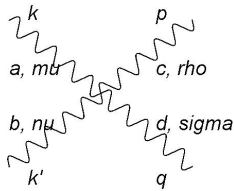
$$ig(p^\mu - q^\mu)\mathbf{T}_{ij}^a$$

Fol term is symmetric under interchanges  $(a, \mu), (b, \nu)$  and  $i, j$ . To have an expression which treats all of the interacting in the vertices fields the same, we need to include all the interchanges.



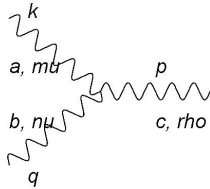
$$-ig^2 g^{\mu\nu} (\mathbf{T}_{kj}^a \mathbf{T}_{ki}^b + \mathbf{T}_{ki}^a \mathbf{T}_{kj}^b)$$

The quadrilinear term is symmetric under interchanges  $(a, \mu), (b, \nu), (c, \rho), (d, \sigma)$ . To have an expression which treats all of the interacting in the vertices gauge fields the same, we need to include all the interchanges.

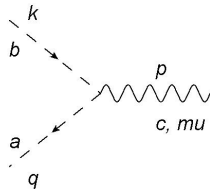


$$\begin{aligned}
 & -ig^2(f_{eab}f_{ecd}(g^{\mu\rho}g^{\nu\sigma} - g^{\mu\rho}g^{\nu\sigma}) \\
 & \quad f_{eac}f_{ebd}(g^{\mu\nu}g^{\rho\sigma} - g^{\mu\sigma}g^{\nu\rho}) \\
 & \quad f_{ead}f_{ebc}(g^{\mu\nu}g^{\rho\sigma} - g^{\mu\rho}g^{\nu\sigma}))
 \end{aligned}$$

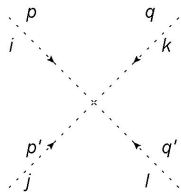
The trilinear term is totally antisymmetric under interchanges  $(k, \mu), (q, \nu), (p, \rho)$ . To have an expression which treats all of the interacting in the vertices gauge fields the same, we need to include all the interchanges.



$$g f_{abc}(g^{\mu\nu}(k - q)^\rho + g^{\nu\rho}(q - p)^\mu + g^{\rho\mu}(p - k)^\nu)$$

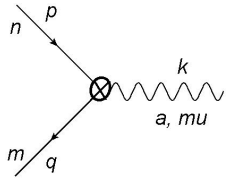


$$-g f_{abc} q^\mu$$

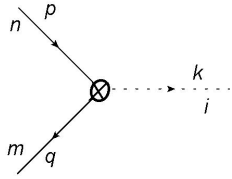


$$-i h_{ijkl}$$

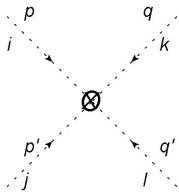
Feynman rules for the counterterms relevant in the work:



$$-i\gamma^\mu (\Delta g \bar{\mathbf{T}}^a)_{mn}$$



$$-i\Delta \kappa_{mn}^i$$



$$-i\Delta h_{ijkl}$$

## B Table of Integrals

Integrals in the dimensional regularization

$$\mu^\epsilon \int \frac{d^d q}{(2\pi)^d} \frac{1}{q^2(p+q)^2} = \frac{2i}{16\pi^2\epsilon} \quad (200)$$

$$\mu^\epsilon \int \frac{d^d q}{(2\pi)^d} \frac{q^\mu}{q^2(p+q)^2} = -\frac{ip^\mu}{16\pi^2\epsilon} \quad (201)$$

$$\mu^\epsilon \int \frac{d^d q}{(2\pi)^d} \frac{q^\mu q^\nu}{q^2(p+q)^2} = \frac{i}{16\pi^2\epsilon} \left( \frac{2}{3} p^\mu p^\nu - \frac{1}{6} g^{\mu\nu} p^2 \right) \quad (202)$$

$$\mu^\epsilon \int \frac{d^d q}{(2\pi)^d} \frac{q^\mu q^\nu}{q^2 q^2 (p+q)^2} = \frac{ig^{\mu\nu}}{32\pi^2\epsilon} \quad (203)$$

$$\mu^\epsilon \int \frac{d^d q}{(2\pi)^d} \frac{q^\mu q^\nu q^\alpha q^\beta}{q^2 q^2 q^2 (p+q)^2} = \frac{1}{12} \frac{i}{16\pi^2\epsilon} (g^{\mu\nu} g^{\alpha\beta} + g^{\mu\alpha} g^{\nu\beta} + g^{\mu\beta} g^{\nu\alpha}) \quad (204)$$

Integrals in the cut-off regularization (following [22], [23])

$$\int \frac{d^4 q}{(2\pi)^4} \frac{i}{q^2 - m^2} = \frac{1}{16\pi^2} \left( \Lambda^2 - m^2 \log \left( \frac{m^2 + \Lambda^2}{m^2} \right) \right) \quad (205)$$

$$\int \frac{d^4 q}{(2\pi)^4} \frac{i}{(q^2 - m_a^2)(q^2 - m_b^2)} = \frac{1}{16\pi^2} \log \left( \frac{\Lambda^2}{m_a m_b} \right) + \dots \quad (206)$$

$$\int \int \frac{d^4 q}{(2\pi)^4} \frac{d^4 k}{(2\pi)^4} \frac{1}{(q^2 - m_a^2)((q+k)^2 - m_b^2)(k^2 - m_c^2)} = -\frac{1}{(16\pi^2)^2} 2\Lambda^2 \quad (207)$$



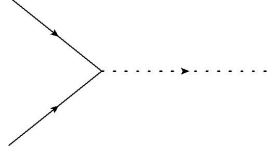


Diagram 39: Yukawa interaction for Majorana fermions vertex

## C Feynman Rules for Majorana Fermions

Feynman rules for Majorana neutrinos can be found for example in [24] or [25].

In this appendix  $\psi$  denotes a Majorana fermion field and  $\varphi$  a scalar field. We are interested in the following Lagrangian:

$$L = \bar{\psi}i\not{\partial}\psi - \frac{1}{2}M(\bar{\psi}^c\psi + \bar{\psi}\psi^C) - \frac{1}{2}(\bar{\psi}^c Y_\varphi \psi \varphi + \bar{\psi} Y_\varphi \psi^c \varphi) \quad (208)$$

where  $(\ )^c$  denotes the charge conjugation operator,  $\bar{\psi}^c = \psi^T \hat{C}$ ,  $\hat{C}$  is an antisymmetric charge conjugation matrix.

We define  $a^\dagger$  and  $b^\dagger$  as the creation operator of fermion and antifermion, respectively. Similarly  $a$  and  $b$  are the annihilation operators.  $d^\dagger$  and  $d$  are creation and annihilation operators of the scalar particle  $\varphi$ .  $|(k, \lambda)\rangle$  is a state of a single Majorana fermion of momentum  $k$  and helicity  $\lambda$ .  $|k\rangle$  denotes a one scalar particle state of momentum  $k$ .

$$|(k, \lambda)\rangle = a_{k,\lambda}^\dagger |0\rangle \quad (209)$$

$$|k\rangle = d_k^\dagger |0\rangle \quad (210)$$

where  $|0\rangle$  is the vacuum state.

We would like to determine the Feynman rule for a Yukawa interaction vertex with two Majorana fermions, as in diagram 39. Below  $\mathbf{T}$  denotes the time-order operator.

$$\begin{aligned} \text{diagram 39} &= \langle 0 | a_{k_1, \lambda_1} a_{k_2, \lambda_2} \mathbf{T} \left[ \int d^4x \left( -i \frac{1}{2} \varphi(x) \psi(x)^T \hat{C} Y_\varphi \psi(x) \right) \right] b_{k_3}^\dagger |0\rangle = \\ &= -i v_{k_1, \lambda_1}^T \frac{1}{2} (\hat{C} Y_\varphi - Y_\varphi \hat{C}^T) v_{k_2, \lambda_2} \delta^4(k_1 + k_2 - k_3) \\ &= -i v_{k_1, \lambda_1}^T \hat{C} Y_\varphi v_{k_2, \lambda_2} \delta^4(k_1 + k_2 - k_3) \end{aligned} \quad (211)$$

Therefore, the Feynman rule for a Yukawa interaction for Majorana fermion vertex with fermion lines as in diagram 39 is simply  $(-i\hat{C}Y_\varphi)$ .

The Feynman rule for Majorana fermion propagator can be obtained for example from [25]:

$$\begin{array}{c} \longleftarrow \longrightarrow \end{array} \qquad \langle 0|T [\psi^T(x)\psi(y)] |0\rangle = -i \left( S(x-y)\hat{C} \right)$$

## References

- [1] A. O. Bouzas, *Mixing-matrix renormalization revisited*, Eur. Phys. J. C20, (2001), 239-252
- [2] C. D. Palmer and M. E. Carrington *A general expression for Symmetry Factors of Feynman Diagrams*, arXiv:hep-th/0108088
- [3] D. Bailin and A. Love, *Introduction to Gauge Field Theory*, IOP Publishing, (1993)
- [4] T. P. Cheng *et al.* *Higgs phenomena in asymptotically free gauge theories*, Phys. Rev. D, Vol 9, No 8, (1974)
- [5] S. Pokorski, *Gauge Field Theories*, Cambridge University Press, (2000)
- [6] M. E. Machacek and M. T. Vaughn *Two-loop renormalization group equations in a general quantum field theory,I. Wave function renormalization*, Nucl. Phys. B222, (1983), 83-103
- [7] M. E. Machacek and M. T. Vaughn *Two-loop renormalization group equations in a general quantum field theory,II. Yukawa couplings*, Nucl. Phys. B236, (1984), 221-232
- [8] M. E. Machacek and M. T. Vaughn *Two-loop renormalization group equations in a general quantum field theory,III. Quadrilinear couplings*, Nucl. Phys. B249, (1985), 70-92
- [9] M. T. Vaughn *Renormalization Group Constraints on Unified Gauge Theories,II. Yukawa and Scalar Quartic Couplings*, NUB-2529, (1981)

- [10] Yu. F. Pirogov and O.V. Zenin *Two-loop renormalization group restrictions on the Standard Model and the fourth chiral family*, arXiv:hep-ph/0902.0628v3
- [11] H. Davoudiasl *et al.* *The new minimal Standard Model*, arXiv:hep-ph/0405097
- [12] J. A. Casas *et al.* *Implications for New Physics from Fine-Tuning Arguments: I. Application to SUSY and Seesaw Cases*, arXiv:hep-ph/0410298
- [13] E. Kh. Akhmedov *Neutrino Physics*, arXiv:hep-ph/0001264
- [14] M. B. Einhorn and D. R. T. Jones *Effective potential and quadratic divergences*, Phys. Rev D46, (1992), 5206-5208
- [15] C. Kolda and H. Murayama *The Higgs Mass and New Physics Scales in the Minimal Standard Model*, arXiv:hep-ph/0003170
- [16] Wolfram Research, *Mathematica Tutorial*, Utility Packages for Numerical Differential Equation Solving, <http://reference.wolfram.com/mathematica/tutorial/NDSolvePackages.html>
- [17] Wolfram Research, *Mathematica*, Visualisation And Graphics, Function Visualisation, <http://reference.wolfram.com/mathematica/ref/RegionPlot.html>
- [18] M. Veltman *The Infrared - Ultraviolet Connection*, Acta Phys. Pol. B12,(1981), 437
- [19] A. Kundu and S. Raychaudhuri *Taming the scalar mass problem wit a singlet Higgs boson*, arXiv:hep-ph/9410291
- [20] B. Grzadkowski and J. Wudka *Pragmatic approach to little hierarchy problem*, arXiv:hep-ph/0902.0628v3
- [21] B. Grzadkowski *A Natural Two-Higgs Doublet Model*, arXiv:hep-ph/0910.4068v1
- [22] T.Inami *et al.* *Cancellation of quadratic divergences and uniqueness of softly broken supersymmetry*, Phys. Lett. B, Volume 117, Issue 3-4, p. 197-202 (1982)
- [23] T.Varin *et al.* *How to preserve symmetries with cut-off regularized integrals?*, arXiv:hep-ph/0611220v1

- [24] A. Denner *et al.* *Feynman rules for fermion-number-violating interactions*, Nucl. Phys. B387, (1992), 467-484,  
A. Denner *et al.* *Compact Feynman rules for Majorana fermions*, Phys. Lett. B291, (1992), 278-280
- [25] J. Gluza and M. Zralek *Feynman rules for Majorana-neutrinos interactions*, Phys. Rev. D45, (1992), 1693-1700