

## Multiple populations in globular clusters

### Lessons learned from the Milky Way globular clusters

Raffaele G. Gratton · Eugenio Carretta ·  
Angela Bragaglia

Received: date / Accepted: date

**Abstract** Recent progress in studies of globular clusters has shown that they are not simple stellar populations, being rather made of multiple generations. Evidence stems both from photometry and spectroscopy. A new paradigm is then arising for the formation of massive star clusters, which includes several episodes of star formation. While this provides an explanation for several features of globular clusters, including the second parameter problem, it also opens new perspectives about the relation between globular clusters and the halo of our Galaxy, and by extension of all populations with a high specific frequency of globular clusters, such as, e.g., giant elliptical galaxies. We review progress in this area, focusing on the most recent studies. Several points remain to be properly understood, in particular those concerning the nature of the polluters producing the abundance pattern in the clusters and the typical timescale, the range of cluster masses where this phenomenon is active, and the relation between globular clusters and other satellites of our Galaxy.

**Keywords** Galaxy: general · Globular Clusters · halo · Stars: abundances · Hertzsprung-Russell and C-M diagrams

---

R.G. Gratton  
INAF - Osservatorio Astronomico di Padova  
Phone: +39-049-8293442  
Fax: +39-049-8759840  
E-mail: raffaele.gratton@oapd.inaf.it

E. Carretta  
INAF - Osservatorio Astronomico di Bologna  
Phone: +39-051-2095776  
E-mail: eugenio.carretta@oabo.inaf.it

A. Bragaglia  
INAF - Osservatorio Astronomico di Bologna  
Phone: +39-051-2095770  
E-mail: angela.bragaglia@oabo.inaf.it

PACS 97.10.Cv · 97.10.Tk · 97.10.Zr · 98.20.-d · 98.20.Gm · 98.35.Bd · 98.35.Gi · 98.35.Ln

## 1 Introduction

A single stellar population is a set of stars having the same age and initial chemical composition (in terms of both He and metal abundances), and different mass, distributed according to an initial mass function (IMF). This definition, which is described by a single isochrone in the colour-magnitude diagram, may possibly be extended to include binaries. Single stellar population is a tool widely used in stellar and galactic evolution context. Stellar populations in galaxies are usually assumed to be reproduced by suitably weighted sums of single stellar populations. Stellar clusters were usually considered good examples of single stellar populations. Many concepts of stellar evolution were developed in order to describe the location of stars in the colour-magnitude diagram of clusters using the single stellar population concept. A short list includes the nature of blue stragglers, the inclusion of mass loss in stellar models, the explanation of the horizontal branch (HB) including semi-convection, most aspects of the asymptotic giant branch (AGB) evolution, the evolution of stars along the white dwarf cooling sequence, the transformations between theoretical and observational planes, etc. Single stellar population is clearly a very useful concept. As many other approximations, it however fails when subject to deeper scrutiny. The colour-magnitude diagram of a globular cluster may look as an isochrone at first glance, that is, a globular cluster appears close to a single stellar population; however, a closer examination soon reveals for instance, that the HB of most globular clusters cannot be reproduced by a single stellar population. In a way, the fact that real clusters are not exactly single stellar populations should be obvious, since instantaneous star formation and complete chemical homogeneity of the original molecular cloud are not to be expected. However, the departures of globular clusters from single stellar population are much larger and significant than simply a small spread of the formation epoch or original inhomogeneities. It can be shown that galaxies cannot be reproduced by a suitably weighted sum of a number of single stellar population-globular clusters. Rather, multiple populations (MPs) in globular clusters provide information on how they formed, and on the likely relation with the host galaxy. Throughout this review, we will use the term “multiple populations” as the synonymous of “multiple generations of stars” that can be distinguished either from their spectra or from multiple sequences in the colour-magnitude diagram. Other authors prefer limiting this definition only to those cases where multiple main sequences or subgiant branches - but oddly not horizontal branches or red giant branches (RGBs) - have been observed. We think that such a distinction only arises for historical reasons and does not help to understand the wide implications of the multiple population question. Observation of multiple main sequences and subgiant branches require photometry of exquisite quality, and is up to now limited to only a

few cases - a sample which is however growing steadily in the last few years. The case of NGC 6397, a globular cluster thought to have an astonishingly narrow main sequence, which has been shown to consist of two close but distinct sequences by Milone et al. (2011), is emblematic. While it is clear that other confirmations of the correlation between spectroscopic and photometric properties would be welcome, the observational data are already sufficiently strong to make the conclusion about its reality robust, and justify our use of the multiple population concept.

Progress in the last few years have in fact shown that globular cluster formation is a complex phenomenon. Scenarios for globular cluster formation now include several generations of stars, that we may schematically divide into a primordial, first generation and a second generation, although the second generation likely consists of several distinct sub-populations. The second generation stars form from material polluted by the ejecta of a fraction of the first generation population (Gratton et al. 2001, 2004; Ramirez & Cohen 2002; Carretta et al. 2010a). Evidence for the presence of these different populations stems from their chemical composition, in particular the abundances of the light elements involved in proton-capture processes (C, N, O, F, Na, Mg, Al, Si; Osborn 1971; Cottrell and Norris 1981; Kraft 1978, 1994; Gratton et al. 2001, 2004; see Carretta et al. 2009a, 2009b, and references therein), as well as from the splitting of sequences in the colour-magnitude diagram (see Piotto 2009). Most of the stars currently in globular clusters belong to the second generation that is characterised by a peculiar composition, rarely found among field stars. The residual component of the first generation, low-mass stars with the composition typical of the ejecta of core-collapse supernovae (e.g. Truran & Arnett 1971) and similar to that of field halo stars, is still present in globular clusters, but is only a third of the current total population. Since the peculiar composition of the second generation stars requires that they formed from the ejecta of only a fraction of the first generation stars (the so called “polluters”), it may be concluded that globular clusters were created within massive episodes of star formation and that most of their original population has been lost. This has renewed the interest for the relation existing between globular clusters and field halo: it is even possible that most of the halo of our Galaxy - and by extension of other environments with a similar high specific frequency of globular clusters - formed within these massive star formation episodes.

Many aspects of this scenario are still unclear and currently debated. They concern the timescale of the phenomenon and the related issue of the nature of the polluters; the need for “dilution” of the processed material with unprocessed material (see Prantzos & Charbonnel 2006) and the origin of the diluting material; the construction of realistic hydrodynamical models; the identification and characterisation of young, present-day counterparts; the connection between different observational aspects of the phenomenon (photometry vs spectroscopy; the evidence in different evolutionary phases; the connection with anomalies in the colour-magnitude diagram such as extended, blue HBs; the AGB; etc.); the range of masses of the original population and the relation

with open clusters, nuclear star clusters, ultra-compact dwarf galaxies, and dwarf spheroidals (dSph); the rôle of globular clusters in galactic evolution, etc.

The reader should also be alerted that in addition to the scenario we discuss in this review, there are several mechanisms that can potentially produce chemical inhomogeneities in globular clusters. They include:

- Original inhomogeneities in the material from which the globular cluster formed (see e.g. Kraft 1979). At variance with earlier findings, star forming regions and very young clusters are now usually found to be chemically homogeneous in spite of evidence of rather prolonged star formation; this suggests that interstellar matter is effectively well mixed and that self-enrichment was not relevant (see e.g., Shen et al. 2005; D’Orazi & Randich 2009; Nieva & Simon-Diaz 2011, and references therein). However, globular clusters are much more massive objects, and likely formed in very large although compact star forming regions. Chemical inhomogeneities might either be primordial, caused by inadequate mixing of the interstellar matter from which the stars formed, or through some - perhaps limited - capability of retaining ejecta of the most rapidly evolving stars, since the formation of the globular cluster must have taken some time. Various authors (see the review by McKee & Ostriker 2007 and references therein) suggest that star formation within a giant molecular cloud occurs on timescales comparable to a few times (1-3) the crossing time (roughly,  $t_{\text{cr}} \sim 10 M_6^{1/4}$  Myr, where  $M_6$  is the mass of the cloud in units of  $10^6 M_\odot$ ). Keeping in mind that the final cluster is a few percent of the original giant molecular cloud (see below), a timescale of 30 Myr for the formation of the primordial population of a cluster such as M 54 and  $\omega$  Cen (currently a few  $10^6 M_\odot$ ) seems fully reasonable. Clusters smaller in size by an order of magnitude (that is, typical clusters with  $M_V \sim -7.8$ ) should have required a shorter but not negligible time ( $\sim 10 - 20$  Myr). On the other hand, Galactic giant molecular clouds seem to have an upper limit to their mass of a few  $10^6 M_\odot$ ; larger masses are usually called Giant Molecular Associations, because they fragment in smaller pieces. It is not clear whether this depends on metallicity or environment. This is likely the reason why globular clusters do not form any more in the Milky Way, given the low efficiency with which giant molecular clouds can be transformed in clusters. Also, fragmentation of the larger giant molecular clouds may lead to more complicate geometries, and then to smaller efficiencies in the cloud-to-cluster transformation.
- Peculiar evolution of individual stars, either because they are members of interacting binaries, or because some parameter such as, for example, internal rotation, may cause significant alterations to the surface chemical composition, due e.g. to a high mass loss rate or meridional circulation (Sweigart & Mengel 1979). This mechanism has long been considered in connection to the Na-O anticorrelation (see the reviews by Kraft 1979, 1994), as well as the HB second parameter (see the review by Catelan 2009). Interacting binaries have certainly a rôle in explaining the blue stragglers

and other peculiar objects, such as millisecond pulsars, found in globular clusters, but these are only a small minority of the cluster stars. The impact of peculiar evolution on the global properties of globular clusters has never been assessed in a definitive way in spite of many attempts. It is possible and even likely that overall mass loss is slightly different from star-to-star in globular clusters (see the discussion in Catelan 2009); however, this effect is probably small and cannot explain most of the phenomenology and regularities discussed throughout this review.

- Merging of globular clusters. While this event is very unlikely to occur in the halo of the Milky Way owing to the very large relative velocities of globular clusters, it might happen in dSph's such as, e.g. Sagittarius (Sgr), where the spread of velocities within the galaxy are comparable to that within the globular clusters. Globular clusters formed in a dSph may then be inherited by the Milky Way when the dSph is tidally destroyed, as is observed for Sgr. In these conditions, dynamical friction may be very efficient, leading the most massive clusters to spiral toward the dSph centre and merge (see e.g. Bellazzini et al. 2008). A similar fate is likely to occur for binary clusters such as those frequently observed in the Magellanic Clouds (Bhatia & Hatzidimitriou 1988).
- Interstellar matter originally unrelated to the cluster may cumulate around deep potential wells and provide material for new episodes of star formation. This mechanism is likely active around the central black hole in galactic nuclei, and might explain the origin of the nuclear star clusters observed in almost all late type galaxies including the Milky Way (Böker 2010) where there seems to be repeated episodes of star formation (Krabbe et al. 1995; Rossa et al. 2006; Walcher et al. 2006). The potential wells of these objects are typically much deeper than for globular clusters, except possibly for the most massive ones. Accretion of interstellar matter by globular clusters has been recently modelled by various authors (Bekki & Mackey 2009; Conroy & Spergel 2011, but see D'Ercole et al. 2011 for the limits on the amount of pristine interstellar matter that may be involved in the second generation formation to reproduce the observed abundance pattern), and might be an attractive explanation for those cases where the relative velocities are small, such as the Magellanic Cloud clusters with multiple main sequence turn-off's (TO's).

The chemical imprinting of these various mechanisms is likely different from that originated by the scenario of multiple populations related to the cluster formation we will discuss throughout this review. For instance, most of them cannot produce O-poor stars, typically observed only in the cluster environment. However, since they may perhaps occasionally occur, they may complicate the observational pattern. One of the main purposes of current investigations is to separate the aftermaths of these different mechanisms, in order to properly understand what globular clusters are and how they formed.

In this review, we describe recent progress in the investigation of multiple populations in globular clusters. We mainly focus on the progress made after

the last review by Gratton et al. (2004), in turn an update of the review by Kraft (1994). Our presentation is biased toward evidence from spectroscopy, which is the field where the authors are more expert. A recent review of evidence from photometry can be found in Piotto (2009). Excellent reviews on related topics include Helmi (2008), which discusses the characteristics and origin of the Galactic halo; Brodie & Strader (2006), which presents evidence on extragalactic globular cluster systems; and Portegies-Zwaart et al. (2010) on young massive stellar clusters. Very useful is also the series of papers on stellar clusters which appeared in Volume 368 of the Philosophical Transactions of the Royal Society.

The review is organised as follows. In Section 2 we present the evidence for multiple stellar populations along the colour magnitude diagram. Both photometric and spectroscopic results will be reviewed. In Section 3 we discuss the relevant aspects of stellar evolution and nucleosynthesis and the related scenarios for globular cluster formation and early evolution. In Section 4 we analyse the connection between globular clusters and the halo of our Galaxy, focusing on the impact of multiple stellar populations. A short presentation of open questions and expected advances is given in the concluding Section.

## 2 Observational aspects of multiple stellar populations

In this Section, we describe the phenomenology of the multiple populations along the different evolutionary sequences of globular clusters, beginning with the main sequence even if the first evidence came of course from the brighter, evolved RGB stars.

### 2.1 Main Sequence (MS)

For a long time the photometric narrow evolutionary sequences were interpreted as proofs of the single-age, single-metallicity nature of globular clusters. However, variations in light elements were being found in MS stars as early as at the beginning of the 80's. Hesser & Bell (1980) found different CN band strengths in seven MS stars of 47 Tuc, similar to that found for giants; they noted that this implies a primordial origin, since there is no mechanism able to mix N to the surface in MS stars, at variance with RGB ones (see Sect. 2.3). Similar findings were presented, e.g., by Cannon et al. (1998) together with a well developed discussion of the possible sources. While it was recognised that mixing was not a viable explanation because MS low-mass stars do not have a convective envelope able to transport the nucleary processed material to the atmosphere, the other possibilities (primordial origin caused by two or more protocluster gas clouds, self-enrichment due to a second generation of stars, and surface pollution caused by mass transfer on already formed stars) were considered and debated. The amount of data increased, and generally a bimodality in CN strength and an anticorrelation between CN and CH was

found (see e.g., Cohen 1999a,b; Harbeck et al. 2003; Briley et al. 2004; Cohen et al. 2005). More recently Kayser et al. (2008) and Pancino et al. (2010) have measured CN and CH in eight and 12 globular clusters, respectively, partly in common, explicitly interpreting their results in the multiple population scenario.

It was only later that measures of the other existing variations in light elements (Na, O, Al, Mg, see Sect. 2.3) could be made for stars on the MS. Using low resolution spectra, Briley et al. (1996) found significant variations in Na, correlated with CN, in six stars at the main sequence turn-off of 47 Tuc. The seminal work was by Gratton et al. (2001) who presented Na, O, Mg, and Al abundances for a few main sequence turn-off stars in NGC 6752 and NGC 6397. They analyzed UVES spectra at high resolution, finding clear anticorrelations (especially when also unevolved, SGB stars were considered) between O and Na, and Mg and Al, similar to what was present in RGB stars. Since the temperature at which the reactions that produce Na, and especially those that destroy Mg (70 MK, Arnould et al. 1999), can not be reached by low-mass, MS stars (see Sect. 3), this was a clear indication of an external origin. This was later confirmed on rather small samples by Ramirez & Cohen (2002, 2003) for M 71 and M 5, Carretta et al. (2004) for 47 Tuc, Cohen & Melendez (2005) for M 13, and recently by D’Orazi et al. (2010b), Lind et al. (2011), and Monaco et al. (2011) on large samples of stars in 47 Tuc, NGC 6397, and M 4, where Na, O, and Li were measured.

The abundance of Li and the (possible) dispersion and (anti)correlation with O and Na could be robust indicators not only of mixing phenomena but of the nature of the polluting stars, since Li can be produced by AGB stars, but not by rapidly rotating massive stars (see Sect. 3.2). Lithium in a large sample of MS stars has been measured only in a few, nearby globular clusters: NGC 6397, where Lind et al. (2009) found a Li-Na anticorrelation; 47 Tuc, for which D’Orazi et al. (2010b) found no evidence of Li-O or Li-Na correlations; NGC 6752, where Shen et al. (2010) measured a Li-O correlation; and M4 for which Mucciarelli et al. (2011) did not find a Li-O correlation, while Monaco et al. (2011) find some correlation, but with a very shallow slope.

Photometric evidence of multiple populations came later, but it had an immediate impact on the community, both because it was more easily recognisable and because the times were ripe for a change of perspective. Data were obtained using the superb capabilities of the Hubble Space Telescope (HST), which permitted the beating down of the photometric uncertainties obtaining very clean colour-magnitude diagrams where also subtle features could be seen. Not surprisingly, the first identification of multiple MSs was in  $\omega$  Cen; Bedin et al. (2004) were able to demonstrate that it possesses two clearly distinct lower MSs (that became three in Villanova et al. 2007), which could differ in He content, as suggested by Norris (2004), with the bluer sequence enriched to  $Y \sim 0.38$ . Intermediate-low resolution stacked spectra of stars on the blue and red MSs were analysed by Piotto et al. (2005), providing the surprising result that the blue MS is about 0.3 dex more metal-rich than the red one, which could be explained if it were enriched in He to  $Y \sim 0.35 - 0.40$ .  $\omega$  Cen

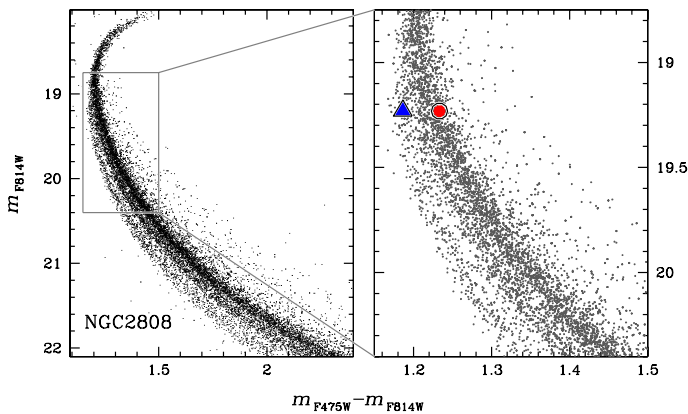
had always been a peculiar case, but the same reasoning on He enhancement was used by D’Antona et al. (2005) to explain the MS and HB of the “normal” globular cluster NGC 2808 (see also Sect. 2.4). Soon after, Piotto et al. (2007) presented a colour-magnitude diagram based on ACS@HST data, showing three distinct MSs in this cluster (Fig. 1), that could be explained by three populations with the same age and metallicity but three different (and discrete) He abundances. They linked the three sequences to the three groups of stars along the Na-O anticorrelation (Carretta et al. 2006, see Sect. 2.3) and the three parts of the HB (Sect. 2.4) on the basis of number counts and evolutionary considerations. The very high sensitivity of X-shooter@VLT permitted the chemical tagging of two faint MS stars, one on the red MS (rMS), one on the blue MS (bMS). The first has the normal composition of a first generation star, while the latter shows depleted C and Mg, enhanced Al, Na, and N, which is typical of second generation stars (Bragaglia et al. 2010b and Fig. 1); while based on a very limited sample, this appears to be a convincing confirmation of the scenario of multiple populations in globular clusters. Further, less spectacular cases for a spread or split MS were presented for 47 Tuc (Anderson et al. 2009), NGC 6752 (Milone et al. 2010), and NGC 6397 (Milone et al. 2011); di Criscienzo (2010a,b) interpreted the MSs of NGC 6397 and 47 Tuc in the light of a (small) spread in He abundance.

Finally, the globular clusters in the Magellanic Clouds merit a special mention. Bertelli et al. (2003) found an indication of a possible prolonged star formation for the Large Magellanic Cloud cluster NGC 2173. However, the first clear indications of multiple population in Magellanic Cloud globular clusters came again from HST photometry, see e.g., Mackey & Broby Nielsen (2007); Milone et al. (2008); Glatt et al. (2008); and Goudfrooij et al. (2011). These authors found that many Magellanic Cloud intermediate-age clusters (age about 1-2 Gyr) show a spread or split main sequence turn-off and often also a dual red clump; in particular, Milone et al. examined 16 globular clusters finding a signature of multiple main sequence turn-offs in 11 of them. If this is due to an age difference, the implied interval is of about 200-700 Myr, even if a prolonged star formation is a possible alternative (e.g., Rubele et al. 2010). An alternative solution (rotation) has been proposed by Bastian & de Mink (2008) and contested e.g., by Girardi et al. (2011). Finally, Keller et al. (2011) equate the Magellanic Cloud globular clusters with extended main sequence turn-offs with the Galactic globular clusters and expect them to show the same chemical peculiarities, although to a lesser extent.

## 2.2 Subgiant branch (SGB)

The SGB stars contributed, together with the even less evolved MS ones, to the definitive acceptance of a primordial origin for the light elements “anomalies”, since no efficient mixing is possible before the first dredge up episode and the RGB bump (see the previous Section, and Gratton et al. 2004 for a review of the observations and arguments).





**Fig. 1** The triple MS of NGC 2808 (Piotto et al. 2007) and the position of the two MS stars, one on the bMS, one on the rMS, analysed by Bragaglia et al. (2010b).

In the case of  $\omega$  Cen, the SGB had been known to present a large spread (e.g., Hilker & Richtler 2000), possibly implying a spread in age. The first indication of an actual split was shown by Ferraro et al. (2004), who found a fainter SGB, connected to the highest metallicity RGB. This split was confirmed (e.g., Bedin et al. 2004; Sollima et al. 2005) and a more complicated structure was detected. For instance, Villanova et al. (2007) identified at least four distinct SGBs and explained them with differences in metallicity and in age (but the large age spread,  $> 4$  Gyr, is controversial) trying also to understand how they connect to the multiple MSs and RGBs. Detailed abundance analysis, such as the one in Pancino et al. (2011), but on larger samples of SGB stars in each of the sub-sequences is required to settle the problem.

Impressive evidence of multiple populations comes from the very precise photometry of an increasing number of lower-mass clusters, obtained mainly with HST: NGC 1851 (Milone et al. 2008; in this globular cluster also ground-based data show a split, see Zoccali et al. 2009, Milone et al. 2009), NGC 6388 (Moretti et al. 2009, combining optical HST and infrared ground-based adaptive optic data), 47 Tuc (Anderson et al. 2009), M 22, and M 54 (Piotto et al. 2009).

NGC 1851 is the best studied of all these. As already indicated by the discovery paper (Milone et al. 2008), the split SGB can be explained by a difference in age ( $\sim 1$  Gyr) or in C+N+O content (He has a small effect and the required difference in  $[\text{Fe}/\text{H}]$  would show up elsewhere in the colour-magnitude diagram). An enhanced CNO abundance was explored e.g., by Cassisi et al. (2008) and Ventura et al. (2009a), finding it a viable explanation. Indeed, Yong et al. (2009) proposed a variable CNO in a small sample of RGB stars (not found by Villanova et al. 2010, but apparently confirmed on a larger sample, Yong, still unpublished). Also debated is the radial distribution of the two sub-branches (e.g., Zoccali et al. 2009 and Milone et al. 2009); a more concentrated distribution is expected for the second generation. The split, however, appears

to be present also at very large distances (Olszewski et al. 2009). A recent discussion on this globular cluster can be found in Carretta et al. (2011a), who prefer the merging of two globular clusters of slightly different age as an explanation for the many unusual features of this cluster.

### 2.3 Red giant branch (RGB)

Originally, the first detections of unusual abundances (always regarding light elements) among cluster stars came of course from the brighter, more accessible RGB stars. We will not repeat here the long list of observations, starting from Osborn (1971, who discovered two N-enhanced stars in M 10 and M 5 using DDO photometry), passing through many low-resolution measures of CN and CH abundances with different distributions in the various clusters, and to the first papers that noted the existence of relations between C and N and heavier elements (e.g. correlation between CN strength and Na, Al found by Cottrell & Da Costa 1981, or anticorrelation between CN and O, coupled with correlation between CN and Na, found by Sneden et al. 1992). Neither will we insist on the early work on the Na-O (and related Mg-Al) anticorrelations conducted mainly by the Lick-Texas group (e.g., Kraft et al. 1993; 1997; Ivans et al. 2001; Sneden et al. 2004, to name just a few). We refer to Kraft (1994), Gratton et al. (2004), and Martell (2011) for more details of the studies, the interpretations (and their evolution with growing evidence and theoretical works), and extensive references. We wish however to recall that the old idea that the Na-O anticorrelation can be caused by peculiar evolution of red giants in globular clusters is untenable, as demonstrated by the fact that the same anticorrelation is found among unevolved stars in globular clusters (see the extensive discussion in Gratton et al. 2004). This leaves original differences between stars in globular clusters as the only possible solution. The only scenario where this is possible is the multiple population scenario.

The RGBs of many globular clusters have been recently studied using high-resolution spectroscopy to discover intrinsic abundance variations in light elements (C, N, O, Na, Al, Mg, Si, F) that (anti)correlate in a fashion explained by the effects of H-burning at high temperature (see Sect. 3). To list only works not referenced in the review by Gratton et al. (2004), the following Milky Way clusters have been studied (in addition to  $\omega$  Cen, see below): M 3, M 13 (Sneden et al. 2004, Cohen & Melendez 2004, Johnson et al. 2005, Yong et al. 2006); M 80 (Cavallo et al. 2004); NGC 7492 (Cohen & Melendez 2005); M 10, NGC 7006 (Smith et al. 2005a); NGC 2808 (Carretta et al. 2006); NGC 6218 (Johnson et al. 2006, Carretta et al. 2007b); NGC 6752 (Carretta et al. 2007a, Yong et al. 2008); NGC 6397 (Korn et al. 2007; Carretta et al. 2009a,b; Lind et al. 2011); NGC 6388 (Carretta et al. 2007c); NGC 6441 (Gratton et al. 2006, 2007); NGC 6712 (Yong et al. 2008); M 4 (Smith et al. 2005b; Marino et al. 2008; Carretta et al. 2009a,b; Monaco et al. 2011); M 22 (Marino et al. 2009, 2011b); NGC 1851 (Yong & Grundahl 2008; Carretta et al. 2010d, 2011a; Villanova et al. 2010); M 53 (Martell et al. 2008); Pal 3 (Koch & McWilliams

2009); M 5 (Carretta et al. 2009a,b; Lai et al. 2011); NGC 288, NGC 362 (Smith et al. 2009; Carretta et al. 2009a,b); 47 Tuc, NGC 1904, NGC 3201, NGC 4590, NGC 6171, NGC 6254, NGC 6809, NGC 6838, NGC 7078, NGC 7099 (Carretta et al. 2009a,b: these papers present results on the first 19 globular clusters of a survey with FLAMES@VLT, see Fig. 2); M 54 (Carretta et al. 2010b,c); NGC 2419 (Cohen et al. 2011). In addition, similar variations have been found in old globular clusters in the Large Magellanic Cloud (Johnson et al. 2006; Mucciarelli et al. 2009) and Fornax (Letarte et al. 2006).

A (partial) misconception is that multiple populations are found only in massive globular clusters. Multiple photometric sequences have been found first in massive clusters ( $\omega$  Cen, M 54, NGC 2808, NGC 6388, 47 Tuc) and only later in more average globular clusters (NGC 1851, NGC 6752, M 22, or the Magellanic Clouds ones). However, the spectroscopic evidence is that *all* Milky Way globular clusters surveyed (with the possible exception of Terzan 7 and Pal 12 with only a few analysed stars: Sbordone et al. 2005, Cohen 2004) show an Na-O anticorrelation, therefore, *all* of them have multiple generations of stars (see Fig. 3). There are however indications that the cluster mass has important bearings on the cluster formation and evolution. For instance, Carretta et al. (2010a) found that the extension<sup>1</sup> of the Na-O anticorrelation (i.e., the amount of polluting material, the mass of the producers, the initial conditions, etc., see Sect. 3) increases with absolute magnitude (mass), and this includes also M 54 and  $\omega$  Cen (Carretta et al. 2010c). Empirically, a present-day mass larger than a few  $10^4 M_{\odot}$  seems required for a globular cluster to show an Na-O anticorrelation (Carretta et al. 2010a). This is further corroborated by the fact that this feature has not been found in any open cluster, however massive (de Silva et al. 2009; Pancino et al. 2010; Bragaglia et al. 2011). Vesperini et al. (2010), Bekki (2011), and Conroy & Spergel (2011) make clear predictions on the presence/absence of MPs and the kind of abundance variations in globular clusters based on their mass and formation environment.

Spreads in iron abundances [Fe/H] have been found so far only in the most massive Milky Way globular clusters: in  $\omega$  Cen ([Fe/H] range more than 1.5 dex, with discrete components: e.g., Norris & Da Costa 1995; Lee et al. 1999; Pancino et al. 2000; Hilker & Richtler 2000; Sollima et al. 2005; Stanford et al. 2006, 2007; Villanova et al. 2007; Johnson & Pilachowski 2010; Marino et al. 2011a); in M 54 (spread in metallicity of about 0.2 dex: suspected from the colour-magnitude diagram by Sarajedini & Layden 1995, confirmed with Ca triplet measures by Bellazzini et al. 2008 and high-resolution spectroscopy by Carretta et al. 2010b,c); in M 22 (spread of about 0.15 dex in metallicity, derived from high-resolution or Ca triplet measures: Marino et al. 2009, 2011b; Da Costa et al. 2009); in Terzan 5 (two components, separated by about 0.3 dex in Fe: Ferraro et al. 2009; however, Origlia et al. 2011 propose that it is not a true globular cluster); in NGC 1851 (spread in Fe of about 0.08 dex:

<sup>1</sup> The extension of the Na-O anticorrelation can be quantitatively expressed by the interquartile ratio, IQR, as described e.g., in Carretta (2006).

Yong & Grundahl 2008; Carretta et al. 2010d, 2011; see however Villanova et al. 2010); and in NGC 2419 (spread of about 0.2 dex in Ca: Cohen et al. 2011). This is another clue for the formation mechanism(s).

In a few globular clusters, also internal dispersion in heavy (neutron-capture) elements has been found, but the exact connection with multiple populations is not understood yet. Recent examples are NGC 1851 (Yong & Grundahl 2008; Carretta et al. 2011a), where  $n$ -capture elements variations seem to correlate with the light elements involved in the typical globular cluster (anti)correlations (such as Al, Na) and where also a variable C+N+O abundance is found (Yong et al. 2009), or not found (Villanova et al. 2010); and M22 (Marino et al. 2009, 2011b), where  $n$ -capture elements correlate with Ca and Fe.

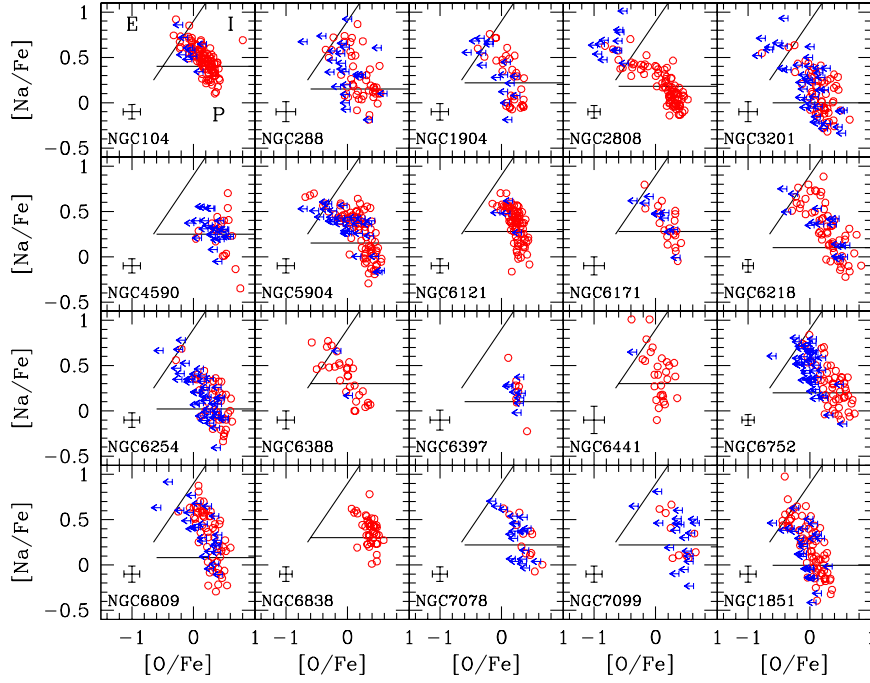
When we talk about photometric evidence of multiple populations, apart from  $\omega$  Cen, with its spectacular multiple RGBs visible in all visual colour-magnitude diagrams (e.g., Lee 1999; Pancino et al. 2000) or M 54 projected on the Sgr dSph population (e.g., Siegel et al. 2007), generally only subtle effects are expected on the RGB, difficult to disentangle from errors or differential reddening. That is, unless the ultraviolet bands are involved, or even better if we consider the Strömgren filters. Sbordone et al. (2011) used theoretical computations to show the effects of different chemical compositions in the observed colour-magnitude diagrams in the Johnson and Strömgren systems. This is naturally explained by the influence of different (bimodal) N abundance, since NH and CN bands are present in the ultraviolet and blue filters. Broadening or splits have been observed in several cases when the Johnson U filter was available, see e.g. NGC 1851 (Han et al. 2009), NGC 3201 (Kravtsov et al. 2010), NGC 288 (Rho et al. 2011), but curiously not in IC 4499 (Walker et al. 2011). The effect is even stronger in the intermediate-band Strömgren photometry, which has long been used to derive C and N abundances (see e.g., Anthony-Twarog et al. 1995 for M 22; Hilker & Richtler 2000 for  $\omega$  Cen). Spreads, separations, secondary sequences have been found for several clusters. Lee et al. (2009), using a narrow-band filter centred on the Ca II H+K lines, claimed not only that all the eight globular clusters examined showed a clear indication of multiple populations (with the exception of NGC 6397), but that there was evidence of enhanced Ca, i.e., of pollution due to supernova explosions. This is controversial (e.g., Carretta et al. 2010a), except for M 22 and NGC 1851. We do not have a complete explanation for these sequences; for instance, in M 22 (Marino et al. 2011b) and NGC 1851 (Villanova et al. 2010; Carretta et al. 2011a), a secondary RGB sequence seems to be occupied only by stars rich in  $n$ -capture elements. On the other hand, the connection between N (i.e., colours involving the bluer bands) and Na abundance has been proven by several analyses. Marino et al. (2008) showed that Na-rich (N-rich) and Na-poor stars in M 4 do separate in colour on the RGB if the Johnson U filter is used. The same was found for NGC 6752 and other clusters (e.g., Carretta et al. 2009a, 2011b; Milone et al. 2010; Lardo et al. 2011; Marino et al. 2011b). It has also been recognised that there is a radial dependence of the populations: stars that can be assigned to the second generation on the basis

of various properties (abundances, colours, etc.) seem to be more centrally concentrated, see e.g. Bellini et al. (2009:  $\omega$  Cen), Kravtsov et al. (2010, 2011: NGC 3201, NGC 6752); Lardo et al. (2011: nine globular clusters from the Sloan all-sky survey); this is in good agreement with what is expected from the formation models (see Sect. 3.3).

Finally, a word about He. He enrichment is expected to characterize the matter exposed to hot-temperature  $p$ -capture processes, so that second generation stars (i.e., O-poor, Na-rich) are supposed to be He-enhanced, compared to first generation (i.e., O-rich, Na-poor) ones. This is indirectly confirmed by various methods. We already spoke of the multiple MSs (see Sect. 2.1). Bragaglia et al. (2010a) found that the luminosity of the RGB bump, which should increase with He abundance, is fainter in first generation than second generation in 14 globular clusters. Nataf et al. (2011) found that the RGB bump is brighter at the centre of 47 Tuc, where second generation stars should dominate. The colours of second generation RGB stars are bluer than those of first generation ones, in agreement with expectations for a higher He content (e.g., Bragaglia et al. 2010a; Sbordone et al. 2011). Finally, He-rich HB stars are expected to be bluer: the colours of HB stars have been examined by many authors (see e.g. D’Antona et al. 2005; Lee et al. 2005; Gratton et al. 2010, see also next Section). However, the direct measure of He content in RGB stars is a very recent achievement. Dupree et al. (2011) measured equivalent widths of the He I line at 10830 Å in 12 RGB stars in  $\omega$  Cen, finding a positive correlation with Na, Al abundance. Pasquini et al. (2011) employed a more quantitative approach and, using also models for the atmosphere and chromosphere, compared the strength of the same He line in two giants in NGC 2808, one Na-rich, one Na-poor, finding the spectra compatible with a  $\Delta Y \geq 0.17$ , in good agreement with what is expected in this cluster.

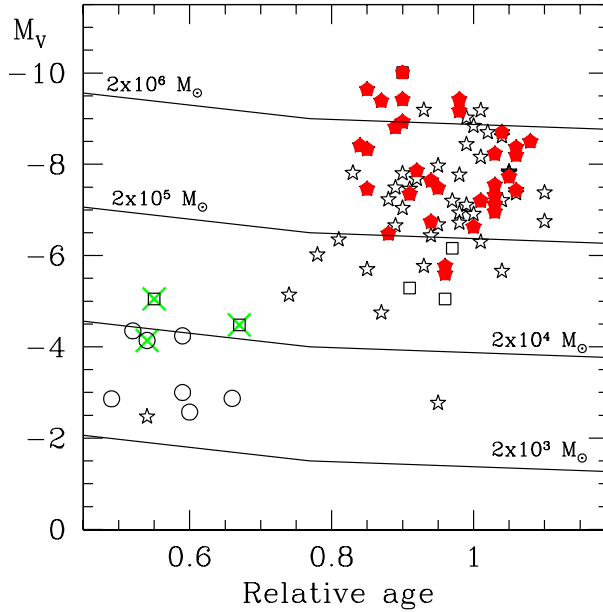
## 2.4 Horizontal branch

Evidence of multiple populations along the HB of a few globular clusters was found already several decades ago (e.g., Harris 1974; Walker 1992; Sosin et al. 1997; Rich et al. 1997; Ferraro et al. 1998; see however the warning by Catelan et al. 1998 about possible spurious detections). This splitting of the HB has long been related to the second parameter problem (that is, the colour of the HB is determined not only by metallicity, Sandage & Wildey 1967; van den Bergh 1967), but it was only quite recently that a plausible cause was identified in variations of the He content related to the multiple populations (D’Antona et al. 2002, D’Antona & Caloi 2004) following much earlier suggestions (Sandage & Wildey 1967; Norris et al. 1981). Variations in the abundances of the proton-capture process elements among different stellar generations in globular clusters are expected to be correlated with variations of the He content, themselves invoked to explain the multiple MSs seen in mono-metallic globular clusters such as NGC 2808 (Piotto et al. 2007; see Sect. 2.1). Since He-rich stars burn H at a faster rate than the He-poor ones



**Fig. 2** A modern collection of Na-O anticorrelations showing partial results of the FLAMES survey of globular clusters (see Carretta et al. 2009a, 2010d for full references) and demonstrating both the ubiquity of this feature and its difference cluster-to-cluster. The lines separate the P (first generation), I, and E (second generation) components, as defined in Carretta et al. In this plot, red circles are measures for both O and Na, and blue arrows are measures for Na but only upper limits for O.

while on the MS, they run out of fuel earlier, so their progeny on the HB are expected to be less massive and bluer than the progeny of He-normal stars if they lose similar amounts of mass on the RGB (D’Antona et al. 2002; see also Norris et al. 1981 for a similar argument). This has been studied in detail for individual clusters by Caloi & D’Antona (2005, 2007, 2008), D’Antona & Caloi (2008); D’Antona et al. (2010a, 2010b); and di Criscienzo et al. (2010b). Carretta et al. (2007d) and Gratton et al. (2010a) discussed the general correlation between the abundances of  $p$ -capture elements in RGB stars and the colour of HB stars, and found indeed that a close relation exists between the exten-



**Fig. 3** The age- $M_V$  (a proxy for mass) distribution for clusters in the Milky Way, the Sgr dSph, and the Large Magellanic Cloud (open squares); open clusters are indicated by open circles; filled, red symbols indicate globular clusters where an Na-O anticorrelation has been found; green crosses the three clusters where it is not confirmed (from Gratton et al. 2010b); open stars are globular clusters not yet investigated.

sion of the Na-O and Mg-Al anticorrelations, and that of the HB, precisely as expected in this scenario. These studies also showed that the main parameter driving the whole phenomenon of multiple populations is the cluster mass, confirming similar previous results (Recio-Blanco et al. 2006; Carretta et al. 2006, 2009a) and that the second parameter can be explained almost entirely by a combination of the ages and masses of globular clusters, although other authors prefer age and central density (e.g. Fusi Pecci et al. 1993; Dotter et al. 2010), itself loosely correlated with mass.

While this is extremely intriguing, this scenario should be confirmed by the direct determination of the chemical composition of HB stars. The surface composition of the hottest HB stars, with temperatures  $> 11,500$  K (the location of a distinct gap along the HB, the so called  $u$ -jump: Grundahl et al. 1999; Caloi 1999), are known to be heavily influenced by sedimentation caused by diffusion and by radiative pressure effects (Michaud et al. 1983) as indicated by observations (e.g., Greenstein & Sargent 1974; Crocker et al. 1986; Peterson et al. 1995; Behr et al. 1999, 2003; Fabbian et al. 2005; Pace et al. 2006). Results are then difficult to interpret. Exceptions are the hot

stars with  $T_{\text{eff}} > 30,000$  K (Moehler et al. 2007, 2011), which are likely a mix of the progeny of the most He-rich stars and of late hot-flashers (that is, stars which lose so much mass that they leave the RGB before the core He-flash. They could themselves be a progeny of very He-rich stars or the result of the evolution in binary systems). However, abundances for stars with  $T_{\text{eff}} < 11,500$  K can be reliably determined from spectra, although the low S/N ratios of the spectra available in the past prevented sufficiently accurate determination of the abundances of the elements of interest here (He, O, Na). Peterson et al. (1995) first obtained O abundances for blue HB stars in M 3, M 13, and NGC 288 which decrease with increasing stellar temperature in each cluster, in general agreement with the multiple population scenario. Recently, a few investigations tried to determine the abundances of O and Na, and even of He, in cool BHB stars. The restricted temperature range 9,000-11,500 K is the only ones where reliable He abundances can be determined along the HB. For He, the S/N required to test the multiple population scenario is very high so that this analysis is possible only for a few close globular clusters (for instance, the low S/N of the spectra analysed by Behr et al. 2003, have errors that are too large), while a lower S/N can be accepted for Na and O. These limitations are important, however the pioneering study of seven cool BHB stars in NGC 6752 by Villanova et al. (2009) showed that the five stars where He could be measured have normal He content and are Na-poor and O-rich, as expected. Two other studies (Marino et al. 2011c; Villanova et al. 2011) focused on M 4, the nearest globular cluster. This cluster has a much redder HB than NGC 6752, so that stars on both the red and blue sides of the RR Lyrae instability strip could be studied. Again, as expected, the red HB stars were found to be Na-poor, O-rich, while the blue ones are Na-rich, O-poor.

Finally, Gratton et al. (2011b) obtained spectra for several tens of stars on the HB of NGC 2808, which is the prototype mono-metallic, multiple stellar population cluster. While the S/N of the spectra is not sufficiently high to measure He abundances, Na and O abundances could be determined for several RHB stars and six BHB stars. As expected for the multiple population scenario described in the first paragraph of this section, the BHB stars are O-poor, Na-rich, and the RHB ones are O-rich, Na-poor. This strongly supports the identification of the BHB as the progeny of the intermediate MS, and of the RHB with the rMS, made by D'Antona et al. (2005). No reliable abundances could be obtained for the extremely blue HB stars, that should be the progeny of the bMS stars.

## 2.5 Asymptotic Giant Branch (AGB)

Stars with strong CN-bands are very common along the RGB of globular clusters. It is then quite curious that most AGB stars in globular clusters have weak CN-bands, a fact first discovered by Norris et al. (1981) in NGC 6752 (see also the review by Sneden et al. 2000). Similar results were obtained for a large sample of giants in M 13 by Pilachowski et al. (1996): stars with high



[Na/Fe], dominating the upper RGB, do not seem to be represented among the AGB sample. Campbell et al. (2010) reported initial results of a medium-resolution spectroscopic survey of about 250 AGB stars over nine globular clusters, confirming the lack of CN-strong AGB stars in NGC 6752. In other globular clusters (such as M 5: Smith & Norris 1993; and possibly 47 Tuc: Mallia 1978; Campbell et al. 2006) a few CN-strong AGB stars are present, although they are less frequent than among RGB stars.

This low incidence is striking, since the presence of strong CN bands is usually assumed to be evidence of more mixed material. Norris et al. (1981) proposed that this is related to the large He abundances likely associated with the CN-strong stars. Given their lower mass, a significant fraction - in some clusters perhaps all - CN-strong stars do not ascend the giant branch for a second time. This possible explanation is supported by models of HB stars (e.g., Sweigart & Gross 1976; Greggio & Renzini 1990; Lee et al. 1994).

As discussed in Sect. 2.4, the extension of the HB to low masses observed in several globular clusters is interpreted as the effect of enhanced He abundances (which combine with differences in ages and possibly other parameters to explain the so-called second parameter problem), exactly as proposed by Norris et al. (1981) although with a different scenario for the formation of globular clusters (see D’Ercole et al. 2008; Carretta et al. 2010a; Bekki 2011).

Within this framework, we should then expect that there is a close relation between the extension of the HB (as represented e.g., by the minimum mass along the HB: see Gratton et al. 2010a) and the frequency of AGB stars (as given by the ratio between the number of stars along the AGB and those on the RGB: see discussion in Sneden et al. 2000). M 13 seems indeed to have a low frequency of AGB stars (Caputo et al. 1978; Buzzoni et al. 1983). A more comprehensive analysis has been presented by Gratton et al. (2010b), who derived the relative frequency of AGB stars in 26 globular clusters with extensive and uniform high quality data and small reddening. They found a good correlation between the ratio of AGB to RGB stars and the minimum mass of stars along the HB, with a further dependence on metallicity. This agrees with the expectation that the less massive HB stars ( $M < 0.54 M_{\odot}$ ) do not even begin their AGB phase. For the remaining HB stars, the length of the AGB lifetime is a function of their mass and metallicity.

Since the mass of the HB stars is expected to be correlated with their chemical composition (see Gratton et al. 2010a), we then expect that most He-rich (Na-rich, O-poor) stars in globular clusters do not reach the AGB. He-poor (Na-poor, O-rich) stars may have an extended evolution on the AGB, up to the luminosity of the tip of the RGB. The stars having an intermediate composition begin their AGB phase, but terminate their evolution before reaching these bright luminosities.

### 3 Nucleosynthesis and multiple populations

#### 3.1 Observed nucleosynthesis in globular cluster environment

We showed in the previous section that the chemical composition of globular cluster stars reveals a peculiar nucleosynthesis that is confined only to the globular cluster environment. While the abundances of heavy nuclei ( $\alpha$ -, iron-peak elements) are fairly constant in *almost* any well-studied globular cluster (e.g., Gratton et al. 2004), the abundances of light elements (from Li to Si) show large star-to-star variations in *almost* all studied globular clusters (Gratton et al. 2004; Carretta et al. 2009a,b, and references therein). These alterations are not shared by field counterparts with similar metallicities (Gratton et al. 2000).

Traditionally, elements formed via  $n$ -capture were thought to show neither large star-to-star variations (Armosky et al. 1994; James et al. 2004; Yong et al. 2006, 2008a) nor correlations with the abundance variations of light elements. Recently,  $r$ -process abundance variations have been found within metal-poor globular clusters (Roederer 2011; Roederer & Sneden 2011; but see Cohen 2011), although they are not correlated with the spreads in light elements. D’Orazi et al. (2010a) showed that Ba (mostly an  $s$ -process element) is usually characterised by a single abundance value in many (usually more metal-rich) globular clusters. Since this effect seems unrelated to the spreads in light elements, we are tempted to attribute it to original inhomogeneities in the interstellar matter which formed the globular clusters. This might be a counterpart of the large spread in  $r$ -process elements found among extremely metal-poor stars (McWilliam 1995). Only in a few clusters, interestingly those where an [Fe/H] spread is found, variations in  $s$ -process elements, positively correlated with the Fe abundance are also detected ( $\omega$  Cen: Johnson & Pilachowski 2010, D’Orazi et al. 2011 and references therein; M22: Marino et al. 2011b; NGC 1851: Carretta et al. 2011). In the peculiar cluster NGC 1851, correlations between the abundance variations of light and  $s$ -process elements are also observed (Yong & Grundahl 2008; Villanova et al. 2010; Carretta et al. 2011a; see Sect. 2.3).

As shown in Sect. 2, the most striking signature detected in almost every globular cluster is the well known Na-O anticorrelation. This feature is so widespread among globular clusters that must be necessarily related to their very same origin, as suggested by Carretta (2006). With the recent survey with FLAMES@VLT conducted by our group (e.g., Carretta et al. 2006, 2009a,b,c) it was possible to gain an order of magnitude in statistics and to *quantitatively* assess for the first time that only about one third of the currently observed stars show primordial composition, whereas most of the stars show the modified and quite peculiar chemistry discussed in the previous sections. Carretta et al. (2007, 2010a) quantified the extension of the Na-O anticorrelation, showing that it is a function of the total absolute magnitude  $M_V$  and metallicity [Fe/H] of the globular clusters; furthermore, it also correlates with the helium abundance (Gratton et al. 2010a). Carretta et al. (2010b) were the first to

demonstrate that the Na-O anticorrelation is more extended at intermediate than at low metallicities in  $\omega$  Cen and M 54, the two most massive globular clusters in the Milky Way, both showing a large dispersion in iron abundance. This was later confirmed by the extensive datasets of Johnson & Pilachowsky (2010) and Marino et al. (2011a) for  $\omega$  Cen.

The peculiar chemistry observed in globular clusters bears the clues to its origin. Already early observations in unevolved globular cluster stars of large star-to-star variations in N, anticorrelated with smaller spreads in C, showed that the sum C+N increases as C decreases (e.g., Cohen et al. 2002; Briley et al. 2004a,b; Briley & Cohen 2001). This suggests in turn that we are not simply seeing a conversion of C into N, and either O must be involved in the process or variable amount of N must be considered. However, when the complete set of C, N, O abundances is available (not a trivial experimental task) in globular cluster dwarfs (Carretta et al. 2005) or giants (e.g., Ivans et al. 1999; Villanova et al. 2010), the C+N+O is found to be approximatively constant (but see the results by Yong et al. 2009 for NGC 1851). The conclusion is that a hot H-burning environment is required to alter the abundance of light elements with the simultaneous action of *p*-capture reactions of the CNO, NeNa, and MgAl chains (Denisenkov & Denisenkova 1989; Langer et al. 1993). The high temperature required for this processing to occur in stellar interiors ( $\geq 20 \times 10^6$  and  $\geq 70 \times 10^6$  K for the NeNa and MgAl reactions, respectively) necessarily implies a multi-generations scenario for the cluster formation. In fact, the present-day low-mass stars cannot reach these high temperatures; therefore the observed composition changes *must* be caused by a previous generation of more-massive stars which polluted the intra-cluster medium with nucleary processed matter (e.g., Gratton et al. 2001), but in most cases not with the product of supernovae.

The alterations cannot be limited to surface contamination (Cohen et al. 2002), or they would be diluted after the first dredge-up. Instead, the C-N anticorrelations are observed all the way from the MS to the RGB tip. Also the Na-O and Mg-Al anticorrelations do not significantly change with evolutionary status of the stars, see e.g., the case of 47 Tuc where Na and O were measured for large samples of RGB and MS stars by Carretta et al. (2009a) and D’Orazi et al. (2010b), respectively, or NGC 2808 where Bragaglia et al. (2010a, see Sect. 2.1 and Fig. 1) showed that the two unevolved stars on the bMS and rMS seem to share the same extension of the Mg-Al anticorrelation of giants (Carretta et al. 2009b). Thus, the overall chemical composition of globular cluster stars demonstrates that most of the stellar structure is affected. Moreover, we know that a large fraction of each globular cluster is affected by this peculiar nucleosynthesis, because of the observed ratio of polluted *vs* primordial stars, the latter forming the living remains of the generation which provided the processed matter. In turn, this poses severe constraints on the mass budget of the polluters (see below).

### 3.2 The nature of the polluters

The observed nucleosynthesis in globular clusters drives the selection of suitable polluters. The best candidates must be able to modify only the light elements without producing heavy elements such as iron (the observed intrinsic spread in  $[\text{Fe}/\text{H}]$  is generally  $< 0.05$  dex, e.g., Carretta et al. 2009c). The most popular kind of polluters are intermediate-mass AGB (Cottrell & da Costa 1981; D’Antona et al. 1983; Ventura et al. 2001) and/or super-AGB<sup>2</sup> stars (Pumo et al. 2008; Ventura & D’Antona 2010, 2011), and fast rotating massive stars (FRMS, Norris 2004; Maeder & Meynet 2006; Prantzos & Charbonnel 2006; Decressin et al. 2007a,b). For each class the model allows for (i) a hot H-burning environment (hot bottom burning at the base of the convective envelope for AGBs and in the central core for FRMS), (ii) a mechanism to bring the nuclearily processed material to the surface (convection for AGBs, rotational mixing for FRMS), and (iii) a way to release this material to the intra-cluster medium at sufficiently low velocity to avoid escaping from the cluster potential well (slow AGB winds and envelope ejection or slow mechanical equatorial wind for FRMS). Alternative models have been proposed, but they seem to attract less support. Massive stars in close binaries (de Mink et al. 2009) ejecting enriched material at low velocity in the non-conservative evolution of the system were criticised by D’Antona & Ventura (2010) because this scenario cannot account for the high fraction of second generation stars observed in globular clusters. If the models by Decressin et al. (2009) correctly describe the impact of rotation on the nucleosynthesis of AGB models, the AGB scenario should be discarded, as these rotating models predict a large increase in the total C+N+O sum (due to the production of primary N) clearly contradicted by current observations.

Most of the active debate is centred on the two above mentioned main candidate polluters, FRMS (20-120  $M_{\odot}$ ) and intermediate mass AGB stars (4-11  $M_{\odot}$ ); it is even possible that both mechanisms are active, though perhaps only in a minority of globular clusters, as suggested by Valcarce & Catelan (2011). In an elegant paper, Prantzos et al. (2007) used simple nucleosynthesis calculations to define a narrow temperature range for H-processing (70-80 MK) where the  $p$ -capture reactions could simultaneously match the whole observed abundance pattern, from C to Mg, in the well studied cluster NGC 6752. According to the required temperature (a strong constraint, since it depends only on the nuclear rate), both massive AGB and the most massive MS stars can reach the high values needed to make them suitable candidate polluters of the star-forming gas in globular clusters. We however note that current models for both AGB and FRMS are not able to reproduce the exact pattern of abundances observed (see Carretta et al. 2009b), and some fine tuning of the most relevant parameters (nuclear cross sections, efficiency of convection, etc.) is required (see e.g., Ventura et al. 2011 and Karakas 2010). For instance,

---

<sup>2</sup> Super-AGB stars are defined as objects with initial masses in the range 9-11  $M_{\odot}$  that undergo off-centre carbon ignition in partially degenerate conditions, and end up their evolution as O-Ne white dwarfs.

AGB stars have difficulties reproducing the severe O-depletion observed in the most extreme globular cluster stars ( $[O/Fe] < -0.5$ ; Ventura & D'Antona 2009), while only the most massive FRMS ( $M > 60 M_{\odot}$ ) are able to reach these low values (Decressin et al. 2007).

Concerning the nucleosynthesis, the obvious bottom line is that polluted stars must be He-enriched, since He is the main outcome of H-burning. There are many indications for He abundance variations: multiple MSs (Sect. 2.1), extended HBs (Sect. 2.4); changes in the mean abundances of Na and O observed at the RGB bump magnitude (Carretta et al. 2007b; Bragaglia et al. 2010a, Sect. 2.3), interpreted as the result of different bump luminosities for He-normal and He-rich stars (Salaris et al. 2006); direct measures of He abundances in RGB (Sect. 2.3) and HB stars (Sect. 2.4). Whatever the polluters producing Na-enriched stars are, they also provide He-rich matter.

The He production occurs in the MS for both kinds of polluters. However, while the  $p$ -capture elements are also produced in the same phase in the FRMS, their production is decoupled from that of He for AGB stars. In  $\sim 3-8 M_{\odot}$  stars, He is brought to the envelope by the second dredge-up (Becker & Iben 1979, see also Ventura et al. 2002 and Renzini 2008), while the light elements are produced in  $p$ -capture reactions in hot bottom burning (Scalo et al. 1975; Blöcker & Schönberner 1991; Sackmann & Boothroyd 1992) during the AGB phase. While FRMS are able to produce the extremely large He abundances ( $Y > 0.35$ ) probably required to explain the blue MS of  $\omega$  Cen and NGC 2808 (Bedin et al. 2004; Norris 2004; Piotto et al. 2005; D'Antona et al. 2005; Piotto et al. 2007), it is difficult to produce  $Y > 0.35$  with AGB stars, although values up to  $Y \sim 0.38$  can be possibly produced by super-AGB stars (Siess 2007; Ventura & D'Antona 2011).

In both cases we however expect that He is produced as a primary element, and that its production is fairly independent on metallicity; the amount of He that can be returned to the interstellar matter is a function of the stellar mass. On the other hand, the temperature (efficiency) of the H-burning where light elements are forged depends on metallicity, being higher in lower metallicity stars. Therefore, the same Na/O ratio is given by smaller mass polluters in lower metallicity globular clusters. Observationally, if we consider only stars with similar Na/O abundance ratios (for instance, the intermediate I component of Carretta et al. 2009a), we should then expect a correlation between the He production (e.g., the difference in colour on the RGB) and metallicity. This agrees with the recent study by Bragaglia et al. (2010b). However, there is considerable uncertainty in this result and more precise data are required to confirm it.

More insight concerning the properties of the polluters can be obtained coupling the NeNa and the MgAl cycles. The benchmark sample is presently the Carretta et al. (2009b) one, with homogeneous abundances of O, Na, Mg, Al, and Si for more than 200 RGB stars in 19 globular clusters, based on high-resolution UVES spectra. The Na-Al correlation varies from cluster-to-cluster. In some cases (e.g., M 4, Marino et al. 2008; Carretta et al. 2009b) Al is almost constant over about 0.6 dex of change in Na, whereas in other cases

(e.g., NGC 2808) large variations in Al are also observed. The maximum Na abundances present instead only a small spread, among the 19 clusters. This indicates that only a subset of polluters responsible for the Na, O variations was able to reach temperatures sufficiently high to activate the MgAl cycle. The “leakage” from the MgAl cycle on Si (Yong et al. 2005), producing a Mg-Si anticorrelation and a Si-Al correlation, observed in several clusters (Carretta et al. 2009b), points to temperatures in excess of  $65 \times 10^6$  K (see Arnould et al. 1999; Ventura et al. 2011).

The production of Al was found to depend on the  $[\text{Fe}/\text{H}]$  and  $M_V$  of globular clusters, similarly to the extreme O processing (Carretta et al. 2009a), indicating that the polluters properties change regularly with cluster luminosity and metallicity. Unfortunately, only a qualitative agreement seems reached by current theoretical predictions of nucleosynthesis, and only after some adjustments of reaction rates of key ingredients (e.g., the  $^{22}\text{Ne}(p,\gamma)$  for Na in AGB models, Ventura & D’Antona 2008; and by a large factor the  $^{24}\text{Mg}(p,\gamma)$  rate for FRMS, Decressin et al. 2007a). A promising diagnostic seems to be the output from the MgAl cycle. If the scenario of FRMS is valid, we should expect more than a single gas pool (as predicted by the AGB scenario, see D’Ercole et al. 2008, and below in this Section), because in the original FRMS scenario, second generation stars were supposed to form around each polluter, with a range of yields depending on the mass and rotation rate. In this case, a broader Na-Al distribution, instead of a uniparametric relation, should be expected. This is what is possibly seen for a few globular clusters (e.g., NGC 3201, NGC 6254, Carretta et al. 2009b; M 3, Sneden et al. 2004), while for other globular clusters a single relation is reasonable, so more extensive studies are required. Note, however, that in the latest version of the FRMS scenario (Decressin et al. 2010) the idea of second generation stars formed around each individual star is abandoned in favour of a gathering of all circumstellar disks in a common reservoir at the cluster centre, similar to the AGB scenario.

A sensitive test for the nature of the polluter is provided by Li abundances, since Li is destroyed at temperature of about  $2.5 \times 10^6$  K, i.e, it cannot survive at the temperature of hot H-burning. Therefore the ejecta of FRMS must be Li-free. On the other hand, some Li production is possible for AGB stars through the Cameron & Fowler (1971) mechanism, so that the lack of Li-O correlation or a slope clearly different from unity would only be consistent with the AGBs. The Li-O correlation found by Shen et al. (2010) in NGC 6752 is statistically significant, but they observed less Li depletion than O depletion. A similar result has been obtained for M 4 (Mucciarelli et al. 2010; D’Orazi & Marino 2010; Monaco et al. 2011). In these globular clusters the polluting matter seems Li-enriched, favouring the AGB scenario. It is however curious that the Li yields for AGB stars are similar to the Spite plateau level (D’Antona & Ventura 2010); these yields are sensitive to the adopted mass loss law.

Finally, the study of heavy elements from *s*-process nucleosynthesis may provide important clues regarding the nature of first-generation polluters. FRMS may produce at most only the lightest of these elements (see however the claim by Chiappini et al. 2011). The *main* component is instead synthesised

in the AGB phase of low mass stars ( $\sim 1.5 - 3M_{\odot}$ ). Despite the widespread constancy of  $s$ -process elements observed in most globular clusters, there are exceptions. Carretta et al. (2011) confirmed and extended the findings by Yong & Grundahl (2008) of a strict correlation between  $s$ -process dominated elements and light elements involved in  $p$ -capture reactions in NGC 1851. A similar result has been obtained for M 22 by Marino et al. (2011b). Since in these globular clusters an overabundance in the total C+N+O is observed for the same stars (but see Villanova et al. 2010 for the constancy of this sum), these observations have been interpreted as convincing evidence of pollution by AGBs. However, there might be a significant timescale problem, since only the most massive AGBs (4-8  $M_{\odot}$ ) and the super-AGBs (Pumo et al. 2008; Ventura et al. 2009) contribute to the enrichment/depletion in light elements, on a time range between 40 and 160 Myr (Schaller et al. 1992). On the other hand, the timescales involved in low-mass producers of  $s$ -process elements are of 340 Myr up to almost 2 Gyr. This implies a time delay of several  $10^8$  yr to be added - rather *ad hoc* - in the phase of pollution from AGBs, which should instead run smoothly. In these cases, the abundance of F, an element involved in  $p$ -capture reaction, but only poorly studied in globular cluster (Smith et al. 2005; Yong et al. 2008b) may offer precious insight: from theoretical predictions, F is formed in the He intershell of low mass AGB, that are also responsible for C+N+O and  $s$ -process variation, while it is destroyed by H-burning at high temperature. Measuring F abundances in RGB stars belonging to M 22 and NGC 1851 could then reveal the precise mass range of the polluters at work in these globular clusters.

### 3.3 Main scenarios of globular cluster formation

The main candidate polluters are currently used to design scenarios and models for the globular cluster formation. D’Ercole et al. (2008) made one of the first set of N-body and hydrodynamical simulations to show that the ejecta of the most massive (4.5-8  $M_{\odot}$ ) AGB stars of the first generation can collect in a cooling flow at the centre of the cluster, where a second generation forms. D’Ercole et al. (2010) explored in detail the constraints imposed by spectroscopic observations on a large number of tunable parameters, to show how the interplay of many ingredients may reproduce the observed chemical pattern of globular clusters. Other models whose main players are AGB stars were proposed by Bekki et al. (2007), Conroy & Spergel (2010), and Bekki (2011). A qualitative scenario to explain the relation of globular cluster chemistry and global parameter was sketched by Carretta et al. (2010a), where all current globular clusters formed within a more massive *precursor* that was afterward shredded by strong interactions with the main galaxy, and by Valcarce & Catelan (2011) who used a toy model to qualitatively explain the observed colour-magnitude diagrams of globular clusters, assuming that the main parameter at work is the initial mass of the precursor. On the other hand, the FRMS were used at first to depict simple scenarios for the origin of globular

clusters (Decressin et al. 2007a,b) and recently included in more sophisticated N-body models, taking into account the dynamical effects of early gas expulsion (Decressin et al. 2010). Many pros and cons are discussed in depth in the original and in summary papers (such as Renzini 2008, Martell 2011); here we examine only the main open problems faced by these models.

Common to all scenarios is the “mass budget problem”. The observations (e.g., Smith & Norris 1982; Carretta et al. 2009a) show that the residual first generation component observed in globular cluster is much less than the second generation formed by ejecta of its massive stars. If a canonical IMF is adopted, the total mass of AGB ejecta in a globular cluster is only 1-10% of the total globular cluster mass (Bekki & Norris 2006); similarly, if slow wind from FRMS stars is used to accumulate polluted mass, this provides only about 10% of the total number of low-mass stars (Decressin et al. 2007b).

A first way out could be to assume a non canonical, top-heavy IMF for the first generation (D’Antona & Caloi 2004; Bekki & Norris 2006; Decressin et al. 2007a,b). The second solution was proposed for the first time by Bekki et al. (2007): the globular clusters must have been initially a large factor (10-100) more massive than today and almost all the first generation stars must have been preferentially lost. This may occur as response to early mass loss (e.g., D’Ercole et al. 2008; Vesperini et al. 2010; Decressin et al. 2010) for which gas expulsion by supernovae is an ideal candidate. The induced change in the potential well unbinds stars in the outer part of the cluster (mostly first generation stars, because the second generation is more centrally concentrated, especially such early in a cluster lifetime), generating the preferential loss. This approach is currently adopted by all groups (D’Ercole et al. 2008, 2010; Decressin et al. 2007, 2008, 2010; Carretta et al. 2010, Gratton & Carretta 2010; Conroy 2011; Schaerer & Charbonnel 2011; Bekki 2011). Were the initial mass of a globular cluster similar to the one currently observed (Conroy & Spergel 2010), the degree of pollution would be insufficient to reproduce the observations (D’Ercole et al. 2011). Alternatively, the globular clusters could be born within larger systems, such as ancestral dwarf galaxies, that contributed the yields of a much larger AGB population (Bekki et al. 2007) to form the second generation (see also Böker 2008; Carretta et al. 2010a; and Bekki 2011 for this particular scenario).

The two main scenarios share a few common features. In particular, both predict that second generation stars should be initially more centrally concentrated. In the D’Ercole et al. (2008) model this naturally follows from the concept of cooling flow; in the scenario by Decressin et al. (2007b), massive polluters are born in, or migrated rapidly to, the cluster centre, so that second generation stars are only created there. However, in the following evolution with two-body relaxation processes, first generation and second generation stars are mixed into a quite homogeneous structure in about two relaxation times (Decressin et al. 2008; D’Ercole et al. 2008) and after a Hubble time any radial difference between the two components is expected to be completely erased (Decressin et al. 2010) save for the globular clusters with the longest relaxation time. While clear evidence of different radial distribution for dif-



ferent stellar generations has been found in a few cases (e.g.,  $\omega$  Cen, Sollima et al. 2005, Bellini et al. 2010; NGC 1851, Zoccali et al. 2009, Carretta et al. 2010d; NGC 3201, Carretta et al. 2010e; and several other globular clusters, Lardo et al. 2011), the extant data are not sufficient to give firm conclusions on most clusters (see Carretta et al. 2009a).

Another common requirement is that of dilution of polluting gas with unprocessed material, necessary to reproduce all the observed ranges of abundances; it also naturally accounts for the fact that some residual gas must be found in early globular clusters, since the efficiency of star formation cannot be 100%. Prantzos et al. (2007) noted that the extreme abundances in NGC 6752 could be reproduced only after mixing the polluting matter with 30% of unprocessed material, with different dilution factors accounting for other less extreme variations. Dilution with pristine material may help explaining the Li abundances, e.g. why second generation stars with extreme processing are not devoid of Li in NGC 6752 (Pasquini et al. 2005).

Required for the FRMS scenario, the dilution is a *mandatory* ingredient for the very same survival of the AGB scenario. Until recently, the dilution argument was used only to reproduce the typical shape of the anticorrelations, as for the massive star scenario. In some particular cases, notably NGC 1851, it was postulated to fine tune the AGB pollution and reproduce the difference in C+N+O required to explain the double SGB without a large He content (excluded by the MS and HB properties, see Ventura et al. 2009). However, D’Ercole et al. (2011) and D’Antona et al. (2011) clearly state that the nucleosynthesis of AGB models actually predict that Na and O *correlate*, at odds with all observed chemical patterns in globular clusters. The only way to reconcile the observation with theory is to invoke an early - but not-too-early, see below - dilution of the AGB ejecta with pristine gas.

Several mechanisms have been proposed to gather the pristine matter required for dilution: gas left from early star formation, Bondi accretion and gas sweeping from the proto-cluster orbiting a gas-rich ancestral galaxy (Conroy & Spergel 2010), self pollution by wind of first generation stars less massive than polluters (Gratton & Carretta 2010), and material collapsing back from a torus left behind by a bi-conic, collimated gas sweeping generated by supernovae in the proto-cluster (D’Ercole et al. 2008). Most of these are critically discussed in D’Ercole et al. (2011). In particular, if the start of dilution is simultaneous to that of pollution, the related models (Conroy & Spergel; Gratton & Carretta) are discarded, because in the model by D’Ercole et al. the only way to produce the extreme component of second generation stars is by means of pure massive AGB ejecta. In this case, however, a correlation between Na and O should be observed. Of course, this last requirement does not hold in the case of FRMS, thanks to the more favourable nucleosynthesis, able to reach even very high He enrichment values (up to  $Y=0.40$  and more, Decressin et al. 2007b) even in presence of some dilution.

The distinctly separated MSs observed in  $\omega$  Cen and NGC 2808 put serious constraints on dilution and polluters. The clear separation implies that within each sequence the matter is homogeneous, both in He and in Fe. A neat sep-

aration was deemed impossible by Renzini (2008) for FRMS forming second generation stars around each massive first generation star. However, these distinct sequences are only observed in these two massive clusters (see however Sect. 2.1) and the latest version of the FRMS scenario predicts a gathering of polluted gas in the generic centre of the globular cluster (Decressin et al. 2010). A study of discreteness vs continuous distribution in other globular clusters would help to clarify this question. We can, for instance, study the nature of the Na-O anticorrelation to find whether first generation and second generation are distributed smoothly or are confined into discrete clumps. Although the samples by Carretta et al. (2009a) are quite large, the errors associated with the abundances derived from GIRAFFE spectra are not sufficiently small for this kind of analysis. A few sparse studies, e.g. Marino et al. (2008) for M 4, seem to indicate a separation between the two stellar generations, but the road is still open to many interpretations.

### 3.4 At the high-mass tail of the globular cluster mass distributions

Some scenarios for globular cluster formation may be quite easily modified to reproduce features observed at the high-mass end of globular cluster mass distribution, notably for the two most massive known Milky Way globular clusters, both with a cosmic scatter in Fe abundances:  $\omega$  Cen (from Freeman & Rodgers 1975; Butler et al. 1978, Norris & Da Costa 1995 to Johnson et al. 2010 and Marino et al. 2011a), and M 54 (associated to the Sgr dSph; Sarajedini & Layden 1995; Bellazzini et al. 2008; Carretta et al. 2010b,f). The observed intrinsic spread in Fe abundances calls for repeated and large bursts of star formation in these clusters, where all the available range in stellar masses does contribute to the nucleosynthesis. The strong resemblance with the behaviour observed in local dwarfs (see Tolstoy et al. 2009) led some authors (e.g., Bekki & Freeman 2003; Bekki et al. 2007; Böker 2008; Carretta et al. 2010b,f) to suggest that massive globular clusters had their initial evolution in the core of dwarf galaxies. In both these cases the Na-O anticorrelation is present at different metallicities, and always with a larger extension in the metal-intermediate component (see Sect. 3.1): the most heavily polluted stars belong to this component. These observations can be reconciled with a general scenario if the burst of star formation generating the metal-rich component was delayed by as much as 10-30 Myr, so that their core collapse supernovae inject a notable energy input, disturbing and even suppressing the pollution from high mass stars in the (spatially nearby?) metal-poor component (e.g., Carretta et al. 2010f).

Another possible variant of the last scenario resumes the idea (e.g., van den Bergh 1996) that beside the large, massive globular clusters spiralling to the centre of their own galaxy, finding only a diffuse nuclear component (M 54 and possibly  $\omega$  Cen), another channel is feasible: the merger of two originally distinct globular clusters in the same ancestral galaxy before the disruption within the Galaxy (Carretta et al. 2010d, 2011a). This possibility

may explain with economy of hypothesis the evidence of bimodality found by photometry (Milone et al. 2008) and spectroscopy (Yong & Grundahl 2008; Villanova et al. 2010; Carretta et al. 2011a) in the peculiar cluster NGC 1851, characterised by a small difference of Fe and a larger spread in Ba, positively correlated with metallicity, as the enhancement in  $s$ -process elements is higher in the more metal-rich component. In this population the level of  $[\alpha/\text{H}]$  is also higher, suggesting an additional contribution from core-collapse supernovae. All these characteristics are shared with the more metal-poor cluster M 22 (for which more limited samples are available: Da Costa et al. 2009; Marino et al. 2009, 2011b). In these two globular clusters, both the Fe-poor/Ba-poor and Fe-rich/Ba-rich components present an Na-O anticorrelation, as if two individual clusters were traced. This consideration, together with other evidence of bimodalities (in the HB and SGB distribution, Walker 1992, Milone et al. 2008; and in the RGB splitting, Lee et al. 2009, Han et al. 2009), strongly point toward the merger scenario. Undoubtedly, other observations are required to fully account for the complex nucleosynthesis of these clusters. Note, however, that a merger scenario could also explain the so-called extended (old) star clusters recently found in a variety of galactic environments (Brüns et al. 2011).

### 3.5 Present-day young/massive clusters

The Na and O abundance variations, with large spreads up to 1 dex, allow us to resolve age differences of a few  $10^8$  yrs (in the case of AGB pollution) and as low as some  $10^6$  yrs (for FRMS). However, even this powerful diagnostic cannot provide the exact chain of events occurring early in a globular cluster life. For example, a typical problem faced in the FRMS scenario is the very narrow time gap between the end of the slow wind phase by most massive stars (about 6 Myr) and the explosion of the bulk of core-collapse supernovae (about 10 Myr after the star formation burst) when compared with the expected length of the star formation episodes (see Sect. 1). Scenarios of inhomogeneities in the interstellar matter, with preferential escape of supernova ejecta through tunnels (Prantzos & Charbonnel 2006) or of a bimodal behaviour above a critical mass (where only the outer cluster regions participate in the winds, Tenorio-Tagle et al. 2007) have been proposed to avoid the mixing between slow wind and fast supernova ejecta. However, details are still poorly known and more insight may be reached by observing young massive clusters as proxy of early evolutionary phases in the formation of stellar clusters.

A summary of the properties of young massive clusters can be found in the review by Portegies-Zwart et al. (2004). A promising starting point could be the study of the best observable examples of stellar systems that could become globular clusters in a few Gyr, such as the two young massive Galactic clusters RSGC1 (Bica et al. 2003) and RSGC2 (Stephenson 1990). Their young ages ( $12 \pm 2$  and  $17 \pm 3$  Myr, respectively, Davies et al. 2007, 2008) could provide a fine test on the nature of polluters: if spreads in Na, O abundances are detected,

only rotating massive stars can have enriched them. Interestingly enough, a third massive and obscured cluster harbouring red supergiants (RSGC3) is found surrounded by an extended, very massive (more than  $10^5 M_{\odot}$ ) association (Negueruela et al. 2011), tantalizingly suggestive of the loose association around the early proto-cluster in the qualitative scenario depicted by Carretta et al. (2010a).

Bimodal or multi-modal star formation seems to be the rule in a variety of massive star forming environments. Age spreads up to  $\sim 30$  Myr are found for some clusters in galaxies beyond the Local Group (Larsen et al. 2011), as well as in the Large Magellanic Cloud cluster NGC 1850 (age  $\sim 50$  Myr) where younger stars ( $\sim 4$  Myr) are located in a small nearby cluster (Gilmozzi et al. 1994). A bimodal age distribution (clustered at the ranges  $\sim 10 - 16$  Myr and  $\sim 32 - 100$  Myr) was found for the resolved part of the massive stellar cluster Sandage 96 in NGC 2403, with younger (brighter) stars more concentrated than the older component (Vinko et al. 2009). The authors however attribute this effect to possible accretion (and subsequent star formation) from the nearby interstellar matter (Pflamm-Altenburg & Kroupa 2008). In an interesting study, Greissl et al. (2010) derived the integrated properties of a massive young cluster (89/90) in the Antennae (NGC 4038/30) galaxies through its H and K-band spectrum. They interpreted this spectrum as a superposition of two star clusters of different ages ( $< 3$  and 6-18 Myr, respectively) with a total mass of  $10^7 M_{\odot}$  and a ratio  $M_{old}/M_{young} \leq 0.2$ . According to the authors it is possible that the older cluster was initially born with a high mass and lost a large fraction of its star mass due to the dispersion into the field, as suggested for the early evolution of currently observed globular clusters. A recent study of stellar populations in the field of the Small Magellanic Cloud star cluster NGC 346 by De Marchi et al. (2011a) found pre-main sequence stars in a bimodal distribution peaked at  $\sim 1$  and  $\sim 20$  Myr, with a statistically significant gap in star formation. However, the two generations have markedly different spatial distribution, supporting the conclusion by Hennekemper et al. (2008) of a lack of obvious sequential star formation. Analogously, De Marchi et al. (2011b) estimated a star formation extending over a long period in the central regions of 30 Dor in the Large Magellanic Cloud, since one third of the pre-main sequence they found have ages around 4 Myr, whereas the other pre-main sequence stars show ages up to  $\sim 30$  Myr. Moreover, the younger pre-main sequence stars are concentrated near the centre of the ionising cluster R136, while older pre-main sequence stars are found more uniformly distributed. Although separate stellar generations indicate a sequential star formation in a broad sense, the authors do not find a clear sign of causal effects between the two. On the other hand, evidence of triggered star formation in compact regions, with a general progression in age is found for some super star clusters in the low metallicity star forming galaxy SBS0335-052E (Thompson et al. 2009), whose characteristics would mimic an environment similar to star formation sites in the early Universe.

The above evidence seems to conflict with both main scenarios. On one hand, the small time interval between massive (rotating) stars pollution and

supernova explosion requires fast star formation, whereas the observations often reveal age spreads up to 30 Myr between two stellar generations. This may be a problem for the FRMS scenario, unless particular models of star cluster winds are adopted (see Decressin et al. 2010). On the other hand, the age gap is often so short that AGBs do not have sufficient time to start polluting the new generation. Clearly more theoretical work and additional observations are required.

#### 4 The globular clusters-Milky Way connection

Current cold dark matter cosmological models (White & Rees 1978; Moore et al. 1999) indicate that the Milky Way stellar halo was assembled from many smaller systems. Although this general picture is widely accepted, there still are unclear points, for instance, the apparent discrepancy between predicted dark matter substructures and observed Milky Way satellites, a discrepancy that has become known as the “missing satellite problem” (Klypin et al. 1999; Moore et al. 1999). The solution probably resides in the feedback of star formation (see e.g., the discussion in Wadepuhl & Springel 2011), although other solutions have been proposed (e.g., Macciò et al. 2010). It is then clearly of interest to probe the earliest phases of the Milky Way building up by using the fossil records left by these past events, such as the composition and dynamics of the oldest and most metal-poor stellar components. We review here the work done recently on the connection between globular clusters and the halo (see Helmi 2008 for a recent review of the halo properties, and Brodie & Stadler 2006 for a review of the properties of globular cluster systems in galaxies).

That the present-day clusters are (much) less massive than at the time of formation is common wisdom, apart from the requirements dictated by the multi-population nature of globular clusters. A large fraction of stars should be lost in the very initial phase of globular cluster evolution through violent relaxation following gas expulsion and mass loss from the most massive stars (e.g., Baumgardt et al. 2008). On a much longer timescale, a significant fraction of stars should evaporate: two-body encounters (e.g., McLaughlin & Fall 2008) and other mechanisms (such as disk shocking: see e.g., Aguilar et al. 1988) move a number of stars outside the tidal radius. Some fraction of the stars should be removed from the cluster within a relaxation time, typically  $\sim 5 \times 10^8$  yr (see the compilation by Harris 1996). A substantial fraction of the original globular cluster mass should then have been lost, more efficiently among smaller globular clusters which have shorter relaxation times. There is ample evidence for this loss, either from tidal tails and extra-tidal stars around some globular clusters (e.g., Odenkirchen et al. 2001, 2003; Grillmair & Johnson 2006; Belokurov et al. 2006; Chun et al. 2010; Jordi & Grebel 2010; Sollima et al. 2011 and references therein), or from the deficiency of small mass stars (which are preferentially lost if energy equipartition holds) in others (Hénon 1969; Richer et al. 1991; De Marchi et al. 2007; De Marchi

& Pulone 2007). Since these processes may lead to cluster dissolution on a timescale comparable to the lifetime of the globular clusters (see e.g., Lamers et al. 2005), current globular clusters are the survivors of a potentially larger initial population (Fall & Rees, 1977; Gnedin & Ostriker 1997). These mechanisms might have transformed a power law (Fall & Zhang 2001; Vesperini & Zepf 2003; Boley et al. 2009; Elmegreen 2010) or a Press-Schechter (Ricotti 2002) initial distribution of masses, generally found for young objects (see the review in Gieles 2009), into the currently observed approximately log-normal distribution with a peak at  $10^{5.3}M_{\odot}$  (see reviews by McLaughlin 2003 and Brodie & Strader 2006). However, it is possible that the mass distribution was originally log-normal (Parmentier & Gilmore 2005, 2007). The lack of knowledge about the properties of the original distribution of globular clusters, of the environmental condition (see Elmegreen 2010), and the subtleties of models of mass loss from globular clusters (see e.g., Kruijssen 2009 and references therein) prevent an accurate estimate of the original total mass of globular clusters (see however Baumgardt et al. 2008 and Schaerer & Charbonnel 2011, for attempts to reconstruct these values from observed distributions). Up to a few years ago, data adequate to study the connection between halo and globular clusters was insufficient. Extensive, high quality data set probing large samples of stars both in globular clusters and the field are however changing this situation.

Concerning field stars, very extensive surveys are now available, mainly (but not uniquely) thanks to the Sloan Digital Sky Survey and following surveys (see e.g., Carollo et al. 2007; Juric et al. 2008; Martell & Grebel 2010; Martell et al. 2011; see the review by Helmi 2008). On the other hand, D’Ercole et al. (2008, 2010), Carretta et al. (2010a), and Bekki (2011) were able to place the properties of different stellar generations in globular clusters and global cluster parameters into a general framework for the formation of globular clusters. The resulting scenario is one where probably *all* globular clusters, and not only the most massive ones (see Carretta et al. 2010a; Kravtsov & Gnedin 2005; Böker 2008), formed at the centre of larger systems. These were similar to the cosmological fragments that were the starting points for the assembly of dSphs, but the precursors of currently observed globular clusters probably started their evolution much closer to the central regions of the Milky Way, and the interaction between them and the whole galaxy occurred before the chemo-dynamical evolution of these objects could proceed up to the expulsion of most of its gas content. This agrees well with numerical simulations (Bekki & Chiba 2001; Boley et al. 2009; Elmegreen 2010) and leads to several main consequences: (i) globular clusters populate regions much closer to the centre of the Galaxy than dSphs; (ii) globular clusters lost their dark matter content, and have low mass-to-light ratios, while dSphs are dark matter dominated objects (e.g., Darbinghausen et al. 2008); (iii) for this reason, globular clusters are compact, tidally limited objects, while the luminous component of dSphs is more diffuse and occupies only the central part of their dark matter halo; (iv) since dSphs evolved substantially as isolated objects, their evolution is dominated by their total mass, and they obey to mass-luminosity and mass-

metallicity relations (Kirby et al. 2008). This is not true for globular clusters (see discussion in Gratton 2008).

Although largely qualitative, this scenario is self-consistent and is able to reproduce many observed characteristics of globular clusters. Attempts to put this scenario on more quantitative basis have been made by D’Ercole et al. (2008, 2010, 2011) and Bekki (2011). These models are exploring various relevant questions, including the formation of the cooling flow, the interaction between the cluster and the interstellar medium, etc. On the other hand, Vesperini et al. (2010, 2011) explored the following evolution of the clusters, and showed that many properties of the globular cluster sub-populations can be reproduced by these models (concentration, binary fraction, etc.).

A major question is whether a (even large) part of the galactic field stars were formed in clusters and are now a main component of the halo. Various authors proposed infant cluster mortality as the major source of halo stars (e.g., Baumgardt et al. 2008). Although globular clusters currently represent only  $\sim 1.2\%$  of the mass of the Galactic halo (Gratton et al. 2011b, see next section; a higher estimate of  $\sim 2\%$  was given by Freeman & Bland-Hawthorn 2002), this suggestion has recently received renewed interest because it is now clear that the bulk of stars in globular clusters belongs to the second generation (Carretta et al. 2009a,b). This population is typical of globular clusters (Gratton et al. 2000), so that its main signature, the Na-O anticorrelation, might be also considered the true tracer of a *bona fide* globular cluster. The small fraction (about 2.5%) of Na-rich and/or CN-rich stars in the field halo (Carretta et al. 2010a; Martell & Grebel 2010) may well come from second generation stars evaporated from globular clusters. On the other hand, a residual of the first generation is still present in globular clusters but only as a minority component (about one third) of the current total population. To reproduce correctly the ratio of first generation to second generation and the observed chemical features, a large fraction of stars of the first generation (more than 90%) must have been lost from globular clusters (see e.g. Decressin et al. 2008; D’Ercole et al. 2008, 2011; and references in Carretta et al. 2010a).

In the remaining of this section, we discuss in more detail the possible relation between the first generation in globular clusters and the field halo stars.

#### 4.1 The mass of the globular clusters compared to the mass of the halo

Gratton et al. (2011b) estimated that, if reference is made to the same volume, that is, the region of the Galaxy dominated by the Galactic halo, about 1.2% of the halo stars are currently in globular clusters. While this value has a considerable uncertainty, it may be considered as a conservative estimate. As mentioned above, the original fraction of stars in globular clusters should have been larger because they are expected to lose a significant part of their stars during their evolution. For reasonable initial conditions, the rates of evaporation of first generation and second generation stars were likely different only

in very early phases, within two relaxation times (Vesperini et al. 2010; Decressin et al. 2008, 2010). Let us assume for simplicity that they lost stars at the same rate after second generation stars formed. If we then adopt the value cited above of 2.5% of second generation stars now present in the general field, and the present ratio of first generation to second generation stars, we deduce that the fraction of stars that belonged to globular clusters at the end of the formation of the second generation is 3.7% of the current halo stars. Since currently 1.2% of the halo mass is still in globular clusters, at that epoch they were four times more massive than they are now and that about 5% of the halo was in globular clusters. A similar argument may be found in Schaerer & Charbonnel (2011).

However, as mentioned in Sect. 3.3, the mass involved in the process of formation of globular clusters was likely significantly larger than their mass after formation of the second generation. Several authors (Bekki et al. 2007; D’Ercole et al. 2008, 2010; Decressin et al. 2008; Vesperini et al. 2010; Carretta et al. 2010a; Martell & Grebel 2010; Gratton & Carretta 2010; Conroy 2011; Schaerer & Charbonnel 2011; Bekki 2011) provided estimates of the initial mass of the primordial population of globular clusters required to satisfy the above constraint. In spite of different assumptions, they all agree on very large ratios (from 10 up to 25) between the original first generation population and the globular cluster stars after formation of the second generation.

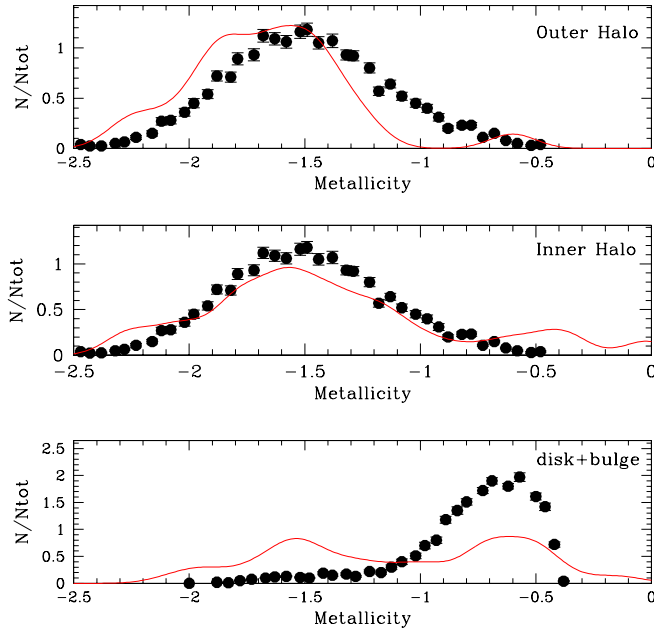
The original proto-globular clusters should then have included  $> 50\%$  of the halo mass. This value further rises if part of the mass lost by the potential polluters was not used to form second generation stars. There is then a strong argument suggesting that the primordial stars of the current globular cluster were responsible for a large fraction, possibly the majority of the current field halo stars, although a contribution by dSph’s, mainly to the outer halo, is certainly present (see the discussion in Helmi 2008). Furthermore, if we consider that the total number of globular clusters per unit halo mass does not depend strongly on the magnitude or Hubble type of the host galaxy (Bekki et al. 2008) we can conclude that the massive star-formation episodes producing globular clusters played a very important role in the formation of stars in galaxies, and might have substantially contributed to the reionisation of the universe at  $z \geq 6$  (Ricotti 2002; Schaerer & Charbonnel 2011).

## 4.2 Chemical composition

The order-of-magnitude estimates of the previous section suggest that a large fraction of the Milky Way stellar halo is formed by debris of proto-clusters. This result is supported by the good agreement, especially for the inner halo, between the metallicity distribution of halo globular clusters (data from the Harris 1996 catalogue) and of the Milky Way halo, as determined from in situ observations (Ivezic et al. 2008; see Fig. 4).

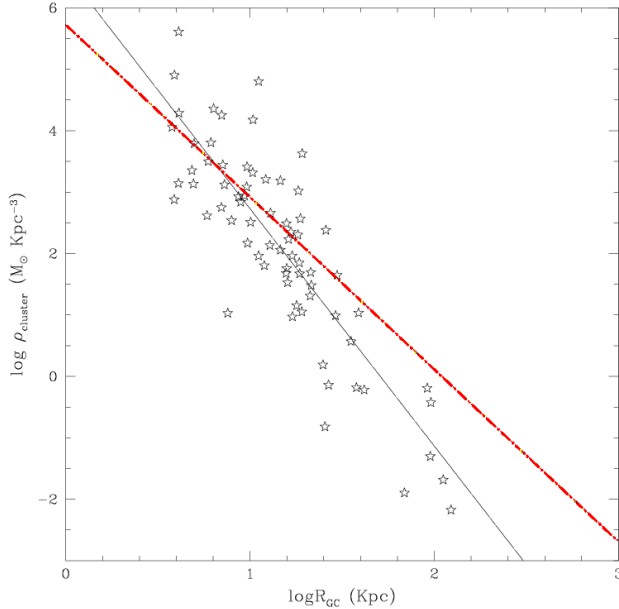
Element-to-element abundance ratios provide a crucial clue about the origin of the stars. For instance, the overabundance of  $\alpha$ -elements with respect





**Fig. 4** Metallicity distribution of stars in the disk (lower panel), inner halo (middle panel), and outer halo (top panel) from Ivezic et al. (2008), compared to the distribution of Galactic globular clusters. Filled circles are field stars from Ivezic et al., and red solid lines are the generalised histograms for globular clusters. All distributions are normalised to unity integrating over the whole range.

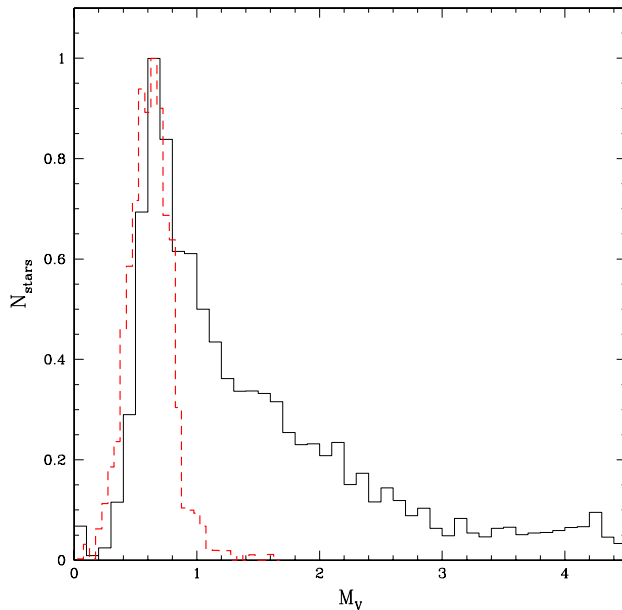
to Fe has been used to conclude that the majority of field halo stars cannot have formed in objects such as present-day dSph's (see Shetrone et al. 2003; Tolstoy et al. 2009). On the other hand, there is no known difference between the chemical composition of first generation stars of globular clusters and that of field halo stars. This is discussed at length in the literature (e.g., Gratton et al. 2004 and references therein; Helmi 2008; Carretta et al. 2009a,b for O, Na, Mg, Al, Si; Carretta et al. 2010a for Al; Carretta et al. 2010c for Ca; D'Orazi et al. 2010a for Ba; and Lucatello et al. 2011, for Mn, Cu, and other  $n$ -capture elements). Also Li abundances for first generation stars in globular clusters and field halo ones agree well (Bonifacio et al. 2002; Pasquini et al. 2005; Lind et al. 2009; D'Orazi & Marino 2010). On the other hand, second generation stars clearly differ concerning the abundances of the elements involved in high temperature H-burning, as we have seen throughout this review.



**Fig. 5** Run of the density of stars within halo globular clusters,  $\rho_{\text{cluster}}$ , with the Galactocentric distance  $R_{\text{GC}}$ . The solid line is the best fit of the data; the dash-dotted, red line represents the slope of the density appropriate for the inner halo, according to Juric et al. (2008).

#### 4.3 Density distribution

The radial distribution of halo globular clusters matches well the distribution of halo stars (Brodie & Strader 2006; Baumgardt et al. 2008; Helmi 2008). To further show this, we first estimated the run of the density of stars within globular clusters with galactocentric distance  $R_{\text{GC}}$ . This was done by ordering the halo globular clusters according to increasing  $R_{\text{GC}}$  (see Appendix in Carretta et al. 2010a). This allows us to define a shell pertinent to each globular cluster, defined by its  $R_{\text{GC}}$  and the same value for the globular cluster immediately preceding. We then estimated the density of globular cluster stars in this shell by dividing the mass within each globular cluster (simply using an average  $M/L_V = 2$ ) for the volume of the shell. The run of this density is plotted against  $R_{\text{GC}}$  in Fig. 5, together with the best fit line and that representing the slope of the density appropriate for the inner halo, according to Juric et al. (2008; see also Harris 1976 and Morrison 1993, and the review by Helmi 2008 for a thorough discussion and words of caution about the meaning of such an



**Fig. 6** Luminosity function for BHB stars in globular clusters (from Piotto et al. 2003: solid histogram) and in the field (Brown et al. 2008: red dashed line). The two distributions are normalised to their maximum value.

average value). This second line represents a good fit for the inner halo, while the density slope for globular cluster is clearly steeper in the outer halo. These slopes agree fairly well with the predictions given by numerical simulations by Steinmetz & Muller (1995), Bekki & Chiba (2001), and Bullock & Johnston (2005).

#### 4.4 The blue horizontal branch

An assessment of the properties of the HB is fundamental in order to properly understand the relation existing between globular cluster and field halo population. At least three parameters (metallicity, age, and possibly He abundance) are required to explain the properties of the HB population in globular clusters (see Sect. 2.4). Since it is not obvious that the distribution of these parameters is the same for field and cluster stars, it could be possible to observe systematic differences between their HB populations. It is difficult to extract clean samples of field HB stars to be used for this comparison. The best results are obtained for blue HB stars and RR Lyrae (e.g., Kinman & Allen 1996), while it is difficult to obtain a complete sample of red HB stars. Here, we only limit the discussion to the first ones.

Reliable samples of BHB stars have been obtained by extensive spectroscopic surveys (e.g., Beers et al. 2007, and references therein), which pro-

vided colour distribution of BHB stars strongly peaked at colours in the range  $0 < (B - V)_0 < 0.1$  with very few bluer stars (Kinman & Allen, 1996; Brown et al. 2008). Brown et al. used these data to infer the luminosity function of field BHB. In Fig. 6 we compare their luminosity function with that for BHB stars in globular clusters obtained using the HST “Snapshot Survey” (Piotto et al. 2003). Roughly half of the cluster BHBs are fainter than  $M_V = +1$ , while there is virtually no field BHB star fainter than this magnitude. This confirms the earlier result by Kinman & Allen (1996): field and cluster BHB luminosity functions are different, the first one lacking the extension at faint magnitudes that has to have an origin strictly tied to the globular cluster environment.

Since there are few Na-rich/O-poor stars in the field, this difference can be immediately related to the correlation existing between the maximum temperature of HB stars and the extension of the Na-O anticorrelation (Carretta et al. 2007, 2010a). The maximum temperature of the HB for the field stars at  $\log T_{\text{eff}} \sim 4.1$  corresponds to an interquartile of the Na-O distribution  $IQR \leq 0.3$ , which is close to the minimum value obtained for any globular cluster (see Carretta et al. 2009a). If the relation between the blue tails of the HB and the presence of Na-rich stars is caused by a difference in the He content (D’Antona et al. 2002; Gratton et al. 2010a; see Sect. 2.4), He-rich stars are rare in the field, while they are quite common in globular clusters. This fact supports the view that field halo stars are related almost completely to the primordial (Na- and He-poor) population of globular clusters, that is the first generation.

#### 4.5 Binaries

A significant fraction ( $\sim 60\%$ ) of solar type stars in the solar neighbourhood are in binary systems (Duquennoy & Mayor 1991). Wide binaries may be destroyed in very dense fields (Lada & Lada 2003). In fact, the outcome of the interactions between a binary and single stars in a cluster depends critically on the ratio  $x$  of the binary binding energy to the mean kinetic energy of cluster stars. In general, binaries having  $x > 1$  (hard/close binaries) will, on average, become more bound as a result of interactions with single stars; for  $x < 1$  (soft/wide binaries), binary/single-star interactions will generally lead to the disruption of the binary (see e.g., Heggie & Hut 2003 for a review). The binary frequency and the maximum separation may then be used to estimate the density of the birth environment (Goodwin 2010). The frequency of spectroscopic binaries among field metal-poor red giants, for periods less than 6000 days, is  $16 \pm 4\%$ , which is not significantly different from that measured for field metal-poor dwarfs ( $17 \pm 2\%$ : Carney et al. 2003). These values are similar to those obtained for field population I stars, if we restrict to the same period range.

Binary stars play a crucial role in cluster evolution, both as an energy source supporting the cluster’s post-core collapse dynamics (see e.g. Gao et al. 1991; Goodman & Hut 1989; Vesperini & Chernoff 1994; Heggie et al. 2006;

Trenti et al. 2007; Hurley et al. 2007; see also Heggie & Hut 2003 for a review), and as potential seeds for the formation of a variety of exotic objects (e.g. LMXBs, CVs, blue stragglers etc.; see e.g. Ivanova et al. 2006, 2008; Ferraro & Lanzoni 2008 and references therein). However, the binary fraction in globular clusters is certainly much lower than in the field (Romani & Weinberg 1991). In a recent survey of photometric binaries deduced from the colour-magnitude diagram, Milone et al. (2008) estimated that typically only a few per cent of stars in globular clusters are binaries, with the binary fraction being a strong function of the cluster mass, ranging from  $\sim 2\%$  for the most massive globular clusters, up to  $\sim 20\%$  for the less massive ones. The mass weighted average value is low, at most about one third of that for field halo stars.

The low binary fraction in globular cluster is not surprising considering their high density; the larger fraction of wide binaries among the halo stars indicates that they did not originate within globular clusters which subsequently disintegrated, but formed in less dense environments (Ryan 1992). However, an intriguing result is that the incidence of binaries is very different among first generation and second generation stars (see D’Orazi et al. 2010a). In these samples (drawn from the outer regions of the globular clusters, where the fraction of binaries is lower through mass segregation effects, see Milone et al. 2008), only  $\sim 1\%$  of second generation stars are in binary systems, while the fraction of spectroscopic binaries in first generation ( $\sim 15\%$ ) is similar to that observed in field metal-poor stars, i.e., it is consistent with the close relation we are proposing between first generation and field halo stars. This result is fully consistent with that obtained by Milone et al. (2008), if we assume that there are no long period binaries in globular clusters (which is reasonable), and if we consider that first generation makes up only one third of the globular cluster population.

The dramatic difference between the frequency of binaries in first generation and second generation indicates (i) that most of the destruction of binaries (or lack of formation) among second generation stars occurred before relaxation of the system, because we do not expect large differences in the destruction rates between first generation and second generation later; and (ii) that only the most compact binaries have a significant probability to form or survive in the very dense regions where second generation stars of globular cluster formed. Vesperini et al. (2011) were able to model successfully these results in the hypothesis that second generation stars formed a compact subsystem in the central regions of a more extended first generation globular cluster as proposed in different forms in D’Ercole et al. (2008), Carretta et al. (2010), Bekki (2011), and Caloi & D’Antona (2011). This close relation between the loose first generation and the very compact second generation clusters is not obvious in the Baumgardt et al. (2008) simulations, where a simple power law for cluster mass distribution is assumed, but it may be understood if they formed within a cooling flow as proposed by D’Ercole et al. (2008). This is a crucial ingredient in models of globular cluster formation and evolution, and should have important consequences on the dynamical models.

Summarizing, we presented several arguments to show how the fraction of the first generation stars lost by globular clusters may be considered one of main building block of the halo, although other minor contributors cannot be excluded. These arguments include their total mass, the metallicity distribution, the element-to-element abundance ratios, the location within the Milky Way, the distribution of HB stars, and the binary fraction. If true, this connection establishes a close relationship between the formation of globular clusters and that of the halo: a large fraction of the halo stars formed in the same episodes which ultimately lead to the formation of the globular clusters, and therefore should have a similar age. On the other hand, the connection is much looser between metal-rich globular clusters and the thick disk, since the specific frequency of globular clusters is reduced by roughly a factor of ten in this case. This suggests that thick disk stars typically formed in a large number of smaller episodes of star formation.

## 5 Conclusions

In this review we have presented an update on our knowledge of the multiple populations in globular clusters. The phenomenon moved from being generally considered an exotic curiosity, present only in a few, peculiar clusters (such as e.g.,  $\omega$  Cen, NGC 2808, M 22), to a feature attributed only to massive clusters (the ones mentioned above, plus M 54 or NGC 6388), and finally to the widespread acceptance of its probable universality (at least among clusters massive enough, such as the Milky Way globular clusters). We cannot fully understand the intrinsic properties of globular clusters, their formation, and their interaction with the Milky Way, unless we are able to quantitatively define the properties of the multiple populations in globular clusters, using a manifold of information coming from spectroscopy, photometry, and theoretical modelling. Recent progress in gathering extensive, high quality observational samples from both spectroscopy and photometry are now allowing to successfully attack long standing problems such as the second-parameter problem or the relation between globular clusters and field halo.

Many questions remain still open in understanding how globular cluster formed. The most critical concern the relative roles of the different mechanisms that may cause inhomogeneities in globular clusters, the nature of the polluters (which sets the timescale) and clarification of all nucleosynthesis mechanisms involved, the origin of the diluting material, and the construction of reliable 3-d hydrodynamical models.

While theoretical models have made substantial progress and should continue, maybe the theory is still lagging behind observations and is unlikely that most of these questions will be solved without new inputs. Here, still important progress can be obtained by pursuing the *archaeological* approach of studying old systems that provided most of the evidence available. In particular, spectroscopy can be used to explore the abundance pattern for those elements, such as He, Li, Al, and F, whose potential has not been fully ex-

ploited; or to obtain an accurate set of abundances for large sets of stars in each cluster, in order to study the shape of the distributions (continuous *vs* discrete) or the connection with kinematics or location within the clusters. Photometry may provide both large samples of stars and high accuracy for many more globular clusters. All these studies may likely be conducted with currently available instrumentation, at least for Milky Way globular clusters, while possibly new instruments are required to study the extragalactic ones.

On the other hand, detailed study of star formation histories in large star forming regions and massive young clusters may also turn out to be very profitable; thus, it should be intensified and systematically pursued. Most of the interesting objects are in other galaxies, and require very high quality observational material, possibly adaptive optics assisted observations and integral field spectroscopy. Studies of the interstellar matter in these large star-forming regions with large millimetric arrays such as ALMA might also be interesting to reveal the same existence of the cooling flows predicted in globular cluster formation scenarios.

However, when considering young objects, it should be clear that there must be something fundamentally different in how formation of massive clusters proceeded in the *halo* and how is going on in *disk-like* environments: basic evidence for this is given by the different specific frequency of globular cluster in the two environments and the universal presence of clearly separated blue and red sequences of globular clusters in galaxies (see the review by Brodie & Strader 2006).

Ideally, the connection between globular clusters, their multiple populations, and the Galactic halo should be explored by directly detecting the streams formed by the individual globular clusters. This cannot be done at present because of the short dynamical timescales in the inner Galaxy (a typical inner halo star will have made between 50 and 100 revolutions in a Hubble time). Each accreted satellite will then give rise to multiple streams (see Helmi & White 1999; and discussion in Helmi 2008). Better perspectives are opened by studying streams in the integral of motion space (Helmi et al. 1999; Képley et al. 2007). This requires determining the kinematics of a large number of halo stars. Some progress in the field is expected in the near future from the continuing SEGUE (Beers et al. 2006; Yanny et al. 2009) and RAVE (Steinmetz et al. 2006; Siebert et al. 2011) surveys. Further data will be produced by spectroscopic surveys just starting or planned for the immediate future, such as HERMES (Freeman 2011), LAMOST (e.g., Zhao et al. 2006), and the FLAMES public ESO survey (PIs Gilmore and Randich, see <http://www.gaia-eso.eu>) that will start in 2012 and will target more than  $10^5$  stars belonging to all Galactic stellar components. Finally, a special role will be played by the Gaia satellite (Perryman et al. 2001), due to be launched in mid-2013, with its all-sky information on position, distance, and proper motion for about  $10^9$  objects, and complete information (radial velocity, metallicity) for a few million stars (see <http://www.rssd.esa.int>).

**Acknowledgements** We thank Franca D’Antona, Melvyn Davies, Valentina D’Orazi, Sara Lucatello, and Chris Sneden who thoroughly read and expertly commented the paper. We thank Warren Brown for having kindly provided unpublished material used in the preparation of Figure 6; Nikos Prantzos, Annibale D’Ercole and Corinne Charbonnel for sending us material from their unpublished talks. This research has made use of the SIMBAD database, operated at CDS, Strasbourg, France, and of NASA’s Astrophysics Data System. This work was funded by INAF by the grant INAF 2009 ”Formation and Early Evolution of Massive Star Clusters”.

## References

1. Aguilar L., Hut P., Ostriker J. P.: On the evolution of globular cluster systems. I - Present characteristics and rate of destruction in our Galaxy. *ApJ* 335 720-747 (1988)
2. Anderson J, Piotto G, King IR, Bedin LR, Guhathakurta P: Mixed Populations in Globular Clusters: Et Tu 47 Tuc? *ApJ* 697 L58-L62 (2009)
3. Anthony-Twarog B. J., Twarog B. A., Craig J.: CN and CA abundance variations among the giants in M22. *PASP* 107 32-48 (1995)
4. Arnould M., Goriely S., Jorissen A.: Non-explosive hydrogen and helium burnings: abundance predictions from the NACRE reaction rate compilation. *A&A* 347 572-582 (1999)
5. Baumgardt H., Kroupa P., Parmentier G.: The influence of residual gas expulsion on the evolution of the Galactic globular cluster system and the origin of the Population II halo. *MNRAS* 384 1231-1241 (2008)
6. Bedin LR, Piotto G, Anderson J, Cassisi S, King IR, Momany Y, Carraro G:  $\omega$  Centauri: The Population Puzzle Goes Deeper. *ApJ* 605 L125-L128 (2004)
7. Beers T. C., Lee Y., Sivarani T., Allende Prieto C., Wilhelm R., Re Fiorentin P., Bailer-Jones C.: The SDSS-I Value Added Catalog of Stellar Parameters and the SEGUE Pipeline. *IAUJD* 13 (2006)
8. Beers T. C., et al.: Broadband *UBVR<sub>C</sub>IC* Photometry of Horizontal-Branch and Metal-poor Candidates from the HK and Hamburg/ESO Surveys. I. *ApJS* 168 128-139 (2007)
9. Behr B. B., Cohen J. G., McCarthy J. K., Djorgovski S. G.: Striking Photospheric Abundance Anomalies in Blue Horizontal-Branch Stars in Globular Cluster M13. *ApJ* 517 L135-L138 (1999)
10. Becker S. A., Iben I., Jr.: The asymptotic giant branch evolution of intermediate-mass stars as a function of mass and composition. I - Through the second dredge-up phase. *ApJ* 232 831-853 (1979)
11. Bellazzini M., Ibata R. A., Chapman S. C., Mackey A. D., Monaco L., Irwin M. J., Martin N. F., Lewis G. F., Dalessandro E.: The Nucleus of the Sagittarius Dwarf Galaxy and M54: a Window on the Process of Galaxy Nucleation. *AJ* 136 1147-1170 (2008)
12. Bellini A, Piotto G, Bedin LR, King IR, Anderson J, Milone AP, Momany Y: Radial distribution of the multiple stellar populations in  $\omega$  Centauri. *A&A* 507 1393-1408 (2009)
13. Bekki K.: Secondary star formation within massive star clusters: origin of multiple stellar populations in globular clusters. *MNRAS* 412 2241-2259 (2011)
14. Bekki K., Chiba M.: Formation of the Galactic Stellar Halo. I. Structure and Kinematics. *ApJ* 558 666-686 (2001)
15. Bekki K., Freeman K. C.: Formation of  $\omega$  Centauri from an ancient nucleated dwarf galaxy in the young Galactic disc. *MNRAS* 346 L11-L15 (2003)
16. Bekki K., Mackey, A.D.: On the origin of double main-sequence turn-offs in star clusters of the Magellanic Clouds. *MNRAS* 394 124-132 (2009)
17. Bekki K., Norris J. E.: The Origin of the Double Main Sequence in  $\omega$  Centauri: Helium Enrichment due to Gas Fueling from Its Ancient Host Galaxy?. *ApJ* 637 L109-L112 (2006)
18. Bekki K., Campbell S. W., Lattanzio J. C., Norris J. E.: Origin of abundance inhomogeneity in globular clusters. *MNRAS* 377 335-351 (2007)
19. Bekki K., Yahagi H., Nagashima M., Forbes D. A.: The origin of globular cluster systems from cosmological simulations. *MNRAS* 387 1131-1148 (2008)
20. Belokurov, V., Evans, N.W., Irwin, M.J., Hewett, P.C., Wilkinson, M. I. 2006, *ApJ*, 637, L29



21. Bertelli G., Nasi E., Girardi L., Chiosi C., Zoccali M., Gallart C.: Testing Intermediate-Age Stellar Evolution Models with VLT Photometry of Large Magellanic Cloud Clusters. III. Padova Results. *AJ* 125 770-784 (2003)
22. Bhatia, R. K., Hatzidimitriou, D.: Binary star clusters in the Large Magellanic Cloud. *MNRAS* 230 215-221 (1988)
23. Bica E., Dutra C. M., Soares J., Barbuy B.: New infrared star clusters in the Northern and Equatorial Milky Way with 2MASS. *A&A* 404 223-232 (2003)
24. Bloeker T., Schoenberner D.: A 7-solar-mass AGB model sequence not complying with the core mass-luminosity relation. *A&A* 244 L43-L46 (1991)
25. Böker T.: Are Globular Clusters the Remnant Nuclei of Progenitor Disk Galaxies?. *ApJ* 672 L111-L114 (2008)
26. Böker, T., Nuclear star clusters. Star clusters: basic galactic building blocks throughout time and space, *Proc. IAU* 266 58-63 (2010)
27. Boley A. C., Lake G., Read J., Teyssier R.: Globular Cluster Formation Within a Cosmological Context. *ApJ* 706 L192-L196 (2009)
28. Bonifacio P., et al.: The lithium content of the globular cluster NGC 6397. *A&A* 390 91-101 (2002)
29. Bragaglia A., Carretta E., Gratton R., D'Orazi V., Cassisi S., Lucatello S.: Helium in first and second-generation stars in globular clusters from spectroscopy of red giants. *A&A* 519 A60 (2010a)
30. Bragaglia A., Carretta E., Gratton R. G., Lucatello S., Milone A., Piotto G., D'Orazi V., Cassisi S., Sneden C., Bedin L. R.: X-shooter Observations of Main-sequence Stars in the Globular Cluster NGC 2808: First Chemical Tagging of a He-normal and a He-rich Dwarf. *ApJ* 720 L41-L45 (2010b)
31. Bragaglia A., Sneden C., Carretta E., Gratton R. G., Lucatello S.: Searching for Abundance Anomalies in the Old, Massive Open Cluster NGC 6791. *ApJ* submitted (2011)
32. Briley M. M., Cohen J. G.: Calibration of the CH and CN Variations Among Main-Sequence Stars in M71 and in M13. *AJ* 122 242-247 (2001)
33. Briley M. M., Harbeck D., Smith G. H., Grebel E. K.: On the Carbon and Nitrogen Abundances of 47 Tucanae's Main-Sequence Stars. *AJ* 127 1588-1593 (2004)
34. Briley M. M., Cohen J. G., Stetson P. B.: The Chemical Inhomogeneity of Faint M13 Stars: Carbon and Nitrogen Abundances. *AJ* 127 1579-1587 (2004)
35. Briley M. M., Smith V. V., Suntzeff N. B., Lambert D. L., Bell R. A., Hesser J. E.: Sodium abundance variations in main-sequence stars of the globular cluster 47 Tucanae. *Natur* 383 604-606 (1996)
36. Brodie J. P., Strader J.: Extragalactic Globular Clusters and Galaxy Formation. *ARA&A* 44 193-267 (2006)
37. Brown W. R., Beers T. C., Wilhelm R., Allende Prieto C., Geller M. J., Kenyon S. J., Kurtz M. J.: The Century Survey Galactic Halo Project III: A Complete 4300 DEG<sup>2</sup> Survey of Blue Horizontal Branch Stars in the Metal-Weak Thick Disk and Inner Halo. *AJ* 135 564-574 (2008)
38. Brüns R. C., Kroupa P., Fellhauer M., Metz M., Assmann P.: A parametric study on the formation of extended star clusters and ultra-compact dwarf galaxies. *A&A* 529 A138 (2011)
39. Bullock J. S., Johnston K. V.: Tracing Galaxy Formation with Stellar Halos. I. Methods. *ApJ* 635 931-949 (2005)
40. Butler D., Dickens R. J., Epps E.: Studies of RR Lyrae variable stars in the unusual globular cluster Omega Centauri. I - Spectroscopic observations. *ApJ* 225 148-164 (1978)
41. Buzzoni A., Fusi Pecci F., Buonanno R., Corsi C. E.: Helium abundance in globular clusters - The R-method. *A&A* 128 94-101 (1983)
42. Caloi V.: On the gap in horizontal branches at B - V about zero. *A&A* 343 904-908 (1999)
43. Caloi V., D'Antona F.: Helium self-enrichment in globular clusters and the second parameter problem in M 3 and M 13. *A&A* 435 987-993 (2005)
44. Caloi V., D'Antona F.: NGC 6441: another indication of very high helium content in globular cluster stars. *A&A* 463 949-955 (2007)
45. Caloi V., D'Antona F.: Is Mass Loss Along the Red Giant Branch of Globular Clusters Sharply Peaked? The Case of M3. *ApJ* 673 847-853 (2008)

46. Caloi V., D'Antona F.: In search of massive single-population Globular Clusters. arXiv:1106.0810 (2011)
47. Cameron A. G. W., Fowler W. A.: Lithium and the s-PROCESS in Red-Giant Stars. *ApJ* 164 111 (1971)
48. Campbell S. W., Lattanzio J. C., Elliott L. M.: Are there radical cyanogen abundance differences between galactic globular cluster RGB and AGB stars?. Possibly a Vital Clue to the Globular Cluster Abundance Anomaly Problem. *MmSAI* 77 864 (2006)
49. Campbell S. W., Yong D., Wylie-de Boer E. C., Stancliffe R. J., Lattanzio J. C., Angelou G. C., Grundahl F., Sneden C.: The case of the disappearing CN-strong AGB stars in Galactic Globular Clusters - preliminary results. *MmSAI* 81 1004 (2010)
50. Cannon R. D., Croke B. F. W., Bell R. A., Hesser J. E., Stathakis R. A.: Carbon and nitrogen abundance variations on the main sequence of 47 Tucanae. *MNRAS* 298 601-624 (1998)
51. Caputo F., Castellani V., Wood P. R.: Evolutionary parameters in observed horizontal and asymptotic branches. *MNRAS* 184 377-386 (1978)
52. Carney B. W., Latham D. W., Stefanik R. P., Laird J. B., Morse J. A.: Spectroscopic Binaries, Velocity Jitter, and Rotation in Field Metal-poor Red Giant and Red Horizontal-Branch Stars. *AJ* 125 293-321 (2003)
53. Carollo D., et al.: Two stellar components in the halo of the Milky Way. *Natur* 450 1020-1025 (2007)
54. Carretta E.: Abundances in Red Giant Stars of NGC 2808 and Correlations between Chemical Anomalies and Global Parameters in Globular Clusters. *AJ* 131 1766-1783 (2006)
55. Carretta E., Bragaglia A., Gratton R.G., Leone F., Recio-Blanco A., Lucatello S.: Na-O anticorrelation and HB. I. The Na-O anticorrelation in NGC 2808. *A&A* 450 523-533 (2006)
56. Carretta E., Bragaglia A., Gratton R.G., Lucatello S., Momany Y.: Na-O anticorrelation and horizontal branches. II. The Na-O anticorrelation in the globular cluster NGC 6752. *A&A* 464 927-937 (2007a)
57. Carretta E., et al.: Na-O anticorrelation and horizontal branches IV Detection of He-rich and He:poor stellar populations in the globular cluster NGC 6218. *A&A* 464 939-951 (2007b)
58. Carretta E., Bragaglia A., Gratton R.G., Momany Y., Recio-Blanco A., Cassisi S., François P., James G., Lucatello S., Moehler S.: Na-O anticorrelation and horizontal branches. VI. The chemical composition of the peculiar bulge globular cluster NGC 6388. *A&A* 464 967-981 (2007c)
59. Carretta E.: Abundances in Red Giant Stars of NGC 2808 and Correlations between Chemical Anomalies and Global Parameters in Globular Clusters. *AJ* 131 1766-1783 (2006)
60. Carretta E., Bragaglia A., Gratton R., Lucatello S., Bellazzini M., D'Orazi V.: Calcium and Light-elements Abundance Variations from High-resolution Spectroscopy in Globular Clusters. *ApJ* 712 L21-L25 (2010)
61. Carretta E., et al Na-O anticorrelation and HB VII :The chemical composition of first and second generation stars in 15 globular clusters from GIRAFFE spectra. *A&A* 505 117-138 (2009a)
62. Carretta E., Bragaglia A., Gratton R., Lucatello S.: Na-O anticorrelation and HB. VIII. Proton-capture elements and metallicities in 17 globular clusters from UVES spectra. *A&A* 505 139-155 (2009)
63. Carretta E., Bragaglia A., Gratton R., D'Orazi V., Lucatello S.: Intrinsic iron spread and a new metallicity scale for globular clusters. *A&A* 508 695-706 (2009)
64. Carretta E., Bragaglia A., Gratton R. G., Recio-Blanco A., Lucatello S., D'Orazi V., Cassisi S.: Properties of stellar generations in globular clusters and relations with global parameters. *A&A* 516 A55 (2010a)
65. Carretta E., Bragaglia A., Gratton R. G., Lucatello S., Bellazzini M., Catanzaro G., Leone F., Momany Y., Piotto G., D'Orazi V.: M54 + Sagittarius =  $\omega$  Centauri. *ApJ* 714 L7-L11 (2010b)
66. Carretta E., Bragaglia A., Gratton R. G., Lucatello S., Bellazzini M., Catanzaro G., Leone F., Momany Y., Piotto G., D'Orazi V.: Detailed abundances of a large sample of giant stars in M 54 and in the Sagittarius nucleus. *A&A* 520 A95 (2010c)
67. Carretta E., Bragaglia A., Gratton R., Lucatello S., D'orazi V.: A Strömgren view of the multiple populations in globular clusters. *A&A* in press, arXiv:1109.3199 (2011b)

68. Carretta E., Gratton R. G., Bragaglia A., Bonifacio P., Pasquini L.: Abundance analysis of turn-off and early subgiant stars in the globular cluster 47 Tuc (NGC 104). *A&A* 416 925-940 (2004)
69. Carretta E., Lucatello S., Gratton R., Bragaglia A., D'Orazi V.: Multiple stellar populations in the globular cluster NGC 1851. *A&A*, 533, 69 (2011a)
70. Carretta E., et al.: Abundances for a Large Sample of Red Giants in NGC 1851: Hints for a Merger of Two Clusters?. *ApJ* 722 L1-L6 (2010d)
71. Carretta E., Bragaglia A., D'Orazi V., Lucatello S., Gratton R. G.: The radial distribution of stars of different stellar generations in the globular cluster NGC 3201. *A&A* 519 A71 (2010e)
72. Cassisi S., Salaris M., Pietrinferni A., Piotto G., Milone A. P., Bedin L. R., Anderson J.: The Double Subgiant Branch of NGC 1851: The Role of the CNO Abundance. *ApJ* 672 L115-L118 (2008)
73. Catelan M.: Is There a Difference in Luminosity between Field and Cluster RR Lyrae Variables?. *ApJ* 495 L81 (1998)
74. Catelan M.: Horizontal branch stars: the interplay between observations and theory, and insights into the formation of the Galaxy. *A&ASS* 320 261-309 (2009)
75. Cavallo R. M., Suntzeff N. B., Pilachowski C. A.: Hydra Observations of Aluminum Abundances in the Red Giants of the Globular Clusters M80 and NGC 6752. *AJ* 127 3411-3421 (2004)
76. Chiappini C., Frischknecht U., Meynet G., Hirschi R., Barbuy B., Pignatari M., Decressin T., Maeder A.: Imprints of fast-rotating massive stars in the Galactic Bulge. *Natur* 472 454-457 (2011)
77. Chun S.-H., Kim J.-W., Sohn S. T., Park J.-H., Han W., Kim H.-I., Lee Y.-W., Lee M. G., Lee S.-G., Sohn Y.-J.: A Wide-Field Photometric Survey for Extragalactic Tails Around Five Metal-Poor Globular Clusters in the Galactic Halo. *AJ* 139 606-625 (2010)
78. Cohen J. G., Meléndez J.: Abundances in a Large Sample of Stars in M3 and M13. *AJ* 129 303-329 (2005)
79. Cohen J. G.: The Spectra of Main-Sequence Stars in Galactic Globular Clusters. II. CH and CN Bands in M71. *AJ* 117 2434-2439 (1999)
80. Cohen J. G.: The Spectra of Main-Sequence Stars in Galactic Globular Clusters. I. CH and CN Bands in M13. *AJ* 117 2428-2433 (1999)
81. Cohen J. G.: Palomar 12 as a Part of the Sagittarius Stream: The Evidence from Abundance Ratios. *AJ* 127 1545-1554 (2004)
82. Cohen J. G., Meléndez J.: Abundances in a Large Sample of Stars in M3 and M13. *AJ* 129 303-329 (2005)
83. Cohen J. G., Briley M. M., Stetson P. B.: Carbon and Nitrogen Abundances in Stars at the Base of the Red Giant Branch in M5. *AJ* 123 2525-2540 (2002)
84. Cohen J. G., Briley M. M., Stetson P. B.: C and N Abundances in Stars at the Base of the Red Giant Branch in M15. *AJ* 130 1177-1193 (2005)
85. Cohen J. G., Huang, W., Kirby, E.: The Peculiar Chemical Inventory of NGC 2419 – An Extreme Outer Halo "Globular Cluster". *ApJ*, 740, 60 (2011)
86. Conroy C.: The Ancient Globular Clusters Were Much More Massive At Birth. *arXiv:1101.2208* (2011)
87. Conroy C., Spergel D. N.: On the Formation of Multiple Stellar Populations in Globular Clusters. *ApJ* 726 36 (2011)
88. Cottrell P. L., Da Costa G. S.: Correlated cyanogen and sodium anomalies in the globular clusters 47 Tuc and NGC 6752. *ApJ* 245 L79-L82 (1981)
89. Crocker D. A., Rood R. T., Oconnell R. W.: Horizontal-branch stars in NGC 6752 with strong helium lines. *ApJ* 309 L23-L26 (1986)
90. Da Costa G. S., Held E. V., Saviane I., Gullieuszik M.: M22: An [Fe/H] Abundance Range Revealed. *ApJ* 705 1481-1491 (2009)
91. Dabringhausen J., Hilker M., Kroupa P.: From star clusters to dwarf galaxies: the properties of dynamically hot stellar systems. *MNRAS* 386 864-886 (2008)
92. D'Antona F., Caloi V.: The Early Evolution of Globular Clusters: The Case of NGC 2808. *ApJ* 611 871-880 (2004)
93. D'Antona F., Caloi V.: The fraction of second generation stars in globular clusters from the analysis of the horizontal branch. *MNRAS* 390 693-705 (2008)

94. D'Antona F., Ventura P.: Lithium factories in the Galaxy: novae and AGB stars. *IAUS* 268 395-404 (2010)
95. D'Antona, F., Gratton, R.G., Chieffi, A.: CNO self-pollution in globular clusters - A model and its possible observational tests. *Mem. S.A.It.* 54, 173-198 (1983)
96. D'Antona F., Caloi V., Montalbán J., Ventura P., Gratton R.: Helium variation due to self-pollution among Globular Cluster stars. Consequences on the horizontal branch morphology. *A&A* 395 69-75 (2002)
97. D'Antona F., Bellazzini M., Caloi V., Fusi Pecci F., Galleti S., Rood R. T.: A Helium Spread among the Main-Sequence Stars in NGC 2808. *ApJ* 631 868-878 (2005)
98. D'Antona F., Ventura P., Caloi V., D'Ercole A., Vesperini E., Carini R., Di Criscienzo M.: Terzan 5: An Alternative Interpretation for the Split Horizontal Branch. *ApJ* 715 L63-L67 (2010)
99. D'Antona F., Caloi V., Ventura P.: The evolutionary status of the blue hook stars in  $\omega$  Centauri. *MNRAS* 405 2295-2301 (2010)
100. Davies B., Figer D. F., Kudritzki R.-P., MacKenty J., Najarro F., Herrero A.: A Massive Cluster of Red Supergiants at the Base of the Scutum-Crux Arm. *ApJ* 671 781-801 (2007)
101. Davies B., Figer D. F., Law C. J., Kudritzki R.-P., Najarro F., Herrero A., MacKenty J. W.: The Cool Supergiant Population of the Massive Young Star Cluster RSGC1. *ApJ* 676 1016-1028 (2008)
102. Decressin T., Meynet G., Charbonnel C., Prantzos N., Ekström S.: Fast rotating massive stars and the origin of the abundance patterns in galactic globular clusters. *A&A* 464 1029-1044 (2007a)
103. Decressin T., Charbonnel C., Meynet G.: Origin of the abundance patterns in Galactic globular clusters: constraints on dynamical and chemical properties of globular clusters. *A&A* 475 859-873 (2007b)
104. Decressin T., Baumgardt H., Kroupa P., Meynet G., Charbonnel C.: The ages of Galactic globular clusters in the context of self-enrichment. *IAUS* 258 265-274 (2009)
105. Decressin T., Baumgardt H., Kroupa P.: The evolution of two stellar populations in globular clusters. I. The dynamical mixing timescale. *A&A* 492 101-109 (2008)
106. Decressin T., Baumgardt H., Charbonnel C., Kroupa P.: Evolution of two stellar populations in globular clusters. II. Effects of primordial gas expulsion. *A&A* 516 A73 (2010)
107. de Silva G. M., Gibson B. K., Lattanzio J., Asplund M.: O and Na abundance patterns in open clusters of the Galactic disk. *A&A* 500 L25-L28 (2009)
108. de Marchi G., Pulone L.: NGC 2298: a globular cluster on its way to disruption. *A&A* 467 107-115 (2007)
109. De Marchi G., Paresce F., Pulone L.: Why Haven't Loose Globular Clusters Collapsed Yet?. *ApJ* 656 L65-L68 (2007)
110. De Marchi G., Panagia N., Sabbi E.: Clues to the star formation in NGC 346 across time and space. *arXiv:1106.5780* (2011)
111. De Marchi G., et al.: Star formation in 30 Doradus. *arXiv:1106.2801* (2011)
112. Denisenkov P. A., Denisenkova S. N.: Possible Explanation of the Correlation Between Nitrogen and Sodium Over Abundances for Red Giants in Globular Clusters. *ATsir* 1538 11 (1989)
113. D'Ercole A., Vesperini E., D'Antona F., McMillan S. L. W., Recchi S.: Formation and dynamical evolution of multiple stellar generations in globular clusters. *MNRAS* 391 825-843 (2008)
114. D'Ercole A., D'Antona F., Ventura P., Vesperini E., McMillan S. L. W.: Abundance patterns of multiple populations in globular clusters: a chemical evolution model based on yields from AGB ejecta. *MNRAS* 407 854-869 (2010)
115. D'Ercole A., D'Antona F., Vesperini E.: Formation of multiple populations in globular clusters: constraints on the dilution by pristine gas. *MNRAS* 736 (2011)
116. di Criscienzo M., D'Antona F., Ventura P.: A detailed study of the main sequence of the globular cluster NGC 6397: can we derive constraints on the existence of multiple populations?. *A&A* 511 A70 (2010a)
117. di Criscienzo M., Ventura P., D'Antona F., Milone A., Piotto G.: The helium spread in the globular cluster 47 Tuc. *MNRAS* 408 999-1005 (2010b)
118. D'Orazi V., Marino A. F.: Lithium Abundances in Red Giants of M4: Evidence for Asymptotic Giant Branch Star Pollution in Globular Clusters?. *ApJ* 716 L166-L169 (2010)

119. D'Orazi, V., Randich, S.: Chemical composition of the young open clusters IC 2602 and IC 2391. *A&A*, 501 553-562 (2009)
120. D'Orazi V., Gratton R., Lucatello S., Carretta E., Bragaglia A., Marino A. F.: Ba Stars and Other Binaries in First and Second Generation Stars in Globular Clusters. *ApJ* 719 L213-L217 (2010a)
121. D'Orazi V., Lucatello S., Gratton R., Bragaglia A., Carretta E., Shen Z., Zaggia S.: Lithium and Proton-capture Elements in Globular Cluster Dwarfs: The Case of 47 Tuc. *ApJ* 713 L1-L5 (2010b)
122. Dotter A., et al.: The ACS Survey of Galactic Globular Clusters. IX. Horizontal Branch Morphology and the Second Parameter Phenomenon. *ApJ* 708 698-716 (2010)
123. Dupree A. K., Strader J., Smith G. H.: Direct Evidence for an Enhancement of Helium in Giant Stars in Omega Centauri. *ApJ* 728 155 (2011)
124. Duquennoy A., Mayor M.: Multiplicity among solar-type stars in the solar neighbourhood. II - Distribution of the orbital elements in an unbiased sample. *A&A* 248 485-524 (1991)
125. Elmegreen B. G.: The Globular Cluster Mass Function as a Remnant of Violent Birth. *ApJ* 712 L184-L188 (2010)
126. Fabbian D., Recio-Blanco A., Gratton R. G., Piotto G.: Abundance anomalies in hot horizontal branch stars of the galactic globular cluster NGC1904. *A&A* 434 235-245 (2005)
127. Fall S. M., Rees M. J.: Survival and disruption of galactic substructure. *MNRAS* 181 37P-42P (1977)
128. Fall S. M., Zhang Q.: Dynamical Evolution of the Mass Function of Globular Star Clusters. *ApJ* 561 751-765 (2001)
129. Ferraro F. R., Lanzoni B.: Blue Straggler Stars in Galactic Globular Clusters: Tracing the Effect of Dynamics on Stellar Evolution. *IAUS* 246 281-290 (2008)
130. Ferraro F. R., Paltrinieri B., Pecci F. F., Rood R. T., Dorman B.: Multimodal Distributions along the Horizontal Branch. *ApJ* 500 311 (1998)
131. Ferraro F. R., Sollima A., Pancino E., Bellazzini M., Straniero O., Origlia L., Cool A. M.: The Discovery of an Anomalous Subgiant Branch in the Color-Magnitude Diagram of  $\omega$  Centauri. *ApJ* 603 L81-L84 (2004)
132. Ferraro F. R., et al.: The cluster Terzan 5 as a remnant of a primordial building block of the Galactic bulge. *Natur* 462 483-486 (2009)
133. Freeman K.: Prospects for wide field multi-object spectroscopic instrumentation. *EAS* 45 213-218 (2011)
134. Freeman K., Bland-Hawthorn J.: The New Galaxy: Signatures of Its Formation. *ARA&A* 40 487-537 (2002)
135. Freeman K. C., Rodgers A. W.: The Chemical Inhomogeneity of Omega Centauri. *ApJ* 201 L71 (1975)
136. Fusi Pecci F., Ferraro F.R., Bellazzini M., Djorgovski S., Piotto G., Buonanno R.: On the effects of cluster density and concentration on the horizontal branch morphology - The origin of the blue tails. *AJ* 105 1145-1168 (1993)
137. Gao B., Goodman J., Cohn H., Murphy B.: Fokker-Planck calculations of star clusters with primordial binaries. *ApJ* 370 567-582 (1991)
138. Gieles M.: The early evolution of the star cluster mass function. *MNRAS* 394 2113-2126 (2009)
139. Gilmozzi R., Kinney E. K., Ewald S. P., Panagia N., Romaniello M.: WFPC2 observations of the double cluster NGC 1850 in the Large Magellanic Cloud. *ApJ* 435 L43-L46 (1994)
140. Girardi L., Eggenberger P., Miglio A.: Can rotation explain the multiple main-sequence turn-offs of Magellanic Cloud star clusters?. *MNRAS* 412 L103-L107 (2011)
141. Glatt K., et al.: Age Determination of Six Intermediate-Age Small Magellanic Cloud Star Clusters with HST/ACS. *AJ* 136 1703-1727 (2008)
142. Gnedin O. Y., Ostriker J. P.: Destruction of the Galactic Globular Cluster System. *ApJ* 474 223 (1997)
143. Goodman J., Hut P.: Primordial binaries and globular cluster evolution. *Natur* 339 40-42 (1989)
144. Goodwin S. P.: Binaries in star clusters and the origin of the field stellar population. *RSPTA* 368 851-866 (2010)

145. Goudfrooij P., Puzia T. H., Chandar R., Kozhurina-Platais V.: Population Parameters of Intermediate-Age Star Clusters in the Large Magellanic Cloud. III. Dynamical Evidence for a Range of Ages Being Responsible for Extended Main Sequence Turnoffs. *ApJ* 737 4-13 (2011)
146. Gratton R.: Abundances in Globular Cluster Stars: What is the Relation with Dwarf Galaxies?. *Msngr* 134 9-12 (2008)
147. Gratton R. G., Carretta E.: Diluting the material forming the second generation stars in globular clusters: the contribution by unevolved stars. *A&A* 521 A54 (2010)
148. Gratton R. G., et al.: The O-Na and Mg-Al anticorrelations in turn-off and early subgiants in globular clusters. *A&A* 369 87-98 (2001)
149. Gratton R., Sneden C., Carretta E.: Abundance Variations Within Globular Clusters. *ARA&A* 42 385-440 (2004)
150. Gratton R. G., Sneden C., Carretta E., Bragaglia A.: Mixing along the red giant branch in metal-poor field stars. *A&A* 354 169-187 (2000)
151. Gratton R., Carretta E., Bragaglia A., Lucatello S., D'Orazi V.: Observations of Multiple Stellar Populations in Globular Clusters with FLAMES at the VLT. *Msngr* 142 28-30 (2010)
152. Gratton R. G., Carretta E., Bragaglia A., Lucatello S., D'Orazi V.: The second and third parameters of the horizontal branch in globular clusters. *A&A* 517 A81 (2010)
153. Gratton R. G., D'Orazi V., Bragaglia A., Carretta E., Lucatello S.: The connection between missing AGB stars and extended horizontal branches. *A&A* 522 A77 (2010)
154. Gratton, R.G., Lucatello, S. Carretta, E. et al. 2011a, *A&A*, submitted
155. Gratton, R.G., Carretta, E., Bragaglia, A., Lucatello, S., D'Orazi, V.: The Na-O anticorrelation in horizontal branch stars. I. NGC 2808 *A&A* submitted (2011b)
156. Gratton RG, Lucatello S, Bragaglia A, Carretta E, Momany Y, Pancino E, Valenti E: Na-O anticorrelation and HB. III. The abundances of NGC 6441 from FLAMES-UVES spectra. *A&A* 455 271-281 (2006)
157. Gratton R. G., Lucatello S., Carretta E., Bragaglia A., D'Orazi V., Momany Y. A.: The Na-O anticorrelation in horizontal branch stars. I. NGC 2808. *arXiv arXiv:1109.4013* (2011)
158. Gratton RG, et al: Na-O anticorrelation and horizontal branches V The Na-O anticorrelation in NGC 6441 from Giraffe spectra. *A&A* 464 953-965 (2007)
159. Greggio L., Renzini A.: Clues on the hot star content and the ultraviolet output of elliptical galaxies. *ApJ* 364 35-64 (1990)
160. Greenstein J. L., Sargent A. I.: The Nature of Faint Blue Stars in the Halo. II. *ApJS* 28 157 (1974)
161. Greissl J., Meyer M. R., Christopher M. H., Scoville N. Z.: Star Formation History of a Young Super-Star Cluster in NGC 4038/39: Direct Detection of Low-Mass Pre-Main Sequence Stars. *ApJ* 710 1746-1754 (2010)
162. Grillmair C. J., Johnson R.: The Detection of a 45deg Tidal Stream Associated with the Globular Cluster NGC 5466. *ApJ* 639 L17-L20 (2006)
163. Grundahl F., Catelan M., Landsman W. B., Stetson P. B., Andersen M. I.: Hot Horizontal-Branch Stars: The Ubiquitous Nature of the "Jump" in Strömgren u, Low Gravities, and the Role of Radiative Levitation of Metals. *ApJ* 524 242-261 (1999)
164. Han S.-I., Lee Y.-W., Joo S.-J., Sohn S. T., Yoon S.-J., Kim H.-S., Lee J.-W.: The Presence of Two Distinct Red Giant Branches in the Globular Cluster NGC 1851. *ApJ* 707 L190-L194 (2009)
165. Harbeck D., Smith G. H., Grebel E. K.: CN Abundance Variations on the Main Sequence of 47 Tucanae. *AJ* 125 197-207 (2003)
166. Harris W. E.: The Unusual Horizontal Branch of NGC 2808. *ApJ* 192 L161 (1974)
167. Harris W. E.: Spatial structure of the globular cluster system and the distance to the galactic center. *AJ* 81 1095-1116 (1976)
168. Harris W. E.: A Catalog of Parameters for Globular Clusters in the Milky Way. *AJ* 112 1487 (1996)
169. Heggie D., Hut P.: The Gravitational Million-Body Problem: A Multidisciplinary Approach to Star Cluster Dynamics. *CQGra* 20 4504-4505 (2003)
170. Heggie D. C., Trenti M., Hut P.: Star clusters with primordial binaries - I. Dynamical evolution of isolated models. *MNRAS* 368 677-689 (2006)

171. Helmi A.: The stellar halo of the Galaxy. *A&ARv* 15 145-188 (2008)
172. Helmi A., White S. D. M.: Building up the stellar halo of the Galaxy. *MNRAS* 307 495-517 (1999)
173. Hénon M.: Rates of Escape from Isolated Clusters with an Arbitrary Mass Distribution. *A&A* 2 151 (1969)
174. Hennekemper E., Gouliermis D. A., Henning T., Brandner W., Dolphin A. E.: NGC 346 in the Small Magellanic Cloud. III. Recent Star Formation and Stellar Clustering Properties in the Bright H II Region N66. *ApJ* 672 914-929 (2008)
175. Hesser J. E., Bell R. A.: CN variations among main-sequence 47 Tucanae stars. *ApJ* 238 L149-L153 (1980)
176. Hilker M., Richtler T.:  $\omega$  Centauri - a former nucleus of a dissolved dwarf galaxy? New evidence from Strömgren photometry. *A&A* 362 895-909 (2000)
177. Hurley J. R., Aarseth S. J., Shara M. M.: The Core Binary Fractions of Star Clusters from Realistic Simulations. *ApJ* 665 707-718 (2007)
178. Ivanova N., Heinke C. O., Rasio F. A., Taam R. E., Belczynski K., Fregeau J.: Formation and evolution of compact binaries in globular clusters - I. Binaries with white dwarfs. *MNRAS* 372 1043-1059 (2006)
179. Ivanova N., Heinke C. O., Rasio F. A., Belczynski K., Fregeau J. M.: Formation and evolution of compact binaries in globular clusters - II. Binaries with neutron stars. *MNRAS* 386 553-576 (2008)
180. Ivans I. I., Kraft R. P., Sneden C., Smith G. H., Rich R. M., Shetrone M.: New Analyses of Star-to-Star Abundance Variations among Bright Giants in the Mildly Metal-poor Globular Cluster M5. *AJ* 122 1438-1463 (2001)
181. Ivezić Ž., et al.: The Milky Way Tomography with SDSS. II. Stellar Metallicity. *ApJ* 684 287-325 (2008)
182. James G., François P., Bonifacio P., Carretta E., Gratton R. G., Spite F.: Heavy elements and chemical enrichment in globular clusters. *A&A* 427 825-838 (2004)
183. Johnson C. I., Pilachowski C. A.: A Moderate Sample Size, Multielement Analysis of the Globular Cluster M12 (NGC 6218). *AJ* 132 2346-2359 (2006)
184. Johnson C. I., Pilachowski C. A.: Chemical Abundances for 855 Giants in the Globular Cluster Omega Centauri (NGC 5139). *ApJ* 722 1373-1410 (2010)
185. Johnson C. I., Kraft R. P., Pilachowski C. A., Sneden C., Ivans I. I., Benman G.: A 235 Star Sample Sodium, Magnesium, and Aluminum Abundance Study in the Globular Clusters M3 (NGC 5272) and M13 (NGC 6205). *PASP* 117 1308-1324 (2005)
186. Johnson J. A., Ivans I. I., Stetson P. B.: Chemical Compositions of Red Giant Stars in Old Large Magellanic Cloud Globular Clusters. *ApJ* 640 801-822 (2006)
187. Jordi K., Grebel E. K.: Search for extratidal features around 17 globular clusters in the Sloan Digital Sky Survey. *A&A* 522 A71 (2010)
188. Jurić M., et al.: The Milky Way Tomography with SDSS. I. Stellar Number Density Distribution. *ApJ* 673 864-914 (2008)
189. Karakas, A.I.: Updated stellar yields from asymptotic giant branch models. 403 1413-1425 (2010)
190. Kayser A., Hilker M., Grebel E. K., Willemsen P. G.: Comparing CN and CH line strengths in a homogeneous spectroscopic sample of 8 Galactic globular clusters. *A&A* 486 437-452 (2008)
191. Keller S. C., Dougal Mackey A., Da Costa G. S.: The Extended Main-sequence Turnoff Clusters of the Large Magellanic Cloud - Missing Links in Globular Cluster Evolution. *ApJ* 731 22 (2011)
192. Kepley A. A., Morrison H. L., Helmi A., Kinman T. D., Van Duyne J., Martin J. C., Harding P., Norris J. E., Freeman K. C.: Halo Star Streams in the Solar Neighborhood. *AJ* 134 1579-1595 (2007)
193. Kinman T. D., Allen C.: The Horizontal Branch Morphology of Halo Field Stars. *ASPC* 92 36 (1996)
194. Kirby E. N., Simon J. D., Geha M., Guhathakurta P., Frebel A.: Uncovering Extremely Metal-Poor Stars in the Milky Way's Ultrafaint Dwarf Spheroidal Satellite Galaxies. *ApJ* 685 L43-L46 (2008)
195. Klypin A., Kravtsov A. V., Valenzuela O., Prada F.: Where Are the Missing Galactic Satellites?. *ApJ* 522 82-92 (1999)

196. Koch A., Côté P., McWilliam A.: All quiet in the outer halo: chemical abundances in the globular cluster Pal 3. *A&A* 506 729-743 (2009)
197. Korn, A., Grudahl, F., Richrad, O. et al.: Atomic Diffusion and Mixing in Old Stars. I. Very Large Telescope FLAMES-UVES Observations of Stars in NGC 6397. *ApJ* 671 402-419 (2007)
198. Krabbe, A. et al. The Nuclear Cluster of the Milky Way: Star Formation and Velocity Dispersion in the Central 0.5 Parsec. *ApJ* 447, L95-L98 (1995)
199. Kraft R. P.: On the nonhomogeneity of metal abundances in stars of globular clusters and satellite subsystems of the Galaxy. *ARA&A* 17 309-343 (1979)
200. Kraft R. P.: Abundance differences among globular-cluster giants: Primordial versus evolutionary scenarios. *PASP* 106 553-565 (1994)
201. Kraft R. P., Sneden C., Langer G. E., Shetrone M. D.: Oxygen abundances in Halo giants. IV - The oxygen-sodium anticorrelation in a sample of 22 bright giants in M13. *AJ* 106 1490-1507 (1993)
202. Kraft R. P., Sneden C., Smith G. H., Shetrone M. D., Langer G. E., Pilachowski C. A.: Proton Capture Chains in Globular Cluster Stars.II.Oxygen, Sodium, Magnesium, and Aluminum Abundances in M13 Giants Brighter Than the Horizontal Branch. *AJ* 113 279 (1997)
203. Kravtsov A. V., Gnedin O. Y.: Formation of Globular Clusters in Hierarchical Cosmology. *ApJ* 623 650-665 (2005)
204. Kruijssen J. M. D.: The evolution of the stellar mass function in star clusters. *A&A* 507 1409-1423 (2009)
205. Lada C. J., Lada E. A.: Embedded Clusters in Molecular Clouds. *ARA&A* 41 57-115 (2003)
206. Lai D. K., Smith G. H., Bolte M., Johnson J. A., Lucatello S., Kraft R. P., Sneden C.: Chemical Abundances for Evolved Stars in M5: Lithium through Thorium. *AJ* 141 62 (2011)
207. Lamers H. J. G. L. M., Gieles M., Portegies Zwart S. F.: Disruption time scales of star clusters in different galaxies. *A&A* 429 173-179 (2005)
208. Langer G. E., Hoffman R., Sneden C.: Sodium-oxygen abundance anticorrelations and deep-mixing scenarios for globular-cluster giants. *PASP* 105 301-307 (1993)
209. Lardo C., Bellazzini M., Pancino E., Carretta E., Bragaglia A., Dalessandro E.: Mining SDSS in search of multiple populations in globular clusters. *A&A* 525 A114 (2011)
210. Larsen S. S., de Mink S. E., Eldridge J. J., Langer N., Bastian N., Seth A., Smith L. J., Brodie J., Efremov Y. N.: Resolved photometry of extragalactic young massive star clusters. *arXiv:1106.4560* (2011)
211. Lee Y.-W., Demarque P., Zinn R.: The horizontal-branch stars in globular clusters. 2: The second parameter phenomenon. *ApJ* 423 248-265 (1994)
212. Lee Y.-W., Joo J.-M., Sohn Y.-J., Rey S.-C., Lee H.-C., Walker A. R.: Multiple stellar populations in the globular cluster  $\omega$  Centauri as tracers of a merger event. *Natur* 402 55-57 (1999)
213. Lee Y.-W., Joo S.-J., Han S.-I., Chung C., Ree C. H., Sohn Y.-J., Kim Y.-C., Yoon S.-J., Yi S. K., Demarque P.: Super-Helium-rich Populations and the Origin of Extreme Horizontal-Branch Stars in Globular Clusters. *ApJ* 621 L57-L60 (2005)
214. Lee J.-W., Kang Y.-W., Lee J., Lee Y.-W.: Enrichment by supernovae in globular clusters with multiple populations. *Natur* 462 480-482 (2009)
215. Letarte B., Hill V., Jablonka P., Tolstoy E., François P., Meylan G.: VLT/UVES spectroscopy of individual stars in three globular clusters in the Fornax dwarf spheroidal galaxy. *A&A* 453 547-554 (2006)
216. Lind K., Primas F., Charbonnel C., Grundahl F., Asplund M.: Signatures of intrinsic Li depletion and Li-Na anti-correlation in the metal-poor globular cluster NGC 6397. *A&A* 503 545-557 (2009)
217. Lind K., Charbonnel C., Decressin T., Primas F., Grundahl F., Asplund M.: Tracing the evolution of NGC 6397 through the chemical composition of its stellar populations. *A&A* 527 A148 (2011)
218. Lucatello, S. et al. 2011a, in preparation
219. Lucatello, S. et al. 2011b, in preparation



220. Macciò A. V., Kang X., Fontanot F., Somerville R. S., Kroupa P., Monaco P.: Luminosity function and radial distribution of Milky Way satellites in a  $\Lambda$ CDM Universe. *MNRAS* 402 1995-2008 (2010)
221. Mackey A. D., Broby Nielsen P.: A double main-sequence turn-off in the rich star cluster NGC 1846 in the Large Magellanic Cloud. *MNRAS* 379 151-158 (2007)
222. Maeder A., Meynet G.: On the origin of the high helium sequence in  $\omega$  Centauri. *A&A* 448 L37-L41 (2006)
223. Mallia E. A.: Spectra of asymptotic giant branch stars in four southern globular clusters. *A&A* 70 115-123 (1978)
224. Marino A. F., Milone A. P., Piotto G., Villanova S., Bedin L. R., Bellini A., Renzini A.: A double stellar generation in the globular cluster NGC 6656 (M 22). Two stellar groups with different iron and s-process element abundances. *A&A* 505 1099-1113 (2009)
225. Marino A. F., et al.: Sodium-Oxygen Anticorrelation and Neutron-capture Elements in Omega Centauri Stellar Populations. *ApJ* 731 64 (2011a)
226. Marino A.F., et al.: The two metallicity groups of the globular cluster M 22: a chemical perspective. *A&A* 532 8 (2011b)
227. Marino A.F., et al.: Sodium-Oxygen Anticorrelation Among Horizontal Branch Stars in the Globular Cluster M 4. *ApJ* 730 L16 (2011c)
228. Martell S. L.: Light-element abundance variations in globular clusters. *AN* 332 467-474 (2011)
229. Martell S. L., Grebel E. K.: Light-element abundance variations in the Milky Way halo. *A&A* 519 A14 (2010)
230. Martell S. L., Smith G. H., Briley M. M.: CN Bimodality at Low Metallicity: The Globular Cluster M53. *PASP* 120 7-15 (2008)
231. Martell S. L., Smolinski J. P., Beers T. C., Grebel E. K.: Building the Galactic halo from globular clusters: evidence from chemically unusual red giants. *arXiv* arXiv:1109.3916 (2011)
232. McKee, C.F., Ostriker, E.C.: Theory of Star Formation. *ARA&A* 45 565-687 (2007)
233. McLaughlin D. E., Fall S. M.: Shaping the Globular Cluster Mass Function by Stellar-Dynamical Evaporation. *ApJ* 679 1272-1287 (2008)
234. McWilliam, A., Preston, G.W., Sneden, C., Searle, L.: Spectroscopic Analysis of 33 of the Most Metal Poor Stars. II. *AJ* 109 2757- (1995)
235. Michaud G., Vauclair G., Vauclair S.: Chemical separation in horizontal-branch stars. *ApJ* 267 256-270 (1983)
236. Milone A. P., Piotto G., Bedin L. R., Sarajedini A.: Photometric binaries in 50 globular clusters. *MmSAI* 79 623 (2008)
237. Milone AP, Bedin LR, Piotto G, Anderson J: Multiple stellar populations in Magellanic Cloud clusters I An ordinary feature for intermediate age globulars in the LMC? *A&A* 497 755-771 (2009)
238. Milone A. P., Marino A. F., Piotto G., Bedin L. R., Anderson J., Aparicio A., Cassisi S., Rich R. M.: A Double Main Sequence in the Globular Cluster NGC 6397. *arXiv* arXiv:1110.1077 (2011)
239. Milone A. P., Piotto G., King I. R., Bedin L. R., Anderson J., Marino A. F., Momany Y., Malavolta L., Villanova S.: Multiple Stellar Populations in the Galactic Globular Cluster NGC 6752. *ApJ* 709 1183-1194 (2010)
240. Milone A. P., Stetson P. B., Piotto G., Bedin L. R., Anderson J., Cassisi S., Salaris M.: The radial distribution of the two stellar populations in NGC 1851. *A&A* 503 755-764 (2009)
241. Milone, A., et al. 2010, in preparation
242. Moehler S., Dreizler S., Lanz T., Bono G., Sweigart A. V., Calamida A., Monelli M., Nonino M.: The hottest horizontal-branch stars in  $\omega$  Centauri. Late hot flasher vs. helium enrichment. *A&A* 475 L5-L8 (2007)
243. Moehler S., Dreizler S., Lanz T., Bono G., Sweigart A. V., Calamida A., Nonino M.: The hot horizontal-branch stars in  $\omega$  Centauri. *A&A* 526 A136 (2011)
244. Monaco L., Villanova S., Bonifacio P., Caffau E., Geisler D., Marconi G., Momany Y., Ludwig H.-G.: Lithium and sodium in the globular cluster M4. A Main Sequence star with Li compatible with the cosmological value: nature or nurture?. *arXiv*:1108.0138 (2011)
245. Moore B., Ghigna S., Governato F., Lake G., Quinn T., Stadel J., Tozzi P.: Dark Matter Substructure within Galactic Halos. *ApJ* 524 L19-L22 (1999)

246. Morrison H. L.: The local density of halo giants. *AJ* 106 578-590 (1993)
247. Mucciarelli A., Origlia L., Ferraro F. R., Pancino E.: Looking Outside the Galaxy: The Discovery of Chemical Anomalies in Three Old Large Magellanic Cloud Clusters. *ApJ* 695 L134-L139 (2009)
248. Mucciarelli A., Salaris M., Lovisi L., Ferraro F. R., Lanzoni B., Lucatello S., Gratton R. G.: Lithium abundance in the globular cluster M4: from the turn-off to the red giant branch bump. *MNRAS* 412 81-94 (2011)
249. Nataf D. M., Gould A., Pinsonneault M. H., Stetson P. B.: The Gradients in the 47 Tuc Red Giant Branch Bump and Horizontal Branch are Consistent With a Centrally-Concentrated, Helium-Enriched Second Stellar Generation. [arXiv:1102.3916](https://arxiv.org/abs/1102.3916) (2011)
250. Nieva, M.F., Simon-Diaz, S.: The chemical composition of the Orion star-forming region III. C, N, Ne, Mg and Fe abundances in B-type stars revisited. *A&A* 532, A2 (2011)
251. Norris J. E.: The Helium Abundances of  $\omega$  Centauri. *ApJ* 612 L25-L28 (2004)
252. Norris J. E., Da Costa G. S.: The Giant Branch of omega Centauri. IV. Abundance Patterns Based on Echelle Spectra of 40 Red Giants. *ApJ* 447 680 (1995)
253. Norris J., Cottrell P. L., Freeman K. C., Da Costa G. S.: The abundance spread in the giants of NGC 6752. *ApJ* 244 205-220 (1981)
254. Odenkirchen M., et al.: Detection of Massive Tidal Tails around the Globular Cluster Palomar 5 with Sloan Digital Sky Survey Commissioning Data. *ApJ* 548 L165-L169 (2001)
255. Odenkirchen M., Grebel E. K., Dehnen W., Rix H.-W., Yanny B., Newberg H. J., Rockosi C. M., Martínez-Delgado D., Brinkmann J., Pier J. R.: The Extended Tails of Palomar 5: A 10deg Arc of Globular Cluster Tidal Debris. *AJ* 126 2385-2407 (2003)
256. Olszewski E. W., Saha A., Knezek P., Subramaniam A., de Boer T., Seitzer P.: A 500 Parsec Halo Surrounding the Galactic Globular NGC 1851. *AJ* 138 1570-1576 (2009)
257. Origlia L., Rich R. M., Ferraro F. R., Lanzoni B., Bellazzini M., Dalessandro E., Mucciarelli A., Valenti E., Beccari G.: Spectroscopy Unveils the Complex Nature of Terzan 5. *ApJ* 726 L20 (2011)
258. Osborn W.: Two new CN-strong globular cluster stars. *Obs* 91 223-224 (1971)
259. Pace G., Recio-Blanco A., Piotto G., Momany Y.: Abundance anomalies in hot horizontal branch stars of the Galactic globular cluster NGC 2808. *A&A* 452 493-501 (2006)
260. Pancino E., Ferraro F. R., Bellazzini M., Piotto G., Zoccali M.: New Evidence for the Complex Structure of the Red Giant Branch in  $\omega$  Centauri. *ApJ* 534 L83-L87 (2000)
261. Pancino E., Mucciarelli A., Sbordone L., Bellazzini M., Pasquini L., Monaco L., Ferraro F. R.: The subgiant branch of  $\omega$  Centauri seen through high-resolution spectroscopy. I. The first stellar generation in  $\omega$  Cen?. *A&A* 527 A18 (2011)
262. Pancino E., Rejkuba M., Zoccali M., Carrera R.: Low-resolution spectroscopy of main sequence stars belonging to 12 Galactic globular clusters. I. CH and CN band strength variations. *A&A* 524 A44 (2010)
263. Parmentier G., Gilmore G.: The origin of the Gaussian initial mass function of old globular cluster systems. *MNRAS* 377 352-372 (2007)
264. Parmentier G., Gilmore G.: New light on the initial mass function of the Galactic halo globular clusters. *MNRAS* 363 326-336 (2005)
265. Pasquini L., Bonifacio P., Molaro P., Francois P., Spite F., Gratton R. G., Carretta E., Wolf B.: Li in NGC 6752 and the formation of globular clusters. *A&A* 441 549-553 (2005)
266. Pasquini L., Mauas P., Käuff H. U., Cacciari C.: Measuring helium abundance difference in giants of NGC 2808. *A&A* 531 A35 (2011)
267. Pflamm-Altenburg J., Kroupa P.: On the Origin of Complex Stellar Populations in Star Clusters. *IAUS* 246 71-72 (2008)
268. Piotto G.: Observations of multiple populations in star clusters. *IAUS* 258 233-244 (2009)
269. Piotto, G., et al.: Metallicities on the Double Main Sequence of  $\omega$  Centauri Imply Large Helium Enhancement. *ApJ* 621 777-784 (2005)
270. Piotto G, Bedin LR, Anderson J, King IR, Cassisi S, Milone AP, Villanova S, Pietrinferni A, Renzini A: A Triple Main Sequence in the Globular Cluster NGC 2808. *ApJ* 661 L53-L56 (2007)
271. Piotto G., et al.: HST Color-Magnitude Diagrams of 74 Galactic Globular Clusters: the Snapshot Database. *ASPC* 296 230 (2003)

272. Perryman M. A. C., de Boer K. S., Gilmore G., Høg E., Lattanzi M. G., Lindegren L., Luri X., Mignard F., Pace O., de Zeeuw P. T.: GAIA: Composition, formation and evolution of the Galaxy. *A&A* 369 339-363 (2001)
273. Peterson R. C., Rood R. T., Crocker D. A.: Rotation and Oxygen Line Strengths in Blue Horizontal-Branch Stars. *ApJ* 453 214 (1995)
274. Pilachowski C. A., Sneden C., Kraft R. P., Langer G. E.: Proton Capture Chains in Globular Cluster Stars. I. Evidence for Deep Mixing Based on Sodium and Magnesium Abundances in M13 Giants. *AJ* 112 545 (1996)
275. Prantzos N., Charbonnel C.: On the self-enrichment scenario of galactic globular clusters: constraints on the IMF. *A&A* 458 135-149 (2006)
276. Prantzos N., Charbonnel C., Iliadis C.: Light nuclei in galactic globular clusters: constraints on the self-enrichment scenario from nucleosynthesis. *A&A* 470 179-190 (2007)
277. Pumo M. L., Siess L., Zappala' R. A.: Super-AGB stars: evolution and associated nucleosynthesis. arXiv:0805.3611 (2008)
278. Ramírez S. V., Cohen J. G.: Abundances in Stars from the Red Giant Branch Tip to Near the Main-Sequence Turnoff in M71. III. Abundance Ratios. *AJ* 123 3277-3297 (2002)
279. Ramírez S. V., Cohen J. G.: Abundances in Stars from the Red Giant Branch Tip to near the Main-Sequence Turnoff in M5. *AJ* 125 224-245 (2003)
280. Recio-Blanco A., Aparicio A., Piotto G., de Angeli F., Djorgovski S. G.: Multivariate analysis of globular cluster horizontal branch morphology: searching for the second parameter. *A&A* 452 875-884 (2006)
281. Renzini A.: Origin of multiple stellar populations in globular clusters and their helium enrichment. *MNRAS* 391 354-362 (2008)
282. Ricotti M.: Did globular clusters reionize the Universe?. *MNRAS* 336 L33-L37 (2002)
283. Rich R. M., Sosin C., Djorgovski S. G., Piotto G., King I. R., Renzini A., Phinney E. S., Dorman B., Liebert J., Meylan G.: Discovery of Extended Blue Horizontal Branches in Two Metal-rich Globular Clusters. *ApJ* 484 L25 (1997)
284. Richer H. B., Fahlman G. G., Buonanno R., Fusi Pecci F., Searle L., Thompson I. B.: Globular cluster mass functions. *ApJ* 381 147-159 (1991)
285. Roederer I. U.: Primordial r-process Dispersion in Metal-poor Globular Clusters. *ApJ* 732 L17 (2011)
286. Roederer I. U., Sneden C.: Heavy-element Dispersion in the Metal-poor Globular Cluster M92. *AJ* 142 22 (2011)
287. Roh D.-G., Lee Y.-W., Joo S.-J., Han S.-I., Sohn Y.-J., Lee J.-W.: Two Distinct Red Giant Branches in the Globular Cluster NGC 288. *ApJ* 733 L45 (2011)
288. Romani R. W., Weinberg M. D.: Limits on cluster binaries. *ApJ* 372 487-493 (1991)
289. Rossa, J., van der Marel, R. P., Böker, T., et al.: Hubble Space Telescope STIS Spectra of Nuclear Star Clusters in Spiral Galaxies: Dependence of Age and Mass on Hubble Type. *AJ*, 132, 1074-1099 (2006)
290. Rubele S., Kerber L., Girardi L.: The star-formation history of the Small Magellanic Cloud star cluster NGC 419. *MNRAS* 403 1156-1164 (2010)
291. Ryan S. G.: Halo common proper motion stars - Subdwarf distance scale, halo binary fraction, and UBVR colors. *AJ* 104 1144-1155 (1992)
292. Sabbi E., Nota A., Tosi M., Smith L. J., Gallagher J., Cignoni M.: Is the young star cluster NGC 376 dissolving in the field of the SMC?. *ApJ*, 739, 15 (2011)
293. Sackmann I.-J., Boothroyd A. I.: The creation of super-rich lithium giants. *ApJ* 392 L71-L74 (1992)
294. Salaris M., Weiss A., Ferguson J. W., Fusilier D. J.: On the Primordial Scenario for Abundance Variations within Globular Clusters: The Isochrone Test. *ApJ* 645 1131-1137 (2006)
295. Sandage A., Wildey R.: The Anomalous Color-Magnitude Diagram of the Remote Globular Cluster NGC 7006. *ApJ* 150 469 (1967)
296. Sarajedini A., Layden A. C.: A photometric study of the globular cluster M54 and the sagittarius dwarf galaxy: Evidence for three distinct populations. *AJ* 109 1086-1094 (1995)
297. Sbordone L., Bonifacio P., Marconi G., Buonanno R., Zaggia S.: Family ties: Abundances in Terzan 7, a Sgr dSph globular cluster. *A&A* 437 905-910 (2005)
298. Sbordone L., Salaris M., Weiss A., Cassisi S.: Photometric signatures of multiple stellar populations in Galactic globular clusters. arXiv:1103.5863 (2011)

299. Scalo J. M., Despain K. H., Ulrich R. K.: Studies of evolved stars. V - Nucleosynthesis in hot-bottom convective envelopes. *ApJ* 196 805-817 (1975)
300. Schaerer D., Charbonnel C.: A new perspective on globular clusters, their initial mass function and their contribution to the stellar halo and the cosmic reionization. *MNRAS* 413 2297-2304 (2011)
301. Shen, Z.-X., Jones, B., Lin, D. N. C., Liu, X.-W., Li, S.L.: Spectroscopic Abundance Analysis of Dwarfs in the Young Open Cluster IC 4665. *ApJ*, 635, 608-624 (2005)
302. Shen Z.-X., Bonifacio P., Pasquini L., Zaggia S.: Li - O anti-correlation in NGC 6752: evidence for Li-enriched polluting gas. *A&A* 524 L2 (2010)
303. Shetrone M., Venn K. A., Tolstoy E., Primas F., Hill V., Kaufer A.: VLT/UVES Abundances in Four Nearby Dwarf Spheroidal Galaxies. I. Nucleosynthesis and Abundance Ratios. *AJ* 125 684-706 (2003)
304. Siebert A., et al.: The RAdial Velocity Experiment (RAVE): Third Data Release. *AJ* 141 187 (2011)
305. Siegel MH, et al: The ACS Survey of Galactic Globular Clusters: M54 and Young Populations in the Sagittarius Dwarf Spheroidal Galaxy. *ApJ* 667 L57-L60 (2007)
306. Siess, L., 2007, *A&A*, 476, 893
307. Smith G. H., Norris J.: Comments on the origin of the carbon and nitrogen variations within NGC 6752 and 47 Tucanae. *ApJ* 254 594-605 (1982)
308. Smith G. H., Norris J. E.: CN variations among asymptotic giant branch and horizontal branch stars in the intermediate metallicity globular clusters M5, M4, and NGC 6752. *AJ* 105 173-183 (1993)
309. Smith G. H.: The chemical inhomogeneity of globular clusters. *PASP* 99 67-90 (1987)
310. Smith G. H., Briley M. M., Harbeck D.: A Comparison between Carbon and Nitrogen Abundances of Bright Giants in the Globular Clusters M13, M10, and NGC 7006. *AJ* 129 1589-1595 (2005a)
311. Smith G. H., Langeland-Shula L. E.: CN Abundance Inhomogeneities among Bright Red Giants in the Globular Clusters NGC 288 and NGC 362. *PASP* 121 1054-1064 (2009)
312. Smith V. V., Cunha K., Ivans I. I., Lattanzio J. C., Campbell S., Hinkle K. H.: Fluorine Abundance Variations in Red Giants of the Globular Cluster M4 and Early-Cluster Chemical Pollution. *ApJ* 633 392-397 (2005b)
313. Sneden C., Kraft R. P., Prosser C. F., Langer G. E.: Oxygen abundances in halo giants. III - Giants in the mildly metal-poor globular cluster M5. *AJ* 104 2121-2140 (1992)
314. Sneden C., Ivans I. I., Kraft R. P.: Do AGB stars differ chemically from RGB stars in globular clusters ?. *MmSAI* 71 657-665 (2000)
315. Sneden C., Kraft R. P., Guhathakurta P., Peterson R. C., Fulbright J. P.: The Chemical Composition Contrast between M3 and M13 Revisited: New Abundances for 28 Giant Stars in M3. *AJ* 127 2162-2184 (2004)
316. Sollima A., Pancino E., Ferraro F. R., Bellazzini M., Straniero O., Pasquini L.: Metallicities, Relative Ages, and Kinematics of Stellar Populations in  $\omega$  Centauri. *ApJ* 634 332-343 (2005)
317. Sollima A., Martínez-Delgado D., Valls-Gabaud D., Peñarrubia J.: Discovery of Tidal Tails Around the Distant Globular Cluster Palomar 14. *ApJ* 726 47 (2011)
318. Sosin C., Dorman B., Djorgovski S. G., Piotto G., Rich R. M., King I. R., Liebert J., Phinney E. S., Renzini A.: Peculiar Multimodality on the Horizontal Branch of the Globular Cluster NGC 2808. *ApJ* 480 L35 (1997)
319. Stanford L. M., Da Costa G. S., Norris J. E., Cannon R. D.: The Age and Metallicity Relation of  $\omega$  Centauri. *ApJ* 647 1075-1092 (2006)
320. Stanford L. M., Da Costa G. S., Norris J. E., Cannon R. D.: Abundances on the Main Sequence of  $\omega$  Centauri. *ApJ* 667 911-929 (2007)
321. Stephenson C. B.: A possible new and very remote galactic cluster. *AJ* 99 1867 (1990)
322. Steinmetz M., Muller E.: The formation of disc galaxies in a cosmological context: structure and kinematics. *MNRAS* 276 549-562 (1995)
323. Steinmetz M., et al.: The Radial Velocity Experiment (RAVE): First Data Release. *AJ* 132 1645-1668 (2006)
324. Sweigart A. V., Gross P. G.: Horizontal-Branch Evolution with Semiconvection II. Theoretical Sequences. *ApJS* 32 367 (1976)
325. Sweigart A. V., Mengel, J.G.: Meridional circulation and CNO anomalies in red giant stars. *ApJ* 229 624-641 (1979)

326. Tenorio-Tagle G., Wünsch R., Silich S., Palouš J.: Hydrodynamics of the Matter Reinserted within Super Stellar Clusters. *ApJ* 658 1196-1202 (2007)
327. Thompson R. I., Sauvage M., Kennicutt R. C., Engelbracht C., Vanzi L., Schneider G.: Super Star Clusters in SBS0335-052E. *ApJ* 691 1068-1078 (2009)
328. Tolstoy E., Hill V., Tosi M.: Star-Formation Histories, Abundances, and Kinematics of Dwarf Galaxies in the Local Group. *ARA&A* 47 371-425 (2009)
329. Trenti M., Heggge D. C., Hut P.: Star clusters with primordial binaries - II. Dynamical evolution of models in a tidal field. *MNRAS* 374 344-356 (2007)
330. Valcarce A. A. R., Catelan M.: Formation of Multiple Populations in Globular Clusters: Another Possible Scenario. *A&A*, 533, 120 (2011)
331. van den Bergh S.: Mergers of Globular Clusters. *ApJ* 471 L31 (1996)
332. van den Bergh S.: UBV photometry of globular clusters.. *AJ* 72 70-81 (1967)
333. Ventura P., D'Antona F.: The self-enrichment scenario in intermediate metallicity globular clusters. *A&A* 479 805-816 (2008)
334. Ventura P., D'Antona F.: Massive AGB models of low metallicity: the implications for the self-enrichment scenario in metal-poor globular clusters. *A&A*, 499, 835-846 (2009)
335. Ventura P., D'Antona F.: The role of lithium production in massive AGB and super AGB stars for the understanding of multiple populations in globular clusters. *MNRAS*, 402, L72-L76 (2010)
336. Ventura P., D'Antona F.: Hot bottom burning in the envelope of super asymptotic giant branch stars. *MNRAS*, 410, 2760-2766 (2011)
337. Ventura P., D'Antona F., Mazzitelli I., Gratton R.: Predictions for Self-Pollution in Globular Cluster Stars. *ApJ* 550 L65-L69 (2001)
338. Ventura P., D'Antona F., Mazzitelli I.: Yields from low metallicity intermediate mass AGB stars: Their role for the CNO and lithium abundances in Globular Cluster stars. *A&A* 393 215-223 (2002)
339. Ventura P., Caloi V., D'Antona F., Ferguson J., Milone A., Piotto G. P.: The C+N+O abundances and the splitting of the subgiant branch in the globular cluster NGC 1851. *MNRAS* 399 934-943 (2009)
340. Ventura, P., Carini, R., D'Antona, F.: A deep insight into the Mg-Al-Si nucleosynthesis in massive AGB and SAGB stars. *MNRAS* in press (2011)
341. Vesperini E., Chernoff D. F.: The range of core size of postcollapse clusters supported by primordial binaries. *ApJ* 431 231-236 (1994)
342. Vesperini E., Zepf S. E.: Effects of the Dissolution of Low-Concentration Globular Clusters on the Evolution of Globular Cluster Systems. *ApJ* 587 L97-L100 (2003)
343. Vesperini E., McMillan S. L. W., D'Antona F., D'Ercole A.: The fraction of Globular Cluster Second-generation Stars in the Galactic Halo. *ApJ* 718 L112-L116 (2010)
344. Vesperini E., McMillan S. L. W., D'Antona F., D'Ercole A.: Binary star disruption in globular clusters with multiple stellar populations. *MNRAS* 1013 (2011)
345. Villanova S., Piotto G., Gratton R. G.: The helium content of globular clusters: light element abundance correlations and HB morphology. I. NGC 6752. *A&A* 499 755-763 (2009)
346. Villanova S., Geisler D., Piotto G.: Detailed Abundances of Red Giants in the Globular Cluster NGC 1851: C+N+O and the Origin of Multiple Populations. *ApJ* 722 L18-L22 (2010)
347. Villanova S, et al: The Multiplicity of the Subgiant Branch of  $\omega$  Centauri: Evidence for Prolonged Star Formation. *ApJ* 663 296-314 (2007)
348. Villanova, S., Geisler, D., Piotto, G., Gratton, R.G. 2011, submitted to *ApJ*
349. Vinkó J., et al.: The Young, Massive, Star Cluster Sandage-96 After the Explosion of Supernova 2004dj in NGC 2403. *ApJ* 695 619-635 (2009)
350. Wadepuhl M., Springel V.: Satellite galaxies in hydrodynamical simulations of Milky Way sized galaxies. *MNRAS* 410 1975-1992 (2011)
351. Walker A. R.: A BV color-magnitude diagram for the Galactic globular cluster NGC 1851. *PASP* 104 1063-1085 (1992)
352. Walker A. R., et al.: Constraints on the formation of the globular cluster IC 4499 from multiwavelength photometry. *MNRAS* 702 (2011)
353. Walcher, C. J., Böker, T., Charlot, S., et al.: Stellar Populations in the Nuclei of Late-Type Spiral Galaxies *ApJ*, 649 692-708 (2006)

354. White S. D. M., Rees M. J.: Core condensation in heavy halos - A two-stage theory for galaxy formation and clustering. *MNRAS* 183 341-358 (1978)
355. Yong D., Grundahl F.: An Abundance Analysis of Bright Giants in the Globular Cluster NGC 1851. *ApJ* 672 L29-L32 (2008)
356. Yanny B., et al.: SEGUE: A Spectroscopic Survey of 240,000 Stars with  $g = 14-20$ . *AJ* 137 4377-4399 (2009)
357. Yong D., Aoki W., Lambert D. L., Paulson D. B.: Rubidium and Lead Abundances in Giant Stars of the Globular Clusters M13 and NGC 6752. *ApJ* 639 918-928 (2006)
358. Yong D., Grundahl F., Nissen P. E., Jensen H. R., Lambert D. L.: Abundances in giant stars of the globular cluster NGC 6752. *A&A* 438 875-888 (2005)
359. Yong D., Aoki W., Lambert D. L.: Mg Isotope Ratios in Giant Stars of the Globular Clusters M13 and M71. *ApJ* 638 1018-1027 (2006)
360. Yong D., Grundahl F., Johnson J. A., Asplund M.: Nitrogen Abundances in Giant Stars of the Globular Cluster NGC 6752. *ApJ* 684 1159-1169 (2008)
361. Yong D., Grundahl F., D'Antona F., Karakas A. I., Lattanzio J. C., Norris J. E.: A Large C+N+O Abundance Spread in Giant Stars of the Globular Cluster NGC 1851. *ApJ* 695 L62-L66 (2009)
362. Yong D., Meléndez J., Cunha K., Karakas A. I., Norris J. E., Smith V. V.: Chemical Abundances in Giants Stars of the Tidally Disrupted Globular Cluster NGC 6712 from High-resolution Infrared Spectroscopy. *ApJ* 689 1020-1030 (2008)
363. Yong D., Lambert D. L., Paulson D. B., Carney B. W.: Rubidium and Lead Abundances in Giant Stars of the Globular Clusters M4 and M5. *ApJ* 673 854-863 (2008)
364. Zhao G., Chen Y.-Q., Shi J.-R., Liang Y.-C., Hou J.-L., Chen L., Zhang H.-W., Li A.-G.: Stellar Abundance and Galactic Chemical Evolution through LAMOST Spectroscopic Survey. *ChJAA* 6 265-280 (2006)
365. Zoccali M., Pancino E., Catelan M., Hempel M., Rejkuba M., Carrera R.: The Radial Extent of the Double Subgiant Branch in NGC 1851. *ApJ* 697 L22-L27 (2009)