

# Deconfinement in the presence of a strong magnetic background: an exercise within the MIT bag model

Eduardo S. Fraga\* and Letícia F. Palhares†

*Instituto de Física, Universidade Federal do Rio de Janeiro,  
Caixa Postal 68528, Rio de Janeiro, RJ 21941-972, Brazil*

We study the effect of a very strong homogeneous magnetic field  $B$  on the thermal deconfinement transition within the simplest phenomenological approach: the MIT bag pressure for the quark-gluon plasma and a gas of pions for the hadronic sector. Even though the model is known to be crude in numerical precision and misses the correct nature of the (crossover) transition, it provides a simple setup for the discussion of some subtleties of vacuum and thermal contributions in each phase, and should provide a reasonable qualitative description of the critical temperature in the presence of  $B$ . We find that the critical temperature decreases.

## I. INTRODUCTION

The area of in-medium strong interactions under extreme magnetic fields has gone through a fast development due to the combination of three features realized recently: experimental relevance, capability of being investigated on the lattice and a rich phenomenology.

Hot QCD matter exposed to sufficiently high magnetic fields is currently being generated in laboratory experiments. The setup of ultra-relativistic heavy ion collisions is such that extremely intense magnetic fields are produced in peripheral collisions, with a nonzero impact parameter. A beam of heavy ions accelerated to velocities very close to that of the light creates an enormous electric current. Non-central collisions induce, via a basic classical electrodynamics process, a maximum magnetic field at the center, exactly where the medium forms in such collisions. At RHIC the intensity of the magnetic fields created may reach  $B \sim 10^{19}$  Gauss ( $eB \sim 6 m_\pi^2$ ) [1].

There have been many developments in the direction of using this extreme field to produce signatures to assess the properties of the new state of matter created in these experiments. For instance, the chiral magnetic effect [2], which stimulated most of the recent development in the study of the phase diagram including an external magnetic field, takes advantage of the capability of magnetic fields for charge separation in space to render the possible formation of sphaleron-induced CP-odd domains in the medium measurable.

From the theoretical point of view, the non-trivial role played by magnetic fields in the nature of phase transitions has been known for a long time [3]. Modifications in the vacuum of QED and QCD have also been investigated within different frameworks, mainly using effective models [4–11], especially the NJL model [12], and chiral perturbation theory [13–15], but also resorting to the quark model [16] and certain limits of QCD [17]. Interesting phases in dense systems [18, 19], as well as effects on the dynamical quark mass [20] were also considered. Nevertheless, the mapping of the new  $T - eB$  phase diagram is still an open problem. Sufficiently large magnetic fields could allow for drastic phenomena, from shifting the chiral and the deconfinement phase transition lines [21–28] to transforming vacuum into a superconducting medium via  $\rho$ -meson condensation [29]. Most of the analyses so far were done within effective models, but several very interesting lattice QCD results are starting to appear [30–33].

In this paper we address the behavior of the critical temperature for deconfinement in the presence of a very large magnetic field within the simplest phenomenological approach: the MIT bag pressure for the quark-gluon plasma and a gas of pions for the hadronic sector<sup>1</sup>. Even though the model is known to be crude in numerical precision and misses the correct nature of the (crossover) transition, it provides a simple setup for the discussion of some subtleties of vacuum and thermal contributions in each phase. Moreover, if the influence of the magnetic field on the thermodynamics of both extreme energy domains is captured, it should furnish a reasonable qualitative description of the behavior of the critical temperature in the presence of  $B$ . Since we are not aiming at a precise description of the transition, but rather at the qualitative behavior of the critical temperature,  $T_c$ , as the magnetic field is increased, the simple model we adopt has the advantage of being very economic in terms of parameters to be fixed (essentially one) and other ingredients usually hard to control in more sophisticated effective models. Given the recent lattice results [33] that seem to indicate that  $T_c$  goes down for increasing  $B$ , very differently from what has been obtained

---

\* fraga@if.ufrj.br

† leticia@if.ufrj.br

<sup>1</sup> The MIT bag model [34] in a magnetic field was previously considered in Ref. [35] to describe the stability and gross properties of quark matter in a different context.

by effective model calculations and previous lattice simulations [31], we believe this simple exercise within the MIT bag framework is valid. We find that the critical temperature decreases.

## II. RENORMALIZED PRESSURES

In the MIT bag model framework for the pressure of strong interactions, one has to evaluate the free quark pressure. The presence of a magnetic field in the  $z$  direction,  $\mathbf{B} = B\hat{z}$ , affects this computation by modifying the dispersion relation to

$$\omega_{\ell sf}(k_z) = k_z^2 + m_f^2 + q_f B(2\ell + s + 1) \equiv k_z^2 + M_{\ell sf}^2, \quad (1)$$

$\ell = 0, 1, 2, \dots$  being the Landau level index,  $s = \pm 1$  the spin projection,  $f$  the flavor index, and  $q_f$  the absolute value of the electric charge. In order to compute integrals over four-momenta and thermal sum-integrals one can use the following mappings, respectively [22, 35]:

$$\int \frac{d^4 k}{(2\pi)^4} \mapsto \frac{q_f B}{2\pi} \sum_{\ell=0}^{\infty} \int \frac{dk_0}{2\pi} \frac{dk_z}{2\pi}, \quad (2)$$

$$T \sum_n \int \frac{d^3 k}{(2\pi)^3} \mapsto \frac{q_f B T}{2\pi} \sum_n \sum_{\ell=0}^{\infty} \int \frac{dk_z}{2\pi}, \quad (3)$$

where  $\ell$  represents the different Landau levels and  $n$  stands for the Matsubara frequency indices [36]. Since it has been shown that only very large magnetic fields can affect significantly the structure of the phase diagram for strong interactions [21–24, 31, 33], we compute the free quark pressure in the limit of very high magnetic fields, where it is also possible to simplify some analytic expressions. It is crucial to realize, however, that the lowest Landau level (LLL) approximation for the free gas pressure is not equivalent to the leading order of a large magnetic field expansion at all. For the zero-temperature, finite- $B$  contribution to the pressure, the LLL is the energy level which less contributes in the limit of large  $B$ ; the result being dominated by high values of  $\ell$ . Nevertheless, the equivalence between the LLL approximation and the large  $B$  limit remains valid for the temperature dependent part of the free pressure (as well as for the propagator), simplifying the numerical evaluation of thermal integrals.

This free magnetic contribution to the quark pressure has been considered in different contexts (usually, in effective field theories [22, 23, 37–39]) and computed from the direct knowledge of the energy levels of the system, Eq. (1). The exact result, including all Landau levels, has to be computed from:

$$P_q = 2N_c \sum_{\ell, s, f} \frac{q_f B}{2\pi} \int \frac{dk_z}{2\pi} \left\{ \frac{\omega_{\ell sf}(k_z)}{2} + T \ln \left[ 1 + e^{-\omega_{\ell sf}(k_z)/T} \right] \right\}, \quad (4)$$

where the first term is a clearly divergent zero-point energy term and the other one is the finite-temperature contribution for vanishing chemical potential. Since  $\omega_{\ell sf}$  grows with  $B$ , the largest the  $\ell$  labeling the Landau level considered the larger the zero-point energy term becomes, being minimal for the LLL. Thus, in the limit of large  $B$ , the LLL approximation is inadequate. The decaying exponential dependence of the finite-temperature term on  $\omega_{\ell sf}$ , on the other hand, guarantees that the LLL dominates indeed this result for intense magnetic fields.

To obtain a good approximation for the large  $B$  limit of the free pressure, we choose to treat the full exact result and take the leading order of a  $x_f \equiv m_f^2/2q_f B$  expansion in the final renormalized expression. Let us then discuss the treatment of the divergent zero-point term. Despite being a zero-temperature contribution, the first term in Eq. (4) can not be fully subtracted because it carries the modification to the pressure brought about by the magnetic dressing of the quarks. Using dimensional regularization and the zeta-function representation, which is also a type of regularization, for the sums over Landau levels and subtracting the pure vacuum term in  $(3+1)$  dimensions, one arrives at:

$$P_q^V = \frac{N_c}{2\pi^2} \sum_f (q_f B)^2 \left[ \zeta'(-1, x_f) + \frac{1}{2}(x_f - x_f^2) \ln x_f + \frac{x_f^2}{4} - \frac{1}{12}(2/\epsilon + \ln(\Lambda^2/2q_f B) + 1) \right], \quad (5)$$

where a pole  $\sim (q_f B)^2[2/\epsilon]$  still remains. This infinite contribution that survived the vacuum subtraction can be interpreted as a pure magnetic pressure coming from the artificial scenario adopted, with a constant and uniform  $B$  field covering the whole universe (analogous to the case of a cosmological constant). In this vein, one may neglect all terms  $\sim (q_f B)^2$  and independent of masses and other couplings (as done, e.g. in Refs. [22, 38, 39]), concentrating on the modification of the pressure of the quark matter under investigation.

The final exact result for the free pressure of magnetically dressed quarks is therefore

$$\frac{P_q}{N_c} = \sum_f \frac{(q_f B)^2}{2\pi^2} \left[ \zeta'(-1, x_f) - \zeta'(-1, 0) + \frac{1}{2}(x_f - x_f^2) \ln x_f + \frac{x_f^2}{4} \right] + T \sum_{\ell, s, f} \frac{q_f B}{2\pi^2} \int dk_z \ln \left[ 1 + e^{-\omega_{\ell s f}(k_z)/T} \right]. \quad (6)$$

In Refs. [22, 38, 39], the constant  $\zeta'(-1, 0) = -0.165421\dots$  was not subtracted. We believe, however, that it should also be excluded to be consistent with the subtraction of all terms that contribute to a (constant) pure magnetic pressure. In the case of pions, below, this procedure will ensure the realization of magnetic catalysis, i.e. an enhancement of chiral symmetry breaking, at zero temperature [5, 7, 8, 17]. Clearly, if this term (of the form  $\sim -\#(eB)^2$ ) is not subtracted, the pion contribution to the effective potential for the chiral condensate at large magnetic fields will eventually raise the minimum instead of lowering it.

In the limit of large magnetic field (i.e.  $x_f = m_f^2/(2q_f B) \rightarrow 0$ ), we obtain

$$\frac{P_q}{N_c} \stackrel{\text{large } B}{\approx} \sum_f \frac{(q_f B)^2}{2\pi^2} \left[ x_f \ln \sqrt{x_f} \right] + T \sum_f \frac{q_f B}{2\pi^2} \int dk_z \ln \left[ 1 + e^{-\sqrt{k_z^2 + m_f^2}/T} \right]. \quad (7)$$

Adding the free piece of the gluonic contribution and the bag constant  $\mathcal{B}$ , the pressure of the QGP sector in the presence of an intense magnetic field reads:

$$P_{\text{QGP}}^B = 2(N_c^2 - 1) \frac{\pi^2 T^4}{90} + P_q - \mathcal{B}. \quad (8)$$

Figure 1 illustrates the behavior of  $P_{\text{QGP}}(T, B)$  for two flavors with  $m_u = m_d = 5$  MeV and  $B^{1/4} = 200$  MeV. Notice that, for  $\sqrt{eB}$  much larger than all other energy scales, it is clear that the pressure in the QGP phase increases with the magnetic field. This seems to favor a steady drop in the critical temperature with increasing  $B$  which would lead to a crossing of the critical line with the  $T = 0$  axis at some critical value for the magnetic field. However, the behavior of  $T_c(B)$  also depends on how the pions react to  $B$ , and in this issue the treatment of the subtleties in the renormalization procedure as mentioned above is crucial. In fact, we will see that  $T_c(B)$  goes down but tends to saturate, even for huge values of  $B$ .

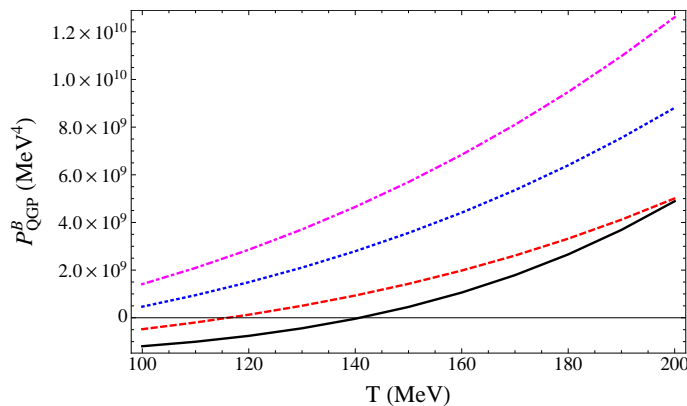


FIG. 1: Pressure in the QGP phase as a function of the temperature for different values of the magnetic field:  $eB = 0$  (black, solid, bottom),  $20m_\pi^2$ ,  $40m_\pi^2$ ,  $60m_\pi^2$  (magenta, dash-dotted, top), where  $m_\pi = 138$  MeV is the vacuum pion mass.

In the confined sector, which we describe by a free pion gas, one may follow steps analogous to the ones described above in order to compute the contribution from the charged pions, which couple to the magnetic field. Again, using dimensional regularization and the zeta-function representation, and subtracting the pure vacuum term in  $(3+1)$  dimensions, we arrive at

$$P_{\pi^+} + P_{\pi^-} = -\frac{(eB)^2}{4\pi^2} \left[ \zeta' \left( -1, \frac{1}{2} + x_\pi \right) - \zeta' \left( -1, \frac{1}{2} \right) + \frac{x_\pi^2}{4} - x_\pi^2 \ln \sqrt{x_\pi} \right] - 2\frac{eB}{4\pi^2} T \sum_\ell \int dk_z \ln \left[ 1 - e^{-\sqrt{k_z^2 + M_{\pi\ell}^2}/T} \right], \quad (9)$$

where  $M_{\pi\ell}^2 \equiv m_\pi^2 + (2\ell + 1)eB$  and  $x_\pi \equiv m_\pi^2/(2eB)$ . In this final expression all terms  $\sim (q_f B)^2$  and independent of masses and other couplings were subtracted, as discussed before, yielding the correct sign for magnetic catalysis. Notice that the spin-zero nature of the pions guarantees that *all* charged pion modes in a magnetic field, differently from what happens with the quark modes, are  $B$ -dependent. So, in the large magnetic field limit the thermal integral associated with  $\pi^+$  and  $\pi^-$  is exponentially suppressed by an effective mass  $\gtrsim (m_\pi^2 + eB)$  and can be dropped. In this limit, we have

$$P_{\pi^+} + P_{\pi^-} \stackrel{\text{large } B}{\equiv} -\frac{(eB)^2}{4\pi^2} \zeta^{(1,1)}(-1, 1/2) x_\pi, \quad (10)$$

where  $\zeta^{(1,1)}(-1, 1/2) = -\ln(2)/2 = -0.346574\dots$ . Neutral pions do not couple to the magnetic field and contribute only with a thermal integral of the form

$$P_{\pi^0} = -\frac{T}{2\pi^2} \int dk k^2 \ln \left[ 1 - e^{-\sqrt{k^2 + m_\pi^2}/T} \right]. \quad (11)$$

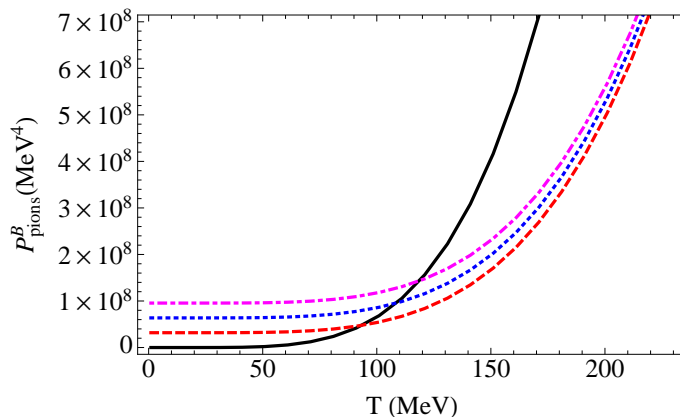


FIG. 2: Pressure in the pion gas phase as a function of the temperature for different values of the magnetic field:  $eB = 0$  (black, solid, bottom),  $20m_\pi^2$ ,  $40m_\pi^2$ ,  $60m_\pi^2$  (magenta, dash-dotted, top), where  $m_\pi = 138$  MeV is the vacuum pion mass.

In Figure 2 we show the pressure of the pion gas in the presence of a strong magnetic field. Again, for  $\sqrt{eB}$  much larger than all other scales, the pressure rises with the magnetic field. This is a consequence of the subtraction of all terms that are independent of temperature, masses and other couplings in the renormalization process, which renders the pressure positive. As mentioned before, this is consistent with the phenomenon of magnetic catalysis at zero temperature. This plot presents, still, a couple of interesting features. First, differently from the quark case, the  $B = 0$  pressure takes over for temperatures of the order of the pion mass, which is not small and always enlarged by the presence of a magnetic field (given its scalar nature). Second, for large  $T$ , the magnetic pion pressures converge to  $(1/3)$  of the  $B = 0$  pressure, since  $\pi^0$  is the only degree of freedom that contributes thermally for large  $B$ .

### III. PHASE DIAGRAM AND DISCUSSION

Each equilibrium phase should maximize the pressure, so that the critical line in the phase diagram can be constructed by directly extracting  $T_c(B)$  from the equality of pressures. It is instructive, nevertheless, to consider a plot of the crossing pressures, as shown in Figure 3. The figure shows, as expected, a decrease in the critical temperature (crossing points) as  $B$  is increased due to the corresponding positive shift of the QGP pressure. However,  $T_c$  seems to be saturating. One can see that the critical pressure (crossing point) goes down, but then it bends up again due to the increase in the pion pressure with  $B$ . This combination avoids a steady and rapid decrease of the critical temperature, as becomes clear in the phase diagram shown in Figure 4. In fact, inspection of the zero-temperature limit of Eqs. (7) and (10) shows that there is no value of magnetic field that allows for a vanishing critical temperature.

The phase diagram in the plane  $T - eB$  shows that the critical temperature for deconfinement falls as we increase the magnetic field. However, instead of falling with a rate that will bring it to zero at a given critical value of  $eB$ ,

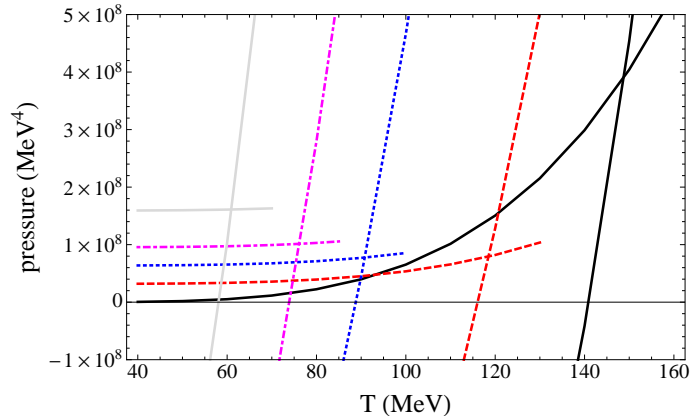


FIG. 3: Crossing pion gas and QGP pressures as functions of the temperature for different values of the magnetic field:  $eB = 0$  (black, solid, right-most),  $20m_\pi^2$ ,  $40m_\pi^2$ ,  $60m_\pi^2$  (magenta, dash-dotted) and  $eB = 100$  (gray, solid, left-most), where  $m_\pi = 138$  MeV is the vacuum pion mass.

it falls less and less rapidly, tending to saturate at large values of  $B$ . Interestingly, this qualitative behavior is very similar to the one obtained on the lattice in Ref. [33]<sup>2</sup>. Previous model descriptions [22, 24, 28], have predicted either an increase or an essentially flat behavior for the deconfinement critical line as  $B$  is increased to very large values<sup>3</sup>, the same being true for previous lattice simulations [31].

The renormalization procedure in the presence of a constant and uniform magnetic field has proven to be very subtle and crucial for the phenomenological outcome, especially the subtractions performed in vacuum terms. In particular, one notices that  $B$ -dependent  $(1/\epsilon)$ -divergences remain and have to be subtracted in an *ad hoc* fashion, which is always an unpleasant procedure in quantum field theory. We believe those  $B$ -dependent, mass-independent terms remain because one has forced a constant magnetic field everywhere and forever, a very unphysical setup, so an infinite purely  $B$ -dependent energy density (or purely magnetic pressure) lasts and has to be subtracted by hand. Pure vacuum ( $B = 0$ ) will never furnish an appropriate counter-term for that divergence. Physically, this could be interpreted as an indirect manifestation of the renormalization of the charges that generate  $B$  (over which we have no control), since  $B$  must be induced somehow by real currents. Those charges are not included in the general description, and the *ad hoc* subtraction seems to be the price one has to pay.

Although our description of the deconfinement transition in the presence of an external large magnetic background is admittedly very simple, we believe it contains the relevant ingredients to provide a qualitative description of the behavior of the critical temperature with  $B$ . In fact, it seems that its focus on incorporating confinement (even if in the simplest fashion) makes it suited to describe the behavior of  $T_c$  as a function of external parameters. Remarkably, we have previously achieved a successful description of the behavior of the critical temperature as a function of the pion mass and isospin chemical potential, as compared to lattice data, where chiral models failed even qualitatively [42, 43].

Of course, besides complementary effective model descriptions and lattice simulations, a first-principle perturbative QCD calculation, including strong interactions to some extent and the electromagnetic dressing fully, would provide more insight and a more solid ground to build a better understanding of the phase structure of strong interactions in the presence of an external magnetic field. We will report on results for the perturbative QCD pressure in a future publication [44]. Preliminary results and a full discussion of technical difficulties and subtleties introduced by the magnetic field in the finite-temperature loop calculation can be found in Ref. [43].

<sup>2</sup> Of course, ignoring the caveat that our description necessarily predicts a first-order transition, as usual with the MIT bag model, and our numbers should be taken as rough estimates, as is always the case in effective models.

<sup>3</sup> A significant decrease in the critical temperature as a function of  $B$  was found in Ref. [21], where the authors build a model that at the end also behaves like a bag model. Their critical temperature, however, vanishes at a finite critical value of  $eB$ , featuring the disappearance of the confined phase at large magnetic fields. A crucial difference in their approach is the subtraction procedure in which they keep the pure magnetic pressure terms  $\sim (eB)^2$ . As discussed above, this is in contradiction with the phenomenon of magnetic catalysis in the pion sector.

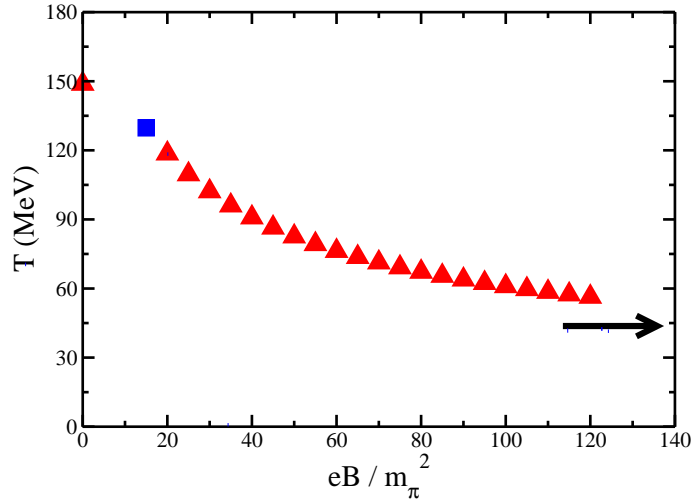


FIG. 4: Phase diagram in the presence of a strong magnetic field. We also keep the  $T_c(B=0)$  point. The blue square represents a very conservative estimate for the maximum value of  $eB$  expected to be achieved in non-central collisions at the LHC with the formation of deconfined matter (it seems that much higher magnetic fields can be reached at the LHC due to the fluctuations in the distribution of protons inside the nuclei [40], that being especially relevant to modifications of the vacuum [29]). The arrow marks the critical temperature for  $eB \approx 210m_\pi^2$  [41], expected to be found at the early universe.

#### Acknowledgments

We thank especially J.-P. Blaizot for very fruitful discussions on related matters. We also acknowledge M. N. Chernodub, G. Endrodi and X.-G. Huang for comments and discussions. This work was partially supported by CAPES, CNPq, FAPERJ and FUJB/UFRJ.

- 
- [1] V. Skokov, A. Y. Illarionov and V. Toneev, *Int. J. Mod. Phys. A* **24**, 5925 (2009); V. Voronyuk, V. D. Toneev, W. Cassing, E. L. Bratkovskaya, V. P. Konchakovski and S. A. Voloshin, *Phys. Rev. C* **83**, 054911 (2011).
  - [2] D. E. Kharzeev, L. D. McLerran and H. J. Warringa, *Nucl. Phys. A* **803**, 227 (2008); K. Fukushima, D. E. Kharzeev and H. J. Warringa, *Phys. Rev. D* **78**, 074033 (2008); D. E. Kharzeev and H. J. Warringa, *Phys. Rev. D* **80**, 034028 (2009); D. E. Kharzeev, *Nucl. Phys. A* **830**, 543C (2009); D. E. Kharzeev, *Annals Phys.* **325**, 205 (2010); K. Fukushima, D. E. Kharzeev and H. J. Warringa, *Nucl. Phys. A* **836**, 311 (2010); K. Fukushima, D. E. Kharzeev and H. J. Warringa, *Phys. Rev. Lett.* **104**, 212001 (2010).
  - [3] L. D. Landau and E. M. Lifshitz, *Statistical Physics - Course of Theoretical Physics*, volume 5 (Butterworth-Heinemann, 1984).
  - [4] S. P. Klevansky and R. H. Lemmer, *Phys. Rev. D* **39**, 3478 (1989).
  - [5] V. P. Gusynin, V. A. Miransky and I. A. Shovkovy, *Phys. Lett. B* **349**, 477 (1995); V. P. Gusynin, V. A. Miransky and I. A. Shovkovy, *Nucl. Phys. B* **462**, 249 (1996).
  - [6] A. Y. Babansky, E. V. Gorbar and G. V. Shchepanyuk, *Phys. Lett. B* **419**, 272 (1998).
  - [7] K. G. Klimenko, arXiv:hep-ph/9809218.
  - [8] G. W. Semenoff, I. A. Shovkovy and L. C. R. Wijewardhana, *Phys. Rev. D* **60**, 105024 (1999).
  - [9] A. Goyal and M. Dahiya, *Phys. Rev. D* **62**, 025022 (2000).
  - [10] B. Hiller, A. A. Osipov, A. H. Blin and J. da Providencia, *SIGMA* **4**, 024 (2008).
  - [11] E. Rojas, A. Ayala, A. Bashir and A. Raya, arXiv:0803.4173 [hep-ph].
  - [12] S. P. Klevansky, *Rev. Mod. Phys.* **64**, 649 (1992).
  - [13] I. A. Shushpanov and A. V. Smilga, *Phys. Lett. B* **402**, 351 (1997).
  - [14] N. O. Agasian and I. A. Shushpanov, *Phys. Lett. B* **472**, 143 (2000).
  - [15] T. D. Cohen, D. A. McGady and E. S. Werbos, *Phys. Rev. C* **76**, 055201 (2007).
  - [16] D. Kabat, K. M. Lee and E. Weinberg, *Phys. Rev. D* **66**, 014004 (2002).
  - [17] V. A. Miransky and I. A. Shovkovy, *Phys. Rev. D* **66**, 045006 (2002).
  - [18] E. J. Ferrer, V. de la Incera and C. Manuel, *Phys. Rev. Lett.* **95**, 152002 (2005); *Nucl. Phys. B* **747**, 88 (2006). E. J. Ferrer

- and V. de la Incera, Phys. Rev. Lett. **97**, 122301 (2006); Phys. Rev. D **76**, 045011 (2007); Phys. Rev. D **76**, 114012 (2007).
- [19] D. T. Son and M. A. Stephanov, Phys. Rev. D **77**, 014021 (2008).
- [20] K. G. Klimenko and V. C. Zhukovsky, arXiv:0803.2191 [hep-ph].
- [21] N. O. Agasian and S. M. Fedorov, Phys. Lett. B **663**, 445 (2008).
- [22] E. S. Fraga and A. J. Mizher, Phys. Rev. D **78**, 025016 (2008); A. J. Mizher, M. N. Chernodub and E. S. Fraga, Phys. Rev. D **82**, 105016 (2010).
- [23] J. K. Boomsma and D. Boer, Phys. Rev. D **81**, 074005 (2010).
- [24] K. Fukushima, M. Ruggieri and R. Gatto, Phys. Rev. D **81**, 114031 (2010); R. Gatto and M. Ruggieri, Phys. Rev. D **82**, 054027 (2010); R. Gatto and M. Ruggieri, Phys. Rev. D **83**, 034016 (2011).
- [25] S. S. Avancini, D. P. Menezes and C. Providencia, Phys. Rev. C **83**, 065805 (2011).
- [26] K. Kashiwa, Phys. Rev. D **83**, 117901 (2011).
- [27] B. Chatterjee, H. Mishra and A. Mishra, Phys. Rev. D **84**, 014016 (2011).
- [28] V. Skokov, arXiv:1112.5137 [hep-ph].
- [29] M. N. Chernodub, Phys. Rev. D **82**, 085011 (2010); M. N. Chernodub, Phys. Rev. Lett. **106**, 142003 (2011); M. N. Chernodub, arXiv:1201.2570 [hep-ph].
- [30] P. V. Buividovich, M. N. Chernodub, E. V. Luschevskaya and M. I. Polikarpov, Phys. Lett. B **682**, 484 (2010); Nucl. Phys. B **826**, 313 (2010); Phys. Rev. D **80**, 054503 (2009).
- [31] M. D'Elia, S. Mukherjee and F. Sanfilippo, Phys. Rev. D **82**, 051501 (2010); M. D'Elia and F. Negro, Phys. Rev. D **83**, 114028 (2011).
- [32] V. V. Braguta, P. V. Buividovich, M. N. Chernodub and M. I. Polikarpov, arXiv:1104.3767 [hep-lat].
- [33] G. S. Bali, F. Bruckmann, G. Endrodi, Z. Fodor, S. D. Katz, S. Krieg, A. Schafer and K. K. Szabo, arXiv:1111.4956 [hep-lat].
- [34] A. Chodos, R. L. Jaffe, K. Johnson and C. B. Thorn, Phys. Rev. D **10**, 2599 (1974).
- [35] S. Chakrabarty, Phys. Rev. D **54**, 1306 (1996).
- [36] J. I. Kapusta and C. Gale, *Finite-Temperature Field Theory: Principles and Applications* (Cambridge University Press, 2006).
- [37] D. Ebert and K. G. Klimenko, Nucl. Phys. A **728**, 203 (2003).
- [38] D. P. Menezes, M. Benghi Pinto, S. S. Avancini, A. Perez Martinez and C. Providencia, Phys. Rev. C **79**, 035807 (2009).
- [39] J. O. Andersen and R. Khan, arXiv:1105.1290 [hep-ph].
- [40] A. Bzdak and V. Skokov, arXiv:1111.1949 [hep-ph]; W.-T. Deng and X.-G. Huang, arXiv:1201.5108 [nucl-th].
- [41] T. Vachaspati, Phys. Lett. B **265**, 258 (1991).
- [42] E. S. Fraga, L. F. Palhares and C. Villavicencio, Phys. Rev. D **79**, 014021 (2009); L. F. Palhares, E. S. Fraga and C. Villavicencio, Nucl. Phys. A **820**, 287C (2009).
- [43] L. F. Palhares, *Exploring the Different Phase Diagrams of Strong Interactions* (PhD Thesis, Federal University of Rio de Janeiro, 2012).
- [44] J.-P. Blaizot, E. S. Fraga and L. F. Palhares, to appear.