

Detection of new point sources in WMAP 7 year data using internal templates and needlets

Sandro Scodeller

*Institute of Theoretical Astrophysics, University of Oslo, P.O. Box 1029 Blindern, N-0315
Oslo, Norway*

sandro.scodeller@astro.uio.no

Frode K. Hansen

*Institute of Theoretical Astrophysics, University of Oslo, P.O. Box 1029 Blindern, N-0315
Oslo, Norway;*

*Centre of Mathematics for Applications, University of Oslo, P.O. Box 1053 Blindern,
N-0316 Oslo*

frodekh@astro.uio.no

Domenico Marinucci

*Dipartimento di Matematica, Università di Roma "Tor Vergata", Via della Ricerca
Scientifica 1, I-00133 Roma, Italy*

marinucc@mat.uniroma2.it

ABSTRACT

We have developed a new needlet based method to detect point sources in cosmic microwave background (CMB) maps and have applied it to the WMAP 7 year data. We use both the individual frequency channels as well as internal templates, the difference between pairs of frequency channels, with the advantage that the CMB component is eliminated. Using the area of the sky outside the Kq85 galactic mask, we detect a total of 2102 point sources at the 5σ level in either the frequency maps or the internal templates. Of these, 1116 are detected either at 5σ directly in the frequency channels or at 5σ in the internal templates and $\geq 3\sigma$ at the corresponding position in the frequency channels. Of the 1116 sources, 603 are detections which have not been reported so far in WMAP data. We have made a catalogue of these sources available with position and flux estimated in the WMAP channels where they are seen. In total, we identified 1029 of the 1116 sources with counterparts at 5GHz and 69 at other frequencies.

Subject headings: (cosmology:) cosmic microwave background — cosmology: observations — methods: data analysis — methods: statistical

1. Introduction

The Wilkinson Microwave Anisotropy Probe (WMAP) (Bennett et al. 2003) measured the Cosmic Microwave Background (CMB) fluctuations at high resolution and signal-to-noise in five frequency bands. The detailed study of the CMB and its anisotropies gives information enabling us to comprehend the universe we live in and how it came to be. It is therefore very important to get the maximum accuracy of the data we have at present. For the moment, the best publicly available data of the CMB is the seven-year WMAP-data (Jarosik et al. 2011), but the ongoing Planck mission is expected to improve the quality even more. The data is contaminated by foregrounds, on larger scales the contaminating foregrounds are mainly diffuse galactic emissions, while on smaller scales the main contaminants are extra-galactic point-sources (see for instance Toffolatti et al. (1998), De Zotti et al. (1999), Hobson et al. (1999), De Zotti et al. (2005)). Clearly the WMAP-mission in addition to measure the CMB and its anisotropies, provides an all-sky, high frequency survey of diffuse galactic foregrounds and extra-galactic sources. Independently of whether one is interested in studying the CMB-anisotropy, diffuse galactic emissions or extra-galactic point source measurements, it is crucial to be able to separate the different components. In this paper we are mainly interested in disentangling extra-galactic point sources from the WMAP-data. This has been done by the WMAP team and other teams, here we present a new approach.

In Gold et al. (2011) the WMAP-collaboration presents two point source catalogues of detected sources obtained from the 7-year data. WMAP finds a total of 542 distinct sources, most of which also have a 5GHz counterpart. They used two different methods: a global filtering method in the five bands (where they find 471 sources) and a CMB-free method (ILC based, introduced and previously applied by Chen & Wright (2008) to 1-year and 3-year data and applied to 5-year data by Chen & Wright (2009) for the Q-, V- and W-band (where 417 sources are found); for more details on these approaches we refer to Gold et al. (2011) and references therein. Subsequently other approaches have been used by different teams on real data or simulations. The most relevant one to our approach is the one where Mexican wavelets are used to detect sources, introduced by Cayón et al. (2000); this approach has then been developed further to the Mexican Hat Wavelet Family González-Nuevo et al. (2006). Subsequently, López-Caniego et al. (2007) successfully applied the Mexican Hat Wavelet (MHW) technique to make a non-blind search in 3 year WMAP-data, where at

three sigma level they detect 381 sources at the five-sigma level (98 of which were not present in the WMAP-3year-catalogue). Massardi et al. (2009) then apply the MHW to WMAP 5 year data, obtaining 516 point sources at the 5-sigma level.

Other approaches which have been applied include: via Cross-Correlation (Nie & Zhang (2007)); via matched filters (Vikhlinin et al (1995), Tegmark & de Oliveira-Costa (1998), Barreiro et al. (2003), López-Cañiego et al. (2006)) and matched multifilters (Herranz et al. (2002), Lanz et al. (2011)); Bayesian techniques with prior-information about source distribution (Hobson & McLachlan (2003), Carvalho et al. (2009), Argüeso et al. (2011)); see also Schmitt et al. (2010), Starck et al. (2010) and the references therein for general results on wavelet-based methods to search for point sources in astrophysical data.

Here we present a method for point source detection which is novel in two ways, (1) it uses the family of standard (Marinucci et al. (2008)) and mexican (Scodeller et al. (2011)) needlets optimized for point source detection on the given channels and (2) we search for point sources both in the individual WMAP channels as well as in the CMB-free internal templates constructed from the difference between two frequency channels.

The outline of the paper is as follows: in section 2 we present in detail how our method for detecting point sources works, in section 3 we present our results on simulations, and in 4 for the real data. Eventually in section 5 we summarize. In table 6 we list the 1116 sources which we detected in the 5 WMAP channels.

2. Method

2.1. A short introduction to needlets

Needlets were introduced in the mathematical literature by Narcowich et al. (2006a) and have recently become a very popular tool for a wide range of CMB analysis tasks, as proved from the variety of statistical procedures where they have been exploited. A partial list includes testing for non-Gaussianity, estimating the angular power spectrum, testing for asymmetries, testing for cross-correlation among CMB and large-scale structure data, map-reconstruction, testing for Bubble Universes; see, for instance Pietrobon et al. (2006), Baldi et al. (2009a), Baldi et al. (2009b), Marinucci et al. (2008), Faÿ et al. (2008), Rudjord et al. (2009a,b), Cabella et al. (2009), Feeney et al. (2011) and Basak & Delabrouille (2012). We review briefly their construction, as follows.

Let $b(t)$ be a weight function satisfying three conditions, namely

- *Compact support*: $b(t)$ is strictly larger than zero only for $t \in [B^{-1}, B]$, some $B > 1$
- *Smoothness*: $b(t)$ is C^∞
- *Partition of unity*: for all $l = 1, 2, \dots$ we have

$$\sum_{j=0}^{\infty} b^2\left(\frac{l}{B^j}\right) = 1 .$$

Recipes to construct a function $b(t)$ that satisfy these conditions are easy to find and are provided for instance by Marinucci et al. (2008) and Marinucci & Peccati (2011). Consider now a grid of points $\{\xi_{jk}\}$ on the sphere and a grid of weights λ_{jk} ; in practice, the points can be viewed as the pixel centres for HEALPix, while the weights can be taken to be constant and equal to the pixel area. The needlet system is then defined by

$$\psi_{jk}(x) = \sqrt{\lambda_{jk}} \sum_{l=B^{j-1}}^{B^{j+1}} \sum_{m=-l}^l b\left(\frac{l}{B^j}\right) Y_{lm}(x) \bar{Y}_{lm}(\xi_{jk}) ,$$

with the corresponding needlet coefficients provided by

$$\beta_{jk} = \int_{S^2} f(x) \psi_{jk}(x) dx = \sqrt{\lambda_{jk}} \sum_{l=B^{j-1}}^{B^{j+1}} \sum_{m=-l}^l b\left(\frac{l}{B^j}\right) a_{lm} Y_{lm}(\xi_{jk}) . \quad (1)$$

The main features of needlets have now been widely discussed in the literature; here, we simply recall the *reconstruction property* (see Narcowich et al. (2006a)), entailing that:

$$f(x) = \sum_{jk} \beta_{jk} \psi_{jk}(x) .$$

More recently, the needlet idea has been extended by Geller & Mayeli (2009b,a), introducing so-called Mexican needlets; loosely speaking, the idea is to replace the compactly supported kernel $b(\frac{l}{B^j})$ by a smooth function of the form

$$b\left(\frac{l}{B^j}\right) = \left(\frac{l}{B^j}\right)^{2p} \exp\left(-\frac{l^2}{B^{2j}}\right) ,$$

for some integer parameter p , see Scodeller et al. (2011) for numerical analysis and implementation in a cosmological framework. Mexican needlets have extremely good localization properties in real space, and for $p = 1$ they provide at high frequencies a good approximation to the so-called Spherical Mexican Hat Wavelet construction.

2.2. Choosing the needlet bases

In order to amplify the point source signal we use the needlet transform on the maps and search for needlet coefficients with a value larger than 5 times the standard deviation expected from CMB and noise in a given channel or template. As mentioned in the introduction, we will not only look for point sources in the individual WMAP channels, but also in internal templates. The internal template between channel c and channel c' , assuming that c' has a smaller beam than c , is constructed by smoothing the c' map by the beam $b_{\ell}^c/b_{\ell}^{c'}$. In this way both channels have the same beam, and hence by constructing the difference map between the two, the CMB component disappears. We are thus left with an internal template containing only noise and foregrounds/point sources. The advantages/disadvantages with the two approaches are

- **individual channels:** The background consist of both CMB and noise. The CMB is dominated by large scale fluctuations and therefore a needlet basis with small extension (high value of j) on the sphere is necessary in order to separate the point sources from local CMB fluctuations. Such needlet coefficients of a point source will therefore have a 5 sigma deviation only on a small number of pixels, since the point source in this case will be very localized in needlet space.
- **internal templates:** The background consists of only noise, but the noise level is higher than in the individual channels, since noise from both channels are present in the template. The absence of dominant large scale fluctuations makes needlets with a larger extension (lower j) more efficient. The advantage is that more needlet coefficients will be at 5 sigma for a given source and the probability of a detection is therefore larger. Whereas for the individual channels a point source must have a large amplitude in at least one channel in order to be detected, for the internal template it suffices that the difference in amplitude between the two channels is large. This also implies that we cannot estimate the source amplitude in the template, but we can use the position of a source found in the template to estimate the amplitude in the channel.

For each channel and each internal template, we have calculated the needlet coefficients of a simulated point source as well as the standard deviation of needlet coefficients due to CMB and noise (at the given frequency). In that way we are able to calculate the signal-to-noise ratio for a large set of different needlets and find the needlet with the optimal signal-to-noise ratio for point sources for a given channel. In table 1 we show which needlets we found optimal for a given channel and template. The templates presented in this table are the templates for which we found the highest signal-to-noise ratio. In addition we will also use the K-Ka template which, even though it does not contain the highest signal-to-noise ratio,

is expected to reveal many sources being in the synchrotron dominated frequency range. In the table we also show the distance of influence (for details, see Scodeller et al. (2011), we used a threshold of 3%) which is a measure of angular extension of the needlet on the sphere and is in particular an indication of how extended a point source will appear in given needlet basis.

2.3. The detection algorithm

Given the needlet coefficients of a channel or a template at $N_{\text{side}} = 512$, we use the following procedure to detect point sources and estimate amplitudes:

1. We divide the needlet coefficients by their standard deviation due to CMB and noise to get the normalized needlet coefficients.
2. We loop on detection threshold starting with 50 sigma and gradually going down to 5 sigma.
3. For a given threshold, we loop on the pixels of the $N_{\text{side}} = 512$ map of normalized needlet coefficients. When a pixel with a value above the threshold is found, we identify a disc of radius equal to the distance of influence for the given needlet around this pixel. Possible amplitudes of the point source are estimated using as possible source positions the centers of all pixels in a $N_{\text{side}} = 2048$ map within this disc. Thus for all $N_{\text{side}} = 2048$ pixels within the disc we obtain the amplitude of the point source assuming that each of these pixels are the centers. The center of the pixel which gives the highest estimate of the amplitude is identified as the most likely position of the source.
4. Using the best fit source center, we subtract the best fit point source model from the $N_{\text{side}} = 512$ needlet map. This is done in order to avoid further detections of the same source as we continue looping through the pixels.
5. After the loop on pixels and detection thresholds, we are left with a list of positions and amplitudes.
6. Finally we need to identify the cases where residual diffuse foregrounds, close sources or extended sources give rise to a false detections or detections of sources where we are unable to estimate a reliable amplitude. We use a χ^2 goodness of fit test to eliminate these detections from the list. For simplicity (and reduced CPU time), we ignore correlations between needlet coefficients in the χ^2 and use a diagonal covariance matrix. In order to determine a limiting χ^2 above which we do not accept the detection,

Table 1. Needlet with best signal to noise ratios for channels, needlet for templates with highest signal to noise ratio and distance of influence

Needlet	Used in channel/template	Distance of influence [deg] ^a
Mex B=1.9 j=9	K	1.12
Std B=1.8 j=10	Ka	1.24
Std B=1.6 j=13	Q	1.19
Std B=2 j=9	V	0.97
Mex B=1.8 j=11	W	0.86
Mex B=1.9 j=8	K-Ka,K-V,K-W	1.59
Mex B=1.8 j=9	Ka-V	1.44
Mex B=2 j=8	Q-V	1.25

Note. — Std stands for standard needlets and Mex stands for mexican needlets with $p = 1$.

^aNote that here as opposed to (Scodeller et al. (2011)) the distance of influence is from the center of the source.

we look at the sources starting with the highest χ^2 values and continue until we reach values where we see that the point sources have reasonable shapes. We also eliminate some real point sources in this step, but the number turns out to be so small that we can justify this procedure. The reduced χ^2 limits are listed in table 2.

7. A few very bright sources give rise to two detected sources very close to each other due to imperfect subtraction of the source upon the first detection. Both of these sources tend to give acceptable χ^2 and are not rejected by the χ^2 test. In order to reduce these to one detection, we go through all sources and look for those which are closer than an identification radius of 0.4° (As will be shown below, this is the 5σ error on the distance between two sources). For sources which are closer, only the one with the highest estimated amplitude is kept.
8. We have now obtained a set of detected point sources with positions and amplitudes.
9. For sources which are detected only in internal templates and not directly in the channels, we cannot estimate the amplitude from the template. The template only allows for finding the difference in amplitude between channels. In this case, we use the position found in the template to search for the best fit position in the individual channels where we then estimate the amplitude. If the amplitude is non-zero at the 3σ level or more (note that the source was detected at the 5σ level in the template), we count the source as detected in the channel with a reliable amplitude and position.

3. Results on simulations

3.1. Creating the simulations

The aims of the simulations are:

- to test if the estimates of source amplitudes are unbiased
- to find error bars on amplitude and position of the sources
- to find the detection limits for the different channels and templates
- to identify problems with the detection algorithm

We thus try to make simulations which are simple, fast and mainly fitted to fulfill these goals more than to make simulations with realistic point source amplitudes and numbers

Table 2. Limits on χ^2 valid both for simulations and WMAP 7 year data

Needlet	F_s [Jy]/ T_S [mK] ^a	LIMIT
Mex B=1.9 j=9 (K)	$F_S < 1.91$ [Jy]	2.68
Std B=1.8 j=10 (Ka)	$F_S < 3.20$ [Jy]	2.60
Std B=1.6 j=13 (Q)	$F_S < 2.77$ [Jy]	2.43
Std B=2 j=9 (V)	$\forall F_S$	2.10
Mex B=1.8 j=11 (W)	$\forall F_S$	1.76
Mex B=1.9 j=8 (K-Ka,K-V,K-W)	$T_S < 2.54 \cdot 10^{-1}$	2.00
	$T_S < 3.66 \cdot 10^{-1}$	2.41
Mex B=1.8 j=9 (Ka-V)	$T_S < 2.68 \cdot 10^{-1}$	1.89
	$T_S < 5.36 \cdot 10^{-1}$	2.31
Mex B=2 j=8 (Q-V)	$T_S < 3.35 \cdot 10^{-1}$	1.76
	$T_S < 4.18 \cdot 10^{-1}$	2.01

Note. — The χ^2 acceptance limits are only valid for sources with a flux (respectively temperature) lower than those given in the table. For larger fluxes/temperatures, we need to do by-eye inspection to separate extended foregrounds from a strong point source

^aFor the 5 WMAP-channels the limit until where the χ^2 -criterion is valid is given by a limiting flux in units of Jansky, while for templates by a limiting temperature. This is a consequence of the fact that in templates we measure a difference in temperature between two channels at different frequencies and hence there is no obvious way to transform such an amplitude to Jansky.

of sources. But in order to have a range of amplitudes which are not too unrealistic, we choose to use 464 sources detected in a first run in the WMAP 7 year K-band data. To test the lower limit of detection we added 71 sources slowly decreasing in amplitude from the smallest of the 464 K-band sources.

We simulate the positions in such a way that the minimum distance between the sources is always larger than 1° . As we show later, there are some problems with the detection and estimate of the amplitude of sources which are very close. In order to obtain reliable error estimates from simulations, we need to reduce this problem here by simulating source positions which are more than 1° apart. The centers of the sources are taken to be centers of pixels at HEALPix resolution $N_{side} = 2048$. The amplitudes of the sources on other channels than the K channel are obtained assuming a synchrotron spectral index of -2.7 . Again, this is not completely realistic but sufficient to satisfy the goals of the simulations. We now make a pure point source map with the above defined positions and amplitudes.

Finally we make 3000 different realisations of noise and CMB fluctuations and add the pure point source map to them, obtaining maps with CMB, noise and point sources, but no extended foregrounds. To generate CMB and noise realizations, we use the best fit WMAP7 power spectrum and the WMAP noise rms models. The choice of the number of simulations was motivated by the trade-off between available CPU time and the necessary accuracy on the error bars obtained from simulations.

3.2. Analyzing the simulations

First we used 3000 simulated maps to estimate the error σ^{Pos} on the estimated position. Only input sources which are detected in at least 1000 simulations are used to estimate error bars. In order to identify a detected source with an input source when estimating the error on position, we needed to ensure that we used a search radius which was much larger than the 1σ error on position. An identification radius of 0.5 degrees was found to be sufficient. After the error bars on position have now been found, we will in all further analysis of the simulations use a new identification radius of 0.25° for the individual channels and the Ka-V and Q-V templates and 0.3° for all other internal templates. This corresponds to a maximum of about $5\sigma^{\text{Pos}}$ (taking the error for the weakest sources); very few sources are expected to be found outside a radius of 5σ . For some channels the $5\sigma^{\text{Pos}}$ distance is less than 0.25 degrees, we still use 0.25 degrees as identification radius in order to include at least 2 pixels on $N_{side} = 512$. When deciding whether a source detected in one channel may be the same source as one detected in another channel at a slightly different position, we will use a maximum distance of $\sqrt{2} \times 5\sigma \approx 0.4^\circ$ for identification taking into account the

5σ error on position for both sources.

We then used 3000 simulated maps to estimate the error σ^A on estimated amplitude now using the new identification radius. We find that the error on the amplitude is independent of its value (but fluctuates around a constant value, due to noise) whereas the error on position grows with decreasing amplitude. To be conservative, we will use the error bars for the weakest sources. The mean error bars on amplitude, the mean value of the error bars on position as well as the error bars on the position for the weakest sources are all shown in table 3 for individual channels and table 4 for the templates (in the latter table we do not list an error on the amplitude, since this is an amplitude difference between two channels which is never used).

Table 3: Some results for the individual channels, based on 3000 simulations

WMAP-channel i	K	Ka	Q	V	W
$\langle\sigma_i^A\rangle[\text{Jy}]^a$	0.165	0.158	0.173	0.225	0.315
σ^{Pos} [arcmin]	3.03	2.88	1.74	1.40	1.24
$\langle\sigma^{Pos}\rangle$ [arcmin]	1.87	1.57	1.29	1.18	0.95
Found total (535 input sources)	424	353	216	87	24
After χ^2 elimination	420	351	215	87	24
Identified	419	350	213	85	22
Unique	82	12	1	0	0
Avg false positives ^b	1.7	1.6	1.9	1.8	1.7
Detected in int.temp	462	448	373	191	65
Amplitude detection limit [Jy]	0.519	0.501	0.491	0.522	0.991
Avg 99% completeness flux, channels [Jy] ^c	1.07	1.59	1.12	1.40	1.79
Avg 99% completeness flux, int. temp. [Jy] ^c	1.01	0.883	0.932	1.09	1.46
Avg 99% completeness flux, combined [Jy] ^c	0.775	0.747	0.830	1.08	1.46

^aNB: this error on the amplitude does not take into account the error of the effective area (used to convert Kelvin to Jansky), since this error is dependent on the value of the amplitude.

^bRepresents the average number of detections not identified with an input source, discrepancies from “After χ^2 elimination” minus “Identified” come from rounding.

^cRepresents the average input flux limit from where 99% of the simulated input sources are detected. “Channels” standing for the sources detected directly in the 5 channels; “int. temp.” for those detected in internal templates and being non-zero in channels at the 3σ level; “combined” those detected in either the channels or the templates.

We compare the mean value of the estimated amplitudes in the simulations with the corresponding input amplitude. We find that the estimated amplitudes are unbiased with

exception of the very weakest sources which are influenced by the Eddington bias (Eddington (1940)). In section 4 we will show how we correct for the Eddington bias in the WMAP data.

In table 3 (for individual channels) and table 4 (for templates) we show the mean number of sources found in the 3000 simulated maps (entry “Found total”). We list both the number of 5σ detections as well as the mean number of sources remaining after the applying the χ^2 acceptance criterion (entry “After χ^2 elimination”). The mean number of these accepted sources which are identified with input sources is also shown (entry “Identified”). The detections which are not identified are found to be either random fluctuations or sources which input position is further than $5\sigma^{\text{Pos}}$ away from the detected position, they are shown in entry “Avg false positives”. We also show the mean number of unique detections (entry “Unique”), for the individual channels this refers to sources which are detected only in one channel, for the templates this refers to sources detected only in one template and no others. A given source is a unique detection in the channels (respectively templates), if no other channel (respectively template) has detected a source within 0.4° from the position of this source, where 0.4° comes from the error on positions as explained above.

It may seem surprising that while the Ka-V and Q-V templates overall detect less sources than the other templates, they detect on average more unique sources, not detected in other templates. The reason for this is that the needlets used for these templates have smaller spatial extension and can hence better resolve point sources which are very close. This is also the reason why there are much less sources which are eliminated by the χ^2 criterion in these two templates; the number of partially overlapping sources is much smaller.

In the same tables, we also show the mean (input) amplitude of the weakest detected sources in the simulations. This is the amplitude limit below which very few sources will be detected. For the internal templates, we show the weakest differences in amplitude rather than the amplitude itself. In the 5 frequency channels, an average of 435 sources are found in total among all the channels, for the templates, the corresponding number is 491. Thus, on average 56 more sources are found in the templates; this indicates that the lower background level (pure noise versus noise+CMB) of the templates increases the number of detections, in spite of the fact that the amplitudes in the templates are differences and not absolute values. The simulations show that this is true for synchrotron sources, in real data we will see that this effect is even stronger and that using the internal templates gives the possibility to discover many more sources than when using only the individual channels.

We also follow up the point sources which are detected in the templates by amplitude measurements at the same position in the individual channels. We first use the two templates with the smallest error in position (Ka-V and Q-V). For all sources detected in these

templates, we look for the maximum amplitude in a radius of 0.25 degrees in the 5 individual channels. For the sources detected only in the remaining 3 templates we use a radius of 0.3 degrees. The radii of 0.25 and 0.3 degrees correspond again to roughly 5 times the error on the position as explained above. In order to make sure that the given source is actually seen in a given channel, we only accept the detection and use the amplitude if it is non-zero at least at the 3σ level. In table 3 we show the number of sources detected by this method in each of the channels.

Finally, we also show in table 3 the average limiting flux from where the detection is 99% complete, meaning from where we detect in average 99% of the source with a greater flux than the reported limit. We report this average completeness limit for the detections directly done in the five WMAP channels, for 5σ detections in the templates which are non-zero at least at the 3σ level in the channels and for the combined unique detections of the two preceding approaches. This shows well how the two approaches are complementing each other.

4. Results on WMAP 7 year data

In table 5 we show the results of the above procedure on the WMAP data. Note that we only search for sources outside the Kq85 galactic mask (to be exact, we use the WMAP point source catalogue mask which is similar but not equal to the Kq85 galactic mask (see Gold et al. (2011))). The table is divided in three parts, first we show the sources detection in the internal templates only, then in the individual channels only and finally the sources detected at 5σ in the templates and then found at more than 3σ amplitude in the channels. In each case we show the number of detections before (entry “Found total”) and after elimination with the above χ^2 criterion (entry “After χ^2 elimination”). For each channel and template we show how many sources are uniquely detected in this particular channel or template (entry “unique”).

In the following, all references to detected sources refer only to those which passed the χ^2 criterion. The table clearly shows the power of using the internal templates. The number of detected sources is substantially increased when including the templates. In total 522 sources were found using the channels only, whereas 2052 were found using the templates only. Overall, 1116 sources are detected in at least one frequency, either as 5σ directly on the map or as 5σ in the template and $\geq 3\sigma$ at the corresponding position in the map. While the number of detected sources in the templates is much larger than in the maps directly, there are still 50 sources which we detect in the channels but not in the internal templates. These are sources which are so close to other sources that they are not resolved by the relatively

large extension of the needlets used in the internal templates; they can only be resolved by the sharper needlets used in the frequency channels.

A bit more detail on how these numbers are obtained:

522 detections in the channels: We start by taking all the detected sources in the K-channel (where we detect most), then we add those detected in the Ka-channel which are not also detected in the K-channel (meaning further than 0.4° from the positions of the detections in K). Then we iterate till the W-channel. Note, this procedure just counts how many different sources we detect, independently of whether they are unique or detected in more than one channel.

2052 detections in templates: Same approach as for the 522 detections in the channels, starting from the sources detected in Ka-V, then adding those not already present iteratively from Q-V, K-W, K-V and K-Ka.

1116 detections in at least one frequency : As for the 5σ detections in the channels we combine the different sources we detect at 5σ in the templates and at 3σ in the channels. We keep all 522 sources detected directly in the channels and add those from the templates which are further than 0.4° from the ones directly detected in the channels.

Note that with a 5σ detection criterion, we would expect about 18 false detection in total considering that we have 5 channels and 5 templates. In the simulations we had an average of 9 false detections in the channels and 8 in the templates. Furthermore, for the sources which are detected at 5σ in the templates only, a total of 2052, one should expect about 6 false 3σ detections for each channel. We therefore expect about 30 false detections among the sources which are only detected at 5σ in the templates and 3σ at the same position in the channels. We exclude some of these by noting that some detections in the V and W band are positive 3σ detections whereas at the same positions in the internal templates K-V and K-W there are positive 5σ detections, meaning that the source should be much stronger in K than in V or W. If at the same position, there is no 2σ detection in neither of the two other bands among Q, V and W, we assume that the detection is due to a fluctuation and is excluded. We find in total 30 such cases.

4.1. Comparison with catalogues at the same frequencies

In order to test our method we will first compare the sources to those found by the WMAP team using the WMAP 7 year PS (Gold et al. (2011)) catalogues, sources found

in the NEWPS_5yr_5s catalogue (Massardi et al. (2009)) based on WMAP 5 year data and the Early Release Compact Source Catalogue (ERCSC) based on Planck observations (Planck Collaboration (2011)) at frequencies 30, 44, 70 and 100 GHz. The WMAP catalogues contain 542 independent sources, the NEWPS_5yr_5s catalogues contains 533 and the ERCSC catalogues contain 705,452,599 and 1381 sources at respectively 30, 44, 70 and 100 GHz (adding up to 1585 distinct sources if we identify them amongst themselves when they are within the identification radius of 0.4°). In our work we have concentrated the search outside the Kq85 galactic mask, the corresponding number of sources found in these three catalogues are thus 536 (WMAP), 430 (NEWPS) and 678 (ERCSC).

Of the 536 sources in the WMAP catalogues, we find 487 (combining individual channels and templates) with our procedure. Of the 49 missing WMAP sources, 24 are detected but rejected by our conservative χ^2 criteria, another 12 are detected but not identified as they are offset by more than our $5\sigma^{\text{Pos}}$ identification radius. Only 13 of the WMAP sources are not detected at all. These are all very weak and close to other stronger sources and therefore not resolved by the needlet coefficients. For the NEWPS catalogue, we find 415 of the 430 sources, the remaining 15 sources are detected but excluded by our χ^2 criterion. Among the 678 ERCSC sources, we detect in total 517 by our procedure. For the 1116 sources which are found either directly at 5σ in the channels or at 5σ in the templates and 3σ in at least one channel, 506 are new sources which are not listed in the WMAP, NEWPS or ERCSC catalogues. In table 5 we show channel by channel the number of sources identified with sources in these three catalogues (entries “Identified in WMAP catal.”, “Identified in NEWPS_5yr_5s” and “Identified in ERSC”).

4.2. Comparison with catalogues at other frequencies

For all these 1116 sources we run the identification procedure with catalogues at other frequencies. In table 6 we show the relevant data. The first column corresponding to the source number, the second and third to right ascension (J2000) and declination in degrees, given by the weighted average of the positions in all frequencies where the source is found. Columns 4 to 8 correspond to the flux densities estimated at the given frequency. For converting the source temperature and errors from Kelvin to Jansky we use the effective beam area and relative error as presented in table 4 of Jarosik et al. (2011). For the very weakest sources, we are unable to correct the flux for Eddington bias due to the low signal-to-noise level (see section 4.3 below). For these sources we use the internal template to estimate the flux as explained in section 4.3. These fluxes are in italic in the table. In the 9th column there are 5 flags, one for each channel, indicating whether

we detected the source at 5σ in the individual channel (“C”), or in the template with a 3σ detection in the channel (“F”) or not at all (“.”). In the 10th column there are flags indicating if the found source is identified with one in a given catalogue in at least one frequency: “W” for WMAP-catalogues, “N” for the NEWPS_5yr_5s-catalogue and P for the ERCSC-catalogues (at 30,44,70,100 GHz only). This table is also available at http://folk.uio.no/frodekh/PS_catalogue/Scodeller_PS_catalogue.txt.

The last 2 columns contain the identification with the GB6 (Gregory et al. (1996)), PMN (Griffith et al (1994, 1995); Wright et al. (1994, 1996)), 1Jy (Kühr et al. 1981) when possible or with the lower frequency catalogues NVSS (Condon et al. (1998)) and SUMSS (Mauch et al. 2003) catalogues counterparts, the offset from the position in the given catalogues, a flag “M” if there are multiple identifications possible (where we took the brightest one) and a flag “A” if the listed counterpart has a flux density below 100 mJy.

Of the 1116 detected sources, 1021 have a 5 GHz counterpart (either GB6 or PMN), counting also the sources identified with ones from (Kühr et al. 1981) there are 1029 having a rather high frequency counterpart. 69 sources have only a counterpart in the NVSS (61) or SUMSS (8) catalogues and 16 sources have no known¹ counterpart. Some of the identifications with weak sources in the catalogues (i.e the ones with flag “A”) may be misidentifications. There are in total 104 sources with this flag. The mean distance between the position of our sources and the counterparts in catalogues is 12.1’. Excluding the sources with a weak counterpart (with flag “A”) the mean distance to the counterpart for the remaining 1012 sources becomes 3.7’, substantially lower than the upper limit for identification (15’).

Among the 16 found sources which have no known counterpart 14 are unique (meaning detected only in one channel) and all 16 new (meaning not in the WMAP, NEWPS_5yr_5s or ERCSC-catalogues), 6 of them are detected in K, 4 in Ka and 1 in Q, 5 in V and 2 in W. With the numbers in mind of false detections due to Gaussian fluctuations at 5σ -level (≈ 1.8 for $N_{side} = 512$), these 16 are most likely spurious detections due to Gaussian fluctuations.

Of the 506 new detections (meaning not in the WMAP, NEWPS_5yr_5s or ERCSC-catalogues) (235,195,8,52) have a counterpart in respectively GB6, PMN, SUMSS and NVSS catalogues and 46 of these have an identification with a weak counterpart (flag “A”). The mean distance to the counterpart for the new detections only is also 12.1’ and if excluding the 46 new sources with flag “A”, it becomes 8.1’. When considering only the sources which do not have flag “A” we see that the mean distance to the counterpart is larger when using

¹where “no known” means that even when there are counterparts in NVSS or SUMSS, but which are below 20 mJy we do not consider it.

only new sources than when using all detected sources. This is to be expected since the new detections tend to be rather weak (most of them are less than 5σ in the channels) and hence resolve the position worse.

4.3. Bias correction

Flux-estimation is subject to the Eddington-bias (Eddington 1940), which has the effect that with a given detection threshold the amplitudes of the weakest sources are over-estimated. Using a power law model ($\propto S^{-1\cdot(1+q)}$ for $S > S_m$ with S being source flux and S_m a minimum flux from where the power law is valid) for the differential number count of galaxies, Herranz et al. (2006) present a Bayesian approach to correct for the bias. Their procedure allows to estimate both the slope of the power law as well as the bias. The method is in two steps:

- estimate the slope via equation:

$$\frac{1}{q} = \frac{1}{N} \cdot \left(\sum_{i=1}^N \left(\ln \left(\frac{S_i^o}{S_m^o} \right) + \ln \left(\frac{1 + \sqrt{1 - 4(1+q)/r_i^2}}{1 + \sqrt{1 - 4(1+q)/r_m^2}} \right) \right) \right), \quad (2)$$

where S_i^o respectively S_m^o are the observed (and hence biased) fluxes respectively minimum flux (which depends on the threshold) and r_i is the observed signal to noise ratio of the source.

This equation can be solved numerically if $r_m^2 \geq 4(1+q)$.

- Then obtain the unbiased fluxes S_i via:

$$S_i = \frac{S_i^o}{2} \left(1 + \sqrt{1 - \frac{4(1+q)}{r_i^2}} \right). \quad (3)$$

For sources detected directly at 5σ in the WMAP-channels we find slopes $1+q$ respectively (2.04,2.07,2.06,2.14,2.12), while for the sources detected in the templates and then found at $\geq 3\sigma$ in the channels (2.04,2.08,2.06,2.15,2.22). The two approaches give values of q in good agreement with each other and with other estimates see for instance, on WMAP-data (Chen & Wright 2009) or (López-Caniego et al. 2007) and other rather high frequency surveys such as ATCA 18 GHz survey (Ricci et al. (2004)), 9C survey at 15GHz (Waldram et al. (2003)) or 33GHz VSA survey (Cleary et al. (2005)).

For sources with very low signal-to-noise ratio (in total for 71 different flux-estimations corresponding to 71 different sources), the likelihood does not have a peak ($r_m^2 < 4(1+q)$)

and equation 2 does not have a solution. In this case we are unable to estimate the bias and therefore also the flux. In order to solve this problem, we use the internal templates where the source has a much higher signal-to-noise ratio. To find the flux in channel c where it is detected, then, if the source is not detected in channel c' (where the distance in frequency between c and c' is as large as possible) we assume that the flux is zero in c' . With this assumption, we can use the amplitude estimated in the internal template and a corresponding bias correction to obtain the amplitude. To test this approach, we used a set of weak sources where we are able to estimate the bias correction with equation 2. For these sources, we estimated the amplitude both directly in the channel and using the internal template approach and found full agreement (within error bars) between the two methods. Nevertheless, in table 6 we have written the fluxes estimated only from the internal templates in italic.

4.4. Some examples

In figure 1 we show 4 projections, all of the same part of the sky. The needlet coefficients for the K and V band maps as well as the internal template Ka-V are shown. For reference we also show the V band temperature map. The sources which are detected (i.e. above 5σ) in the K band are marked with a red circle, the sources which are detected ($\geq 5\sigma$) in a template only and found $\geq 3\sigma$ in the K band are marked with a blue circle. Finally the sources which we detect ($\geq 5\sigma$) in the template but which are below 3σ in the K band are marked with grey circles in the K and V band needlet maps. Comparing the K band coefficients with the coefficients of the template we see clearly how many more sources are seen in the template. Note also that some of the sources detected in the template seem off center in the K band circles. The reason for this is that the circles are made based on the centers detected in the template which due to fluctuations are often displaced with regard to the frequency maps. Looking at the V band coefficients, we see that several of the detected sources are still present but at a much smaller amplitude.

In the figure showing the needlets coefficients for the internal template there are three grey circles. These indicate sources which are detected $\geq 5\sigma$ in the template but then rejected by the χ^2 test. We can clearly see how some of these appear more elongated than the accepted sources and according to the χ^2 test these do not resemble the beam shape; this may indicate that the sources are extended, but also simply that the mean beam shape is not a good approximation in this part of the sky. In figure 2 we show two more examples of sources which are detected but rejected by the χ^2 test. Both of these are detected by the WMAP team; the grey dot indicates the center as detected by WMAP. In the first case

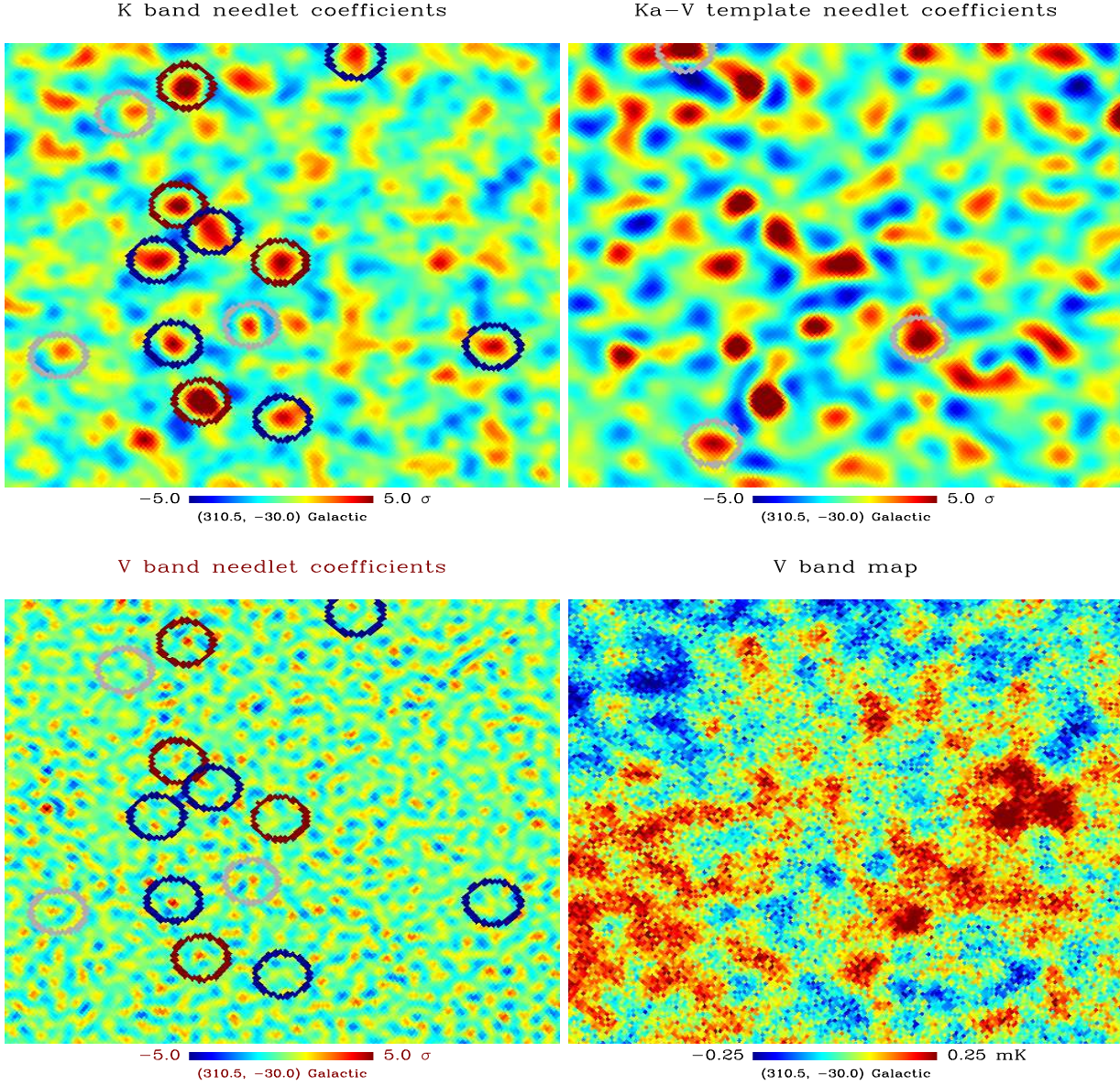


Fig. 1.— All four plots show the same region on the sky. We show the needlet coefficients of the K and V band maps as well as the Ka-V template. We also show the V band map in real space. In the band maps, red circle indicates source at $\geq 5\sigma$ in the K band, blue circle indicate $\geq 5\sigma$ in a template and $\geq 3\sigma$ in the K channel and grey circle means $\geq 5\sigma$ in a template and $< 3\sigma$ in the K channel. In the internal template, the three grey circles indicate sources which are $\geq 5\sigma$ in the template but rejected (considered extended source/foreground) by the χ^2 test.

there seem to be two similar but very close sources, producing the elongated shape which the χ^2 interprets as not being a point source. In the second case there is weak source close to a very strong one; the needlet amplification of the strong source distorts the vicinity of the weak source, making it fail the χ^2 test.

Finally in figure 3 we show an example of one of our new sources which are not listed in the WMAP, NEWPS or ERCSC catalogues, but identified with a 5GHz counter part (in PMN). The source is clearly seen above 5σ in the K-Ka template, but in the figure we see that it is also above 3σ in the V band needlet coefficients.

In figures 4 we highlight the advantage of combining the direct detections with detections in internal templates. Both plots provide the (logarithmic) integral counts for 5σ detections in the channels and for the combination of detections which are either 5σ in the channels or 5σ in the templates and 3σ in the channels. For visibility reasons, the top plot shows these integral counts for the K, Q and W band, while the bottom plot shows them for the Ka and V band. For the direct 5σ detections in the channels we see that our detections are complete approximately till 0.76,0.88,0.95,1.04,1.73 Jansky at respectively K,Ka,Q,V,W channels. For the combined integral counts we obtain complete sets of detections till approximately 0.60,0.64,0.72,0.80,0.84 Jansky in the respective channels. In both plots the lines represent a linear fit to the number counts, starting at the approximate completeness limit (of the combined counts).

5. Conclusions

We have developed a new procedure for detecting point sources in CMB data. First, we use needlet coefficients of the frequency maps optimized for point source detection and second, in addition to the frequency maps having CMB and noise as background we also use needlet coefficients of internal templates where the CMB is eliminated. In the frequency maps, only the sources with the strongest amplitude can be detected. In the internal templates however, the sources with the largest difference in amplitude from one frequency to another are more easily detected. In addition the pure instrumental noise background of the internal templates makes detection easier in many cases. In order to distinguish point sources from extended sources being parts of the diffuse galactic emission, we use χ^2 tests to eliminate point like structures which do not have a beam like shape. In this paper we have applied this new point source detection procedure on the WMAP 7 year data.

We first used the beam and noise properties of the WMAP channels to optimize the kind of needlet to use for point source detection for each of the 5 WMAP frequency channels,

Table 4: Some results for the internal templates, based on 3000 simulations

template i	K-Ka	K-V	K-W	Ka-V	Q-V
σ^{Pos} [arcmin]	3.46	3.31	3.34	2.94	2.65
$\langle \sigma^{Pos} \rangle$ [arcmin]	2.00	1.36	1.36	1.67	2.06
Found total (535 input sources)	494	550	549	481	288
After χ^2 elimination	444	458	460	456	285
Found Identified	442	457	459	455	282
Unique	1	1	0	6	5
Avg false positives ^a	1.8	1.0	1.1	1.8	2.2
amplitude difference, det. limit [$10^{-2}mK$] ^b	3.96	4.67	4.98	5.17	5.76

^aRepresents the average number of detections not identified with an input source, discrepancies from “After χ^2 elimination” minus “Identified” come from rounding.

^bAs previously, the minimum amplitude difference is reported in temperature units rather than Jansky. This is a consequence of the fact that in templates we measure a temperature difference between two channels at different frequencies and hence there is no obvious way to transform such an amplitude to Jansky.

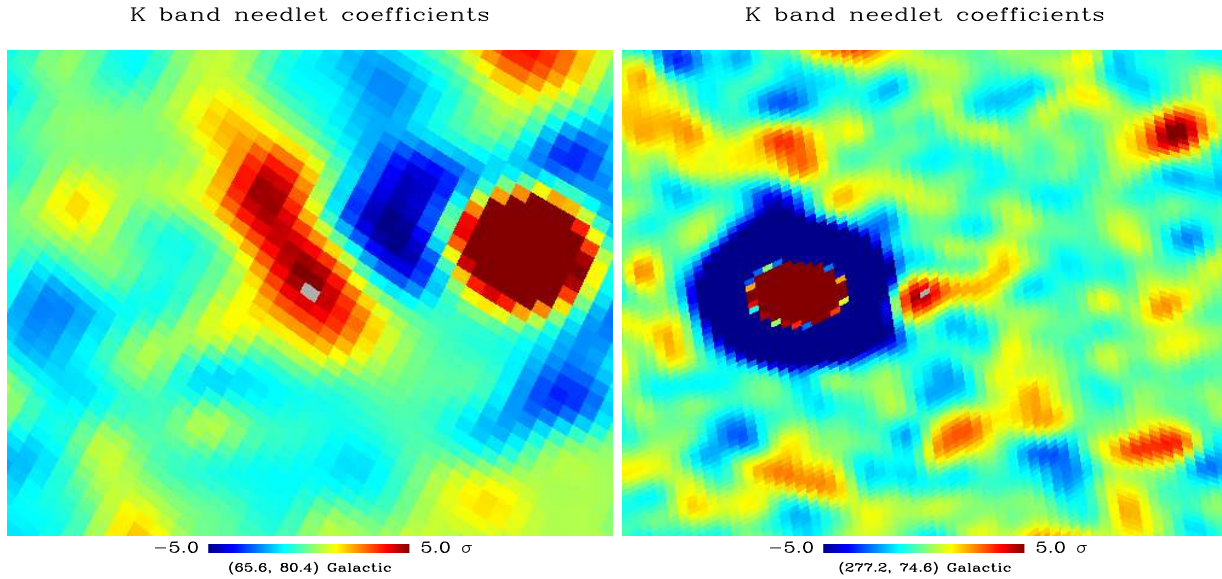


Fig. 2.— The two figures show the needlet coefficients of sources in the K band in two different parts of the sky. Grey dot indicates the source center as detected by the WMAP team. In our procedure these two sources are detected but rejected by the χ^2 test.

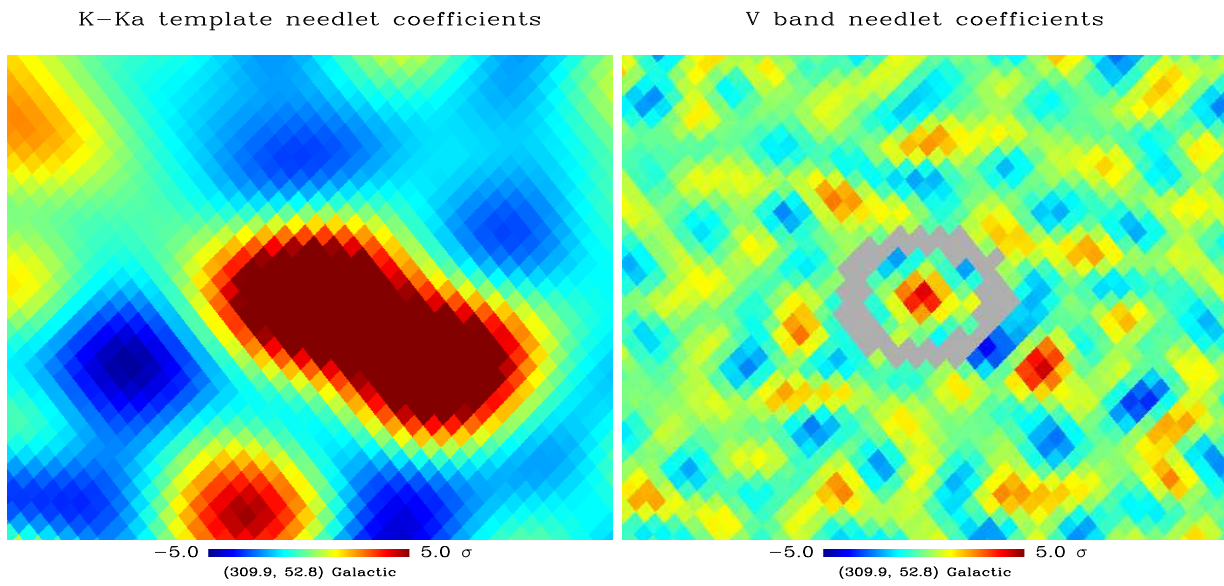


Fig. 3.— The two projections show the same part of the sky. In the center we see one of our new sources (not found in other catalogues taken at the same frequencies, but identified with a source in catalogues at different frequencies) detected in the internal templates and found at $\geq 3\sigma$ in several frequency channels.

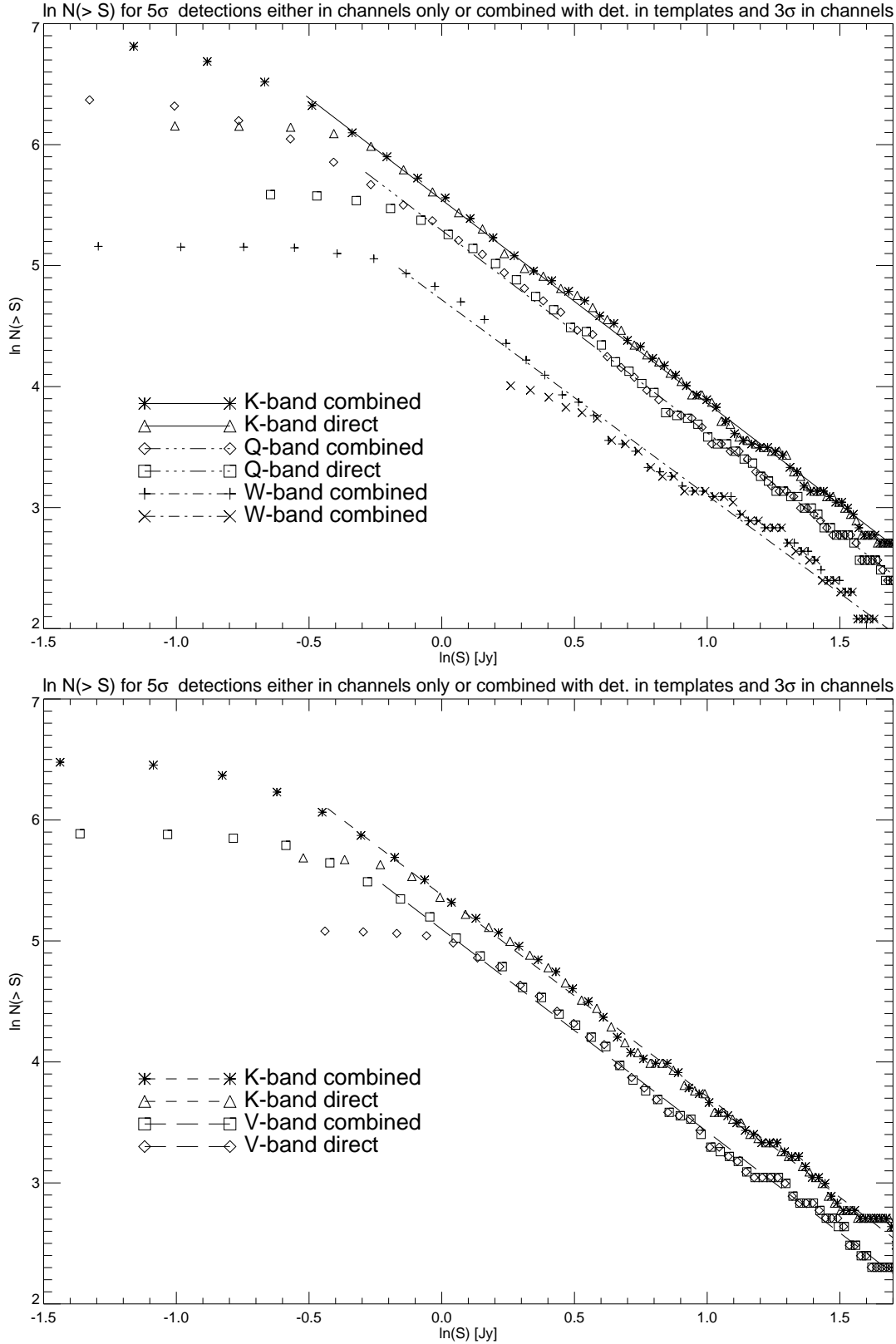


Fig. 4.— Integral number counts of detected sources in WMAP 7 year data. “Direct” means only detections at 5σ in the channels; “combined” means detections either at 5σ in the channels or 5σ in the templates and 3σ in channels. The lines represent a linear fit to the number counts. Top: for K, Q and W band. Bottom: for Ka and V band. NB: counts are

Table 5: Detection, acceptance and identification on WMAP 7-year data

TEMPLATE detected at $\geq 5\sigma$	K-Ka	K-V	K-W	Ka-V	Q-V
Found total	3573	7190	6609	1017	341
After χ^2 elimination	967	1186	1219	633	303
Unique ^a	233	247	262	138	24
Identified in WMAP catal.	335	287	307	393	287
Identified in NEWPS_5yr_5s	295	260	278	330	259
Identified in ERSC	340	316	327	374	270
New sources ^b	561	810	829	185	8
Unique new sources ^c	217	242	253	87	3
CHANNEL detected at $\geq 5\sigma$	K	Ka	Q	V	W
Found total	587	511	385	167	57
After χ^2 elimination	471	295	267	161	55
Unique ^a	174	19	17	3	2
Identified in WMAP catal.	404	282	263	159	54
Identified in NEWPS_5yr_5s	373	274	245	156	52
Identified in ERSC	371	266	252	159	55
New sources ^b	40	7	3	1	0
Unique new sources ^c	40	3	2	1	0
CHANNEL $\geq 3\sigma$, detect. in templ. $\geq 5\sigma$	K	Ka	Q	V	W
Found total $\geq 3\sigma$	916	642	576	356	172
Unique ^a	263	55	55	12	8
Identified in WMAP catal.	455	423	407	292	140
Identified in NEWPS_5yr_5s	400	366	352	270	135
Identified in ERSC	468	426	402	295	144
New sources ^b	360	150	115	37	23
Unique new sources ^c	221	50	48	12	8

^a“Unique” stands for all the sources uniquely detected in the given channel (respectively template), meaning no other detection within 0.4° as for the simulations.

^b“New sources” stands for all the sources found not in any of the 3 sets of catalogues.

^c“Unique new sources” stands for all the sources found only in given template or channel and not in any of the 3 sets of catalogues.

as well as for the 5 internal template combinations with the highest signal-to-noise ratio. We then produced a set of simulated maps with simulated point sources, in order to test the

detection procedure and to estimate error bars on amplitude and position.

We used a 5σ detection limit on the needlet coefficients in the frequency bands as well as in the internal templates. We detected in total 522 sources in the frequency bands only, and 2052 sources in the internal templates only, which all passed the rather conservative χ^2 test. For sources which we detected at 5σ in the frequency maps, or at 5σ in the templates and at the same time $\geq 3\sigma$ in the frequency maps, we estimated flux and position and attempted to identify them with sources found in other catalogues. All these 1116 sources are listed in table 6 of which 1029 have a 5GHz or 1Jy counterpart. Of the remaining, 69 have only lower frequency-catalogues counterparts and 16 have no known lower-frequency counterpart. When comparing to catalogues based on WMAP data (the two catalogues obtained by the WMAP team (Gold et al. (2011)) and the NEWPS catalogues (Massardi et al. (2009))) or other observations at similar frequencies (the ERCSC based on Planck data (Planck Collaboration (2011))), we find 487 sources also found in the WMAP catalogues, 415 also found in the NEWPS_5yr_5s catalogue and 517 found also in the ERCSC (at least one frequency of either 30,44,70,100 GHz). We point out that among the 49 sources in the WMAP catalogues which we do not detect/accept, only 13 are not detected, the remaining are either excluded by the χ^2 test or the position is offset such that we are unable to identify it with our source. Finally, of the 1116 sources in table 6 (also available at http://folk.uio.no/frodekh/PS_catalogue/Scodeller_PS_catalogue.txt), 506 are not identified with sources in any of the catalogue based on WMAP or WMAP-like frequencies, but most are identified with a 5GHz counterpart. And 603 of 1116 sources have not been previously detected in WMAP data.

6. Acknowledgement

FKH acknowledges an OYI grant from the Norwegian Research Council; research by DM is supported by the European Research Council grant n.277742 (*Pascal*). Super computers from NOTUR (The Norwegian metacenter for computational science) have been used in this work. We acknowledge the use of the HEALPix software package Górski et al. (2005) and the Legacy Archive for Microwave Background Data Analysis (LAMBDA) to retrieve the WMAP data set. This research has made use of data obtained from the High Energy Astrophysics Science Archive Research Center (HEASARC), provided by NASA’s Goddard Space Flight Center and of the NASA/IPAC Extragalactic Database (NED) which is operated by the Jet Propulsion Laboratory, California Institute of Technology, under contract with the National Aeronautics and Space Administration.

REFERENCES

- Argüeso F., Salerno, E., Heranz, D., Sanz, J. L., Kuruoglu, E. E. & Kayabol, K., 2011, MNRAS, 414, 410
- Baldi, P., Kerkyacharian, G., Marinucci, D. & Picard, D. 2009a, Ann. Stat., 37, 1150
- Baldi, P., Kerkyacharian, G., Marinucci, D. & Picard, D. 2009b, Bernoulli, 15, 438
- Barreiro, R. B., Sanz, J. L., Herranz, D. & Martínez-González, E., 2003, MNRAS, 342, 119
- Basak, S. & Delabrouille, J., 2011, MNRAS, 419(2), 1163
- Bennett, C. L. et al., 2003, ApJ, 583,1
- Cabella, P., Pietrobon, D., Veneziani, M., Balbi, A., Crittenden, R., de Gasperis, G., Quercellini, C. & Vittorio, N. 2009, MNRAS, 405, 961
- Carvalho, P., Rocha, G. & Hobson, M.P., 2009, MNRAS, 393, 681
- Cayón, L., Sanz, J.L., Barreiro, R.B., Martínez-González, E., Vielva, P., Toffolatti, L., Silk, J., Diego, J.M. & Argüeso, F., 2000, MNRAS 315,757
- Chen, X. & Wright, E. L., 2008, ApJ, 681, 747
- Chen, X. & Wright, E. L., 2009, ApJ, 694,222
- Cleary, K. A. et al., 2005, MNRAS, 360, 340
- Condon, J. J., Cotton, W. D., Greisen, E. W., Yin, Q. F., Perley, R. A., Taylor, G. B. & Broderick, J. J., 1998, AJ, 115, 1693
- De Zotti, G., Toffolatti, L., Argüeso, F., Davies, R. D., Mazzotta, P., Partridge R. B., Smoot, G.F. & Vittorio, N., AIPConf.Proc.476:204-223,1999
- De Zotti, G., Ricci, R., Mesa, D., Silva, L., Mazzotta, P., Toffolatti, L. & González-Nuevo, J., 2005, A& A, 431,893
- Eddington, A.S., 1940, MNRAS,100,354
- Fay , G., Guilloux, F., Betoule, M., Cardoso, J.-F., Delabrouille, J. & Le Jeune, M., 2008, Phys. Rev. D, 78, 083013
- Feeney, S.M., Johnson, M.C., Mortlock, D.J., Peiris, H.V., Phys. Rev. D, vol. 84, Issue 4, id. 043507

- Geller, D. and Mayeli, A., *Math.Z.*, 2009, 263, n.2, ArXiv.0706.3642
- Geller, D. and Mayeli, A. *Indiana Univ. Math. J.*, 2009, 58, n.5, arxiv: 0709.2452
- Gold, B., Odegard, N., Weiland, J. L., et al., 2011, *ApJS*, 192, 15
- González-Nuevo, J. , Argüeso, F., López-Caniego, M., Toffolatti, L., Sanz, J. L., Vielva, P. & Herranz, D., 2006, *MNRAS*, 369, 1603
- Górski, K. M., Hivon, E., Banday, A. J., Wandelt, B. D., Hansen, F. K., Reinecke, M. & Bartelman, M., 2005, *ApJ*, 622, 759
- Gregory, P. C., Scott, W. K., Douglas, K., & Condon, J. J. 1996, *ApJS*, 103,427
- Griffith, M. R., Wright, A. E., Burke, B. F., & Ekers, R. D. 1994, *ApJS*, 90, 179
- Griffith, M. R., Wright, A. E., Burke, B. F., & Ekers, R. D. 1995, *ApJS*, 97, 347
- Hansen, F.K. ,Banday, A.J., Eriksen, H.K., Gorski,K.M & Lilje, P.B., 2006, *APJ*, 648, 784
- Herranz, D., Sanz, J. L., Hobson, M. P., Barreiro, R. B., Diego, J.M., Martínez-González, E. & Lasenby, A. N., 2002, *MNRAS*, 336, 1057
- Herranz, D., Sanz, J. L., López-Caniego, M., González-Nuevo, J., 2006, *Proc. IEEE Symp., Signal Processing and Information Technology*, IEEE, New York, p. 541
- Hobson, M. P., Barreiro, R. B., Toffolatti, L., Lasenby, A. N., Sanz, J. L., Jones, A.W. & Bouchet, F. R., 1999, *MNRAS*, 306, 232
- Hobson, M.P. & McLachlan, C., 2003, *MNRAS*, 338, 765
- Jarosik, N., et al., 2011, *ApJS*, 192, 14
- Kühr, H., Witzel, A., Pauliny-Toth, I. I. K. & Nauber, U., 1981, *A&AS*, 45,367
- Lanz, L. F., Herranz, D., López-Caniego, M., González-Nuevo, J., de Zotti, G., Massardi, M. & Sanz, J. L., arXiv:1110.6877v1
- López-Caniego, M., Herranz, D., González-Nuevo, J., Sanz, J. L., Barreiro, R.B., Vielva, P., Argüeso, F. & Toffolatti, L., 2006, *MNRAS*, 370, 2047
- López-Caniego, M., González-Nuevo, J., Herranz, D., Massardi, M., Sanz, J. L., De Zotti, G., Toffolatti, L. & Argüeso, F., 2007, *ApJS*, 170, 108

- Marinucci, D. and Peccati, G., *Random Fields on the Sphere: Representations, Limit Theorems and Cosmological Applications*, 2011, Cambridge University Press
- Marinucci, D., Pietrobon, D., Balbi, A., Baldi, P., Cabella, P., Kerkyacharian, G., Natoli, P., Picard, D. & Vittorio, N., 2008, MNRAS, 383, 539
- Massardi, M., López-Caniego, M., González-Nuevo, J., Herranz, D., de Zotti, G. & Sanz, J. L., 2009, MNRAS, 392, 733
- Mauch, T., Murphy, T., Buttery, H. J., Curran, J., Hunstead, R. W., Piestrzynski, B., Robertson, J. G. & Sadler, E. M, 2003, MNRAS, 342, 1117
- Narcowich, F.J., Petrushev, P. and Ward, J.D. 2006a, SIAM Journal of Mathematical Analysis 38, 2, 574
- Nie, J.-Y., & Zhang, S.-N., 2007, Chin. J. Astron. Astrophys., 7, 199
- Pietrobon, D., Balbi, A. & Marinucci, D. 2006, Phys. Rev. D, 74, 043524
- Planck Collaboration, 2011, A& A, 536, A7
- Ricci, R. et al., 2004, MNRAS, 354, 305
- Rudjord, O., Hansen, F. K., Lan, X., Liguori, M., Marinucci, D. & Matarrese, S. 2009a, ApJ, 701, 369
- Rudjord, O., Hansen, F. K., Lan, X., Liguori, M., Marinucci, D. & Matarrese, S. 2009b, ApJ, 708, 1321
- Schmitt, J., Starck, J.L., Casandjian, J.M., Fadili, J. & Grenier, I., 2010, arXiv:1003.5613
- Scodeller, S., Rudjord, O., Hansen, F.K., Marinucci, D., Geller, D & Mayeli, A., 2011, ApJ, 733, 121
- Starck, J.L., Murtagh, F., Fadili, J., 2010, *Sparse Signal and Image Processing*, Cambridge University Press
- Tegmark, M. & de Oliveira-Costa, A., 1998, ApJL, 500, L83
- Toffolatti, L., Argüeso Grévez, F., De Zotti, G., Mazzei, P., Franceschini A., Danese, L. & Burigana, C., 1998, MNRAS, 297, 117
- Vikhlinin, A., Forman, W., Jones, C. & Murray, S., 1995, APJ, 451, 542

Waldram, E.M., Pooley, G.G., Grainge, K., Jones, M.E., Saunders, R.D.E., Scott, P.F. & Taylor A.C., 2003, MNRAS, 342, 915

Wright, A. E., Griffith, M. R., Burke, B. F., & Ekers, R. D., 1994, ApJS, 91, 111

Wright, A. E., Griffith, M. R., Hunt, A. J., Troup, E., Burke, B. F., & Ekers, R.D., 1996, ApJS, 103, 145

Table 6. New PS's

#	R.A [°]	Dec.[°]	K [Jy]	Ka [Jy]	Q [Jy]	V [Jy]	W [Jy]	F-flag	C-flag	Cat-ID	Off [']
1	0.855	-15.470	0.82± 0.25	...F	...	PMN J0003-1517	11.1M.
2	0.948	-17.628	0.24±0.05	...	0.56± 0.16	0.66± 0.19	...	F.FF.	...	PMN J0003-1727	12.1M.
3	1.056	-47.584	0.70± 0.16	0.89± 0.19	0.54± 0.14	CCF..	WN.	PMN J0004-4736	4.0..
4	1.079	-11.820	0.38± 0.12	0.66± 0.17	0.59± 0.16	FFF..	..P	PMN J0004-1148	3.7..
5	1.159	20.299	...	0.43± 0.14F...	...	GB6 J0004+2019	1.7..
6	1.530	-6.357	2.33± 0.16	2.47± 0.19	2.28± 0.18	1.96± 0.23	1.14± 0.25	CCCCF	WNP	PMN J0006-0623	2.8M.
7	1.578	38.319	0.50± 0.13	0.79± 0.17	1.07± 0.28	FF..F	..P	GB6 J0005+3820	4.3M.
8	1.697	-0.161	0.45± 0.13	F....	...	PMN J0006-0004	8.3..
9	2.339	-32.588	0.44± 0.13	1.10± 0.30	F...F	...	NVSS J000853-322620	10.7M.
10	2.667	11.009	1.02± 0.16	0.95± 0.18	0.91± 0.17	0.94± 0.22	1.19± 0.30	CFFFF	WNP	GB6 J0010+1058	2.9..
11	2.671	-26.218	...	0.69± 0.17F...	...	PMN J0011-2612	4.4..
12	2.678	17.466	0.52± 0.15F...	...	GB6 J0010+1724	4.0M.
13	2.802	-21.876	0.25±0.05	F....	...	PMN J0010-2157	6.2..
14	2.836	-30.382	0.47±0.06	0.70± 0.23	F...F	...	PMN J0010-3027	11.2..
15	3.211	-39.870	1.22± 0.16	1.00± 0.19	0.68± 0.15	0.77± 0.19	...	CCFF.	WNP	PMN J0013-3954	2.9..
16	3.418	-4.431	0.60± 0.15	F....	...	PMN J0013-0423	4.0..
17	3.427	40.929	0.63± 0.15	0.68± 0.17	0.57± 0.16	FFF..	W.P	GB6 J0013+4051	4.7..
18	3.839	-18.153	0.44± 0.13	0.39±0.08	FF...	...	PMN J0015-1812	5.8M.
19	3.957	-0.169	0.61± 0.15	0.68± 0.17	...	0.88± 0.21	...	FF.F.	...	PMN J0016-0015	7.3..
20	4.871	25.993	0.66± 0.15	0.40±0.09	1.02± 0.18	FFC..	WN.	GB6 J0019+2602	4.0..
21	4.873	20.350	0.95± 0.16	0.94± 0.18	0.65± 0.17	0.83± 0.21	...	CFFF.	WN.	GB6 J0019+2021	2.2M.
22	6.117	-29.389	...	0.49± 0.14F...	...	PMN J0024-2928	5.3..
23	6.202	46.719	0.43± 0.13	F....	...	GB6 J0024+4644	4.7..
24	6.241	39.267	0.50± 0.14	F....	...	GB6 J0025+3919	6.6M.
25	6.395	-26.000	0.89± 0.16	...	0.45± 0.14	C.F.	WNP	PMN J0025-2602	3.9M.
26	6.552	-35.213	1.20± 0.16	1.03± 0.19	1.33± 0.18	1.12± 0.23	...	CCCC.	WN.	PMN J0026-3512	0.1..
27	7.069	-12.645	0.48± 0.13	F....	...	PMN J0028-1251	13.0MA
28	7.362	34.912	0.32± 0.11	F....	...	GB6 J0029+3456	3.2..
29	7.447	5.899	1.12± 0.16	1.03± 0.19	0.70± 0.17	CCF..	WN.	GB6 J0029+0554B	0.8M.
30	8.619	27.904	0.31±0.06	F....	...	GB6 J0034+2754	3.3..
31	9.094	14.546	0.57± 0.16F...	...	GB6 J0035+1438	10.7M.
32	9.531	-2.128	...	0.78± 0.19	1.06± 0.18CC..	WNP	PMN J0038-0207	3.0..
33	9.930	-32.682	0.31± 0.10	0.47± 0.14	1.36± 0.30	FF..F	...	PMN J0040-3243	7.6..
34	10.533	23.325	0.81± 0.16	0.64± 0.17	0.72± 0.17	CCF..	...	GB6 J0042+2319	0.7M.
35	10.561	-84.318	0.59± 0.14	0.44± 0.13	0.79± 0.23	FF..F	..P	PMN J0044-8422	4.9M.
36	10.851	52.109	0.92± 0.16	0.47± 0.14	CF...	WN.	GB6 J0043+5203	3.5..
37	11.527	24.887	...	0.40±0.09F...	..P	GB6 J0046+2456	3.2M.
38	11.916	-42.252	0.61± 0.16	C....	...	SUMSS J004642-42081	12.6M.
39	11.998	-73.225	2.49± 0.16	1.63± 0.19	1.24± 0.18	1.05± 0.23	1.23± 0.27	CCCCF	WNP	PMN J0047-7308	5.5M.
40	12.146	31.991	0.63± 0.15	0.56± 0.16	FF...	...	GB6 J0048+3157	3.5..
41	12.487	-57.608	1.58± 0.16	1.57± 0.19	1.23± 0.18	1.30± 0.23	...	CCCC.	WNP	PMN J0050-5738	2.0M.
42	12.690	-9.485	1.02± 0.16	0.93± 0.19	0.52± 0.15	0.92± 0.21	...	CCFF.	WNP	PMN J0050-0928	1.0..
43	12.753	-6.822	1.16± 0.16	1.18± 0.19	1.52± 0.18	1.37± 0.23	...	CCCC.	WNP	PMN J0051-0650	1.8..
44	12.834	-42.340	...	1.07± 0.19C...	WNP	PMN J0051-4226	6.5..
45	14.167	16.447	...	0.64± 0.17	0.78± 0.17FF..	...	GB6 J0056+1625	4.1..
46	14.430	-1.559	0.97± 0.16	0.78± 0.18	...	0.68± 0.19	...	CF.F.	.NP	PMN J0057-0123	10.3M.
47	14.442	30.410	0.76± 0.16	1.26± 0.19	0.95± 0.18	CCC..	WNP	GB6 J0057+3021	3.4M.
48	14.494	-80.235	...	0.34± 0.11F...	...	PMN J0102-8012	11.1..
49	14.518	-5.670	...	0.70± 0.17	...	0.74± 0.20F.F.	...	PMN J0058-0539	0.5..
50	14.659	0.097	0.57± 0.14	F....	...	PMN J0059+0006	7.1..
51	14.715	-52.259	0.24± 0.08F...	...	PMN J0058-5219	4.0..
52	14.723	6.380	0.38± 0.12	0.66± 0.17	FF...	...	GB6 J0058+0620	5.7M.
53	14.780	-56.970	0.75± 0.16	0.79± 0.19	0.78± 0.18	CCC..	WNP	PMN J0058-5659	3.0..
54	15.175	-72.141	2.98± 0.17	1.55± 0.19	1.25± 0.18	CCC..	WNP	PMN J0059-7210	7.2..
55	15.969	15.189	0.38± 0.12	0.56± 0.17	...	F..F.	...	NVSS J010334+150001	12.1M.
56	16.492	48.347	0.56± 0.14	0.79± 0.19	0.55± 0.16	FCF..	W..	GB6 J0105+4819	2.2M.
57	16.662	-40.589	2.67± 0.17	2.70± 0.19	2.60± 0.18	2.33± 0.23	1.45± 0.34	CCCCC	WNP	PMN J0106-4034	1.7..
58	16.708	32.436	0.54± 0.14	F....	...	GB6 J0107+3224	8.0..
59	17.087	-0.699	0.45± 0.13	0.45± 0.14	FF...	...	PMN J0108-0037	4.8..
60	17.137	13.342	1.47± 0.16	0.94± 0.19	0.85± 0.18	CCC..	WNP	GB6 J0108+1319	5.0M.
61	17.159	1.599	1.80± 0.16	1.55± 0.19	1.50± 0.18	1.44± 0.23	...	CCCC.	WNP	GB6 J0108+0135	0.7M.
62	17.520	76.694	0.47± 0.13	F....	...	NVSS J010940+765116	9.7MA
63	17.891	-13.366	0.47± 0.13	F....	...	PMN J0111-1316	7.5..
64	18.073	22.734	0.43± 0.13	...	0.41± 0.13	0.69± 0.20	...	F.FF.	...	GB6 J0112+2244	2.9M.
65	18.113	35.328	0.61± 0.15	0.67± 0.17	1.03± 0.18	0.66± 0.20	...	FFCF.	W..	GB6 J0112+3522	4.0..
66	18.162	-35.709	0.33± 0.11F..	...	PMN J0113-3551	11.5M.

Table 6—Continued

#	R.A [°]	Dec.[°]	K [Jy]	Ka [Jy]	Q [Jy]	V [Jy]	W [Jy]	F-flag	C-flag	Cat-ID	Off [']
67	18.387	-66.622	0.33± 0.11	F....	...	PMN J0112-6634	7.8..
68	18.431	49.789	0.57± 0.14	0.50± 0.15	0.85± 0.17	1.07± 0.22	...	FFFF.	W.P	GB6 J0113+4948	2.9..
69	18.531	2.504	0.34± 0.11	F....	...	GB6 J0113+0222	9.8M.
70	18.857	-1.477	0.91± 0.16	1.14± 0.19	...	0.55± 0.18	...	CC.F.	WN.	PMN J0115-0127	2.7..
71	19.082	-11.609	1.20± 0.16	0.86± 0.19	1.28± 0.18	1.44± 0.23	...	CCCC.	WNP	PMN J0116-1136	2.0..
72	19.307	-73.295	0.68± 0.16	C....	W.P	PMN J0114-7318	13.1M.
73	19.319	14.154	0.49± 0.14	0.92± 0.18	...	0.65± 0.19	...	FF.F.	..P	GB6 J0117+1418	9.1M.
74	19.726	-21.634	0.85± 0.16	0.42± 0.13	0.59± 0.15	CFF..	WNP	PMN J0118-2141	3.6..
75	19.945	32.038	0.49± 0.14	0.50± 0.15	FF...	...	GB6 J0119+3210	8.9..
76	20.116	-27.065	0.55± 0.14	0.89± 0.19	0.63± 0.16	0.62± 0.18	...	FCFF.	..NP	PMN J0120-2701	2.7..
77	20.449	11.819	1.49± 0.16	1.54± 0.19	1.20± 0.18	CCC..	WNP	PMN J0121+1149	1.8M.
78	20.489	4.333	0.93± 0.16	0.69± 0.17	0.49± 0.15	CFF..	..NP	GB6 J0121+0422	2.3..
79	20.811	79.404	0.38± 0.12	F....	...	NVSS J012808+792846	14.2M.
80	21.155	-51.038	0.29± 0.10	F....	...	PMN J0124-5113	11.5..
81	21.389	-0.159	1.10± 0.16	1.09± 0.19	0.73± 0.17	0.57± 0.18	...	CFFF.	WNP	PMN J0125-0005	3.8M.
82	21.555	-1.451	0.44± 0.05	F....	...	PMN J0126-0123	4.4..
83	21.854	48.892	0.65± 0.14	F....	..P	GB6 J0128+4901	10.4M.
84	23.202	-16.887	1.75± 0.16	1.42± 0.19	1.62± 0.18	1.26± 0.23	1.30± 0.29	CCCCF	WNP	PMN J0132-1654	1.9..
85	23.288	-52.005	0.93± 0.16	1.11± 0.19	CC...	WNP	PMN J0133-5159	0.5M.
86	23.466	-36.437	0.75± 0.16	0.78± 0.16	0.38± 0.12	CFF..	WN.	PMN J0134-3629	5.1M.
87	23.480	30.765	0.60± 0.15	0.41± 0.13	FF...	...	GB6 J0134+3047	8.0MA
88	23.627	-38.698	0.48± 0.13	...	0.64± 0.14	F.F..	..P	PMN J0134-3843	1.5..
89	23.712	52.217	0.60± 0.14	F....	...	NVSS J013528+521100	6.1MA
90	23.970	-40.802	0.53± 0.13	F....	..P	PMN J0136-4044	4.4..
91	24.153	25.260	0.56± 0.18F.	...	GB6 J0137+2521	8.7.A
92	24.245	47.866	3.88± 0.17	3.58± 0.19	3.37± 0.18	3.09± 0.23	1.82± 0.34	CCCCC	WNP	GB6 J0136+4751	0.5..
93	24.365	33.246	0.91± 0.16	0.76± 0.18	0.87± 0.18	CFC..	W.P	GB6 J0137+3309	5.7..
94	24.402	-24.485	1.36± 0.16	1.20± 0.19	1.86± 0.18	1.32± 0.23	1.36± 0.32	CCCCF	WNP	PMN J0137-2430	1.8..
95	24.953	-15.703	0.46± 0.13	F....	...	PMN J0140-1533	9.8..
96	25.312	-9.562	0.66± 0.15	0.70± 0.17	0.57± 0.16	0.89± 0.21	...	FFFF.	..P	PMN J0141-0928	5.6M.
97	25.802	-31.967	0.43± 0.13F.	...	PMN J0143-3201	3.2..
98	26.332	-27.572	0.56± 0.14	0.55± 0.15	0.44± 0.13	FFF..	..P	PMN J0145-2733	3.6..
99	27.082	53.739	0.71± 0.15	F....	...	GB6 J0148+5332	11.8..
100	27.137	19.162	0.50± 0.14	F....	...	GB6 J0148+1905	7.0M.
101	27.292	5.922	0.89± 0.16	0.46± 0.14	0.70± 0.17	0.42± 0.14	0.89± 0.27	CFFFF	WN.	GB6 J0149+0555	3.3..
102	27.879	-17.322	0.33± 0.11	F....	...	PMN J0151-1732	14.6M.
103	28.067	27.811	0.62± 0.17F.	...	GB6 J0151+2744	11.5M.
104	28.107	22.113	1.05± 0.16	1.52± 0.19	1.25± 0.18	1.32± 0.25	...	CCCCF.	WNP	GB6 J0152+2206	1.8..
105	28.249	-33.223	0.43± 0.12	F....	...	PMN J0153-3310	3.3..
106	28.597	-51.060	0.36± 0.12F.	...	PMN J0154-5107	4.4..
107	28.960	-41.009	0.52± 0.13	F....	...	PMN J0155-4048	12.2..
108	29.503	-45.965	0.62± 0.14	F....	..P	PMN J0157-4600	9.4..
109	29.846	50.605	0.41± 0.05	F....
110	29.961	-30.847	...	0.23± 0.06F.	...	PMN J0200-3053	5.5M.
111	30.214	-14.051	0.59± 0.18F.	...	PMN J0200-1356	7.0..
112	30.216	3.504	0.50± 0.14	0.54± 0.16	FF...	...	GB6 J0200+0322	7.9M.
113	30.516	-11.567	0.52± 0.14	0.71± 0.17	FF...	..P	PMN J0201-1132	2.4..
114	31.193	15.252	1.25± 0.16	1.34± 0.19	1.19± 0.18	1.07± 0.21	...	CCCCF.	WNP	GB6 J0204+1514	1.4..
115	31.287	-17.060	0.90± 0.16	0.99± 0.19	1.20± 0.18	0.89± 0.20	...	CCCCF.	WNP	PMN J0204-1701	3.4..
116	31.297	32.205	1.98± 0.16	2.04± 0.19	1.61± 0.18	0.66± 0.20	...	CCCCF.	WNP	GB6 J0205+3212	1.5..
117	31.313	-33.468	0.59± 0.14	0.19± 0.06	FF...	...	PMN J0204-3328	9.8M.
118	31.680	-38.866	0.43± 0.12F.	...	PMN J0207-3857	8.2..
119	31.969	-0.870	0.50± 0.14	F....	...	PMN J0208-0047	9.5..
120	32.712	-51.009	2.85± 0.17	3.01± 0.19	3.07± 0.18	2.90± 0.23	2.15± 0.34	CCCCC	WNP	PMN J0210-5101	0.9..
121	33.562	-61.793	0.68± 0.14	0.59± 0.17FF.	...	PMN J0214-6149	2.0..
122	33.732	20.221	0.60± 0.15	F....	...	GB6 J0215+2000	12.8..
123	33.798	-13.125	0.61± 0.14	F....	...	PMN J0215-1259	10.1M.
124	34.051	-2.346	0.53± 0.14	F....	...	PMN J0215-0222	7.9..
125	34.180	-47.764	0.49± 0.05	F....	...	PMN J0216-4749	3.4..
126	34.198	-32.792	...	0.49± 0.14	0.62± 0.14	0.57± 0.16FF.	...	PMN J0216-3247	0.4..
127	34.273	8.700	0.61± 0.15	0.68± 0.17	0.66± 0.17	FFF..	..P	GB6 J0217+0837	5.7..
128	34.274	-8.327	0.48± 0.13	...	0.65± 0.16	F.F..	..N.	PMN J0217-0820	1.4..
129	34.501	1.711	1.38± 0.16	0.91± 0.19	...	0.46± 0.15	...	CC.F.	WNP	GB6 J0217+0144	3.6..
130	34.517	-18.939	0.56± 0.14	F....	...	PMN J0217-1851	10.6.A
131	34.779	-36.537	...	0.44± 0.13F.	...	PMN J0219-3626	5.9M.
132	34.998	12.951	0.42± 0.13	F....	...	GB6 J0219+1245	14.3.A
133	35.237	35.901	1.23± 0.16	0.88± 0.19	0.99± 0.18	0.85± 0.22	...	CCCCF.	WNP	GB6 J0221+3556	2.8..

Table 6—Continued

#	R.A [°]	Dec.[°]	K [Jy]	Ka [Jy]	Q [Jy]	V [Jy]	W [Jy]	F-flag	C-flag	Cat-ID	Off [']
134	35.330	-63.506	0.47± 0.13	0.34± 0.11	FF...	...	PMN J0220-6330	2.9..
135	35.667	-34.711	0.98± 0.16	0.62± 0.14	CF...	WNP	PMN J0222-3441	3.8..
136	35.734	43.068	1.94± 0.16	1.39± 0.19	1.62± 0.18	0.98± 0.21	...	CCCCF.	WNP	GB6 J0223+4259	5.8M.
137	35.735	50.629	0.93± 0.16	C....	..P	GB6 J0222+5039	3.1MA
138	36.059	-23.190	0.64± 0.16	0.54± 0.15	CF...	...	PMN J0225-2312	11.1M.
139	36.109	7.057	0.73± 0.15	F....	..P	GB6 J0224+0659	4.0..
140	36.452	34.376	0.92± 0.16	C....	..NP	GB6 J0226+3421	4.6M.
141	36.815	-30.501	0.37± 0.12	F....	...	PMN J0227-3037	8.0M.
142	37.182	-78.748	0.76± 0.18C..	W..	PMN J0229-7847	3.9M.
143	37.205	-3.641	0.47± 0.14F..	...	PMN J0228-0337	1.4..
144	37.559	40.510	...	0.52± 0.15	...	0.85± 0.21F.F.	...	GB6 J0230+4032	6.3..
145	37.795	-47.745	0.63± 0.14	0.75± 0.16	0.75± 0.14	1.19± 0.23	...	FFFC.	WNP	PMN J0231-4746	1.3..
146	37.945	13.355	1.36± 0.16	0.92± 0.20	1.04± 0.18	0.63± 0.19	...	CFCF.	WNP	GB6 J0231+1323	1.8..
147	38.106	26.452	0.50± 0.14	0.81± 0.19	FF...	...	GB6 J0232+2628	1.7M.
148	38.365	7.392	0.66± 0.15	F....	...	NVSS J023305+071933	6.8MA
149	38.438	34.471	0.49± 0.14	0.58± 0.18	...	F..F.
150	38.743	48.143	0.61± 0.18F.	...	NVSS J023422+481448	8.6MA
151	39.112	-29.833	0.67± 0.16	C....	...	PMN J0236-2954	4.4..
152	39.258	-19.437	...	0.29± 0.10F..	...	PMN J0237-1932	11.7M.
153	39.489	28.804	3.67± 0.17	3.15± 0.19	3.25± 0.18	3.02± 0.23	2.26± 0.34	CCCCC	WNP	GB6 J0237+2848	1.1M.
154	39.693	16.635	1.44± 0.16	1.65± 0.19	1.57± 0.18	1.69± 0.23	...	CCCC.	WNP	GB6 J0238+1637	2.1..
155	39.967	-23.100	0.54± 0.16	...	0.59± 0.15	C.F..	...	PMN J0240-2309	5.0..
156	39.992	4.246	0.60± 0.14	0.95± 0.19	0.62± 0.16	FCF..	..N.	GB6 J0239+0416	2.5..
157	40.032	-2.658	...	0.49± 0.15	0.55± 0.16FF..	..P	PMN J0239-0234	7.3..
158	40.331	-8.248	1.03± 0.16	0.55± 0.15	0.49± 0.14	CFF..	WNP	PMN J0241-0815	3.5..
159	40.669	10.999	0.82± 0.16	0.76± 0.19	0.84± 0.18	0.63± 0.19	...	CFFF.	W.P	GB6 J0242+1101	3.1..
160	40.730	0.170	0.78± 0.16	0.52± 0.17	...	C..F.	..N.	PMN J0242-0000	11.5..
161	40.823	-5.642	0.48± 0.14F..	...	PMN J0243-0550	12.5..
162	41.356	-45.005	0.46± 0.13	0.75± 0.16	0.59± 0.13	FFF..	WN.	PMN J0245-4459	5.2..
163	41.570	-46.895	0.47± 0.13F..	..P	PMN J0246-4651	3.7..
164	42.401	6.571	0.68±0.07	F....	...	GB6 J0248+0641	12.1..
165	42.912	43.269	0.82± 0.16	0.57± 0.16	0.52± 0.15	CFF..	...	GB6 J0251+4315	1.1..
166	43.064	17.304	0.47± 0.14	F....	...	GB6 J0252+1718	1.8..
167	43.265	-0.175	0.44± 0.14F..	...	NVSS J025248-002033	10.7MA
168	43.269	-22.337	...	0.51± 0.15F..	..P	PMN J0252-2219	3.9..
169	43.355	0.215	0.46± 0.13	F....	...	PMN J0253+0006	6.9..
170	43.382	-54.706	2.44± 0.16	2.03± 0.19	2.12± 0.18	1.85± 0.23	1.85± 0.34	CCCCC	WNP	PMN J0253-5441	0.7..
171	44.558	-25.502	0.35± 0.11F..	...	PMN J0258-2529	0.7..
172	44.890	-0.282	1.17± 0.16	1.21± 0.19	0.52± 0.15	CCF..	WNP	PMN J0259-0020	3.4..
173	44.899	7.829	0.82± 0.16	C....	...	GB6 J0259+0747	2.9M.
174	45.921	47.304	0.79± 0.16	0.74± 0.17	0.44± 0.14	CFF..	WNP	GB6 J0303+4716	2.2..
175	45.962	-62.201	1.61± 0.16	1.67± 0.19	1.34± 0.18	1.45± 0.23	0.81± 0.24	CCCCF	WNP	PMN J0303-6211	0.6..
176	46.133	-79.093	0.45±0.05	F....	...	PMN J0303-7914	9.7..
177	46.193	33.803	0.40± 0.12	0.72± 0.17	0.88± 0.18	FFC..	W..	GB6 J0304+3348	1.3..
178	46.988	-48.872	0.13±0.05F..	...	PMN J0307-4857	6.2..
179	47.084	4.105	1.34± 0.16	1.33± 0.19	0.99± 0.18	0.59± 0.18	...	CCCF.	WNP	GB6 J0308+0406	1.5..
180	47.298	10.459	1.03± 0.16	1.03± 0.20	1.04± 0.18	1.22± 0.23	...	CFCC.	WNP	GB6 J0309+1029	2.7..
181	47.486	-61.041	1.04± 0.16	0.70± 0.19	0.66± 0.14	0.83± 0.18	...	CCFF.	WNP	PMN J0309-6058	3.9..
182	47.677	38.263	...	1.07± 0.19	0.76± 0.18CC..	...	GB6 J0310+3814	1.7M.
183	47.746	47.332	0.86± 0.26F	...	GB6 J0311+4720	4.1A
184	48.035	-76.903	1.07± 0.16	1.10± 0.19	1.10± 0.18	0.59± 0.16	0.64± 0.20	CCCCF	WNP	PMN J0311-7651	2.4..
185	48.213	1.665	0.70± 0.16	0.67± 0.18	1.02± 0.18	FFF..	WN.	GB6 J0312+0132	7.2..
186	48.652	-65.793	...	0.45± 0.14	0.56± 0.13FF..	...	PMN J0314-6548	2.1..
187	49.728	16.598	0.40± 0.13	F....	...	GB6 J0318+1628	7.4..
188	49.975	41.522	12.63± 0.18	9.90± 0.20	8.65± 0.19	6.93± 0.23	4.18± 0.34	CCCCC	WNP	GB6 J0319+4130	1.4..
189	50.757	-37.218	12.16± 0.18	5.52± 0.19	3.07± 0.18	1.25± 0.23	...	CCCC.	WNP	1Jy 0320-37	5.2..
190	51.363	22.388	0.79± 0.16	0.77± 0.18	0.92± 0.21	FFF..	WNP	GB6 J0325+2223	2.4M.
191	51.864	6.617	0.58± 0.15	...	0.62± 0.17	F..F.	...	GB6 J0327+0641	6.5..
192	51.953	0.757	0.58± 0.16F..	...	GB6 J0327+0044	2.9..
193	52.031	2.537	0.67± 0.16	0.64± 0.18	0.81± 0.23	FF..F	...	GB6 J0327+0233	3.7..
194	52.248	29.076	0.55± 0.14	F....	...	GB6 J0328+2859	8.5A
195	52.303	-28.959	...	0.31± 0.11F..	...	NVSS J032923-285512	3.3MA
196	52.441	-23.920	1.22± 0.16	1.26± 0.19	1.13± 0.18	0.77± 0.18	...	CCCF.	WNP	PMN J0329-2357	2.6M.
197	53.354	-44.396	0.71± 0.15	F....	...	SUMSS J033343-44204	4.5MA
198	53.583	-40.144	1.28± 0.16	1.18± 0.19	1.54± 0.18	1.30± 0.23	1.14± 0.28	CCCCF	WNP	PMN J0334-4008	1.3..
199	54.217	-12.999	0.82± 0.16	0.62± 0.16	0.73± 0.16	CFF..	WNP	PMN J0336-1302	4.7..
200	54.272	-36.282	0.63± 0.14	0.54± 0.14	0.35± 0.11	FFF..	W.P	PMN J0336-3615	2.7..

Table 6—Continued

#	R.A [°]	Dec.[°]	K [Jy]	Ka [Jy]	Q [Jy]	V [Jy]	W [Jy]	F-flag	C-flag	Cat-ID	Off [']
201	54.872	-1.748	2.52± 0.16	2.41± 0.19	2.38± 0.18	2.02± 0.23	1.83± 0.34	CCCC	WNP	PMN J0339-0146	1.8M.
202	55.129	-21.385	1.11± 0.16	0.91± 0.19	0.97± 0.18	1.31± 0.23	...	CCCC.	WNP	PMN J0340-2119	3.7M.
203	55.410	21.740	0.74± 0.16	F....	...	NVSS J034106+213616	10.9MA
204	55.871	-25.477	0.41± 0.12	...	0.46± 0.13	F.F..	...	PMN J0343-2530	2.6..
205	56.335	12.334	0.94± 0.16	C....	...	GB6 J0345+1218	4.7..
206	56.758	-34.463	0.55± 0.13	F....	...	PMN J0346-3422	7.8M.
207	57.143	-27.818	1.23± 0.16	0.87± 0.19	0.98± 0.18	1.41± 0.23	0.94± 0.25	CCCCF	WNP	PMN J0348-2749	1.4..
208	57.175	-16.226	0.55± 0.14	0.70± 0.17	0.91± 0.18	1.14± 0.23	...	FFCC.	W.P	PMN J0348-1610	3.5..
209	57.403	-21.056	0.39± 0.12F..	...	PMN J0349-2102	4.8..
210	57.426	40.731	...	0.23± 0.07F..	...	NVSS J035019+405127	10.3MA
211	57.958	-51.817	0.39± 0.12	F....	...	PMN J0351-5142	7.2M.
212	58.082	-25.186	0.52± 0.13	...	0.41± 0.12	F.F..	..P	PMN J0352-2514	4.3..
213	58.231	84.689	...	0.35± 0.12F..
214	59.663	10.448	1.09± 0.16	0.91± 0.19	0.80± 0.19	CCF..	WNP	GB6 J0358+1026	4.1..
215	60.676	-31.775	0.54± 0.14	0.47± 0.07	0.68± 0.14	...	1.23± 0.27	FFF.F	..P	PMN J0402-3147	4.7..
216	60.781	25.973	0.68± 0.16	...	0.75± 0.18	0.81± 0.21	...	C.FF.	W.P	GB6 J0403+2600	1.7..
217	60.934	-24.793	0.31± 0.05	0.40± 0.12	0.50± 0.13	FFF..	...	PMN J0403-2444	3.4..
218	60.996	-36.084	2.98± 0.17	3.10± 0.19	2.93± 0.18	2.85± 0.23	3.14± 0.34	CCCC	WNP	PMN J0403-3605	1.2..
219	61.397	-13.081	1.99± 0.16	1.34± 0.19	1.82± 0.18	1.30± 0.23	...	CFCC.	WNP	PMN J0405-1308	3.4..
220	61.742	-38.423	1.24± 0.16	1.25± 0.19	0.96± 0.18	0.67± 0.16	...	CCCF.	WNP	PMN J0406-3826	1.0..
221	61.921	-33.059	0.31± 0.10	0.34± 0.11	...	0.66± 0.17	...	FF.F.	..P	PMN J0407-3303	1.4..
222	61.970	-12.273	0.79± 0.16	0.67± 0.17	1.16± 0.18	0.88± 0.21	...	CFFF.	W.P	PMN J0407-1211	5.0..
223	62.167	-75.102	0.80± 0.16	C....	WNP	PMN J0408-7507	1.3M.
224	62.215	-6.166	0.57± 0.14	F....	...	PMN J0408-0600	9.5.A
225	62.318	12.232	0.65± 0.16	C....	...	GB6 J0409+1217	4.2..
226	62.323	30.585	1.16± 0.16	F....	...	GB6 J0409+3046	11.5M.
227	62.767	76.938	1.06± 0.16	0.99± 0.19	0.60± 0.14	CCF..	WNP	1Jy 0403+76	1.2..
228	63.218	11.098	0.89± 0.16	C....	...	GB6 J0413+1112	13.4..
229	64.055	-20.884	1.01± 0.16	0.33± 0.11	0.54± 0.14	0.75± 0.19	...	CFFF.	WN.	PMN J0416-2056	3.9..
230	64.087	-18.895	0.70± 0.15	0.63± 0.16	0.38± 0.12	FFF..	..P	PMN J0416-1851	4.2..
231	64.581	28.361	2.05± 0.34C	..P	GB6 J0417+2821	10.1.A
232	65.296	10.452	0.56± 0.14	F....	...	GB6 J0421+1020	11.7.A
233	65.838	-1.333	7.72± 0.17	7.38± 0.19	6.83± 0.19	6.37± 0.23	5.42± 0.34	CCCC	WNP	PMN J0423-0120	1.5..
234	65.841	2.297	1.22± 0.16	0.63± 0.17	CF...	WNP	GB6 J0422+0219	7.5M.
235	66.191	0.603	1.44± 0.17	1.63± 0.19	1.38± 0.18	1.00± 0.22	0.64± 0.21	FCCFF	WNP	GB6 J0424+0036	0.2M.
236	66.225	-37.946	...	0.97± 0.19	1.36± 0.16	1.62± 0.23CFC.	WNP	PMN J0424-3756	2.4..
237	66.653	5.257	0.59± 0.15	0.59± 0.16	...	0.62± 0.19	...	FF.F.	...	GB6 J0426+0518	3.1..
238	67.121	-37.922	1.37± 0.16	1.15± 0.19	1.07± 0.18	1.02± 0.23	1.25± 0.30	FFCCF	WNP	PMN J0428-3756	2.5M.
239	67.222	-53.717	0.35± 0.11	F....	...	PMN J0429-5349	6.6M.
240	68.290	-50.991	...	0.35± 0.12F..	...	PMN J0432-5109	12.5..
241	68.321	5.383	2.86± 0.17	2.76± 0.19	2.73± 0.18	2.47± 0.23	2.15± 0.34	CCCC	WNP	GB6 J0433+0521	2.3..
242	69.386	-29.961	0.39± 0.12	F....	...	PMN J0437-2954	3.7..
243	69.660	-12.873	0.64± 0.15	1.02± 0.19	FC...	WN.	PMN J0438-1251	1.6M.
244	69.742	-45.392	0.52± 0.14	...	0.32± 0.11	F.F..	..P	PMN J0439-4522	1.4..
245	70.102	-43.576	2.32± 0.16	1.56± 0.19	1.44± 0.18	1.02± 0.19	...	CCCF.	WNP	PMN J0440-4332	2.0..
246	70.734	-0.303	1.03± 0.16	0.89± 0.19	1.39± 0.18	0.88± 0.22	1.17± 0.31	CCCF	WNP	PMN J0442-0017	4.4..
247	71.096	-28.268	0.77± 0.16	C....	...	PMN J0444-2809	7.1M.
248	71.791	-6.063	0.92± 0.18C..	...	NVSS J044809-060147	14.9MA
249	71.856	9.846	0.79± 0.16	C....	...	GB6 J0448+0950	14.1M.
250	71.924	-39.057	0.46± 0.13	F....	...	NVSS J044742-390959	6.6M.
251	72.171	-21.164	0.57± 0.15F..	...	PMN J0448-2109	5.4..
252	72.434	-81.034	1.66± 0.16	1.63± 0.19	1.38± 0.18	1.29± 0.23	1.24± 0.26	CCCCF	WNP	PMN J0450-8100	1.4..
253	72.512	43.348	1.10± 0.29F	...	GB6 J0448+4328	14.9.A
254	72.595	-74.323	0.31± 0.04	F....	...	PMN J0448-7417	6.6..
255	73.319	-28.125	1.79± 0.16	1.59± 0.19	1.25± 0.18	1.33± 0.23	1.02± 0.26	CCCCF	WNP	PMN J0453-2807	0.3..
256	73.878	-20.610	0.40± 0.12	F....	...	PMN J0455-2034	2.9..
257	73.973	-46.274	4.26± 0.17	4.28± 0.19	4.34± 0.18	3.58± 0.23	2.75± 0.34	CCCC	WNP	PMN J0455-4616	0.5..
258	74.271	-23.392	2.68± 0.17	2.71± 0.19	2.27± 0.18	1.96± 0.23	1.54± 0.34	CCCC	WNP	PMN J0457-2324	1.5..
259	74.278	6.772	0.56± 0.14	0.82± 0.18	0.65± 0.17	FFF..	W.P	GB6 J0457+0645	1.0M.
260	75.284	-2.034	1.06± 0.16	1.16± 0.19	0.91± 0.18	1.04± 0.23	...	CCCF.	WNP	PMN J0501-0159	2.9M.
261	75.772	2.081	0.46± 0.13	...	0.61± 0.17	F.F..	...	GB6 J0503+0202	4.3..
262	75.794	6.067	0.69± 0.15	F....	...	GB6 J0502+0609	14.6M.
263	75.906	42.632	...	0.60± 0.16F..	...	NVSS J050324+422825	9.8MA
264	75.933	-56.377	0.60± 0.17F..
265	76.307	5.054	0.78± 0.18C..	..P	GB6 J0505+0459	4.2..
266	76.310	-29.373	0.56± 0.14	F....	...	PMN J0505-2931	12.7..
267	76.568	-6.556	1.02± 0.16	C....	W..	PMN J0506-0645	12.0MA

Table 6—Continued

#	R.A [°]	Dec.[°]	K [Jy]	Ka [Jy]	Q [Jy]	V [Jy]	W [Jy]	F-flag	C-flag	Cat-ID	Off [']
268	76.611	-3.353	0.80± 0.16	C....	..P	PMN J0506-0329	8.7.A
269	76.749	-61.149	2.26± 0.16	1.78± 0.19	1.77± 0.18	0.99± 0.23	...	CCCC.	WNP	PMN J0506-6109	2.1M.
270	77.378	5.635	...	0.46± 0.14F...	...	GB6 J0509+0541	3.8..
271	77.722	-31.734	0.34± 0.11	...	0.49± 0.14	F.F..	W.P	PMN J0510-3142	2.1..
272	77.732	-4.839	1.13± 0.23C.
273	78.304	0.973	0.79± 0.16	...	0.40± 0.13	C.F..	...	GB6 J0514+0056	13.6M.
274	78.424	-21.988	1.17± 0.16	0.83± 0.19	0.68± 0.16	...	0.91± 0.25	CCF.F	WN.	PMN J0513-2159	1.7..
275	78.488	-20.231	0.70± 0.14	F....	W..	PMN J0513-2016	4.4..
276	78.693	-45.946	0.83± 0.18C..	WNP	PMN J0515-4556	10.1M.
277	79.286	-16.156	0.49± 0.13	F....	...	PMN J0516-1603	14.3M.
278	79.293	-62.169	0.58± 0.13	0.70± 0.15	0.56± 0.18	0.33± 0.11	...	FFCF.	W.P	PMN J0516-6207	4.4..
279	79.442	45.450	0.49± 0.15F..	W..	GB6 J0517+4536	10.4M.
280	79.962	-45.783	7.36± 0.17	5.40± 0.19	4.81± 0.18	3.79± 0.23	2.48± 0.34	CCCCC	WNP	PMN J0519-4546a	2.5M.
281	80.471	-17.647	0.37± 0.12	F....	...	PMN J0521-1737	7.2M.
282	80.758	-36.462	4.65± 0.17	4.00± 0.19	4.15± 0.18	3.71± 0.23	3.98± 0.34	CCCCC	WNP	PMN J0522-3628	0.6..
283	80.932	-56.910	...	0.41± 0.13F...	...	PMN J0524-5658	8.8M.
284	81.250	-23.630	0.75± 0.16	0.79± 0.19	0.63± 0.15	0.65± 0.16	...	CCFF.	W.P	PMN J0525-2338	1.3M.
285	81.480	-48.439	1.02± 0.16	1.18± 0.19	0.69± 0.16	CCF..	WNP	PMN J0526-4830	5.5M.
286	81.610	55.885	0.58± 0.14	F....	...	GB6 J0525+5559	7.9..
287	81.846	-12.691	1.52± 0.16	1.61± 0.19	1.51± 0.18	1.21± 0.23	0.84± 0.26	CCCCF	WNP	PMN J0527-1241	1.1..
288	82.426	-25.129	0.71± 0.14	F....	.N.	PMN J0530-2503	7.3M.
289	83.065	-26.731	0.50± 0.13	F....	...	NVSS J053206-264029	3.9M.
290	83.296	48.408	0.93± 0.16	1.25± 0.19	1.13± 0.18	0.96± 0.22	...	CCCF.	WNP	GB6 J0533+4822	1.7M.
291	83.693	-61.166	0.59± 0.16	C....	W.P	PMN J0534-6121	11.9M.
292	84.090	-34.033	0.47± 0.13	0.59± 0.16	...	F..F.	W..	PMN J0536-3401	1.6..
293	84.301	-66.165	0.36± 0.11	0.64± 0.14	FF...	W.P	PMN J0535-6601	12.1M.
294	84.712	-44.079	5.98± 0.17	6.39± 0.19	6.71± 0.19	6.23± 0.23	5.50± 0.34	CCCCC	WNP	PMN J0538-4405	0.4..
295	84.879	-11.676	...	0.62± 0.19C...	...	NVSS J053906-113004	12.1MA
296	84.932	-28.657	0.64± 0.16	0.64± 0.16	0.66± 0.14	0.78± 0.19	...	CCFF.	WNP	PMN J0539-2839	2.3M.
297	85.243	-54.314	1.27± 0.16	1.47± 0.19	1.26± 0.18	0.98± 0.23	...	CCCC.	WNP	PMN J0540-5418	1.7..
298	85.521	47.582	0.80± 0.16	0.65± 0.17	0.49± 0.14	CCF..	W..	GB6 J0541+4729	6.1..
299	85.577	49.808	1.93± 0.16	1.32± 0.19	1.36± 0.18	0.76± 0.20	...	CCCF.	WNP	GB6 J0542+4951	3.9..
300	85.661	-73.534	0.53± 0.13	0.68± 0.14	0.47± 0.12	FF..	W..	PMN J0541-7332	3.4..
301	86.566	-64.246	0.42± 0.12	...	0.43± 0.11	0.40± 0.12	...	F.FF.	...	PMN J0546-6415	3.0..
302	87.521	-40.725	...	0.52± 0.14F...	...	PMN J0549-4051	10.8..
303	87.577	-57.556	1.34± 0.16	0.86± 0.19	0.92± 0.18	0.71± 0.17	...	CCCF.	WNP	PMN J0550-5732	1.6M.
304	87.824	-12.188	0.26± 0.05F.	...	PMN J0552-1206	12.8MA
305	87.990	37.736	1.24± 0.16	1.02± 0.19	CC...	W..	GB6 J0552+3754	11.0M.
306	88.891	39.812	3.07± 0.17	1.91± 0.19	1.79± 0.18	1.51± 0.23	...	CCCC.	WNP	GB6 J0555+3948	0.4..
307	89.385	39.330	0.58± 0.16	C....
308	89.414	-13.241	0.86± 0.16	0.89± 0.19	CC...	.NP	PMN J0558-1317	6.5..
309	89.824	58.175	0.44± 0.13	F....	...	GB6 J0559+5804	6.4..
310	90.080	-39.528	0.65± 0.15F..	..P	PMN J0600-3937	5.9M.
311	90.952	-31.796	0.22± 0.05	0.57± 0.15	FF...	...	PMN J0604-3156	9.9M.
312	91.378	40.450	0.88± 0.16	0.55± 0.16	0.93± 0.18	...	1.22± 0.30	CCF.F	W.P	GB6 J0605+4030	4.9..
313	91.839	67.301	1.02± 0.16	...	0.65± 0.15	0.66± 0.17	...	C.FF.	WN.	GB6 J0607+6720	4.2M.
314	92.092	47.860	0.52± 0.14	F....
315	92.146	-45.467	...	0.56± 0.15F...	...	SUMSS J060751-45335	9.7MA
316	92.231	-22.345	1.11± 0.16	0.69± 0.19	0.35± 0.12	0.56± 0.16	...	CCFF.	WNP	PMN J0608-2220	1.1..
317	92.412	-15.726	3.57± 0.17	3.27± 0.19	3.51± 0.18	2.44± 0.23	1.07± 0.30	CCCCF	WNP	PMN J0609-1542	1.0..
318	93.457	5.872	...	0.75± 0.19C...
319	93.765	60.775	...	0.56± 0.15	0.35± 0.12FF.	...	GB6 J0614+6046	4.9..
320	94.076	1.040	0.27± 0.05F	...	GB6 J0616+0111	9.1MA
321	94.360	-17.094	0.39± 0.12	F....	...	PMN J0617-1715	9.7..
322	94.436	78.176	0.65± 0.14	F....	...	NVSS J061837+782123	11.2M.
323	94.598	46.307	0.34± 0.06	...	0.67± 0.17	F.F..	...	GB6 J0618+4620	3.3..
324	94.994	-37.075	0.70± 0.14	0.48± 0.14	FF...	...	PMN J0620-3711	7.2..
325	95.203	-25.260	0.51± 0.13	0.58± 0.15	0.54± 0.14	FF..	WN.	PMN J0620-2515	3.7..
326	95.236	-52.589	0.60± 0.14	F....	...	PMN J0621-5241	9.2M.
327	95.742	-64.597	0.90± 0.16	0.66± 0.14	0.51± 0.12	0.64± 0.23	0.85± 0.19	CFFCF	WNP	PMN J0623-6436	1.5..
328	96.177	38.809	0.59± 0.14	F....	...	GB6 J0624+3856	9.5M.
329	96.661	-35.447	0.67± 0.14	0.41± 0.13	0.61± 0.15	0.40± 0.13	...	FFFF.	WN.	PMN J0627-3529	6.1..
330	97.198	-62.921	0.36± 0.11	F....	...	PMN J0628-6248	6.7M.
331	97.369	-19.983	1.36± 0.16	1.40± 0.19	1.41± 0.18	0.68± 0.18	...	CCCF.	WNP	PMN J0629-1959	1.3M.
332	97.730	-41.870	0.42± 0.12	0.72± 0.16	...	0.48± 0.15	...	FF.F.	..P	PMN J0631-4154	3.8M.
333	98.379	27.229	0.68± 0.22	...F	...	GB6 J0633+2700	14.1MA
334	98.612	-23.631	0.63± 0.16	C....	W.P	PMN J0634-2335	7.8M.

Table 6—Continued

#	R.A [°]	Dec.[°]	K [Jy]	Ka [Jy]	Q [Jy]	V [Jy]	W [Jy]	F-flag	C-flag	Cat-ID	Off [']
335	98.963	-75.275	4.40± 0.17	3.55± 0.19	3.43± 0.18	2.74± 0.23	1.97± 0.34	CCCC	WNP	PMN J0635-7516	0.6..
336	99.149	-20.543	1.26± 0.16	0.70± 0.19	0.39± 0.13	CCF..	WNP	PMN J0636-2031	1.6M.
337	99.503	59.722	0.62± 0.14	F....	..P	GB6 J0638+5933	10.0..
338	99.859	73.475	0.61± 0.16	0.75± 0.16	0.90± 0.18	0.59± 0.16	...	CFCF.	WNP	GB6 J0639+7324	3.7..
339	101.636	44.849	3.03± 0.17	2.46± 0.19	2.32± 0.18	1.58± 0.23	1.35± 0.32	CCCCF	WNP	GB6 J0646+4451	0.5..
340	102.047	-17.752	...	1.04± 0.19C...	W.P	PMN J0648-1744	4.3..
341	102.131	-30.767	...	0.71± 0.16	0.77± 0.15	0.70± 0.17FFF.	W..	PMN J0648-3044	3.9..
342	102.684	60.018	0.52± 0.06	0.56± 0.15	0.57± 0.15	FFF..	..P	GB6 J0650+6001	1.8..
343	102.786	19.531	...	0.53± 0.16F...	...	GB6 J0651+1936	7.3M.
344	103.257	-33.290	0.62± 0.14	F....	...	NVSS J065213-332110	10.7MA
345	103.535	37.102	0.71± 0.15	0.66± 0.17	0.42± 0.14	FFF..	W.P	GB6 J0653+3705	2.0..
346	103.819	41.024	...	0.52± 0.15F...	...	GB6 J0655+4100	1.9M.
347	104.253	24.425	0.32± 0.11	0.63± 0.17	FF...	...	GB6 J0657+2423	2.0M.
348	104.317	-61.670	0.37± 0.11F...	...	PMN J0657-6139	1.8..
349	104.619	-66.042	...	0.61± 0.14F...	...	PMN J0700-6610	14.6..
350	104.995	17.154	1.16± 0.16	0.99± 0.19	0.86± 0.18	CCC..	WNP	GB6 J0700+1709	0.6M.
351	105.708	-33.647	0.65± 0.14	F....	...	SUMSS J070313-33345	6.2MA
352	105.832	8.069	0.63± 0.21	...F	...	GB6 J0703+0817	14.3.A
353	106.600	-31.476	0.46± 0.13	F....	...	NVSS J070714-312300	12.1MA
354	106.684	42.702	0.52± 0.14	F....	...	GB6 J0706+4231	10.4M.
355	107.331	3.902	0.77± 0.16	C....	...	GB6 J0708+0348	9.0.A
356	107.650	47.484	0.70± 0.16	0.37± 0.09	0.58± 0.16	0.42± 0.14	...	CFFF.	W.P	GB6 J0710+4732	3.4..
357	108.167	50.533	0.55± 0.14	0.79± 0.17	...	0.92± 0.21	...	FF.F.	..P	GB6 J0712+5033	1.4..
358	108.896	74.120	0.51± 0.13	0.42± 0.14FF.	...	GB6 J0714+7408	4.3M.
359	109.105	4.065	0.48± 0.13	F....	...	NVSS J071607+041008	7.7MA
360	109.360	45.645	0.94± 0.16	0.56± 0.16	0.52± 0.11	0.87± 0.22	...	CFFF.	..P	GB6 J0717+4538	4.3..
361	110.023	-62.306	0.62± 0.14	F....	..N.	PMN J0719-6218	7.1..
362	110.218	4.041	0.80± 0.16	C....	WN.	GB6 J0721+0406	9.1M.
363	110.513	71.345	1.67± 0.16	1.58± 0.19	1.94± 0.18	1.78± 0.23	1.68± 0.34	CCCC	WNP	GB6 J0721+7120	0.9..
364	110.813	0.681	0.75± 0.15	0.54± 0.15	FF...	...	NVSS J072315+005024	9.6MA
365	111.264	-6.958	0.52± 0.14	F....	...	PMN J0724-0658	8.7M.
366	111.303	14.400	0.59± 0.15	...	0.48± 0.15	0.92± 0.22	...	F.FF.	WN.	GB6 J0725+1425	1.7M.
367	111.496	-0.918	1.22± 0.16	1.43± 0.19	1.16± 0.18	1.30± 0.23	1.72± 0.35	CCCCF	WNP	PMN J0725-0054	2.1..
368	111.844	79.075	0.47± 0.13	0.41± 0.13	FF...	..P	NVSS J072611+791130	7.8M.
369	111.987	67.690	0.51± 0.13	0.51± 0.14	FF...	WN.	GB6 J0728+6748	7.5M.
370	112.588	-11.699	4.75± 0.17	4.39± 0.19	3.86± 0.18	2.73± 0.23	1.83± 0.34	CCCC	W.P	PMN J0730-1141	0.9..
371	113.437	47.816	0.42± 0.06	F....	...	GB6 J0735+4750	13.1M.
372	113.544	50.379	0.99± 0.16	0.64± 0.17	1.02± 0.18	1.15± 0.23	...	CFCF.	WNP	GB6 J0733+5022	2.9M.
373	114.594	17.701	1.14± 0.16	1.13± 0.19	0.68± 0.17	0.79± 0.21	...	CCFF.	WNP	GB6 J0738+1742	3.6..
374	114.818	1.627	1.76± 0.16	1.96± 0.19	2.15± 0.18	2.15± 0.23	1.47± 0.34	CCCC	WNP	GB6 J0739+0136	0.8..
375	115.314	31.182	1.12± 0.16	0.75± 0.18	0.58± 0.17	0.69± 0.20	...	CFFF.	WNP	GB6 J0741+3112	1.7..
376	115.543	-64.256	...	0.53± 0.14F...	...	PMN J0742-6406	10.4.A
377	115.941	-67.409	1.17± 0.16	0.87± 0.19	0.64± 0.13	0.60± 0.16	0.95± 0.24	CCFFF	WNP	PMN J0743-6726	2.4M.
378	116.015	-6.504	0.72± 0.16	0.44± 0.14	CF...	...	PMN J0744-0629	4.5..
379	116.318	10.290	1.06± 0.16	0.75± 0.17	0.44± 0.10	CFF..	WNP	GB6 J0745+1011	7.3M.
380	116.523	37.093	0.54± 0.15	F....	...	GB6 J0746+3719	14.4.A
381	116.526	-0.763	1.13± 0.16	0.96± 0.19	0.72± 0.17	0.70± 0.19	...	CCFF.	WNP	PMN J0745-0044	3.6M.
382	117.076	-16.684	0.95± 0.16	...	0.20± 0.07	C.F..	W.P	PMN J0748-1639	3.6M.
383	117.096	23.956	0.85± 0.16	0.74± 0.18	1.10± 0.18	FFC..	W.P	GB6 J0748+2400	4.2..
384	117.536	18.326	0.38± 0.12	F....	..P	GB6 J0750+1823	4.2..
385	117.720	12.508	3.30± 0.17	2.78± 0.19	2.97± 0.18	2.31± 0.23	2.29± 0.34	CCCC	WNP	GB6 J0750+1231	0.8..
386	117.872	48.316	0.57± 0.14	0.60± 0.16	FF...	...	GB6 J0750+4814	12.2M.
387	118.397	53.915	1.12± 0.16	0.87± 0.18	...	0.62± 0.19	...	CF.F.	WN.	GB6 J0753+5353	5.3M.
388	118.621	-11.876	0.34± 0.11	0.34± 0.12	0.71± 0.17	FFF..	...	PMN J0754-1147	5.2..
389	119.162	-15.669	0.55± 0.14	0.52± 0.15	FF...	...	PMN J0756-1541	3.5..
390	119.270	9.942	1.45± 0.16	1.78± 0.19	1.41± 0.18	0.94± 0.22	1.11± 0.31	CCCF	WNP	GB6 J0757-0956	0.5..
391	119.295	-23.816	0.50± 0.13	0.47± 0.13	FF...	...	NVSS J075701-234557	3.6MA
392	119.402	37.742	0.62± 0.15	F....	...	GB6 J0758+3747	10.5..
393	120.280	-8.061	0.44± 0.13	F....	...	NVSS J080101-075121	12.4M.
394	121.148	-17.213	0.33± 0.11	F....	...	PMN J0804-1712	0.7..
395	121.341	-1.246	0.49± 0.14	F....	...	PMN J0805-0111	3.9..
396	121.341	24.062	0.56± 0.15	0.78± 0.18	...	0.97± 0.24	...	FF.F.	...	GB6 J0805+2409	6.7..
397	121.466	45.103	0.70± 0.15	0.49± 0.15	FF...	...	GB6 J0806+4504	7.7M.
398	121.529	61.649	0.64± 0.16	0.46± 0.14	...	0.58± 0.17	...	CF.F.	WN.	GB6 J0805+6144	8.0..
399	121.717	-59.560	0.53± 0.16F.	...	PMN J0808-5939	11.5..
400	122.069	-7.842	1.25± 0.16	1.21± 0.19	1.07± 0.18	1.53± 0.23	...	CCCC.	WNP	PMN J0808-0751	0.7M.
401	122.140	49.875	0.80± 0.15	1.26± 0.19	FC...	WN.	GB6 J0808+4950	2.2M.

Table 6—Continued

#	R.A [°]	Dec.[°]	K [Jy]	Ka [Jy]	Q [Jy]	V [Jy]	W [Jy]	F-flag	C-flag	Cat-ID	Off [']
402	122.362	40.887	0.83± 0.16	0.60± 0.17	CF...	..P	GB6 J0808+4052	5.9M.
403	122.530	57.128	0.58± 0.14	F....	...	GB6 J0811+5714	9.7..
404	123.504	48.266	1.10± 0.16	C....	WN.	GB6 J0813+4813	5.0M.
405	123.590	36.516	0.62± 0.15	...	0.38±0.11	...	0.94± 0.30	F.F.F	...	GB6 J0815+3635	13.6..
406	124.116	-24.382	0.80± 0.16	0.50± 0.14	0.54± 0.15	CFF..	WNP	PMN J0816-2421	3.3..
407	124.582	42.332	1.01± 0.16	0.72± 0.18	1.02± 0.20	CFF..	W.P	GB6 J0818+4222	2.9..
408	125.871	22.492	1.10± 0.16	0.98± 0.19	0.71± 0.19	CCF..	WNP	GB6 J0823+2223	6.4..
409	126.017	29.534	0.34± 0.11	F....	...	GB6 J0823+2928	6.0..
410	126.134	55.873	0.36± 0.12	...	0.65± 0.17	0.54± 0.17	...	F.FF.	W..	GB6 J0824+5552	2.2..
411	126.230	39.229	1.20± 0.16	0.96± 0.19	1.33± 0.18	0.50± 0.17	...	CCCF.	WNP	GB6 J0824+3916	3.0..
412	126.359	52.337	0.32± 0.11	F....	...	GB6 J0824+5219	6.0MA
413	126.458	3.199	1.78± 0.16	1.82± 0.19	1.76± 0.18	1.53± 0.23	...	CCCC.	WNP	GB6 J0825+0309	2.5..
414	126.550	-22.543	0.70± 0.14	0.67± 0.16	0.59± 0.15	0.92± 0.23	...	FFFC.	W.P	PMN J0826-2230	3.0..
415	127.727	24.180	1.36± 0.16	1.48± 0.19	1.26± 0.18	1.61± 0.23	1.33± 0.33	CCCCF	WNP	GB6 J0830+2410	0.5..
416	127.926	4.520	0.49± 0.14	0.89± 0.19	1.29± 0.18	FFC..	WNP	GB6 J0831+0429	2.2M.
417	128.048	18.504	0.46± 0.14	F....	...	GB6 J0832+1832	2.1M.
418	128.184	49.137	0.60± 0.15	...	0.57± 0.16	F.F..	...	GB6 J0832+4913	5.9..
419	128.778	55.591	1.01± 0.16	C....	WNP	GB6 J0834+5534	1.9M.
420	129.123	27.419	0.38± 0.12	0.70± 0.18	FF...	...	GB6 J0836+2728	4.1..
421	129.183	-20.274	2.85± 0.17	1.99± 0.19	2.04± 0.18	1.55± 0.23	...	CCCC.	WNP	PMN J0836-2017	1.3..
422	129.462	58.403	1.10± 0.16	0.81± 0.19	0.59± 0.16	CCF..	WNP	GB6 J0837+5825	4.1M.
423	129.524	24.845	0.55± 0.14	0.65± 0.18	FF...	...	GB6 J0837+2454	6.7M.
424	129.912	-75.583	0.47± 0.13	...	0.51± 0.13	F.F..	...	PMN J0841-7540	8.4M.
425	130.070	1.274	...	0.71± 0.18F...	...	GB6 J0839+0104	13.8..
426	130.179	13.197	1.75± 0.16	1.62± 0.19	1.51± 0.18	0.97± 0.23	...	CCCF.	WNP	GB6 J0840+1312	1.5..
427	130.318	70.912	1.81± 0.16	1.93± 0.19	1.94± 0.18	1.87± 0.23	...	CCCC.	WNP	GB6 J0841+7053	1.2..
428	131.301	-33.672	0.42± 0.12	F....	...	PMN J0845-3348	8.3..
429	131.671	-34.545	0.49± 0.15F.	...	PMN J0846-3424	10.3..
430	131.914	46.082	0.35±0.06	F....	...	GB6 J0847+4609	4.7M.
431	131.970	-7.035	0.91± 0.16	0.86± 0.18	0.96± 0.19	1.31± 0.23	...	CCFC.	WNP	PMN J0847-0703	1.5..
432	132.637	-12.257	0.39± 0.12	...	0.46± 0.15	F.F..	...	PMN J0850-1213	6.0..
433	133.457	6.960	0.51± 0.14	0.55± 0.16	...	0.75± 0.22	...	FF.F.	..P	GB6 J0853+0655	2.4..
434	133.463	28.440	...	0.68± 0.18F...	...	GB6 J0853+2813	14.7..
435	133.681	20.118	3.86± 0.17	3.95± 0.19	3.67± 0.18	3.72± 0.23	3.63± 0.34	CCCCC	WNP	GB6 J0854+2006	1.2..
436	134.326	-11.057	0.47± 0.13	0.43± 0.14	FF...	...	PMN J0856-1105	9.2..
437	134.368	-19.765	0.64± 0.14	0.77± 0.17	FF...	..P	PMN J0858-1950	9.8M.
438	134.975	66.471	0.26± 0.09	F....	...	GB6 J0858+6630	6.4..
439	135.165	-22.836	0.44± 0.13	F....	...	NVSS J090102-224946	5.3M.
440	135.526	-14.268	1.31± 0.16	0.95± 0.19	0.96± 0.18	...	1.27± 0.33	CCC.F	WNP	PMN J0902-1415	2.6..
441	135.755	46.799	1.07± 0.16	0.76± 0.18	0.54± 0.15	CFF..	WNP	GB6 J0903+4650	3.1..
442	135.849	42.750	0.84± 0.16	C....	.N.	GB6 J0904+4238	11.9M.
443	135.851	68.165	0.28± 0.10	F....	...	GB6 J0903+6757	12.9..
444	136.119	-57.595	0.90± 0.16	0.90± 0.19	0.63± 0.18	0.78± 0.23	...	CCCC.	WNP	PMN J0904-5735	3.4..
445	136.849	-20.383	1.00± 0.16	0.93± 0.18	0.74± 0.17	CFF..	WNP	PMN J0906-2019	8.6M.
446	137.302	1.332	1.98± 0.16	1.85± 0.19	2.08± 0.18	1.91± 0.23	...	CCCC.	WNP	GB6 J0909+0121	1.8..
447	137.450	42.890	0.90± 0.16	1.16± 0.19	1.32± 0.18	CCC..	WNP	GB6 J0909+4253	2.6M.
448	138.636	2.805	1.39± 0.16	0.99± 0.19	1.04± 0.18	...	1.38± 0.35	CCC.F	WNP	GB6 J0914+0245	2.8..
449	139.357	-21.345	0.57± 0.14	0.66± 0.19	...	F..F.	...	PMN J0917-2131	10.9..
450	139.519	-12.072	2.23± 0.16	1.33± 0.19	1.24± 0.18	0.77± 0.20	...	CCCF.	WNP	PMN J0918-1205	1.4..
451	140.206	-33.717	0.48± 0.13	F....
452	140.247	44.693	1.55± 0.16	1.69± 0.19	1.60± 0.18	1.16± 0.23	...	CCCC.	WNP	GB6 J0920+4441	0.2..
453	140.382	62.225	0.95± 0.16	0.62± 0.15	1.00± 0.18	0.69± 0.18	...	CFCF.	WNP	GB6 J0921+6215	2.3M.
454	140.386	-26.335	1.61± 0.16	1.37± 0.19	1.12± 0.18	0.91± 0.20	...	CCCF.	WNP	PMN J0921-2618	1.6..
455	140.491	-5.428	0.28±0.06	F....	...	PMN J0922-0529	7.2..
456	140.720	-40.032	1.11± 0.16	0.79± 0.19	0.90± 0.18	0.66± 0.17	...	CCCF.	WNP	PMN J0922-3959	2.9M.
457	140.884	-21.756	0.53± 0.14	F....	...	PMN J0923-2136	9.1..
458	140.977	28.291	0.65± 0.15	0.81± 0.19	0.83± 0.18	FFF..	..P	GB6 J0923+2815	2.1..
459	141.158	0.351	...	0.67± 0.17F...	...	GB6 J0925+0019	7.6..
460	141.761	39.038	7.77± 0.17	6.70± 0.19	6.10± 0.19	5.00± 0.23	3.78± 0.34	CCCCC	WNP	GB6 J0927+3902	0.1..
461	142.004	-20.652	0.61± 0.14	0.60± 0.16	...	0.64± 0.18	...	FF.F.	W.P	PMN J0927-2034	4.9..
462	142.378	50.181	0.56± 0.14	...	0.58± 0.15	F.F..	..P	GB6 J0929+5013	3.6..
463	144.933	35.900	0.38± 0.12	F....	...	GB6 J0939+3554	1.7..
464	145.112	26.063	0.55± 0.14	F....	...	GB6 J0940+2603	2.8M.
465	145.358	-13.551	0.36± 0.12	0.55± 0.16	0.68± 0.23	FF..F	...	PMN J0941-1335	6.7..
466	145.604	13.667	...	0.55± 0.16F...	...	GB6 J0942+1346	6.5M.
467	145.701	-7.967	0.47± 0.13	F....	...	PMN J0942-0800	6.9..
468	145.930	17.083	0.62± 0.15	F....	...	GB6 J0943+1702	6.8M.

Table 6—Continued

#	R.A [°]	Dec.[°]	K [Jy]	Ka [Jy]	Q [Jy]	V [Jy]	W [Jy]	F-flag	C-flag	Cat-ID	Off [']
469	146.064	52.168	...	0.53± 0.15F...	...	GB6 J0944+5202	9.3..
470	146.945	7.422	0.69± 0.16	...	0.40±0.10	F.F..	...	GB6 J0947+0724	0.3..
471	147.236	0.397	0.66± 0.15	...	0.51± 0.15	F.F..	..P	GB6 J0948+0022	1.4M.
472	147.256	40.676	1.56± 0.16	1.33± 0.19	1.16± 0.18	1.24± 0.23	1.09± 0.28	CCCCF	WNP	GB6 J0948+4039	1.3..
473	148.860	69.665	1.29± 0.16	1.15± 0.19	0.87± 0.18	0.98± 0.20	...	CCCF.	WNP	GB6 J0955+6940	2.4..
474	149.179	25.362	0.96± 0.16	1.05± 0.19	0.70± 0.17	...	1.47± 0.34	CCF.F	WNP	GB6 J0956+2515	6.7M.
475	149.383	-24.157	0.81± 0.26	...F
476	149.386	55.409	0.98± 0.16	0.98± 0.19	0.82± 0.18	CCC..	WNP	GB6 J0957+5522	1.7M.
477	149.478	-13.788	0.37±0.06	F....	..P	PMN J0957-1350	9.5M.
478	149.580	47.388	1.61± 0.16	1.11± 0.19	0.98± 0.18	CCC..	WNP	GB6 J0958+4725	2.0M.
479	149.638	32.392	0.62± 0.14	0.71± 0.17	...	0.78± 0.21	...	FF.F.	...	GB6 J0958+3223	2.6..
480	149.663	65.551	0.95± 0.16	0.77± 0.16	0.82± 0.18	0.76± 0.17	...	CFCF.	WNP	GB6 J0958+6534	1.3..
481	150.423	28.811	0.62±0.06	F....	...	GB6 J1001+2847	2.1M.
482	150.487	-44.615	0.51± 0.13	0.66± 0.16	FF...	...	PMN J1002-4438	1.3..
483	150.713	12.260	0.34±0.06	F....	...	GB6 J1002+1216	0.5M.
484	151.611	34.924	0.73± 0.16	0.61± 0.16	CF...	W..	GB6 J1006+3453	5.4M.
485	151.682	-21.986	0.35± 0.11	...	0.66± 0.17	F.F..	...	PMN J1006-2159	0.7..
486	152.094	6.341	0.57± 0.14	F....	...	GB6 J1008+0621	5.2..
487	152.206	13.940	0.55± 0.14	F....	...	NVSS J100850+135532	0.9MA
488	152.568	-28.945	0.48± 0.13	F....	...	PMN J1009-2855	14.5M.
489	153.485	24.962	0.61± 0.15	F....	...	GB6 J1013+2449	8.5..
490	153.662	82.809	0.23±0.05	F....	..P	NVSS J101015+825014	8.4M.
491	153.675	23.044	1.11± 0.16	0.50± 0.15	0.45±0.10	FFF..	WNP	GB6 J1014+2301	2.0..
492	153.687	-45.173	0.98± 0.16	...	0.42± 0.12	C.F..	WNP	PMN J1014-4508	2.0..
493	154.059	12.450	0.40± 0.13	0.83± 0.18	FF...	...	GB6 J1015+1227	7.4M.
494	154.223	5.485	0.52± 0.14	F....	...	NVSS J101654+053852	9.8MA
495	154.489	35.779	0.78± 0.16	1.03± 0.19	0.74± 0.17	CCF..	WN.	GB6 J1018+3542	5.2M.
496	154.655	-31.488	0.92± 0.16	0.72± 0.16	CF...	W.P	PMN J1018-3123	6.3..
497	155.678	39.966	0.84± 0.16	C....	WN.	GB6 J1023+3947	11.3M.
498	155.958	-32.548	0.71± 0.16	F.F..	...	PMN J1024-3234	2.5..
499	156.221	19.377	0.51± 0.15F..	...	GB6 J1024+1912	10.5M.
500	156.229	-18.612	...	0.59± 0.16	0.54± 0.16FF..	..NP	PMN J1024-1838	2.9..
501	156.491	12.899	0.44± 0.13	0.58± 0.16	0.51± 0.15	0.62± 0.19	...	FFFF.	..P	GB6 J1025+1253	0.4M.
502	156.547	74.415	0.45± 0.13	0.59± 0.17FF.	...	GB6 J1027+7428	6.0M.
503	158.197	41.284	0.91± 0.16	0.62± 0.16	0.83± 0.18	0.71± 0.18	...	CFCF.	WNP	GB6 J1033+4115	3.3..
504	158.455	60.835	0.63± 0.14	0.40± 0.12	...	0.86± 0.18	...	FF.F.	W.P	GB6 J1033+6051	1.2M.
505	158.555	56.751	0.44± 0.12	F....	...	GB6 J1035+5652	10.7M.
506	158.818	-20.161	0.83± 0.16	0.58± 0.16	1.15± 0.18	0.75± 0.20	...	CFCF.	WNP	PMN J1035-2011	3.8M.
507	159.211	-37.692	0.70± 0.16	0.61± 0.15	0.49± 0.14	CFF..	W.P	PMN J1036-3744	3.0..
508	159.313	-29.564	1.85± 0.16	1.68± 0.19	1.99± 0.18	1.87± 0.23	1.85± 0.33	CCCCF	WNP	PMN J1037-2934	0.6..
509	159.663	5.198	1.47± 0.16	1.47± 0.19	1.22± 0.18	1.43± 0.23	...	CCCC.	WNP	GB6 J1038+0512	1.8M.
510	159.823	-15.887	...	0.33± 0.11F..	...	PMN J1039-1541	12.4..
511	160.311	6.166	1.15± 0.16	1.81± 0.19	1.36± 0.18	0.90± 0.23	...	CCCC.	WNP	GB6 J1041+0610	1.0M.
512	160.415	-47.677	1.18± 0.16	0.78± 0.16	0.53± 0.13	CFF..	WNP	PMN J1041-4740	1.0..
513	160.827	24.118	0.85± 0.16	0.95± 0.19	0.98± 0.18	CCC..	WNP	GB6 J1043+2408	2.6..
514	162.012	-19.193	1.17± 0.16	1.04± 0.19	0.85± 0.18	1.04± 0.23	...	CCCC.	WNP	PMN J1048-1909	2.4..
515	162.090	71.734	1.23± 0.16	1.24± 0.19	1.20± 0.18	0.89± 0.23	...	CCCC.	WNP	GB6 J1048+7143	0.7..
516	162.105	1.011	0.71± 0.15	F....	..P	GB6 J1048+0055	6.8M.
517	162.707	-31.472	0.41±0.10F..	...	PMN J1051-3137	10.1..
518	162.866	-9.376	0.43± 0.13	F....	...	PMN J1051-0918	4.3..
519	163.034	21.392	0.33± 0.11	...	0.66± 0.17	F.F..	...	GB6 J1051+2119	6.2..
520	163.695	81.174	0.95± 0.16	0.59± 0.15	CF...	WNP	NVSS J105811+811433	8.8M.
521	164.421	70.161	0.27± 0.09	0.77± 0.17	FF...	..P	GB6 J1056+7011	4.5..
522	164.534	-30.291	0.39± 0.12	0.56± 0.15	FF...	...	PMN J1057-3023	7.0..
523	164.617	1.555	5.14± 0.17	4.44± 0.19	4.78± 0.18	4.61± 0.23	3.36± 0.34	CCCCC	WNP	GB6 J1058+0133	0.7..
524	164.737	-80.066	2.56± 0.16	2.39± 0.19	2.25± 0.18	2.30± 0.23	1.30± 0.34	CCCCC	WNP	PMN J1058-8003	0.7..
525	165.525	39.002	0.42± 0.13F..	...	GB6 J1101+3904	8.2..
526	165.597	-44.093	0.69± 0.16	0.86± 0.19	CC...	W..	PMN J1102-4404	3.5M.
527	165.818	72.431	0.85± 0.16	0.52± 0.15	CF...	W.P	GB6 J1101+7225	6.7M.
528	165.842	-32.812	0.61± 0.14	F....	...	PMN J1103-3251	3.0..
529	166.824	-44.799	1.57± 0.16	1.29± 0.16	1.03± 0.18	1.15± 0.23	...	CFCC.	WNP	PMN J1107-4449	2.1..
530	166.982	-77.794	0.65± 0.16	C....	...	PMN J1108-7748	1.1A.
531	167.991	-49.701	0.33± 0.10F..	...	PMN J1111-4935	6.4..
532	169.604	-12.511	1.03± 0.16	0.76± 0.17	0.82± 0.18	CFF..	WNP	PMN J1118-1232	2.8M.
533	169.636	-46.566	0.98± 0.16	0.65± 0.15	0.79± 0.18	CFC..	WNP	PMN J1118-4634	1.1..
534	169.764	12.635	1.15± 0.16	1.05± 0.19	1.10± 0.18	0.76± 0.20	...	CCCCF.	WNP	GB6 J1118+1234	3.7M.
535	171.163	83.460	0.23±0.05	F....	...	NVSS J113022+833253	11.1MA

Table 6—Continued

#	R.A [°]	Dec.[°]	K [Jy]	Ka [Jy]	Q [Jy]	V [Jy]	W [Jy]	F-flag	C-flag	Cat-ID	Off [']
536	171.477	26.140	0.74± 0.16	0.61± 0.16	0.60± 0.16	CFF..	...	GB6 J1125+2610	1.9..
537	171.813	-18.941	1.67± 0.16	1.65± 0.19	1.57± 0.18	1.35± 0.23	0.95± 0.25	CCCCF	WNP	PMN J1127-1857	2.6..
538	172.075	59.089	0.46± 0.13	0.76± 0.22	F...F	...	GB6 J1127+5851	14.9MA
539	172.541	-14.854	2.05± 0.16	1.99± 0.19	1.70± 0.18	1.49± 0.23	...	CCCC.	WNP	PMN J1130-1449	2.0..
540	172.758	38.267	1.22± 0.16	0.96± 0.19	1.09± 0.18	0.74± 0.19	0.76± 0.23	CCCCF	WNP	GB6 J1130+3815	1.7M.
541	172.928	-5.004	0.57± 0.14	0.60± 0.16	0.78± 0.25	FF..F	..P	PMN J1131-0500	3.0..
542	173.286	0.598	0.84± 0.16	0.55± 0.16	CF...	...	GB6 J1133+0040	5.6M.
543	174.137	-3.377	0.33± 0.11	0.33± 0.11	FF...	...	PMN J1136-0330	8.0..
544	174.446	-74.185	0.70± 0.16	0.79± 0.16	CF...	W..	PMN J1136-7415	8.3..
545	174.779	64.106	0.49± 0.13	F....	...	GB6 J1141+6410	14.1..
546	174.951	-13.876	0.56± 0.14	F....	...	PMN J1139-1350	9.1..
547	175.163	76.995	0.34± 0.11	F....	...	NVSS J113951+765431	5.8M.
548	176.263	19.608	0.54± 0.14	0.51± 0.15	FF...	...	GB6 J1145+1936	0.8..
549	176.297	-48.591	0.71± 0.16	0.43± 0.07	0.42± 0.13	CFF..	W.P	PMN J1145-4836	3.5..
550	176.329	5.088	...	0.62± 0.16F...	...	GB6 J1145+0455	9.9..
551	176.368	-69.952	0.77± 0.16	0.57± 0.15	0.74± 0.15	0.70± 0.17	0.98± 0.26	CCCCF	W.P	PMN J1145-6953	3.8..
552	176.582	-24.671	0.61± 0.06	0.48± 0.15	FF...	...	PMN J1146-2447	7.7..
553	176.689	40.012	1.11± 0.16	0.91± 0.19	0.80± 0.16	...	1.00± 0.24	CCF.F	WNP	GB6 J1146+3958	3.2M.
554	176.735	-38.216	2.19± 0.16	2.13± 0.19	1.95± 0.18	1.88± 0.23	1.22± 0.30	CCCCF	WNP	PMN J1147-3812	1.5M.
555	176.745	-33.460	0.27± 0.10	F....	...	PMN J1146-3328	6.1..
556	177.543	-79.545	1.24± 0.16	C....	WNP	PMN J1150-7918	14.3MA
557	177.619	24.338	0.66± 0.15	0.64± 0.16	0.45± 0.14	FFF..	W.P	GB6 J1150+2417	3.4..
558	177.725	-0.420	0.74± 0.16	0.70± 0.17	0.82± 0.17	CFF..	WN.	PMN J1150-0024	2.7..
559	177.788	-54.106	0.64± 0.16	C....	...	PMN J1150-5416	11.6M.
560	178.027	-8.699	0.77± 0.16	...	0.68± 0.17	0.62± 0.18	...	C.FF.	.NP	PMN J1152-0841	2.6..
561	178.304	49.497	2.16± 0.16	1.88± 0.19	1.81± 0.18	1.52± 0.23	1.56± 0.34	CCCCC	WNP	GB6 J1153+4931	2.4M.
562	178.470	80.978	1.19± 0.16	1.22± 0.19	1.04± 0.18	1.11± 0.23	...	CCCC.	WNP	1Jy 1150+81	1.6..
563	178.517	-35.244	0.88± 0.16	0.75± 0.17	CF...	W.P	PMN J1154-3504	10.6M.
564	179.366	16.630	0.79± 0.16	1.04± 0.19	...	0.54± 0.17	...	CC.F.	WN.	GB6 J1157+1639	2.1..
565	179.883	73.020	0.79± 0.16	C....	.NP	GB6 J1200+7300	3.6M.
566	179.904	-21.817	0.33± 0.11	0.63± 0.16	FF...	...	PMN J1159-2148	3.4M.
567	179.921	29.232	1.99± 0.16	1.81± 0.19	1.82± 0.18	1.58± 0.23	1.57± 0.34	CCCCC	WNP	GB6 J1159+2914	2.2..
568	180.302	14.648	...	0.39± 0.13F...	...	GB6 J1201+1431	10.7M.
569	180.616	-5.413	0.47± 0.13	F....	W..	PMN J1202-0528	3.9M.
570	180.905	-48.072	0.65± 0.16	0.37± 0.12	0.63± 0.15	CFF..	W..	GB6 J1203+4803	1.7M.
571	181.402	-26.676	0.77± 0.16	0.51± 0.15	CF...	W..	PMN J1205-2634	6.5..
572	181.818	12.049	0.46± 0.13	...	0.63± 0.16	F.F..	...	GB6 J1207+1211	8.6..
573	182.143	-20.644	0.70± 0.15	F....	...	PMN J1209-2032	11.0..
574	182.271	-24.042	1.11± 0.16	0.55± 0.16	0.78± 0.17	CFF..	WN.	PMN J1209-2406	3.7..
575	182.468	-32.356	...	0.66± 0.17F...	...	PMN J1209-3214	6.9..
576	182.529	-43.816	0.49± 0.14F...	...	PMN J1210-4354	8.9..
577	182.995	-52.644	3.18± 0.17	1.47± 0.16	CF...	WNP	PMN J1211-5250	12.6M.
578	183.206	12.987	0.44± 0.14F...	...	GB6 J1213+1307	13.4..
579	183.914	16.948	0.72± 0.16	0.85± 0.17	CF...	...	GB6 J1215+1654	8.7M.
580	184.014	-17.548	1.54± 0.16	1.37± 0.19	1.02± 0.18	0.68± 0.19	...	CCFF.	WNP	PMN J1215-1731	4.3..
581	184.045	34.728	0.61± 0.14	...	0.54± 0.15	F.F..	...	GB6 J1215+3448	5.4M.
582	184.134	58.594	0.44± 0.13	0.45± 0.13	FF...	...	GB6 J1217+5835	5.1M.
583	184.262	53.412	0.38± 0.12	F....	...	GB6 J1218+5327	11.6MA
584	184.322	-0.462	0.58± 0.16F...	...	PMN J1217-0029	10.2..
585	184.414	30.012	...	0.14± 0.05F...	...	GB6 J1217+3006	6.8..
586	184.770	-45.937	0.55± 0.14	0.67± 0.16	FF...	...	PMN J1218-4600	11.0..
587	184.779	48.470	0.74± 0.16	0.50± 0.13	0.55± 0.13	0.70± 0.17	...	CCCCF	WNP	GB6 J1219+4830	2.0M.
588	184.839	5.819	2.83± 0.17	1.87± 0.19	1.84± 0.18	1.34± 0.23	1.16± 0.30	CCCCF	WNP	GB6 J1219+0549A	1.6M.
589	185.332	-2.647	0.89± 0.16	...	0.41± 0.13	C.F..	...	NVSS J122123-024150	3.2M.
590	185.346	28.228	0.37± 0.12	F....	...	GB6 J1221+2813	1.9..
591	185.598	4.226	0.77± 0.16	0.62± 0.16	1.19± 0.18	0.71± 0.19	...	CFCF.	WNP	GB6 J1222+0413	0.6..
592	186.207	21.431	0.52± 0.14	0.86± 0.19	0.74± 0.16	FCF..	W.P	GB6 J1224+2122	3.4..
593	186.263	-83.213	0.71± 0.16	C....	WNP	PMN J1224-8312	0.3M.
594	186.464	80.853	0.64± 0.14	0.54± 0.15	FF...	...	NVSS J122340+804004	12.3M.
595	187.271	2.057	23.56± 0.22	21.01± 0.22	19.97± 0.22	17.61± 0.24	14.33± 0.35	CCCCC	WNP	GB6 J1229+0202	0.7..
596	187.700	12.390	21.23± 0.21	15.78± 0.21	13.66± 0.20	9.87± 0.24	6.93± 0.35	CCCCC	WNP	GB6 J1230+1223	0.3..
597	187.965	-2.354	0.41± 0.13	0.52± 0.16	0.71± 0.18	FFF..	..P	PMN J1231-0224	3.4..
598	188.120	-54.119	0.53± 0.16F.
599	188.722	16.617	0.51± 0.14	F....	...	GB6 J1234+1646	9.9M.
600	189.842	7.481	1.21± 0.16	0.80± 0.18	0.43± 0.14	CFF..	WNP	GB6 J1239+0730	1.5..
601	189.888	-10.442	0.87± 0.16	0.99± 0.19	0.47± 0.15	CCF..	.N.	PMN J1239-1023	3.9..
602	191.008	16.475	0.74± 0.15	0.58± 0.16	1.08± 0.29	FF..F	..P	GB6 J1243+1622	6.1M.

Table 6—Continued

#	R.A [°]	Dec.[°]	K [Jy]	Ka [Jy]	Q [Jy]	V [Jy]	W [Jy]	F-flag	C-flag	Cat-ID	Off [']
603	191.079	40.858	...	0.40± 0.13F...	..P	GB6 J1244+4048	6.4M.
604	191.556	-16.271	0.76± 0.16	0.80± 0.18	0.43± 0.14	0.91± 0.22	...	CFFF.	.N.	PMN J1245-1616	4.7..
605	191.721	-25.774	1.24± 0.16	1.24± 0.19	1.85± 0.18	1.72± 0.23	...	CCCC.	WNP	PMN J1246-2547	1.9..
606	192.122	-46.004	0.88± 0.16	1.00± 0.19	0.95± 0.18	0.92± 0.21	0.91± 0.27	CCCF	W.P	PMN J1248-4559	0.5M.
607	192.167	-19.958	0.67± 0.15	F....	...	PMN J1248-1959	4.4..
608	192.851	2.100	0.43± 0.06	F....	...	GB6 J1251+0154	12.7.A
609	193.642	-71.619	0.63± 0.14	0.56± 0.15	0.61± 0.14	FFF..	W.P	PMN J1254-7138	2.3..
610	193.719	-12.553	0.44± 0.13	...	0.47± 0.15	F.F..	...	PMN J1254-1233	3.7..
611	193.729	11.712	0.77± 0.15	0.45± 0.14	0.40± 0.13	FFF..	WN.	GB6 J1254+1141	4.4..
612	193.839	18.210	0.66± 0.15	F....	...	GB6 J1255+1817	5.8..
613	194.041	-5.786	18.42± 0.20	18.57± 0.21	19.13± 0.22	17.92± 0.24	14.58± 0.35	CCCC	WNP	PMN J1256-0547	0.2..
614	194.533	-31.898	1.25± 0.16	0.68± 0.17	0.97± 0.18	CFC..	WNP	PMN J1257-3154	2.2..
615	194.590	32.500	0.66± 0.16	0.66± 0.16	0.76± 0.16	CF..	W..	GB6 J1257+3229	5.1M.
616	194.634	-22.301	0.73± 0.16	0.88± 0.19	...	0.64± 0.19	...	CF.F.	.NP	PMN J1258-2219	5.4M.
617	194.643	-17.894	0.67± 0.16	C....	...	PMN J1258-1759	6.4M.
618	194.832	-77.301	0.47± 0.13	1.20± 0.28	F...F	..P	PMN J1303-7711	14.3M.
619	194.867	51.627	0.56± 0.14	0.77± 0.19	0.58± 0.14	1.05± 0.23	0.86± 0.24	FCFCF	W.P	GB6 J1259+5141	3.5M.
620	195.108	14.343	0.33± 0.11	F....	...	GB6 J1300+1416A	3.8M.
621	195.696	57.773	0.79± 0.16	0.35± 0.12	CF...	WN.	GB6 J1302+5748	2.3M.
622	195.875	24.447	0.39± 0.12	F....	...	GB6 J1303+2433	8.9MA
623	196.381	-10.535	0.52± 0.14	0.83± 0.19	0.42± 0.13	0.70± 0.20	...	FCFF.	...	PMN J1305-1033	1.2M.
624	196.413	-49.457	1.03± 0.16	1.02± 0.19	0.83± 0.16	0.98± 0.20	...	CCFF.	WNP	PMN J1305-4928	2.1..
625	197.149	-9.890	0.59± 0.15	0.61± 0.16	0.68± 0.17	0.68± 0.19	...	FFFF.	...	PMN J1308-0950	2.9..
626	197.162	35.834	0.35± 0.11	...	0.63± 0.14	0.57± 0.16	...	F.F.F.	..P	GB6 J1308+3546	4.4..
627	197.360	11.933	0.78± 0.16	...	0.67± 0.16	0.85± 0.21	...	C.F.F.	.N.	GB6 J1309+1154	2.3M.
628	197.396	-39.829	0.45± 0.13	0.47± 0.14	FF...	...	PMN J1309-3948	2.6..
629	197.614	32.356	2.43± 0.16	2.46± 0.19	2.20± 0.18	1.65± 0.23	0.97± 0.27	CCCC	WNP	GB6 J1310+3220	0.7M.
630	197.743	46.918	0.41± 0.12	F....	...	GB6 J1310+4653	1.5M.
631	199.056	-33.659	1.75± 0.16	1.79± 0.19	1.53± 0.18	1.78± 0.23	1.28± 0.31	CCCF	WNP	PMN J1316-3339	1.5..
632	199.833	-0.792	...	0.50± 0.15F...	...	NVSS J131938-004940	5.2M.
633	200.406	22.209	...	0.57± 0.15F...	...	GB6 J1321+2215	6.8..
634	201.168	-10.805	0.83± 0.16	0.83± 0.18	0.73± 0.17	0.85± 0.21	1.10± 0.30	CFFFF	WN.	PMN J1324-1049	3.7M.
635	201.353	-39.679	0.84± 0.15	0.49± 0.16	...	F..F.	...	PMN J1324-3945	14.5MA
636	201.804	22.114	1.08± 0.16	0.90± 0.19	0.91± 0.18	1.08± 0.23	...	CCCC.	WNP	GB6 J1327+2210	4.7M.
637	201.808	51.692	0.52± 0.13	F....	...	GB6 J1326+5154	14.6..
638	202.065	12.379	0.55± 0.14	0.50± 0.15	FF...	...	GB6 J1327+1223	5.2M.
639	202.355	49.856	0.56± 0.14	0.70± 0.16	0.84± 0.23	FF..F	...	GB6 J1330+4954	11.0M.
640	202.711	24.994	1.19± 0.16	1.02± 0.19	1.10± 0.28	CC..F	WNP	GB6 J1330+2509	10.0M.
641	202.802	30.516	2.41± 0.16	1.82± 0.19	1.86± 0.18	1.30± 0.23	...	CCCC.	WNP	GB6 J1331+3030	1.0..
642	202.998	-5.235	0.31± 0.10	F....	..P	PMN J1332-0509	4.5..
643	203.192	2.054	1.36± 0.16	1.06± 0.19	1.45± 0.18	1.23± 0.23	1.04± 0.30	CCCF	WNP	GB6 J1332+0200	3.2..
644	203.308	27.425	0.84± 0.16	0.71± 0.16	0.61± 0.15	CFF..	WNP	GB6 J1333+2725	1.5M.
645	203.311	-19.781	0.41± 0.12	F....	...	PMN J1333-1950	8.2..
646	203.840	45.573	0.30± 0.10	...	0.38± 0.11	F.F..	..P	GB6 J1335+4542	8.2M.
647	203.899	-8.470	0.35± 0.11	0.41± 0.13	0.43± 0.14	FFF..	...	PMN J1336-0830	8.3..
648	203.926	58.630	0.62± 0.14	F....	...	GB6 J1335+5844	6.6M.
649	204.168	-33.993	2.00± 0.16	1.04± 0.19	0.97± 0.18	0.52± 0.17	...	CCFF.	WNP	PMN J1336-3358	1.0M.
650	204.415	-12.947	6.32± 0.17	6.46± 0.19	6.64± 0.19	6.41± 0.23	5.12± 0.34	CCCC	WNP	PMN J1337-1257	0.5..
651	204.899	-1.707	0.42± 0.13	F....	...	NVSS J134004-013746	8.6M.
652	205.067	-26.299	0.41± 0.12	F....	...	PMN J1339-2620	12.9..
653	205.696	-20.865	0.65± 0.06	F....	..P	PMN J1342-2051	10.2..
654	205.746	5.000	0.41± 0.13F..	...	GB6 J1342+0504	6.1..
655	205.973	66.080	0.67± 0.16	0.58± 0.15	0.79± 0.18	CFC..	WN.	GB6 J1344+6606	2.1M.
656	206.018	-17.501	0.76± 0.15	F....	...	PMN J1344-1723	6.8M.
657	206.230	-37.385	...	0.39± 0.13F...	...	NVSS J134501-370857	14.2MA
658	206.655	53.575	0.39± 0.12	0.69± 0.22	F...F	..P	GB6 J1345+5332	7.9M.
659	206.931	12.398	1.13± 0.16	1.17± 0.19	...	0.59± 0.18	...	CC.F.	WNP	GB6 J1347+1217	7.0..
660	207.672	8.715	0.47± 0.13	F....	...	GB6 J1351+0852	14.2.A
661	207.993	-14.812	0.72± 0.15	F....	...	PMN J1351-1449	1.4..
662	208.096	31.432	0.61± 0.16	0.72± 0.16	0.75± 0.15	CF..	W.P	GB6 J1352+3126	1.6M.
663	208.359	-1.998	0.82± 0.15	0.31± 0.11	FF...	...	NVSS J135406-020603	12.2M.
664	208.502	-44.137	0.58± 0.14	F....	...	PMN J1352-4412	12.4..
665	208.724	-10.669	1.35± 0.16	0.87± 0.19	1.29± 0.18	1.27± 0.23	...	CCCF.	WN.	PMN J1354-1041	1.9M.
666	208.975	-17.683	0.64± 0.15	...	0.54± 0.16	F.F..	...	NVSS J135630-173730	9.4MA
667	209.253	19.321	1.70± 0.16	1.90± 0.19	1.58± 0.18	1.70± 0.23	1.29± 0.32	CCCF	WNP	GB6 J1357+1919	0.8..
668	209.258	-15.445	0.56± 0.16	C....	W..	PMN J1357-1527	2.3..
669	209.340	76.700	0.80± 0.16	1.05± 0.19	1.20± 0.18	1.04± 0.22	...	CCCF.	WNP	NVSS J135755+764320	2.4M.

Table 6—Continued

#	R.A. [°]	Dec.[°]	K [Jy]	Ka [Jy]	Q [Jy]	V [Jy]	W [Jy]	F-flag	C-flag	Cat-ID	Off [']
670	209.431	-42.002	0.60± 0.16F..	...	SUMSS J135712-42075	9.6MA
671	209.861	2.000	0.39± 0.12	0.66± 0.16	0.69± 0.16	FFF..	W..	GB6 J1359+0159	0.2..
672	209.898	40.157	0.42± 0.12	0.31± 0.10	FF...	...	GB6 J1359+4011	2.3M.
673	210.367	-28.408	0.47± 0.13	F....	...	PMN J1402-2822	7.6..
674	210.648	-18.721	0.79± 0.16	F....	...	PMN J1402-1840	4.2..
675	211.141	-0.105	0.41± 0.12	F....	...	GB6 J1404-0013	8.9..
676	211.280	4.202	0.52± 0.14	0.86± 0.18	FF...	...	GB6 J1405+0415	4.0..
677	211.657	28.537	0.36± 0.11	F....	...	GB6 J1407+2827	7.2..
678	211.671	41.092	...	0.43± 0.13F..
679	211.809	56.265	0.58± 0.17F..	...	GB6 J1408+5613	8.5M.
680	211.832	-43.115	0.54± 0.14	F....	..P	PMN J1407-4302	5.3M.
681	212.231	-7.845	0.93± 0.16	1.25± 0.19	1.09± 0.18	CCC..	WNP	1Jy 1406-076	1.8..
682	212.319	-26.993	0.81± 0.16	...	0.87± 0.18	C.F..	WN.	PMN J1409-2657	7.9M.
683	212.549	2.069	0.39± 0.12	F....	...	GB6 J1410+0203	2.3..
684	212.845	52.202	0.96± 0.16	0.44± 0.13	0.52± 0.14	CCFF..	WNP	GB6 J1411+5212	0.2..
685	213.825	8.632	0.43± 0.14F..	...	PMN J1415+0832	6.1..
686	213.986	13.374	0.99± 0.16	0.94± 0.19	0.56± 0.15	0.77± 0.20	...	CCFF..	WNP	GB6 J1415+1320	2.3M.
687	214.291	10.839	0.82± 0.16	C....	...	GB6 J1416+1048	4.4..
688	214.392	46.208	0.56± 0.14	F....	...	GB6 J1417+4606	7.1M.
689	214.411	-21.643	0.39± 0.12	F....	...	PMN J1417-2126	12.0M.
690	214.680	-35.164	0.40± 0.12	...	0.64± 0.17	F.F..	..P	PMN J1418-3509	3.0..
691	214.934	38.366	0.97± 0.16	0.94± 0.19	0.79± 0.18	1.08± 0.23	...	CCCC.	WNP	GB6 J1419+3822	0.3..
692	214.948	54.413	0.92± 0.16	0.93± 0.19	0.83± 0.18	1.33± 0.23	1.41± 0.30	CCCCF	WNP	GB6 J1419+5423	1.3M.
693	214.990	27.109	1.04± 0.16	0.77± 0.16	CF...	WN.	GB6 J1419+2706	0.3M.
694	215.171	-19.544	0.90± 0.16	C....	...	PMN J1419-1928	13.0M.
695	215.500	32.509	...	0.44± 0.13F..	...	GB6 J1422+3222	9.8M.
696	216.557	23.983	0.39± 0.12	F....	...	GB6 J1425+2403	7.2..
697	216.913	-33.073	1.05± 0.16	1.24± 0.19	1.35± 0.18	1.10± 0.22	...	CCCF..	WNP	PMN J1427-3306	1.8M.
698	216.985	-42.130	2.93± 0.17	2.62± 0.19	2.62± 0.18	2.60± 0.23	1.71± 0.34	CCCCC	WNP	PMN J1427-4206	1.6M.
699	217.599	10.488	0.61± 0.15	F....	...	GB6 J1430+1043	14.8M.
700	218.477	-15.821	0.63± 0.15	F....	...	PMN J1433-1548	8.0..
701	219.014	23.468	0.46± 0.13	F....	..P	GB6 J1436+2320	11.5M.
702	219.231	63.622	0.66± 0.16	0.68± 0.16	0.34± 0.11	0.54± 0.15	...	CCFF..	WNP	GB6 J1436+6336	1.1M.
703	219.582	-70.453	0.31± 0.10F..	...	PMN J1439-7020	7.7..
704	219.623	-22.107	0.92± 0.16	0.85± 0.19	CC... .NP	...	PMN J1438-2204	4.8M.
705	220.026	49.982	0.72± 0.16	0.56± 0.15	0.36± 0.11	CCFF..	W..	GB6 J1439+4958	3.0..
706	220.268	38.317	0.37± 0.11F..	...	GB6 J1440+3820	8.4M.
707	220.756	51.965	0.82± 0.16	0.87± 0.16	0.29± 0.07	0.63± 0.17	...	CCFF..	WNP	GB6 J1443+5201	3.8..
708	220.887	25.067	0.46± 0.13	0.55± 0.15	FF...	...	GB6 J1443+2501	5.7M.
709	221.628	-16.388	0.93± 0.16	C....	WN.	PMN J1445-1628	10.6..
710	221.635	17.308	0.47± 0.13	0.83± 0.19	0.72± 0.16	0.85± 0.21	...	FCFF..	WN.	GB6 J1446+1721	2.7M.
711	223.445	26.697	0.56± 0.14	0.53± 0.14	0.53± 0.14	FFF..	...	GB6 J1453+2648	6.8M.
712	223.655	-37.820	1.29± 0.16	0.97± 0.19	1.35± 0.18	0.81± 0.20	1.26± 0.29	CCCF..	WNP	PMN J1454-3747	2.5..
713	223.762	-45.913	0.33± 0.11	F....	...	PMN J1454-4608	13.5.A
714	223.950	-11.282	0.53± 0.14	0.72± 0.18	FF...	...	PMN J1455-1108	8.2..
715	224.290	-35.634	0.77± 0.16	1.19± 0.19	0.77± 0.17	0.71± 0.19	1.26± 0.33	CCFF..	WNP	PMN J1457-3538	3.2..
716	224.560	-6.252	0.29± 0.10	F....	...	NVSS J145748-061444	6.4M.
717	224.778	71.697	1.37± 0.16	1.44± 0.19	0.68± 0.18	0.57± 0.16	...	CCCF..	WNP	GB6 J1459+7140	1.5..
718	224.789	4.285	0.45± 0.13	...	0.71± 0.17	F.F..	...	GB6 J1458+0416	2.7M.
719	225.282	47.717	0.38± 0.12	...	0.30± 0.10	F.F..	...	GB6 J1500+4751	8.9..
720	225.747	-41.918	2.55± 0.16	1.80± 0.19	1.51± 0.18	0.82± 0.20	0.69± 0.22	CCCF..	WNP	PMN J1503-4154	11.1M.
721	226.111	10.512	1.79± 0.16	1.50± 0.19	1.39± 0.18	0.82± 0.20	1.76± 0.36	CCCF..	WNP	GB6 J1504+1029	1.2..
722	226.275	3.381	...	0.80± 0.19	1.14± 0.29	..C..F	..N.	GB6 J1505+0326	3.6..
723	226.338	37.507	0.34± 0.11	0.63± 0.16	...	F..F.	..NP	GB6 J1506+3730	9.6..
724	226.773	-16.852	1.34± 0.16	1.44± 0.19	1.26± 0.18	CCC..	WNP	PMN J1507-1652	1.3M.
725	226.783	42.567	0.48± 0.13	0.46± 0.14	0.65± 0.14	0.68± 0.17	...	FFFF..	W.P	GB6 J1506+4239	6.0M.
726	226.831	49.380	0.35± 0.11	F....	...	GB6 J1506+4933	12.4M.
727	226.893	-3.822	0.36± 0.12	F....	...	NVSS J150700-034336	10.1MA
728	227.663	-5.752	1.21± 0.16	0.85± 0.19	0.95± 0.18	CCC..	WNP	PMN J1510-0543	3.9..
729	228.030	47.053	0.60± 0.14	F....	...	GB6 J1512+4703	1.8M.
730	228.196	-9.093	1.91± 0.16	1.78± 0.19	2.16± 0.18	2.12± 0.23	2.14± 0.34	CCCCC	WNP	1Jy 1510-08	0.9..
731	228.436	-10.186	1.05± 0.16	0.99± 0.19	0.87± 0.19	1.09± 0.23	...	CCFF..	WNP	PMN J1513-1012	0.9..
732	228.533	23.623	0.33± 0.11	F....	...	GB6 J1513+2338	6.3M.
733	229.105	-44.542	0.11± 0.04	F....	...	PMN J1517-4424	13.7..
734	229.186	0.266	1.68± 0.16	1.57± 0.19	1.26± 0.18	1.13± 0.23	0.96± 0.28	CCCF..	WNP	GB6 J1516+0015	1.5..
735	229.267	19.522	...	0.45± 0.14	0.82± 0.16	0.64± 0.18FFF.	..P	GB6 J1516+1932	1.9..
736	229.416	-24.368	2.21± 0.16	2.39± 0.19	2.24± 0.18	2.30± 0.23	1.49± 0.31	CCCF..	WNP	PMN J1517-2422	0.7..

Table 6—Continued

#	R.A [°]	Dec.[°]	K [Jy]	Ka [Jy]	Q [Jy]	V [Jy]	W [Jy]	F-flag	C-flag	Cat-ID	Off [']
737	230.212	43.825	...	0.20 ± 0.06F...	...	GB6 J1520+4351	3.1.A
738	230.458	31.618	...	0.41 ± 0.12F...	...	GB6 J1522+3144	8.3..
739	230.480	-72.796	...	0.44 ± 0.13	0.26 ± 0.09FF..	...	PMN J1522-7252	4.8.A
740	230.883	-75.267	0.44 ± 0.13F...	...	PMN J1523-7527	11.6M.
741	231.019	15.407	0.32 ± 0.11	F....	..P	GB6 J1524+1521	9.8..
742	231.723	-13.827	0.45 ± 0.13	0.64 ± 0.17FF...	...	PMN J1526-1350	2.0..
743	232.222	18.525	0.35 ± 0.12F...	...	GB6 J1529+1827	13.3.A
744	233.181	23.815	0.33 ± 0.11	0.62 ± 0.15	...	0.67 ± 0.18FF.F.	...	GB6 J1532+2344	4.9..
745	233.252	-13.400	0.60 ± 0.16	C....	...	PMN J1532-1319	6.3..
746	233.780	1.438	0.77 ± 0.16	0.68 ± 0.17	1.05 ± 0.18	0.87 ± 0.22	...	CFCF.	W.P	GB6 J1534+0131	6.1..
747	234.194	38.615	0.24 ± 0.04	0.38 ± 0.13	...	F..F.	...	GB6 J1536+3833	7.0M.
748	234.250	38.581	...	0.39 ± 0.12	...	0.38 ± 0.13F.F.	...	GB6 J1536+3833	8.9M.
749	235.093	-7.236	0.69 ± 0.16	...	0.84 ± 0.18	C.F..	...	PMN J1540-0720	6.0.A
750	235.201	14.800	1.05 ± 0.16	0.76 ± 0.17	1.00 ± 0.18	0.87 ± 0.20	...	CFCF.	WNP	GB6 J1540+1447	0.4M.
751	235.260	7.766	0.46 ± 0.13	F....	...	GB6 J1540+0742	4.9MA
752	235.441	17.979	...	0.52 ± 0.15F...	...	GB6 J1542+1756	8.5M.
753	237.312	50.633	0.82 ± 0.16	0.90 ± 0.19	0.89 ± 0.18	0.60 ± 0.17	...	CCCC.	WNP	GB6 J1549+5038	0.4..
754	237.400	2.613	2.81 ± 0.17	2.78 ± 0.19	2.51 ± 0.18	2.00 ± 0.23	2.12 ± 0.34	CCCCC	WNP	GB6 J1549+0237	1.6..
755	237.662	5.450	2.86 ± 0.17	1.97 ± 0.19	1.84 ± 0.18	2.16 ± 0.23	1.57 ± 0.35	CCCCC	WNP	GB6 J1550+0527	0.9M.
756	237.900	-83.038	0.63 ± 0.14	0.37 ± 0.12FF...	..P	PMN J1550-8257	4.6M.
757	238.063	-3.322	0.70 ± 0.16	C....	..P	PMN J1552-0317	2.2.A
758	238.203	13.062	0.69 ± 0.16	...	0.68 ± 0.16	C.F..	.NP	GB6 J1553+1256	12.8M.
759	238.617	-4.791	0.54 ± 0.14	F....	..P	NVSS J155414-044650	3.5MA
760	238.778	-79.266	0.63 ± 0.14	...	0.54 ± 0.14	F.F..	WN.	PMN J1556-7914	5.5..
761	238.839	-9.523	0.65 ± 0.15	F....	...	PMN J1555-0939	9.0..
762	239.284	70.523	0.23 ± 0.08	F....	...	GB6 J1557+7038	7.2M.
763	239.440	0.032	0.76 ± 0.16	...	0.50 ± 0.15	C.F..	...	GB6 J1557-0001	3.9..
764	240.099	17.297	0.41 ± 0.12	F....	...	GB6 J1601+1714	14.1M.
765	240.605	33.471	0.87 ± 0.16	0.41 ± 0.13	0.40 ± 0.12	FFF..	W.P	GB6 J1602+3326	3.9M.
766	241.117	57.283	0.67 ± 0.16	0.39 ± 0.13	0.65 ± 0.18	CFC..	W.P	GB6 J1604+5714	2.8M.
767	242.216	10.445	1.94 ± 0.16	2.02 ± 0.19	1.62 ± 0.18	1.24 ± 0.23	1.19 ± 0.30	CCCCC	WNP	GB6 J1608+1029	2.7..
768	242.752	24.262	0.43 ± 0.13F...	...	GB6 J1610+2414	4.4M.
769	242.787	19.035	0.41 ± 0.12	F....	...	GB6 J1611+1856	11.0M.
770	243.437	34.211	4.00 ± 0.17	3.67 ± 0.19	3.25 ± 0.18	2.74 ± 0.23	1.71 ± 0.34	CCCCC	WNP	GB6 J1613+3412	0.8..
771	244.187	4.862	0.48 ± 0.13	F....	...	GB6 J1616+0459	7.9..
772	244.309	-77.298	2.33 ± 0.16	2.13 ± 0.19	1.84 ± 0.18	1.51 ± 0.23	1.04 ± 0.26	CCCCC	WNP	PMN J1617-7717	1.8M.
773	244.815	22.824	0.26 ± 0.09	0.65 ± 0.15	0.48 ± 0.13FFF..	...	GB6 J1619+2247	1.7M.
774	245.077	48.864	0.39 ± 0.12	F....	...	GB6 J1620+4901	10.2M.
775	245.867	-68.238	0.66 ± 0.16	C....	WNP	PMN J1624-6809	6.7..
776	246.463	41.567	0.90 ± 0.16	...	0.39 ± 0.12	C.F..	W..	GB6 J1625+4134	1.3..
777	247.644	49.497	0.77 ± 0.15	...	0.43 ± 0.12	F.F..	...	GB6 J1631+4927	7.1M.
778	248.087	82.531	1.39 ± 0.16	1.34 ± 0.19	1.40 ± 0.18	1.00 ± 0.23	0.95 ± 0.26	CCCCC	WNP	NVSS J163226+823220	0.5M.
779	248.568	18.463	0.28 ± 0.05	0.79 ± 0.16FF...	...	GB6 J1634+1822	10.1.A
780	248.816	38.132	3.73 ± 0.17	3.85 ± 0.19	3.83 ± 0.18	3.17 ± 0.23	2.46 ± 0.34	CCCCC	WNP	GB6 J1635+3808	0.3..
781	249.418	47.277	1.11 ± 0.16	1.05 ± 0.19	1.15 ± 0.18	0.75 ± 0.18	...	CCCC.	WNP	GB6 J1637+4717	1.2..
782	249.425	-4.229	0.61 ± 0.14	F....	...	NVSS J163811-041218	7.6MA
783	249.599	57.361	1.73 ± 0.16	1.53 ± 0.19	1.74 ± 0.18	1.82 ± 0.23	1.44 ± 0.30	CCCCC	WNP	GB6 J1638+5720	1.9..
784	250.538	68.927	1.82 ± 0.16	2.14 ± 0.19	2.15 ± 0.18	1.94 ± 0.23	1.31 ± 0.34	CCCCC	WNP	GB6 J1642+6856	1.2M.
785	250.687	25.497	0.30 ± 0.10	F....	...	GB6 J1642+2523	6.7..
786	250.733	39.803	6.85 ± 0.17	5.51 ± 0.19	5.31 ± 0.18	4.80 ± 0.23	4.48 ± 0.34	CCCCC	WNP	GB6 J1642+3948	0.7..
787	250.888	-77.284	0.93 ± 0.16	0.90 ± 0.19	0.77 ± 0.18	0.77 ± 0.18	1.16 ± 0.29	CCCCC	WNP	PMN J1644-7715	2.8..
788	250.932	7.531	0.39 ± 0.12	F....	...	GB6 J1644+0720	14.4M.
789	251.498	63.509	0.48 ± 0.13	0.38 ± 0.12	0.33 ± 0.10FFF..	..P	GB6 J1645+6330	0.4..
790	252.120	41.139	0.79 ± 0.16	C....	W..	GB6 J1648+4104	4.2M.
791	252.775	5.006	1.79 ± 0.16	1.34 ± 0.19	1.25 ± 0.18	0.79 ± 0.20	...	CCCC.	WNP	GB6 J1651+0459	1.4..
792	253.512	30.997	0.62 ± 0.14	F....	...	GB6 J1653+3107	10.7..
793	253.534	39.782	1.22 ± 0.15	0.90 ± 0.19	0.72 ± 0.18	FCC..	WNP	GB6 J1653+3945	3.2..
794	253.578	-0.138	0.46 ± 0.13	1.03 ± 0.30	F...F
795	254.072	18.503	0.47 ± 0.13	0.44 ± 0.13FF...	...	GB6 J1656+1826	5.6M.
796	254.339	57.147	0.48 ± 0.13	0.70 ± 0.15	0.68 ± 0.18	0.55 ± 0.16	...	FFCF.	WN.	GB6 J1657+5705	2.9..
797	254.443	34.824	...	0.62 ± 0.16F...	...	GB6 J1658+3443	6.7..
798	254.554	7.702	1.73 ± 0.16	1.42 ± 0.19	1.15 ± 0.18	1.25 ± 0.23	0.98 ± 0.26	CCCCC	WNP	GB6 J1658+0741	1.2..
799	254.768	5.198	0.81 ± 0.16	0.67 ± 0.16	0.60 ± 0.16	FFF..	WN.	GB6 J1658+0515	8.5..
800	255.556	35.863	0.40 ± 0.12	F....	...	GB6 J1702+3603	11.3.A
801	255.917	-62.239	1.54 ± 0.16	1.38 ± 0.19	1.46 ± 0.18	1.41 ± 0.23	...	CCCC.	WNP	PMN J1703-6212	1.8..
802	256.472	61.037	0.61 ± 0.14	F....	...	GB6 J1706+6103	1.7.A
803	256.901	45.541	0.35 ± 0.11F...	...	GB6 J1707+4536	5.0M.

Table 6—Continued

#	R.A [°]	Dec.[°]	K [Jy]	Ka [Jy]	Q [Jy]	V [Jy]	W [Jy]	F-flag	C-flag	Cat-ID	Off [']
804	256.916	1.745	0.68± 0.16	0.83± 0.19	0.51± 0.15	CCF..	W.P	GB6 J1707+0148	4.3..
805	257.054	13.590	0.52± 0.13	F....	...	GB6 J1707+1331	7.9..
806	257.103	15.323	0.47± 0.13	F....	...	NVSS J170754+151033	11.4MA
807	257.459	43.322	0.49± 0.13	...	0.54± 0.14	F.F..	...	GB6 J1709+4318	1.8M.
808	258.369	49.242	0.29± 0.10F..	...	GB6 J1713+4916	2.3M.
809	258.968	21.907	0.56± 0.13	F....	...	GB6 J1716+2152	4.8M.
810	259.106	68.633	0.54± 0.13	0.32± 0.11	0.52± 0.18	0.57± 0.14	...	FFCF.	W.P	GB6 J1716+6836	1.8..
811	259.805	17.716	0.59± 0.14	0.40± 0.13	0.70± 0.15	FFF..	W.P	GB6 J1719+1745	2.1..
812	260.962	-64.999	2.49± 0.16	1.89± 0.19	1.62± 0.18	1.42± 0.23	1.50± 0.30	CCCCF	WNP	PMN J1723-6500	1.3..
813	261.044	40.124	0.47± 0.13	0.48± 0.14	0.54± 0.14	...	0.84± 0.24	FFF.F	..P	GB6 J1724+4004	3.1M.
814	261.606	27.145	0.28± 0.10	F....	...	GB6 J1726+2717	10.6M.
815	261.798	31.954	0.20± 0.04	F....	...	GB6 J1726+3201	11.6.A
816	261.893	45.531	0.78± 0.16	0.96± 0.19	0.73± 0.15	0.77± 0.23	0.86± 0.24	CCFCF	WNP	GB6 J1727+4530	1.5M.
817	262.101	4.456	0.35± 0.11	1.12± 0.19	0.98± 0.18	1.11± 0.23	...	FCFC.	WNP	GB6 J1728+0426	0.4..
818	263.609	38.949	1.21± 0.16	1.04± 0.19	1.10± 0.18	1.25± 0.23	...	CCCC.	WNP	GB6 J1734+3857	1.4..
819	263.682	-79.602	1.05± 0.16	0.97± 0.19	0.83± 0.18	0.63± 0.17	...	CCCF.	WN.	PMN J1733-7935	2.9..
820	263.698	8.303	0.71± 0.15	0.61± 0.20	F...F	...	GB6 J1735+0808	11.1..
821	263.977	36.371	0.66± 0.16	0.49± 0.14	0.40± 0.12	FFF..	W.P	GB6 J1735+3616	5.7M.
822	263.979	50.888	0.67± 0.14	F....	...	GB6 J1735+5048	4.5..
823	264.256	6.370	1.05± 0.16	0.57± 0.15	0.59± 0.15	CCF..	WN.	GB6 J1737+0620	3.4M.
824	264.370	-56.585	0.90± 0.16	0.74± 0.17	0.33± 0.11	CCF..	W.P	PMN J1737-5633	2.2..
825	264.858	49.925	0.56± 0.13	0.57± 0.14	0.43± 0.13	FFF..	..P	GB6 J1739+4955	0.6M.
826	265.050	21.995	0.40± 0.12	F....	...	GB6 J1740+2210	11.4M.
827	265.107	47.627	0.79± 0.16	0.76± 0.16	0.79± 0.18	0.84± 0.18	1.00± 0.27	CCFCF	WNP	GB6 J1739+4738	4.6M.
828	265.197	52.190	1.18± 0.16	1.19± 0.19	1.23± 0.18	1.11± 0.23	...	CCCC.	WNP	GB6 J1740+5211	1.7..
829	266.178	17.411	0.45± 0.13	F....	...	GB6 J1745+1719	13.3..
830	266.612	-0.610	0.73± 0.15	F....	...	NVSS J174531-003153	14.7M.
831	266.893	2.104	0.45± 0.13	F....	...	PMN J1747+0202	4.7.A
832	267.063	33.898	0.33± 0.11	F....	...	GB6 J1748+3404	10.4..
833	267.126	70.118	0.47± 0.12	0.55± 0.13	0.55± 0.18	0.83± 0.15	0.86± 0.22	FFCFF	WNP	GB6 J1748+7005	1.3..
834	267.889	9.629	4.55± 0.17	4.77± 0.19	4.70± 0.18	4.45± 0.23	3.64± 0.34	CCCCC	WNP	GB6 J1751+0938	1.2M.
835	268.188	17.621	0.44± 0.13	F....	..P	GB6 J1752+1734	3.0..
836	268.406	28.801	2.09± 0.16	1.85± 0.19	2.02± 0.18	1.88± 0.23	1.55± 0.34	CCCCC	WNP	GB6 J1753+2847	1.1..
837	268.409	44.175	0.52± 0.13	0.90± 0.19	0.69± 0.14	0.81± 0.18	...	FCFF.	WN.	GB6 J1753+4410	2.6..
838	269.215	15.676	0.35± 0.11	0.72± 0.19	0.54± 0.14	FCF..	W..	GB6 J1756+1553	14.0M.
839	269.650	66.623	0.54± 0.16	0.59± 0.19	0.69± 0.18	CCC..	W.P	GB6 J1758+6638	0.7M.
840	270.099	38.830	0.89± 0.16	0.76± 0.16	0.83± 0.18	CFC..	WNP	GB6 J1800+3848	1.2M.
841	270.172	78.482	2.13± 0.16	1.90± 0.19	1.63± 0.18	1.48± 0.23	1.25± 0.26	CCCCF	WNP	1Jy 1803+78	0.9..
842	270.374	44.099	1.36± 0.16	1.15± 0.19	1.46± 0.18	1.64± 0.23	0.90± 0.23	CCCCF	WNP	GB6 J1801+4404	1.8..
843	270.779	-65.131	1.10± 0.16	1.02± 0.19	1.03± 0.18	0.54± 0.16	1.03± 0.27	CCCFF	WNP	PMN J1803-6507	1.8..
844	271.124	-78.445	0.37± 0.12	F....	...	PMN J1802-7817	11.7.A
845	271.706	69.813	1.36± 0.16	1.52± 0.19	1.52± 0.18	1.32± 0.23	0.93± 0.21	CCCCF	WNP	GB6 J1806+6949	0.8..
846	272.187	30.909	0.39± 0.12	F....	...	NVSS J180846+310048	6.3MA
847	272.195	45.778	0.25± 0.09	0.56± 0.15	0.52± 0.13	FFF..	..P	GB6 J1808+4542	5.9..
848	272.417	56.723	0.36± 0.11F..	W..	GB6 J1810+5649	6.8M.
849	272.905	-43.568	0.70± 0.15	F....	...	SUMSS J181049-43440	13.2M.
850	273.037	6.843	0.89± 0.16	0.97± 0.19	0.83± 0.17	0.72± 0.19	...	CCFF.	WNP	GB6 J1812+0651	1.1M.
851	273.230	55.992	0.66± 0.18C..	W..	GB6 J1812+5603	4.3..
852	273.436	41.162	0.75± 0.15	F....	...	GB6 J1814+4113	7.8M.
853	274.948	-55.330	0.84± 0.16	0.53± 0.15	0.76± 0.16	CCF..	WNP	PMN J1819-5521	1.6M.
854	275.048	-63.728	1.77± 0.16	1.66± 0.19	1.22± 0.18	1.09± 0.23	1.13± 0.28	CCCCF	WNP	PMN J1819-6345	4.6..
855	275.105	35.781	0.50± 0.13	0.55± 0.15	FF...	...	GB6 J1820+3540	6.9..
856	275.575	16.015	...	0.37± 0.12	0.55± 0.15FF..	W..	GB6 J1822+1600	1.9..
857	276.025	56.819	1.45± 0.16	1.29± 0.19	1.29± 0.18	1.11± 0.23	0.85± 0.22	CCCCF	WNP	GB6 J1824+5650	1.8..
858	277.418	48.750	2.99± 0.17	2.70± 0.19	2.67± 0.18	2.06± 0.23	1.45± 0.28	CCCCF	WNP	GB6 J1829+4844	1.4..
859	277.581	-44.677	0.58± 0.14	0.52± 0.15	FF...	..P	PMN J1830-4441	3.5..
860	278.101	28.540	0.68± 0.05	...	0.45± 0.12	F.F..	...	GB6 J1832+2833	5.8M.
861	278.611	-58.913	0.95± 0.16	0.71± 0.16	0.79± 0.18	CFC..	WNP	PMN J1834-5856	1.8..
862	278.653	31.517	0.60± 0.14	0.51± 0.14	0.27± 0.09	FFF..	...	GB6 J1834+3136	6.6..
863	278.776	32.637	0.81± 0.16	0.75± 0.16	0.67± 0.15	CCF..	WNP	GB6 J1835+3241	3.4..
864	279.390	75.324	0.35± 0.11F..	..P	GB6 J1836+7507	12.1..
865	279.393	-71.105	1.91± 0.16	1.37± 0.19	1.19± 0.18	1.08± 0.23	...	CCCC.	WNP	PMN J1837-7108	2.6..
866	280.443	79.775	1.33± 0.16	0.86± 0.19	0.79± 0.18	0.49± 0.14	...	CCCF.	WNP	1Jy 1845+79	1.5..
867	280.478	29.124	0.67± 0.21F	...	GB6 J1841+2909	7.7.A
868	280.669	68.167	1.33± 0.16	1.12± 0.19	1.19± 0.18	0.99± 0.23	0.79± 0.19	CCCCF	WNP	GB6 J1842+6809	1.0M.
869	281.564	17.492	0.66± 0.16	C....	...	GB6 J1846+1739	10.4MA
870	282.087	32.377	0.63± 0.14	0.92± 0.19	0.83± 0.18	0.72± 0.18	...	FCFC.	WNP	GB6 J1848+3219	3.6..

Table 6—Continued

#	R.A [°]	Dec.[°]	K [Jy]	Ka [Jy]	Q [Jy]	V [Jy]	W [Jy]	F-flag	C-flag	Cat-ID	Off [']
871	282.364	67.084	1.56± 0.16	2.12± 0.19	1.87± 0.18	1.70± 0.23	1.43± 0.34	CCCC	WNP	GB6 J1849+6705	1.3M.
872	282.520	21.170	0.57± 0.13	F....	...	GB6 J1850+2103	7.2..
873	282.626	28.403	1.35± 0.16	0.72± 0.07	0.37± 0.11	CFF..	WNP	GB6 J1850+2825	1.1..
874	283.134	40.451	0.56± 0.14	0.40± 0.13	FF...	...	GB6 J1852+4019	8.0..
875	283.828	73.925	0.40± 0.12	...	0.40± 0.11	F.F..	W..	GB6 J1854+7351	4.6..
876	284.128	-26.397	0.59± 0.14	F....	...	NVSS J185546-261740	11.6MA
877	285.054	27.235	0.74± 0.16	C....	...	GB6 J1900+2702	14.4M.
878	285.480	-36.954	4.15± 0.34	...C	W.P	NVSS J190123-370755	12.4MA
879	285.725	-67.860	0.47± 0.13F..	...	PMN J1903-6749	2.1M.
880	285.737	31.943	1.19± 0.16	0.60± 0.15	0.32± 0.11	CFF..	WNP	GB6 J1902+3159	3.1M.
881	287.578	48.599	0.49± 0.13F..	...	GB6 J1909+4834	5.5M.
882	287.775	-20.129	2.35± 0.16	2.58± 0.19	2.69± 0.18	2.61± 0.23	2.98± 0.34	CCCC	WNP	PMN J1911-2006	1.2M.
883	288.072	37.605	...	0.42± 0.13F..	W..	GB6 J1912+3740	4.5M.
884	288.397	-80.102	0.76± 0.16	0.52± 0.14	0.38± 0.12	CFF..	WN.	PMN J1912-8010	4.7..
885	289.317	26.795	0.53± 0.15F.
886	289.348	55.480	0.61± 0.05	0.35± 0.11	FF...	W..	GB6 J1918+5520	10.4..
887	289.457	59.353	0.36± 0.11F..	...	GB6 J1917+5920	2.2..
888	290.152	78.180	...	0.78± 0.19C...	...	NVSS J192502+781444	14.1M.
889	290.462	-36.754	0.32± 0.11	F....	...	NVSS J192227-365150	9.9MA
890	290.669	47.745	0.36± 0.11	F....	...	GB6 J1923+4754	12.4..
891	290.878	-21.087	2.46± 0.16	2.49± 0.19	2.25± 0.18	2.19± 0.23	1.85± 0.34	CCCC	WNP	PMN J1923-2104	0.8..
892	291.205	-29.235	12.85± 0.18	11.79± 0.20	11.26± 0.19	10.47± 0.24	8.35± 0.35	CCCC	WNP	PMN J1924-2914	0.6..
893	291.865	61.310	0.96± 0.16	0.84± 0.19	1.13± 0.18	0.97± 0.19	...	CCCF.	WNP	GB6 J1927+6117	1.2M.
894	291.932	73.976	3.67± 0.17	3.13± 0.19	2.71± 0.18	2.62± 0.23	1.82± 0.34	CCCC	WNP	GB6 J1927+7357	0.7..
895	292.704	-60.858	0.65± 0.14	0.52± 0.14	FF...	.N.	PMN J1930-6056	7.0M.
896	293.675	-5.077	0.80± 0.18C..
897	293.792	65.793	0.41± 0.12	F....	...	GB6 J1933+6540	10.5..
898	294.333	-39.950	1.12± 0.16	1.70± 0.19	1.58± 0.18	1.48± 0.23	1.54± 0.32	CCCCF	WNP	PMN J1937-3957	1.2..
899	294.615	4.859	0.78± 0.16	0.69± 0.16	0.41± 0.13	CFF..	...	GB6 J1938+0448	3.3M.
900	294.734	-63.703	0.96± 0.16	0.58± 0.15	CF...	WNP	PMN J1939-6342	3.3M.
901	294.826	-15.470	1.17± 0.16	1.07± 0.19	0.59± 0.16	CCF..	WN.	PMN J1939-1525	3.1..
902	295.300	63.014	0.36± 0.11	F....	...	GB6 J1942+6307	13.5M.
903	295.771	-81.014	0.69± 0.14	F....	...	PMN J1939-8105	9.2.A
904	296.008	9.082	0.43± 0.13F..	...	GB6 J1943+0912	9.2.A
905	296.326	-55.301	0.53± 0.14	0.44± 0.14	FF...	W.P	PMN J1945-5520	3.0..
906	296.380	54.663	0.34± 0.11	F....	...	GB6 J1944+5447	11.9..
907	296.808	7.249	0.60± 0.06	F....	...	NVSS J194705+072358	9.2MA
908	297.395	-19.846	0.42± 0.13	F....	...	PMN J1949-1957	7.8..
909	298.055	2.575	0.89± 0.16	C....	WNP	GB6 J1952+0230	4.1..
910	298.135	-6.839	0.29± 0.06	F....	...	PMN J1952-0641	10.4..
911	298.831	13.928	...	0.98± 0.19C..	..P	GB6 J1955+1358	3.2..
912	298.894	51.533	1.00± 0.16	1.09± 0.19	0.95± 0.18	0.90± 0.19	...	CCCF.	W.P	GB6 J1955+5131	1.2M.
913	299.267	-32.401	...	0.64± 0.17	0.55± 0.16	0.68± 0.19FFF.	..P	PMN J1956-3225	1.9..
914	299.488	-38.742	3.42± 0.17	3.31± 0.19	3.18± 0.18	2.65± 0.23	2.05± 0.34	CCCC	WNP	PMN J1957-3845	0.9..
915	299.606	-55.360	0.92± 0.16	0.53± 0.15	CF...	WN.	PMN J1958-5509	12.1..
916	299.965	-9.760	0.62± 0.15	F....	...	PMN J1959-0940	8.1..
917	300.069	-13.387	0.53± 0.06	...	0.82± 0.19	F.F..	..P	PMN J2000-1325	6.6..
918	300.246	-17.831	2.15± 0.16	2.17± 0.19	1.90± 0.18	2.08± 0.23	1.65± 0.37	CCCCF	WNP	PMN J2000-1748	1.0..
919	300.713	14.895	0.31± 0.11F..	...	GB6 J2002+1501	7.7M.
920	300.945	-79.100	0.77± 0.15	...	0.40± 0.12	...	0.96± 0.26	F.F.F	...	SUMSS J200600-79122	8.9MA
921	301.380	-45.850	0.10± 0.03F.
922	301.440	77.892	0.84± 0.16	1.25± 0.19	1.22± 0.18	1.05± 0.23	0.89± 0.23	CCCCF	WNP	1Jy 2007+77	1.1..
923	301.487	64.444	0.49± 0.13	0.43± 0.13	0.51± 0.13	FFF..	..P	GB6 J2006+6424	3.0M.
924	302.353	72.531	0.37± 0.16	0.66± 0.19	0.69± 0.18	0.44± 0.14	0.78± 0.23	CCCF	WNP	GB6 J2009+7229	3.3M.
925	302.354	-48.857	0.65± 0.16	...	0.70± 0.18	0.68± 0.19	...	C.CF.	W.P	PMN J2009-4849	1.5..
926	302.834	-15.791	1.81± 0.16	1.66± 0.19	1.89± 0.18	1.71± 0.23	...	CCCC.	WNP	PMN J2011-1546	1.3..
927	303.582	-12.865	0.53± 0.14	F....	...	PMN J2015-1252	13.6..
928	303.997	16.764	0.43± 0.13	F....	...	GB6 J2016+1632	14.1M.
929	304.048	65.932	0.62± 0.16	C....	W.P	GB6 J2015+6554	2.1M.
930	304.617	8.584	0.39± 0.12	F....	...	GB6 J2018+0831	5.0..
931	305.487	10.024	0.36± 0.12	F....	...	GB6 J2022+1001	2.9..
932	305.714	61.525	1.69± 0.16	1.54± 0.19	0.95± 0.18	CCC..	WNP	GB6 J2022+6137	7.8..
933	306.044	54.439	0.85± 0.16	0.86± 0.16	0.51± 0.13	0.73± 0.18	...	CCFF.	W.P	GB6 J2023+5427	2.6..
934	306.124	17.246	0.88± 0.16	0.80± 0.17	CF...	WNP	GB6 J2024+1718	7.2M.
935	306.280	-32.895	0.39± 0.06	...	0.56± 0.16	F.F..	..P	PMN J2024-3253	6.7M.
936	306.423	-7.619	0.74± 0.15	0.72± 0.18	0.96± 0.18	1.33± 0.24	0.64± 0.21	FFFFF	..P	PMN J2025-0735	1.3..
937	307.711	-70.087	...	0.54± 0.14	0.49± 0.16	.F..F	...	PMN J2029-6957	9.3M.

Table 6—Continued

#	R.A [°]	Dec.[°]	K [Jy]	Ka [Jy]	Q [Jy]	V [Jy]	W [Jy]	F-flag	C-flag	Cat-ID	Off [']
938	307.907	-82.730	0.81± 0.16	C....	...	SUMSS J203341-82563	13.4MA
939	307.931	12.296	0.57± 0.14	0.43± 0.14	0.63± 0.16	FFF..	..P	GB6 J2031+1219	3.3M.
940	308.051	27.257	0.31± 0.10	F....	...	NVSS J203253+270553	13.3MA
941	308.705	-68.791	0.72± 0.16	0.85± 0.19	0.44± 0.13	0.48± 0.14	...	CCFF.	WNP	PMN J2035-6846	5.4..
942	308.875	10.910	0.63± 0.14	1.17± 0.19	0.35± 0.12	FCF..	WNP	GB6 J2035+1055	2.2..
943	309.284	-6.480	0.72± 0.16	C....	...	PMN J2036-0628	6.9M.
944	310.309	-75.352	0.27± 0.09	0.38± 0.12	FF...	...	PMN J2041-7515	5.4M.
945	310.775	-22.969	0.53± 0.14	0.42± 0.14	FF...	...	PMN J2042-2255	3.2M.
946	311.812	14.589	0.40± 0.12	F....	...	GB6 J2046+1437	10.4MA
947	312.419	10.043	0.49± 0.13	...	0.45± 0.14	F.F..	..P	GB6 J2049+1003	1.4M.
948	312.574	4.275	0.42± 0.13	F....	...	GB6 J2050+0407	9.3..
949	313.016	17.849	...	0.72± 0.17F...	...	GB6 J2051+1743	10.2..
950	313.222	-62.842	...	0.35± 0.12	0.38± 0.12FF..	...	PMN J2053-6255	5.5..
951	313.777	23.117	0.44± 0.13	F....	...	GB6 J2055+2308	1.1.A
952	313.791	-4.682	0.45± 0.13	F....	...	NVSS J205514-044119	1.2MA
953	314.020	-47.295	2.53± 0.16	2.38± 0.19	2.31± 0.18	2.18± 0.23	1.60± 0.34	CCCC	WNP	PMN J2056-4714	3.4..
954	314.053	-32.047	0.43± 0.13	0.77± 0.18	0.79± 0.18	FFF..	W.P	PMN J2056-3207	5.1..
955	314.054	-12.458	0.40± 0.12	F....	...	PMN J2056-1237	14.7M.
956	314.424	-37.559	...	0.45± 0.14F...	..P	PMN J2057-3734	0.5..
957	315.193	-29.558	0.64± 0.17F..	..P	PMN J2101-2933	3.3..
958	315.352	-28.062	1.01± 0.16	C....	..N.	PMN J2101-2802	3.5..
959	315.405	3.694	1.02± 0.16	0.76± 0.17	0.65± 0.16	1.10± 0.23	...	CCFF.	WNP	GB6 J2101+0341	0.7..
960	315.983	-11.326	0.80± 0.16	C....	..P	PMN J2104-1121	4.4..
961	316.203	-78.457	0.58± 0.14	0.70± 0.16	0.57± 0.14	0.65± 0.17	...	FFFF.	W.P	PMN J2105-7825	3.3M.
962	316.580	-48.875	0.49± 0.13	0.41± 0.13	FF...	...	PMN J2105-4848	13.5..
963	316.632	12.690	...	0.48± 0.08F...	...	GB6 J2106+1239	5.2..
964	316.819	-25.423	0.99± 0.16	0.95± 0.18	0.53± 0.16	0.58± 0.18	...	CCFF.	WNP	PMN J2107-2526	1.9M.
965	317.395	-41.155	1.56± 0.16	1.31± 0.19	1.31± 0.18	0.99± 0.20	...	CCCF.	WNP	PMN J2109-4110	1.0..
966	317.415	35.600	0.89± 0.16	0.46± 0.14	0.82± 0.18	0.99± 0.23	...	CFCC.	WNP	GB6 J2109+3532	3.6M.
967	317.452	-1.144	0.48± 0.14	0.65± 0.21	F...F	...	PMN J2110-0120	13.1.A
968	318.160	-68.878	...	0.53± 0.14F...	...	PMN J2114-6851	8.6M.
969	318.982	-80.818	0.36± 0.11	0.72± 0.16	0.32± 0.11	FFF..	..P	PMN J2116-8053	5.1..
970	318.989	29.555	0.59± 0.14	0.51± 0.14	0.44± 0.13	FFF..	...	GB6 J2115+2933	6.2..
971	319.518	31.777	0.71± 0.16	C....	...	NVSS J211809+315423	7.8MA
972	320.198	-37.197	0.58± 0.14	0.87± 0.18	FF...	...	PMN J2121-3703	9.8M.
973	320.610	10.246	...	0.37± 0.13F...	...	GB6 J2123+1007	13.5M.
974	320.934	5.581	2.04± 0.16	1.57± 0.19	1.58± 0.18	1.12± 0.23	...	CCCC.	WNP	GB6 J2123+0535	0.7M.
975	321.000	10.022	0.36± 0.12F...	...	GB6 J2123+1007	13.1..
976	321.027	25.122	0.87± 0.16	C....	WNP	GB6 J2123+2504	5.8..
977	321.324	-23.737	0.48± 0.14	F....	...	PMN J2125-2338	9.8M.
978	321.588	-46.074	0.45± 0.13	...	0.65± 0.16	F.F..	..P	PMN J2126-4605	2.3..
979	322.319	-15.648	0.69± 0.16	F....	W..	PMN J2129-1538	1.1M.
980	322.563	-9.442	0.85± 0.16	0.80± 0.18	1.02± 0.18	0.96± 0.22	...	CFCF.	WNP	PMN J2130-0927	1.3..
981	322.844	-12.111	2.73± 0.17	2.45± 0.19	2.03± 0.18	1.52± 0.23	1.15± 0.30	CCCCF	WNP	PMN J2131-1207	3.2M.
982	323.551	-1.880	1.97± 0.16	1.92± 0.19	1.77± 0.18	1.90± 0.23	1.58± 0.32	CCCCF	WNP	PMN J2134-0153	0.8..
983	324.162	0.680	4.78± 0.17	3.84± 0.19	3.31± 0.18	1.96± 0.23	...	CCCC.	WNP	GB6 J2136+0041	1.0..
984	324.417	-14.531	0.63± 0.17F...	...	PMN J2137-1433	1.4..
985	324.768	14.399	2.29± 0.16	1.82± 0.19	1.50± 0.18	1.00± 0.21	...	CCCF.	WNP	GB6 J2139+1423	0.8..
986	325.631	-4.651	0.98± 0.18	...	1.22± 0.33	.C.F	W..	PMN J2142-0437	2.0..
987	325.873	31.204	0.46± 0.13	0.54± 0.15	FF...	...	GB6 J2142+3114	12.0MA
988	325.903	17.727	1.01± 0.16	0.95± 0.18	CF...	WNP	GB6 J2143+1743	0.4M.
989	326.567	-78.006	1.62± 0.16	1.10± 0.19	0.69± 0.15	0.44± 0.14	...	CCFF.	WNP	PMN J2146-7755	4.4M.
990	326.657	-15.441	0.40± 0.13	...	0.68± 0.18	0.78± 0.21	...	F.FF.	..P	PMN J2146-1525	3.7..
991	326.807	9.473	0.63± 0.16	C....	..P	GB6 J2147+0929	1.7..
992	327.010	6.964	7.89± 0.17	7.30± 0.19	7.43± 0.19	6.10± 0.23	4.74± 0.34	CCCC	WNP	GB6 J2148+0657	0.7..
993	327.260	-55.343	0.35± 0.11	F....	...	PMN J2147-5526	12.6M.
994	327.309	-17.423	0.95± 0.16	0.77± 0.18	0.47± 0.14	CF..	...	PMN J2148-1723	9.0..
995	327.700	-27.848	0.32± 0.11	F....	..P	PMN J2151-2742	11.3..
996	327.954	-30.450	1.46± 0.16	1.33± 0.19	1.42± 0.18	1.50± 0.23	...	CCCC.	WNP	PMN J2151-3028	2.7..
997	328.074	17.604	0.66± 0.15	0.59± 0.18	...	F..F.	...	GB6 J2152+1734	2.7..
998	328.815	38.154	0.62± 0.14	F....	...	GB6 J2155+3800	11.3..
999	328.819	-51.763	0.32± 0.11	0.47± 0.14	FF...	...	PMN J2154-5150	11.6M.
1000	328.888	22.663	...	0.41± 0.13F...	...	GB6 J2155+2250	12.3..
1001	329.322	-69.696	3.87± 0.17	2.93± 0.19	2.75± 0.18	2.05± 0.23	1.32± 0.28	CCCCF	WNP	PMN J2157-6941	0.9M.
1002	329.361	10.294	...	0.41± 0.13F...	...	NVSS J215712+101425	4.7M.
1003	329.521	-15.023	2.15± 0.16	1.68± 0.19	1.65± 0.18	1.24± 0.23	...	CCCC.	WNP	PMN J2158-1501	0.5..
1004	329.898	-25.263	...	0.24± 0.07	0.78± 0.18	0.89± 0.21FFF.	...	PMN J2159-2517	3.3..

Table 6—Continued

#	R.A [°]	Dec.[°]	K [Jy]	Ka [Jy]	Q [Jy]	V [Jy]	W [Jy]	F-flag	C-flag	Cat-ID	Off [']
1005	330.694	-23.627	0.64± 0.15	0.35± 0.12	0.90± 0.18	FFF..	.N.	PMN J2202-2335	3.3..
1006	330.784	-61.661	0.53± 0.13F..	...	PMN J2203-6130	11.2M.
1007	330.817	31.756	2.79± 0.17	2.50± 0.19	2.29± 0.18	1.87± 0.23	1.21± 0.29	CCCCF	WNP	GB6 J2203+3145	0.3..
1008	330.875	17.434	1.47± 0.16	1.68± 0.19	1.36± 0.18	1.57± 0.23	0.60± 0.20	CCCCF	WNP	GB6 J2203+1725	0.9M.
1009	331.117	4.639	0.52± 0.15F..	...	GB6 J2204+0440	3.3M.
1010	331.551	-18.606	1.94± 0.16	1.48± 0.19	0.87± 0.19	0.97± 0.21	...	CCFF.	WNP	PMN J2206-1835	0.9..
1011	331.698	-0.487	0.46± 0.13	0.42± 0.14	...	F..F.	..P	PMN J2206-0031	2.2..
1012	331.878	-53.741	1.00± 0.16	0.95± 0.19	1.04± 0.18	CCC..	WNP	PMN J2207-5346	2.8..
1013	332.190	48.822	0.32± 0.11	F....	...	GB6 J2207+4844	10.1MA
1014	332.882	-13.470	...	0.51± 0.15	0.65± 0.17	0.92± 0.22FFF.	..P	PMN J2211-1328	1.9..
1015	332.999	23.940	1.43± 0.16	1.38± 0.19	0.89± 0.17	0.51± 0.16	...	CCFF.	WNP	GB6 J2212+2355	1.7..
1016	333.227	-25.508	0.79± 0.16	0.69± 0.17	0.62± 0.16	0.63± 0.18	...	CFFF.	WNP	PMN J2213-2529	2.1M.
1017	334.178	35.238	...	0.57± 0.15F..	...	GB6 J2216+3518	6.2M.
1018	334.269	24.380	0.50± 0.14	0.45± 0.09	0.64± 0.15	0.93± 0.20	...	FFFF.	..P	GB6 J2217+2421	1.3..
1019	334.565	15.381	0.41± 0.12	0.64± 0.16	FF...	..P	GB6 J2218+1520	2.4..
1020	334.659	26.461	0.85± 0.16	C....	.N.	GB6 J2219+2627	11.6..
1021	334.713	-3.555	2.12± 0.16	1.77± 0.19	1.81± 0.18	1.86± 0.23	...	CCCC.	WNP	PMN J2218-0335	2.4..
1022	335.088	43.326	0.91± 0.16	C....	W..	NVSS J222103+432702	10.7MA
1023	335.889	-31.647	0.48± 0.13	0.85± 0.20	0.98± 0.29	F..FF	..P	PMN J2223-3137	3.0M.
1024	336.171	-11.334	0.32± 0.11	F....	...	PMN J2224-1126	10.4..
1025	336.403	21.319	0.99± 0.16	1.14± 0.19	1.13± 0.18	0.86± 0.20	...	CCCF.	WNP	GB6 J2225+2118	0.9..
1026	336.451	-4.939	5.95± 0.17	5.70± 0.19	5.17± 0.18	4.56± 0.23	3.05± 0.34	CCCCC	WNP	PMN J2225-0457	0.8M.
1027	337.349	-69.163	0.43± 0.13	0.32± 0.11	0.36± 0.11	FFF..	..P	PMN J2228-6910	2.3..
1028	337.418	-8.563	2.29± 0.16	2.98± 0.19	2.66± 0.18	3.07± 0.23	2.43± 0.34	CCCCC	WNP	PMN J2229-0832	0.9..
1029	337.444	-20.828	0.86± 0.16	0.94± 0.19	1.09± 0.18	...	0.99± 0.28	CCC.F	WNP	PMN J2229-2049	0.5..
1030	337.504	-13.482	...	0.63± 0.16	0.40± 0.13F..	...	PMN J2230-1325	4.8..
1031	337.764	-39.699	0.67± 0.15	0.82± 0.17	0.58± 0.16	FFF..	..P	PMN J2230-3942	4.9..
1032	337.858	-44.306	0.58± 0.14	...	0.51± 0.14	F.F..	...	PMN J2230-4416	5.7..
1033	338.054	-79.189	0.58± 0.14	F....	...	PMN J2229-7907	9.2..
1034	338.155	11.724	3.68± 0.17	4.18± 0.19	4.19± 0.18	4.24± 0.23	4.70± 0.34	CCCCC	WNP	GB6 J2232+1143	0.5..
1035	338.793	-48.584	1.95± 0.16	1.85± 0.19	2.04± 0.18	1.70± 0.23	1.87± 0.34	CCCCC	WNP	PMN J2235-4835	1.0..
1036	339.088	28.487	1.20± 0.16	0.94± 0.19	0.99± 0.18	CCC..	WNP	GB6 J2236+2828	0.3..
1037	339.411	-39.265	0.61± 0.16F..	...	PMN J2237-3921	8.3M.
1038	339.873	-57.048	1.24± 0.16	0.84± 0.19	0.64± 0.18	0.66± 0.17	1.07± 0.26	CCCF.	WNP	PMN J2239-5701	3.0M.
1039	340.344	9.942	0.50± 0.14	F....	...	GB6 J2241+0953	7.2..
1040	340.394	-36.064	0.58± 0.16	C....	...	PMN J2241-3559	5.0..
1041	340.846	-25.814	0.71± 0.16	0.58± 0.16	0.42± 0.14	0.70± 0.19	...	CFFF.	.NP	PMN J2243-2544	4.4..
1042	341.493	-56.170	...	0.55± 0.07	0.70± 0.15F..	...	PMN J2246-5607	3.5..
1043	341.570	-12.104	1.99± 0.16	2.04± 0.19	2.11± 0.18	1.79± 0.23	...	CCCC.	WNP	PMN J2246-1206	0.7..
1044	341.785	-37.006	0.67± 0.16	0.74± 0.17	0.40± 0.13	CFF..	WNP	PMN J2247-3657	2.6..
1045	342.029	44.719	0.42± 0.12	0.38± 0.12	FF...	...	GB6 J2249+4451	13.1MA
1046	342.147	-32.575	0.37± 0.12	0.69± 0.16	0.68± 0.17	0.84± 0.19	...	FFFF.	W.P	PMN J2248-3236	2.1..
1047	342.301	21.066	0.45± 0.13	0.49± 0.15	FF...	...	GB6 J2249+2107	4.4..
1048	342.605	11.491	0.39± 0.12	0.55± 0.16	FF...	...	GB6 J2249+1136	10.6MA
1049	343.329	19.671	0.72± 0.15	0.34± 0.11	0.50± 0.15	FFF..	...	GB6 J2253+1942	3.6..
1050	343.416	0.901	0.57± 0.14	0.47± 0.15	FF...	..P	GB6 J2254+0053	6.1M.
1051	343.504	16.153	8.34± 0.17	8.55± 0.19	9.37± 0.19	9.87± 0.24	10.20± 0.35	CCCCC	WNP	GB6 J2253+1608	0.8..
1052	343.891	42.039	0.88± 0.16	...	0.65± 0.15	C.F..	WN.	GB6 J2255+4202	0.7..
1053	344.171	-20.187	0.84± 0.16	0.71± 0.17	0.68± 0.16	CFF..	WNP	PMN J2256-2011	0.5..
1054	344.209	7.680	0.47± 0.13	0.54± 0.15	FF...	..P	GB6 J2257+0743	7.0..
1055	344.528	-27.954	4.82± 0.17	4.24± 0.19	4.04± 0.18	4.14± 0.23	3.00± 0.34	CCCCC	WNP	PMN J2258-2758	1.2..
1056	344.587	2.493	0.31± 0.10	F....	...	NVSS J225743+021812	14.8MA
1057	345.235	-1.924	0.70± 0.16	0.58± 0.16	0.65± 0.17	CFF..	..P	PMN J2301-0157	3.7..
1058	345.388	37.525	0.35± 0.11	0.49± 0.14	0.70± 0.16	0.75± 0.19	...	FFFF.	...	GB6 J2301+3726	4.8..
1059	345.775	-18.720	0.77± 0.18F..	...	PMN J2303-1841	1.9..
1060	345.839	-68.162	0.79± 0.16	0.62± 0.15	0.92± 0.18	CFC..	WNP	PMN J2303-6807	2.8M.
1061	346.632	-4.987	...	0.50± 0.15F..	...	PMN J2306-0459	4.3..
1062	346.770	32.529	0.30± 0.10	F....	...	GB6 J2307+3230	2.8M.
1063	346.841	27.513	0.88± 0.20F..	...	GB6 J2307+2742	12.3.A
1064	346.961	-22.703	0.36± 0.12	0.51± 0.15	FF...	...	PMN J2307-2247	6.3M.
1065	347.747	11.037	0.53± 0.14	F....	...	GB6 J2310+1055	10.3..
1066	347.792	72.598	0.79± 0.16	C....	...	GB6 J2312+7241	7.5..
1067	347.798	34.453	0.39± 0.12	0.41± 0.13	1.01± 0.18	1.02± 0.22	...	FFCF.	W.P	GB6 J2311+3425	2.5..
1068	348.718	-31.633	0.86± 0.16	...	0.56± 0.15	C.F..	WNP	PMN J2314-3138	1.1..
1069	348.964	-50.372	0.84± 0.16	0.59± 0.15	0.69± 0.15	0.82± 0.19	...	CFFF.	WNP	PMN J2315-5018	3.8M.
1070	349.388	-40.571	0.41± 0.13F..	...	PMN J2318-4032	7.1M.
1071	349.949	-42.077	0.28± 0.10	F....	...	PMN J2319-4206	7.4..

Table 6—Continued

#	R.A [°]	Dec.[°]	K [Jy]	Ka [Jy]	Q [Jy]	V [Jy]	W [Jy]	F-flag	C-flag	Cat-ID	Off [']
1072	350.098	5.304	0.57± 0.14	0.52± 0.15	FF...	.NP	GB6 J2320+0513	6.8..
1073	350.511	32.117	0.69± 0.15	0.84± 0.17	FF...	...	GB6 J2321+3204	3.3..
1074	350.511	27.518	0.73± 0.16	0.69± 0.17	<i>0.45±0.10</i>	0.94± 0.21	...	CFFF.	WNP	GB6 J2322+2732	1.9M.
1075	350.630	51.054	0.79± 0.16	1.07± 0.19	0.82± 0.18	CCC.	WNP	GB6 J2322+5057	5.6M.
1076	350.898	-3.274	0.79± 0.16	0.92± 0.18	1.00± 0.18	1.06± 0.23	...	CFCC.	WNP	PMN J2323-0317	1.3..
1077	351.847	15.505	0.70± 0.16	...	0.46± 0.14	C.F..	...	GB6 J2327+1524	5.8M.
1078	351.867	-14.815	0.85± 0.16	C....	.N.	PMN J2327-1447	4.9..
1079	351.956	9.693	1.11± 0.16	1.49± 0.19	1.30± 0.18	1.15± 0.22	1.54± 0.36	CCCCF	WNP	GB6 J2327+0940	4.1M.
1080	352.307	19.857	...	<i>0.29±0.08</i>F...	...	GB6 J2328+1956	5.9M.
1081	352.361	-47.511	1.25± 0.16	0.88± 0.19	1.52± 0.18	0.94± 0.18	...	CCCF.	WNP	PMN J2329-4730	1.5..
1082	352.618	33.842	0.66± 0.16	0.50± 0.15	CF...	W..	GB6 J2330+3348	3.6M.
1083	352.733	11.057	1.00± 0.16	0.86± 0.19	0.62± 0.16	CCF..	WNP	GB6 J2330+1100	4.8..
1084	352.871	-15.956	1.00± 0.16	0.75± 0.19	<i>0.30±0.09</i>	0.46± 0.15	...	CCFF.	WNP	PMN J2331-1556	2.4..
1085	352.895	-38.173	0.41± 0.13F..	...	PMN J2332-3811	5.2..
1086	353.498	-23.718	0.95± 0.16	0.66± 0.17	0.86± 0.18	1.31± 0.23	...	CFCC.	WNP	PMN J2333-2343	1.2M.
1087	353.526	7.584	1.19± 0.16	0.70± 0.17	1.03± 0.18	0.95± 0.23	...	CFFC.	WNP	GB6 J2334+0736	2.2..
1088	353.747	-41.436	0.68± 0.15	0.60± 0.15	FF...	...	PMN J2334-4125	6.2..
1089	353.817	-1.479	0.59± 0.15	1.22± 0.19	0.72± 0.17	FCF..	WN.	PMN J2335-0131	2.7..
1090	353.831	-52.762	1.29± 0.16	0.61± 0.14	0.68± 0.15	CFF..	WNP	PMN J2336-5236	12.3M.
1091	354.221	3.273	<i>0.22±0.05</i>	F....	...	NVSS J233633+032422	9.3MA
1092	354.497	-2.507	0.51± 0.16	1.05± 0.19	CF...	.P	PMN J2337-0230	0.6..
1093	354.723	26.860	0.45± 0.13	F....	...	GB6 J2338+2701	11.3..
1094	354.874	-33.039	...	<i>0.43±0.08</i>F...	...	PMN J2339-3310	9.7..
1095	355.966	29.822	0.51± 0.14	F....	...	GB6 J2344+2952	7.2M.
1096	356.032	-15.820	0.80± 0.16	C....	...	NVSS J234343-155535	8.6MA
1097	356.699	9.469	1.19± 0.16	0.85± 0.19	0.62± 0.17	CCF..	WNP	GB6 J2346+0930	3.7M.
1098	356.872	-51.071	...	<i>0.33±0.06</i>F...	...	PMN J2347-5110	6.3M.
1099	356.901	-49.715	0.71± 0.16	0.47± 0.13	...	0.43± 0.14	...	CF.F.	W.P	PMN J2347-4946	3.8..
1100	356.950	6.995	0.38± 0.12	F....	...	GB6 J2348+0706	13.8.A
1101	357.037	-16.526	1.89± 0.16	1.91± 0.19	1.86± 0.18	1.69± 0.23	1.22± 0.33	CCCCF	WNP	PMN J2348-1631	1.4..
1102	357.182	-4.539	0.53± 0.14	F....	...	PMN J2348-0425	10.3M.
1103	357.356	38.779	0.78± 0.16	0.44± 0.14	CF...	WN.	GB6 J2349+3849	2.8M.
1104	357.713	-42.994	<i>0.30±0.05</i>	F....	...	PMN J2351-4259	7.8..
1105	358.567	45.882	1.53± 0.16	1.08± 0.19	1.33± 0.18	1.05± 0.21	1.03± 0.28	CCCCF	WN.	GB6 J2354+4553	1.0..
1106	358.581	-15.256	0.40± 0.12	0.92± 0.18	0.74± 0.17	FFF..	...	PMN J2354-1513	3.3..
1107	358.846	-68.339	0.62± 0.14	...	0.57± 0.14	F.F..	W.P	PMN J2356-6820	3.4..
1108	358.923	81.887	0.71± 0.16	0.57± 0.15	0.73± 0.15	0.97± 0.23	...	CFFC.	WNP	NVSS J235622+815252	1.5M.
1109	358.972	-33.923	0.45± 0.13	F....	...	PMN J2355-3358	6.2..
1110	359.091	49.860	0.71± 0.16	C....	W..	GB6 J2355+4950	11.7M.
1111	359.332	-11.355	0.46± 0.13	...	<i>0.34±0.09</i>	F.F..	...	PMN J2357-1125	5.3..
1112	359.481	-53.220	1.47± 0.16	1.39± 0.19	1.61± 0.18	1.55± 0.23	1.24± 0.25	CCCCF	WNP	PMN J2357-5311	2.0..
1113	359.494	-10.322	1.07± 0.16	0.86± 0.18	0.82± 0.18	...	0.85± 0.26	CFF.F	WNP	PMN J2358-1020	2.9..
1114	359.664	-60.876	2.01± 0.16	1.43± 0.19	1.04± 0.18	0.69± 0.18	...	CCCF.	WNP	PMN J2358-6054	2.7..
1115	359.785	39.361	0.92± 0.16	0.65± 0.16	0.65± 0.16	CFF..	W.P	GB6 J2358+3922	1.9M.
1116	359.805	-45.896	0.32± 0.11	F....	W..	PMN J2358-4555	12.4..