

Domain-wall complexes in ferromagnetic stripes

Andrzej Janutka*

*Institute of Physics, Wrocław University of Technology,
Wybrzeże Wyspiańskiego 27, 50-370 Wrocław, Poland*

Interaction of domain walls (DWs) in ferromagnetic stripes is studied with relevance to the formation of stable complexes of many domains. Two DW system is described with the Landau-Lifshitz-Gilbert equation including regimes of narrow and wide stripes which correspond the presence of transverse and vortex DWs. The DWs of both kinds are characterized with their chiralities (the direction of the magnetization rotation in the stripe plane) and polarities (the magnetization orientation in the center of a vortex and/or halfvortices), hence, their interactions are analyzed with dependence on these properties. In particular, pairs of the DWs of opposite or like both chiralities and polarities are investigated as well as pairs of opposite (like) chiralities and of like (opposite) polarities. Conditions of the creation of stationary magnetic bubbles built of two interacting DWs are formulated with relevance to the situations of presence and absence of the external magnetic field.

PACS numbers: 05.45.Yv, 75.70.Kw, 75.75.Jn, 75.78.Fg, 85.70.Kh

Keywords: domain wall, ferromagnetic stripe, magnetic bubble, Landau-Lifshitz equation, soliton collision

I. INTRODUCTION

Recent growth of the interest in complexes of domain walls (DWs) in quasi-1D ferromagnets is due to hopes for miniaturization of information registers and logical devices based on magnetic nanowires, [1–4], and nanorings [5]. Currently, the main technological effort is focused on the (straight or curved) magnetic nanostripes whose spin structure is more complex than described within the 1D idealization. It is because nanostructures of the best quality are obtained in this form using lithography methods [6]. Mutual interactions of the DWs are of importance in terms of the stability of a record of bits encoded in a string of the magnetic domains [4].

In the present paper, I study interactions of DWs in ferromagnetic stripes of nonzero thickness including two regimes of the stripe widths; narrow stripes correspond to the so called transverse DWs while wider stripes to the so called vortex DWs [7–9]. It is shown that both kinds of the DWs are exact stationary solutions to the Landau-Lifshitz-Gilbert (LLG) equation in 2D (cross-tie DWs [10, 11]), however, their orientations in the stripe plane are distinguished by different boundary conditions. Both transverse and vortex DWs are characterized by two features; a chirality (the direction of magnetization rotation in the stripe plane) which is clockwise or counterclockwise one and a polarity (the direction of magnetization alignment in a vortex/halfvortex center) which is positive or negative one [12, 13]. Pairs of the DWs of the opposite (like) both the chiralities and polarities are found to constitute exact stationary solutions to LLG in the absence of external field, hence, they do not interact. The interactions of the DWs of opposite chiralities and of like polarities (as well as of like chiralities and of

opposite polarities) are studied within a perturbation calculus previously developed with relevance to DWs in 1D ferromagnetic wire and in critical systems [14]. Evaluating the dependence of energy of the two-DW systems on the distance between the DWs, I analyze the creation of stationary bound states of two DWs (magnetic bubbles).

In the presence of an external magnetic field, even DWs of the opposite chiralities and polarities (of like chiralities and polarities) interact. The field-induced collision of such DWs is studied applying a method developed to 1D systems in [15]. For this aim, an extension of the (dissipative) evolution equation of magnetization is performed in a way to describe the dynamics in both the limits of large positive and large negative values of time. The collision is found to be accompanied by the reflection of the DWs, hence, by the creation of stable magnetic bubbles.

In section II, the single DW solutions to the LLG equation in magnetic stripes are analyzed. The interactions of the transverse and vortex DWs of opposite chiralities and of like polarities (as well as of like chiralities and of opposite polarities) are investigated within the perturbation calculus in section III while the field-induced collisions of the DWs of opposite (like) chiralities and polarities are studied in section IV. Main conclusions are presented in section V.

II. SINGLE DW IN FERROMAGNETIC STRIPE

I consider stationary DW solutions to the LLG equation in 2D

$$\frac{\partial \mathbf{m}}{\partial t} = \frac{J}{M} \mathbf{m} \times \left(\frac{\partial^2 \mathbf{m}}{\partial x^2} + \frac{\partial^2 \mathbf{m}}{\partial z^2} \right) + \gamma \mathbf{m} \times \mathbf{H} + \frac{\beta_1}{M} (\mathbf{m} \cdot \hat{i}) \mathbf{m} \times \hat{i} - \frac{\alpha}{M} \mathbf{m} \times \frac{\partial \mathbf{m}}{\partial t}. \quad (1)$$

The first term on the r.h.s. of (1) relates to the exchange spin interactions while the second (Zeeman) term

* Andrzej.Janutka@pwr.wroc.pl

depends on the external magnetic field $\mathbf{H} = (H_x, 0, 0)$, thus, γ denotes the gyromagnetic factor. The constant β_1 determines strength of the easy-axis anisotropy and $\hat{i} \equiv (1, 0, 0)$ indicates the long axis of the stripe. In nanomagnets with structural disorder (permalloys are the most popular materials for nanostripes), the effective spin anisotropy is dominated by dipolar interactions, hence, it is a shape dependent and mainly surface effect. Then, for stripes of big enough cross section, the bulk anisotropy is negligible, $\beta_1 \ll J/w^2$, where w denotes the stripe width. Since (1) is valid only when the constraint $|\mathbf{m}| = M$ is satisfied, one writes equivalent to (1) equations of the unconstrained dynamics. Introducing $m_{\pm} \equiv m_y \pm im_z$, one represents the magnetization components using a pair of complex functions $g(x, z, t)$, $f(x, z, t)$. The relation between the primary and secondary dynamical variables

$$m_+ = \frac{2M}{f^*/g + g^*/f}, \quad m_x = M \frac{f^*/g - g^*/f}{f^*/g + g^*/f} \quad (2)$$

ensures that $|\mathbf{m}| = M$. Inserting (2) into (1) leads, following the Hirota method for solving nonlinear equations [16, 17], to

$$\begin{aligned} f [-iD_t + J(D_x^2 + D_z^2) + \alpha D_t] f^* \cdot g + Jg^*(D_x^2 \\ + D_z^2)g \cdot g - (\gamma H_x + \beta_1) |f|^2 g = 0, \\ g^* [-iD_t - J(D_x^2 + D_z^2) + \alpha D_t] f^* \cdot g - Jf(D_x^2 \\ + D_z^2)f^* \cdot f^* + (-\gamma H_x + \beta_1) |g|^2 f^* = 0 \end{aligned} \quad (3)$$

where D_t , D_x , D_z denote Hirota operators of differentiation

$$\begin{aligned} D_x^n b(x, z, t) \cdot c(x, z, t) \equiv \\ (\partial/\partial x - \partial/\partial x')^n b(x, z, t) c(x', z', t')|_{x=x', z=z', t=t'} \end{aligned}$$

For $\mathbf{H} = 0$, stationary single-DW solutions to (3) take the form

$$f = 1, \quad g = ue^{kx+qz}, \quad (4)$$

where

$$k^2 + q^2 = \frac{\beta_1}{J} \quad (5)$$

and $\text{Re}k \neq 0$. I denote $k \equiv k' + ik''$, $q \equiv q' + iq''$. Assuming the DW edge to be centered at $x = 0$, (then $u = e^{i\varphi}$), the relevant magnetization profile [the single-DW solution to (1)] is written explicitly with

$$\begin{aligned} m_+(x, z) &= Me^{i(\varphi+k''x+q''z)} \text{sech}[k'x + q'z], \\ m_x(x, z) &= -M \tanh[k'x + q'z]. \end{aligned} \quad (6)$$

I assume $q'' \neq 0$ since, in the case $q'' = 0$, the DW states are similar to 1D DWs and cannot exist in absence of the bulk anisotropy [14, 15, 17]. Defining $\theta \equiv \arctan(q'/k')$, following (5), one finds $k'' = -q'' \tan(\theta)$ and $k'^2 - q'^2 = \beta_1/\{J[1 + \tan^2(\theta)]\}$. Also, I assume the magnetization

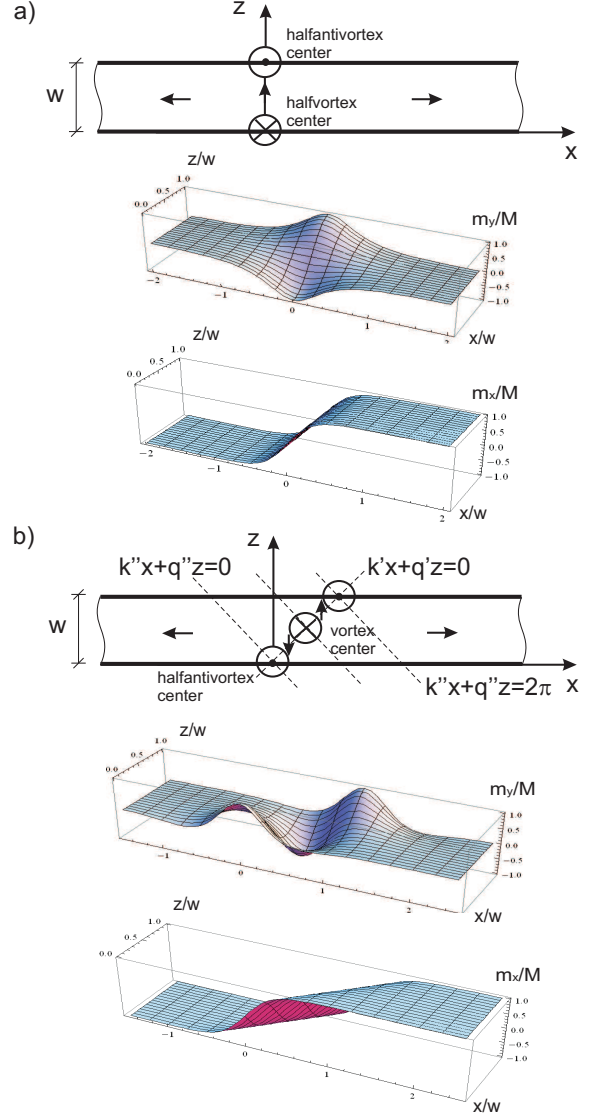


FIG. 1. DW configurations; a) a transverse DW, b) a vortex DW. In the upper draws, arrows indicate magnetization alignment.

orderings on both the stripe edges to be similar, the ordering is symmetric with respect to the axis $z = w/2$. It leads to the condition $k''(-wq'/k') + q''w = n\pi$ where $n = 1, 2, \dots$ and, finally, to $q'' = n\pi/\{w[1 + \tan^2(\theta)]\}$.

Additional boundary condition is related to minimization of the surface (magnetostatic) energy and it discriminates between different values of φ , n , and θ . I evaluate the energy of the DW with dependence on these parameters using the Hamiltonian $\mathcal{H} = \mathcal{H}_0 + \mathcal{H}_Z$, where

$$\begin{aligned} \mathcal{H}_0 &= \frac{J}{2} \left(\left| \frac{\partial \mathbf{m}}{\partial x} \right|^2 + \left| \frac{\partial \mathbf{m}}{\partial z} \right|^2 \right) + \frac{\beta_1}{2} [M^2 - (\mathbf{m} \cdot \hat{i})^2], \\ \mathcal{H}_Z &= -\gamma \mathbf{H} \cdot \mathbf{m}, \end{aligned} \quad (7)$$

(\mathcal{H}_Z denotes its Zeeman part). Total energy of the DW $E = E_0 + E_Z + E_B$ is the sum of the bulk energy

$E_0 + E_Z$, defined by $E_{0(z)} \equiv \int_{-\infty}^{\infty} \int_0^w \mathcal{H}_{0(z)} dz dx$, and of the surface energy E_B . The contribution E_B is determined referring to a theorem by Carbou who proved that the magnetostatic energy of any ferromagnetic element of finite thickness τ ; $1/\lambda^2 \int_S (\mathbf{m} \cdot \mathbf{n})^2 ds$ tends to $1/\Lambda_2 \int_{\partial S} (\mathbf{m} \cdot \mathbf{n}')^2 dl$ with $\tau \rightarrow 0$, [18]. Here, S denotes the surface of the bulk ferromagnet and ∂S denotes the boundary of the base of its solid, \mathbf{n} is normal to the magnet surface, \mathbf{n}' denotes the unitary vector outward to the line of the base boundary. The coefficient Λ_2 scales with τ and with a diameter w following $\Lambda_2 \sim \lambda^2/[\tau \log(\tau/w)]$, (with relevance to a stripe, w represents its width [8, 19]). Writing the formula for E_B , one has to notice that, the Carbou theorem is not strictly applicable to systems with open boundaries, (infinite stripes), however, it shows some tendency in ordering at the stripe edges. In particular, it indicates that the magnetostatic interactions in flat magnets induce more than one hard directions of magnetization parallel to the main plane. I propose to effectively describe the magnetostatic energy in the form of an integral over the stripe edge

$$E_B = \int_{-\infty}^{\infty} \left[-\frac{2}{\Lambda_1} (M^2 - m_x^2) + \frac{2}{\Lambda_2} m_z^2 \right] dx, \quad (8)$$

where, in contrast to [19], the effect of anisotropy relating to the long axis of the stripe is included via the term depending on Λ_1 . By analogy to systems with boundaries of finite length that satisfy the Carbou theorem, this coefficient is expected to scale with the stripe width following $\Lambda_1 \sim \lambda^2/w$. More detailed estimation of E_B is performed in Appendix A.

Inserting (6) into the Hamiltonian (7), one arrives at

$$E_0(\theta, n) = 2JM^2 w \sqrt{\frac{\beta_1}{J} [1 + \tan^2(\theta)] + \frac{\pi^2 n^2}{w^2}}. \quad (9)$$

Estimating E_B , I divide it following $E_B = E_{B1} + E_{B2}$;

$$E_{B1}(\theta, n) \equiv -\frac{2M^2}{\Lambda_1} \int_{-\infty}^{\infty} \operatorname{sech}^2 \left\{ \frac{n\pi x}{w[1 + \tan^2(\theta)]} \right\} dx,$$

$$E_{B2}(\varphi, \theta, n) \equiv \frac{2M^2}{\Lambda_2} \int_{-\infty}^{\infty} \sin^2 \left\{ \varphi - \frac{n\pi \tan(\theta)x}{w[1 + \tan^2(\theta)]} \right\} \times \operatorname{sech}^2 \left\{ \frac{n\pi x}{w[1 + \tan^2(\theta)]} \right\} dx. \quad (10)$$

The minimization of $E_B(\varphi, \theta, n)$ leads to $\varphi = 0, \pi$ independently of other parameters of the DW. It corresponds to the presence of halfvortices (halfantivortices) at the stripe edges (as shown in Fig. 1). In the regime of narrow stripes $w/\tau \sim 1$, $\Lambda_2 \ll \Lambda_1$, ($1/\Lambda_2$ is small, thus, E_0 dominates over E_B), via minimization of $E_0(\theta, n)$ the smallest possible value of n is preferable while the minimization of both $E_0(\theta, n)$, $E_B(0, \theta, n)$ leads to the preferred values of the angle $\theta = 0, \pi$. Increase of the stripe width w with fixed thickness τ results in the transition to the regime $\Lambda_2 > \Lambda_1$. Furthermore, as mentioned previously, for noncrystalline alloys, β_1 is negligibly small, $\beta_1 \ll J/w^2$, while, from (9), $E_0(\theta, n) = E_0(n)$ is independent of w ,

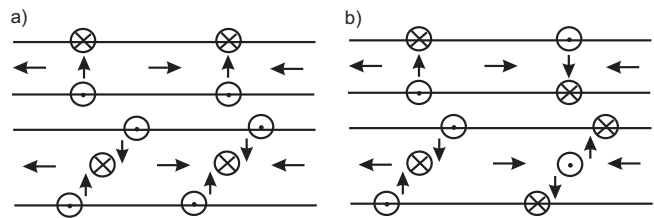


FIG. 2. Scheme of the magnetization layout in double-DW configurations; a) pair of transverse (parallel vortex) DWs of opposite chiralities and of like polarities, b) pair of transverse (parallel vortex) DWs of like chiralities and of opposite polarities.

and E_B becomes comparable to E_0 . For this case, via the minimization of $E_{B1}(\theta, n)$, the biggest possible value of $\tan^2(\theta)$ and the smallest value of n are preferable, whereas, for $\theta \neq 0, \pi$, the minimization of $E_{B2}(0, \theta, n)$ indicates big values of n to be preferable. Hence, the transition from the DW state of $n = 1$, $\theta = 0, \pi$ to a state of $n = 2$, $\theta \neq 0$ takes place with increase of w . For $n = 2$, the condition $\tan^2(\theta) > 1$ has to be satisfied in order to $E_B(0, \theta, 2) < E_B(0, 0, 1)$.

The state $n = 1$ and $\theta = 0, \pi$ corresponds to $k'' = q' = 0$, $|q''| = \pi/w$, $|k'| = \sqrt{\pi^2/w^2 + \beta_1/J}$ and it is called a *transverse DW*. With relevance to the state $n = 2$, I take $\beta_1 = 0$, (the shape anisotropy does not affect the dynamical equation while it is completely included in the boundary condition, the minimization of E_B), and $|\theta|$ to be close to its infimum $|\theta| \approx \pi/4$. The resulting magnetization structure corresponds to $|q'| \approx |q''| \approx |k'| \approx |k''| \approx \pi/w$ and one calls it a *vortex DW*. The polarity of vortex (transverse) DW, (the magnetization orientation in the center of vortex/halfvortex, parallel or antiparallel one to y axis one), is determined by value of φ while $\operatorname{sign}(q'')$ determines its chirality, (the magnetization rotation in the stripe plane, clockwise or anticlockwise one to y axis one).

III. INTERACTION OF STATIC DOMAIN WALLS

Let me analyze the interaction of transverse (vortex) DWs within a perturbation calculus developed earlier with relevance to the interactions of DWs in 1D ferromagnet [14]. In the present section, I focus on the systems whose both the interacting DWs are of opposite chiralities and of like polarities (or of like chiralities and of opposite polarities) visualized in Fig. 2. I refer to the remaining case [the DWs of opposite or like both the chiralities and polarities] in the next section.

Locally, in the vicinity of the center of j th DW, ($j = 1, 2$), one can write the magnetization in the form

$$\mathbf{m}(x, z, 0) = \mathbf{m}^{(j)}(x, z) + \delta \mathbf{m}^{(j)}(x, z), \quad (11)$$

where $\mathbf{m}^{(j)}$ denotes the stationary single-DW solution to

(1)

$$\begin{aligned}
m_+^{(j)}(x, z) &= M e^{i\{\varphi_j + \delta_j [k''(x - x_{0j}) + q''z]\}} \\
&\quad \times \operatorname{sech}\{\sigma_j [k'(x - x_{0j}) + q'z]\}, \\
m_x^{(j)}(x, z) &= -M \tanh\{\sigma_j [k'(x - x_{0j}) + q'z]\} \quad (12)
\end{aligned}$$

while $\delta \mathbf{m}^{(j)}$ denotes a perturbation due the presence of another DW. Here $\delta_1 = \delta_2 = \pm 1$, $|\sigma_j| = 1$, $\sigma_1 = -\sigma_2$, and, for $k' > 0$, $\sigma_j = 1$ corresponds to DW of the head-to-head type while $\sigma_j = -1$ to the tail-to-tail type. The phases satisfy $\varphi_1 = \varphi_2$ or $\varphi_1 = \varphi_2 \pm \pi$. I refer to the case $\delta_1 = \delta_2$ and $\varphi_1 = \varphi_2$ as to the pair of walls of opposite chiralities and of like polarities while to the case $\delta_1 = \delta_2$ and $\varphi_1 = \varphi_2 \pm \pi$ as to the walls of like chiralities and of opposite polarities. In terms of vortex DWs, I focus my attention to the interaction of mutually parallel vortex DWs while taking the single DWs profile in the form (12) excludes its use to non-parallel DWs. The non-parallel vortex walls overlap at one edge of the stripe much stronger than at the second edge, thus, an effective description of their interaction can be performed with 1D model of Ref. [14] applied to the stripe-edge magnetization. In order to fulfill the constraint $|\mathbf{m}| = M$, I take the perturbation of the form

$$\begin{aligned}
\delta \mathbf{m}^{(j)} &= \left(\pm \frac{m_x^{(k)}}{M} - 1 \right) \mathbf{m}^{(j)} \pm \frac{m_x^{(j)}}{M} \left(0, m_y^{(k)}, m_z^{(k)} \right) \\
&\quad \mp \frac{1}{M} \left(m_y^{(k)} m_y^{(j)} + m_z^{(j)} m_z^{(k)}, 0, 0 \right), \quad (13)
\end{aligned}$$

where $k \neq j$, which leads to

$$\begin{aligned}
m_x &\approx \pm \frac{1}{M} \left[m_x^{(1)} m_x^{(2)} - \frac{1}{2} \left(m_+^{(1)} m_-^{(2)} + m_+^{(2)} m_-^{(1)} \right) \right], \\
m_+ &\approx \pm \frac{1}{M} \left(m_+^{(1)} m_x^{(2)} + m_+^{(2)} m_x^{(1)} \right). \quad (14)
\end{aligned}$$

The plus and minus relate to the bubble magnetization parallel and antiparallel to x -axis, respectively. I stress that (14) is irrelevant to the case of DWs of opposite (like) chiralities and polarities, $\delta_1 = -\delta_2$, since, for this case, $|\mathbf{m}| = M$ was not satisfied.

With relevance to the transverse DWs, insertion of (14), with $|q'| = |k''| = 0$, into the Hamiltonian (7) and integration over the stripe area $\{x \in (-\infty, \infty), z \in [0, w]\}$ leads to the following dependence of the energy of a DW pair on the distance of separation of the walls

$$\begin{aligned}
E_0(a) &= \frac{M^2}{2} w J k' I^\pm(a, 0) \\
&= \frac{M^2}{2} w \sqrt{J \beta_1 + \frac{J^2 \pi^2}{w^2}} \operatorname{csch}^{2\mp 1}(a/2) \\
&\quad \times \operatorname{sech}^{2\pm 1}(a/2) [-2a + \sinh(2a)], \quad (15)
\end{aligned}$$

where $a \equiv k'(x_{02} - x_{01})$ and the integrals $I^\pm(a, \theta)$ are given in Appendix B. The upper signs correspond to the pair of transverse DWs of opposite chiralities and of like

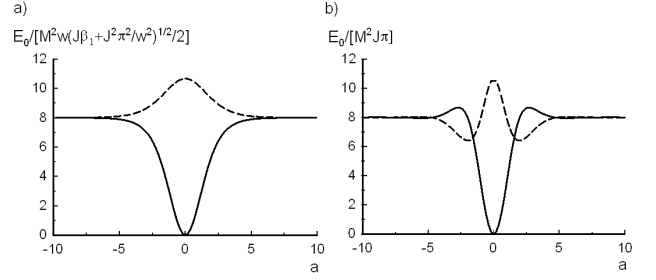


FIG. 3. Energy of a pair of DWs with dependence on the distance of their separation; a) transverse DWs, b) vortex DWs. Solid line - DWs of opposite chiralities and of like polarities, dotted line - DWs of like chiralities and of opposite polarities.

polarities, the case $\varphi_1 = \varphi_2$, while the lower signs correspond to the pair of transverse DWs of like chiralities and of opposite polarities, the case $\varphi_1 = \varphi_2 \pm \pi$. Up to a constant of proportionality, the above energy dependences on a are similar to the ones of the pairs of DWs (of opposite chiralities and of like chiralities, respectively) in 1D ferromagnet [14].

For parallel vortex DWs, inserting (14), with $|q^{(\prime\prime)}| = |k^{(\prime\prime)}| = \pi/w$ and $\beta_1 = 0$, into the Hamiltonian and integrating it over the stripe area, one arrives at

$$\begin{aligned}
E_0(a) &= M^2 w J k' I^\pm(a, 1) \\
&= \pi M^2 J \frac{1}{6} \operatorname{csch}^5(a) \{ [36a \cosh(a) - 12a \cosh(3a) \\
&\quad - 24 \sinh(a) - 5 \sinh(3a) + 3 \sinh(5a)] \\
&\quad \mp 24 \cos(a) \sinh^2(a) [-2a + \sinh(2a)] \\
&\quad - \cos(2a) [24a \cosh(a) - 18 \sinh(a) - 2 \sinh(3a)] \}, \quad (16)
\end{aligned}$$

where upper signs correspond to the pair of DWs of opposite chiralities and of like polarities while lower signs to the pair of DWs of like chiralities and of opposite polarities. The energy dependences on the DW separation distance (15), (16) are plotted in Figs. 3a and 3b, respectively. The character of extremum (minimum or maximum) of the function $E_0(a)$ at $a = 0$ indicates that the interaction of the (transverse or vortex) DWs of opposite chiralities and like polarities is attractive when their separation distance is short while the interaction of DWs of like chiralities and opposite polarities is repulsive in this case. Hence, an (external-field induced) collision of transverse or vortex DWs of opposite chiralities and of like polarities is expected to result in their mutual annihilation, according to simulations for the transverse DWs [20, 21]. Correspondingly, the collision of transverse or vortex DWs of like chiralities and of opposite polarities leads to their mutual reflection. Both the DW annihilation and nucleation have been observed in ferromagnetic nanorigs [22, 23]. Unlike in the case of transverse DWs, the interaction of vortex DWs changes its character from attractive to repulsive (or vice versa) with increasing the distance between the DWs.

IV. FIELD-INDUCED COLLISION OF DOMAIN WALLS

In the present section, the interaction of DWs of opposite chiralities and polarities (as well as of like chiralities and polarities) is analyzed. It is shown that such pairs of DWs create static bubbles of magnetization which are exact stationary solutions to the LLG equation. Hence, the walls do not interact in absence of any external field. The application of a magnetic field in the opposite direction to the bubble magnetization induces motion of both the DWs towards each other and, eventually, their collision. It is accompanied by an interaction of the DWs due to a dynamical deformation of them which cannot be described in the framework of the above used perturbation calculus.

Stationary two-DW solutions to (1) have been found in the absence of anisotropy, for $\beta_1 = 0$. Under this condition, for $\mathbf{H} = 0$, inserting the ansatz $f = 1$, $g = ue^{k_1x+q_1y} \pm ue^{k_2x+q_2y}$ into (3), one finds the relations

$$k_{1(2)}^2 + q_{1(2)}^2 = 0, \quad k_1k_2 + q_1q_2 = 0. \quad (17)$$

Let $k_j \equiv k_j' + ik_j''$, $q_j \equiv q_j' + iq_j''$. For double-DW solutions, $k_1' = -k_2' = \pm\pi/w$, the above conditions lead to $q_1'' = -q_2''$, $|q_{1(2)}'| = \pi/w$, $k_{1(2)}'' = q_{1(2)}' = 0$ for transverse DWs, and to $k_1'k_2'' = k_1''k_2'$, $q_1'q_2'' = q_1''q_2'$, $|k_{1(2)}''| = |q_{1(2)}'| = |q_{1(2)}''| = \pi/w$ for vortex DWs.

Concerning nonstationary DW solutions to LLG equation for $\mathbf{H} \neq 0$, I notice that (1) cannot describe the magnetization evolution on the whole time axis when the dissipation (Gilbert) term is included ($\alpha \neq 0$). *Solitary-wave solutions to (1) are relevant only in the limit of large positive values of time [24, 25]. This fact makes impossible exact analysis of collisions of our topological solitons (DWs) using (3) and motivates extension of the dynamical system within a formalism applicable to the whole length of the time axis (in the limit of large negative values of time $t \rightarrow -\infty$). In particular, the Zeeman energy of a system of two domains separated by a moving DW diverges in the limit $t \rightarrow -\infty$, which makes this state unphysical and leads to the constatation that the initial moment of the evolution cannot be arbitrarily shifted down the time axis (similar to the case of e.g. damped harmonic oscillator). On the other hand, considering the interaction of two DWs which are initially separated by a finite distance and create a stationary bubble, one cannot avoid an effect of non-adiabatic switching on of the magnetic field.*

The method of extension of the dynamical system has been developed in Ref. [15]. It is based on a Bateman's idea of doubling the number of freedom degrees when including the dissipation into the standard Lagrange formalism [26]. I change secondary dynamical equations (3) replacing g, g^*, f, f^* with novel fields of the corresponding set g_1, g_2^*, f_2, f_1^* and of the set of their c.c.s. in a way that the resulting extended system of the equations

of motion

$$\begin{aligned} ig_2 D_t f_1^* \cdot g_1 &= f_2 [J(D_x^2 + D_z^2) + \alpha D_t] f_1^* \cdot g_1 \\ &\quad + Jg_2^* D_x^2 g_1 \cdot g_1 - \gamma H_x f_2 f_1^* g_1, \\ ig_2^* D_t f_1^* \cdot g_1 &= g_2^* [-J(D_x^2 + D_z^2) + \alpha D_t] f_1^* \cdot g_1 \\ &\quad - Jf_2 D_x^2 f_1^* \cdot f_1^* - \gamma H_x g_2^* g_1 f_1^*. \end{aligned} \quad (18)$$

and of their conjugates [that differ from (18) by the sign of the dissipation constant α]

$$\begin{aligned} if_1 D_t f_2^* \cdot g_2 &= f_1 [J(D_x^2 + D_z^2) - \alpha D_t] f_2^* \cdot g_2 \\ &\quad + Jg_1^* D_x^2 g_2 \cdot g_2 - \gamma H_x f_1 f_2^* g_2, \\ if_1^* D_t f_2^* \cdot g_2 &= g_2^* [-J(D_x^2 + D_z^2) - \alpha D_t] f_2^* \cdot g_2 \\ &\quad - Jf_1 D_x^2 f_2^* \cdot f_2^* - \gamma H_x g_1^* g_2 f_2^*. \end{aligned} \quad (19)$$

is symmetric with relevance to the time-arrow reversal. In the system of eight equations; (18)-(19) and of their c.c.s, $g_1(f_1)$ is not a c.c. to $g_2(f_2)$, while, comparing (18) and (19), one sees that $g_2(x, z, t) [f_2(x, z, t)]$ can be obtained from $g_1(x, z, t) [f_1(x, z, t)]$ via changing the sign of its parameter α . Upon the time-arrow inversion, the system of the novel equations transforms into itself if one accompanies this operation by the transform of the novel dynamical variables $g_{1(2)} \rightarrow f_{2(1)}$, $f_{1(2)} \rightarrow -g_{2(1)}$. The above trick is an analogous construction to classical and quantum formalisms for description of dissipative systems in the whole length of the time axis despite the divergence of excitation energy in the limit of large negative values of time (non-equilibrium Green functions, thermo-field dynamics, rigged Hilbert space) [27], which are all based on the concept of Bateman. The equations (18) and their c.c.s., which determine the magnetization dynamics for large positive values of time (in particular, for $t \rightarrow \infty$), contain the differentials of the functions g_1, g_1^*, f_1, f_1^* . Therefore, the magnetization vector should be expressed with these functions in the relevant time regime. Writing the magnetization in the form

$$m_+ = \frac{2M}{f_1^*/g_1 + g_1^*/f_1}, \quad m_x = M \frac{f_1^*/g_1 - g_1^*/f_1}{f_1^*/g_1 + g_1^*/f_1} \quad (20)$$

ensures that their components satisfy $|\mathbf{m}| = M$, $m_x = m_x^*$, and they reproduce (2) for $\alpha = 0$. In the regime of large negative values of time, in particular, for $t \rightarrow -\infty$, one can analyze the evolution of the magnetization with the inversed time arrow. It is described with the reversed magnetization vector

$$\tilde{m}_+ = -\frac{2M}{f_2^*/g_2 + g_2^*/f_2}, \quad \tilde{m}_x = -M \frac{f_2^*/g_2 - g_2^*/f_2}{f_2^*/g_2 + g_2^*/f_2} \quad (21)$$

The single-DW solution to (18)-(19) is of the form $f_1^* = e^{-lt/2}$, $g_1 = ue^{kx+qz-lt/2}$, which leads to the magnetization profile

$$\begin{aligned} m_+(x, z, t) &= Me^{i[\varphi+k''(x-x_0)+q''z-l't]} \\ &\quad \times \text{sech}[k'(x-x_0) + q'z - l't], \\ m_x(x, z, t) &= -M \tanh[k'(x-x_0) + q'z - l't], \end{aligned} \quad (22)$$

and represents the translationally and rotationally moving transverse DW of $|k'| = |q'| = \pi/w$, $|k''| = |q''| = 0$ or vortex DW of $|k'(\prime\prime)| = |q'(\prime\prime)| = \pi/w$. Here, $l' \equiv \text{Rel} = \gamma H_x \alpha / (1 + \alpha^2)$, $l'' \equiv \text{Im}l = \gamma H_x / (1 + \alpha^2)$. The nonzero l'' corresponds to the DW evolution in strong enough magnetic field that exceeds significantly the Walker-breakdown value $|H_x| \gg H_W$, [28, 29]. Below the Walker breakdown, in a weak external field, the rotation of the magnetization about x axis is suppressed by the minimization of surface energy, (a strong effective bi-axial anisotropy [30]). The relevant dynamics is described with a differing from (1) primary evolution equation and differing from (18)-(19) secondary equations which are obtained by exchanging the l.h.s. of (1) and l.h.s.s. of (18)-(19) into zero [15]. In this weak-field regime, $l' = \gamma H_x / \alpha$, $l'' = 0$. In the intermediate region, above the Walker breakdown $|H_x| > H_W$, the field-induced motion of the DW is accompanied by a dynamic transformation of its structure [31]. The DW oscillatory changes between the transverse and vortex ones [32]. My further considerations focus on the regime $|H_x| < H_W$, then the motion of a single DW is a simple translation.

For $\mathbf{H} \neq 0$, two-DW solution to modified (by taking their l.h.s.s. equal to zero) Eqs. (18)-(19) takes the form

$$\begin{aligned} f_1^* &= e^{-\gamma H_x t / (2\alpha)}, \\ g_1 &= u(e^{k_1 x + q_1 z} \pm e^{k_2 x + q_2 z}) e^{-\gamma H_x t / (2\alpha)}, \end{aligned} \quad (23)$$

where plus (minus) corresponds to states of a pair of the DWs of like (opposite) chiralities and polarities, while the parameters $k_{1(2)}$, $q_{1(2)}$ satisfy the conditions (17). Hence, for $k_1' = -k_2'$ and $q_1' = -q_2'$, (parallel DWs); $k_1'' = -k_2''$ and $q_1'' = -q_2''$. Let

$$\begin{aligned} \eta_j(x, z, t) &\equiv \sigma_j \pi / w (x - x_{0j} + \theta z) - \gamma H_x / \alpha t, \\ \tilde{\eta}_j(x, z, t) &\equiv \sigma_j \pi / w (x - x_{0j} + \theta z) + \gamma H_x / \alpha t, \\ \xi_j(x, z) &\equiv \delta_j \pi / w [\theta (x - x_{0j}) - z], \end{aligned} \quad (24)$$

with $\sigma_1 = -\sigma_2 = 1$, $\delta_1 = -\delta_2 = \pm 1$ and $\theta = 0$ for transverse DWs while $\theta = 1$ for vortex DWs. For $H_x > 0$ and $\eta_k \ll \eta_j \sim 0$, here $k \neq j$, ($k, j = 1, 2$), we find the distant-future limit of the magnetization (20)

$$\begin{aligned} \lim_{t \rightarrow \infty} m_+ &= m_+^{(j)} \equiv (\pm 1)^{j-1} 2M \frac{v e^{\eta_j} e^{i\xi_j}}{1 + e^{2\eta_j}}, \\ \lim_{t \rightarrow \infty} m_x &= m_x^{(j)} \equiv M \frac{1 - e^{2\eta_j}}{1 + e^{2\eta_j}}. \end{aligned} \quad (25)$$

Identifying the parameters x_{0j} with the DW-center positions $x_{01} = -x_{02}$, $[\ln(u) \propto \sigma_1 + i\delta_1 \theta = -\sigma_2 - i\delta_2 \theta]$, I introduce the restriction on v ; $v = 1$ or $v = -1$. The magnetization profiles (25) describe the motion of well separated DWs and tend to satisfy (1) in the limit of large positive values of time since the DW width stabilizes in this limit according to [33, 34]. Thus, our three-domain profiles of the field (20) tend to satisfy (1) in the limit $t \rightarrow \infty$, which is a previously formulated requirement.

In the distant-past limit, I describe the magnetization evolution with the reversed arrow of time. Following (21), for $\tilde{\eta}_j \ll \tilde{\eta}_k \sim 0$ and $j \neq k$,

$$\begin{aligned} \lim_{t \rightarrow -\infty} \tilde{m}_+ &= \tilde{m}_+^{(j)} \equiv -(\pm 1)^{k-1} 2M \frac{v e^{\tilde{\eta}_k} e^{i\xi_k}}{1 + e^{2\tilde{\eta}_k}}, \\ \lim_{t \rightarrow -\infty} \tilde{m}_x &= \tilde{m}_x^{(j)} \equiv -M \frac{1 - e^{2\tilde{\eta}_k}}{1 + e^{2\tilde{\eta}_k}}. \end{aligned} \quad (26)$$

Considering the collision of DWs which are infinitely distant from each other at the beginning of their evolution, I determine the magnetization dynamics in the limit $t \rightarrow -\infty$. For this aim, one has to invert the propagation direction of the kinks of $\tilde{\mathbf{m}}$ and to reverse the arrow's head of the field vector $\tilde{\mathbf{m}}$. Utilizing the properties $\tilde{m}_+^{(j)}(x + x_{0k}, z, 0) e^{i\xi_k(-x, -z)} = \tilde{m}_+^{(j)}(-x + x_{0k}, -z, 0) e^{i\xi_k(x, z)}$, $\tilde{m}_x^{(j)}(x + x_{0k}, z, 0) = -\tilde{m}_x^{(j)}(-x + x_{0k}, -z, 0)$, for $\eta_j \gg \eta_k \sim 0$, ($j \neq k$), I arrive at

$$m_+(x, z, t) = -\tilde{m}_+^{(j)}(-x + 2x_{0k}, -z, t) e^{i2\xi_k(x, z)}, \quad (27a)$$

$$m_x(x, z, t) = -\tilde{m}_x^{(j)}(-x + 2x_{0k}, -z, t). \quad (27b)$$

The applicability of the above procedure to the asymptotic evolution of a single DW can be verified noticing that any single-DW solution to (18)-(19), [Eq. (22)], satisfies

$$m_+(x, t) = -\tilde{m}_+(-x + 2x_0, t), \quad (28a)$$

$$m_x(x, t) = \tilde{m}_x(-x + 2x_0, t). \quad (28b)$$

According to (25), (27a)-(27b), two initially closing up DWs of opposite (like) chiralities and polarities have to diverge after the collision. The one of the colliding DWs that was initially, for $t \rightarrow -\infty$, described with the field ingredient $\tilde{m}_+^{(j)}$, $\tilde{m}_x^{(j)}$, is finally, for $t \rightarrow \infty$, described with the field ingredient $m_+^{(j)}$, $m_x^{(j)}$. Hence, during the collision, DWs exchange their parameters $x_{01} \leftrightarrow x_{02}$ and their phase factors. The DWs reflect in a way that one can say they pass through each other without changing their velocities and polarities, however, with changing their character from the head-to-head one into the tail-to-tail one and vice versa, and their chiralities (the process is illustrated in Fig. 4). This prediction corresponds to the result of the field-induced collision of a Bloch DW with a Neel DW in 1D ferromagnet, [15], as well as of the collision of spontaneously propagating (in absence of the dissipation) topological solitons (DWs) in ferromagnets which are intermediate structures between the Bloch and Neel DWs [17].

I have considered systems of infinite domains whose energy cannot be defined, however, the smaller a domain is the bigger percentage of the Zeeman part of its energy is lost per time unit due to the DW motion. The field-induced DW reflection induces the motion which contradicts the rule of energy minimization. Such a motion has to be decelerated and, eventually, suppressed when the decrease of the DW interaction energy equals the increase of the Zeeman energy. It results in formation of a stationary bubble which is a counterpart of hard bubbles in 1D systems [15].

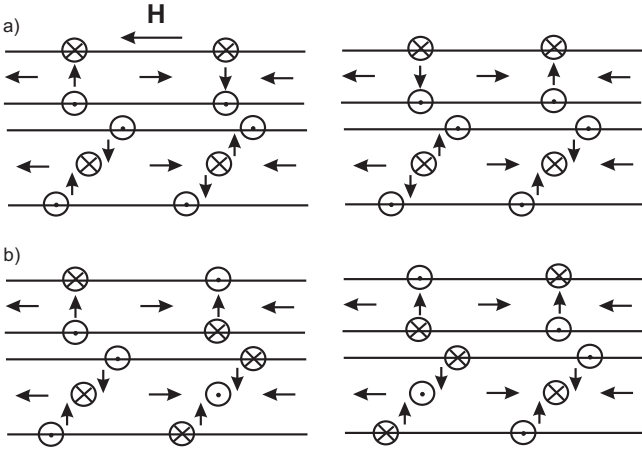


FIG. 4. Collision of DWs forming a hard magnetization bubble in a stripe. Scheme of the magnetization layout in the initial (final) state is shown in the left (right) picture for; a) pairs of transverse and vortex DWs of like chiralities and polarities, b) pairs of transverse and vortex DWs of opposite chiralities and polarities.

V. CONCLUSIONS

In terms of the application of multi-DW systems to the magnetic storage, the important result of the present study is the prediction of bound states of noninteracting DWs [which are of opposite (like) both chiralities and polarities] in the absence of any external field. Such bound states are stable with respect to simultaneous change of both the chirality and polarity of one of the DWs of the bubble. Unlike stationary bubbles in 1D magnets which are composed of one Neel DW and one Bloch DW, the bubbles in magnetic stripes are composed of DWs of the same energy, hence, they can be stable. In 1D systems, the instability is a simple consequence of the fact that the Neel DWs are of higher energy than the Bloch ones and they tend to the reorientation into the Bloch walls in presence of fluctuations [35]. The possibility of maintaining stable train of many DWs in magnetic stripes without external power supply (without application of the magnetic field) makes such systems potentially useful as magnetic information registers.

The result of the field-induced collision of DWs of opposite chiralities and polarities (or of like chiralities and polarities) is found to be their reflection. Hence, they can form a stripe counterpart of the hard magnetic bubbles of planar magnets.

Another finding to be stressed is the existence of stationary bound state of two vortex DWs of like chiralities and of opposite polarities (a 2π -DW) in the absence of any external field, {such a state has no counterpart in 1D ferromagnet while it has a counterpart in critical media described with Ginzburg-Landau (or a nonlinear Schrodinger) equation [14]}. It follows from Fig. 3b that the energy of the relevant pair of vortex DWs $E_0(a)$ achieves minims at $a \neq 0$. They correspond to the final state of the long-term evolution of a breather.

ACKNOWLEDGMENTS

This work was supported by Polish Government Research Funds for 2010-2012 in the framework of Grant No. N N202 198039.

Appendix A: Estimation of boundary energy

The magnetostatic energy of a magnetic element contains contributions that relate to interactions of surface charges, volume charges, and interaction between surface and volume ones

$$\begin{aligned}
 E_{MS} = & \int \int \frac{\rho(\mathbf{x})\rho(\mathbf{x}')}{|\mathbf{x} - \mathbf{x}'|} dV(\mathbf{x})dV(\mathbf{x}') \\
 & + \int \int \frac{\sigma(\mathbf{x})\sigma(\mathbf{x}')}{|\mathbf{x} - \mathbf{x}'|} dS(\mathbf{x})dS(\mathbf{x}') \\
 & + \int \int \frac{\sigma(\mathbf{x})\rho(\mathbf{x}')}{|\mathbf{x} - \mathbf{x}'|} dS(\mathbf{x})dV(\mathbf{x}'), \quad (A1)
 \end{aligned}$$

where $\rho = -\nabla \cdot \mathbf{m}$, $\sigma = \mathbf{n} \cdot \mathbf{m}$. Following Ref. [36], reducing one of the spatial dimensions with relevance to flat systems of thickness τ and neglecting volume and base-surface terms, the above expression is transformed into the energy of the boundary of 2D system (up to the multiplier τ)

$$\begin{aligned}
 \tau E_B = & \tau^2 \int_{\partial S} \int_{\partial S} \sigma(\mathbf{x})\sigma(\mathbf{x}') \ln(|\mathbf{x} - \mathbf{x}'|/\tau) dl(\mathbf{x})dl(\mathbf{x}') \\
 & + \tau^2 \int_{\partial S} \int_{S_{base}} [\sigma(\mathbf{x})\rho(\mathbf{x}') + \rho(\mathbf{x})\sigma(\mathbf{x}')] \\
 & \times \ln(|\mathbf{x} - \mathbf{x}'|/\tau) dl(\mathbf{x})dS(\mathbf{x}'). \quad (A2)
 \end{aligned}$$

Here S_{base} denotes the surface of the platelet base. For any DW in the stripe, $\rho(\mathbf{x}) \sim -\partial m_x / \partial x \sim [M^2 - m_x^2] / (M\delta)$ with δ denoting the DW width. I estimate the boundary energy with

$$\begin{aligned}
 \tau E_B = & \tau^2 \int_{\partial S} \int_{\partial S} (\mathbf{n}' \cdot \mathbf{m})(\mathbf{x})(\mathbf{n}' \cdot \mathbf{m})(\mathbf{x}') \ln(|\mathbf{x} - \mathbf{x}'|/\tau) \\
 & \times dl(\mathbf{x})dl(\mathbf{x}') - \tau^2 \int_{\partial S} \int_{S_{base}} (\mathbf{n}' \cdot \mathbf{m})(\mathbf{x}) \frac{\partial m_x}{\partial x}(\mathbf{x}') \\
 & \times \ln(|\mathbf{x} - \mathbf{x}'|/\tau) dl(\mathbf{x})dS(\mathbf{x}') \\
 \sim & 2\delta\tau^2 \ln(\delta/\tau) \int_{-\infty}^{\infty} m_z^2(x, 0, 0) dx \\
 & - 2aw\tau^2 \ln(\delta/\tau) \int_{-\infty}^{\infty} [M^2 - m_x^2(x, 0, 0)] dx, \quad (A3)
 \end{aligned}$$

where aw corresponds to an effective thickness of the surface layer of the stripe edge over which the magnetization is independent on normal coordinate z , ($a \ll 1$ and $a \propto \delta$). Since $\delta \sim w$, one arrives at E_B of (8).

Appendix B: Explicit form of integrals

$$\begin{aligned}
I^\pm(a, \theta) \equiv & \int_{-\infty}^{\infty} \left(\{ \operatorname{sech}^2(y) \tanh(-y+a) - \operatorname{sech}^2(-y+a) \tanh(y) \mp \cos(\theta a) [-\tanh(y) + \tanh(-y+a)] \right. \\
& \times \operatorname{sech}(y) \operatorname{sech}(-y+a) \}^2 + \{ -\operatorname{sech}(y) [\tanh(y) \tanh(-y+a) + \operatorname{sech}^2(-y+a)] \\
& \pm \cos(\theta a) \operatorname{sech}(-y+a) [\tanh(y) \tanh(-y+a) + \operatorname{sech}^2(y)] \}^2 \\
& + \{ \sin(\theta a) \operatorname{sech}(-y+a) [\tanh(y) \tanh(-y+a) + \operatorname{sech}^2(y)] \}^2 \\
& \left. + [\sin(\theta a) \tanh(y) \operatorname{sech}(-y+a)]^2 + [\operatorname{sech}(y) \tanh(-y+a) \pm \cos(\theta a) \tanh(y) \operatorname{sech}(-y+a)]^2 \right) dy
\end{aligned} \tag{B1}$$

-
- [1] S. S. P. Parkin, M. Hayashi, L. Thomas, *Science* **320**, 190 (2008).
- [2] M. Hayashi, *et al.*, *Science* **320**, 209 (2008).
- [3] D. A. Allwood, *et al.*, *Science* **309**, 1688 (2005).
- [4] G. Hrkac, J. Dean, D. A. Allwood, *Phil. Trans. R. Soc. A* **369**, 3214 (2011).
- [5] C. B. Muratov, V. V. Osipov, *IEEE Trans. Magn.* **45**, 3207 (2009).
- [6] M. Klaui, *J. Phys.: Condens. Matter* **20**, 313001 (2008).
- [7] R. D. McMichael, M. J. Donahue, *IEEE Trans. Magn.* **33**, 4167 (1997).
- [8] O. Tchernyshyov, G.-W. Chern, *Phys. Rev. Lett.* **95**, 197204 (2005).
- [9] H. Min, R. D. McMichael, M. J. Donahue, J. Miltat, M. D. Stiles, *Phys. Rev. Lett.* **104**, 217201 (2010).
- [10] S. Middelhoek, *J. Appl. Phys.* **34**, 1054 (1963).
- [11] W. C. Uhlig, M. J. Donahue, D. T. Pierce, J. Unguris, *J. Appl. Phys.* **105**, 103902 (2009).
- [12] R. Moriya, *et al.*, *Nature Phys.* **4**, 368 (2008).
- [13] A. Vanhaverbeke, A. Bischof, R. Allenspach, *Phys. Rev. Lett.* **101**, 107202 (2008).
- [14] A. Janutka, *Domain-wall complexes in 1D ferromagnets and critical media*, arXiv: 1201.0596, (sent to PRE, EJ10725).
- [15] A. Janutka, *Phys. Rev. E* **83**, 056607 (2011).
- [16] M. M. Bogdan, A. S. Kovalev, *JETP Lett.* **31**, 424 (1980), R. Hirota, *J. Phys. Soc. Japan*, **51**, 323 (1982).
- [17] A. M. Kosevich, B. A. Ivanov, A. S. Kovalev, *Phys. Rep.* **194**, 117 (1990), M. Svendsen, H. Fogedby, *J. Phys. A* **26**, 1717 (1993).
- [18] G. Carbou, *Math. Models Meth. Appl. Sci.* **11**, 1529 (2001), R. V. Kohn, V. V. Slastikov, *Arch. Rational Mech. Anal.* **178**, 227 (2005).
- [19] G.-W. Chern, D. Clarke, H. Youk, O. Tchernyshyov in *Quantum Magnetism*, B. Barbara *et al.* (eds.), NATO Science for Peace and Security Series B: Physics and Biophysics, p. 35-48, Springer (Berlin, 2008).
- [20] A. Kunz, *Appl. Phys. Lett.* **94**, 132502 (2009).
- [21] D. Djuhana, H.-G. Piao, S.-C. Yu, S. K. Oh, D.-H. Kim, *J. Appl. Phys.* **106**, 103926 (2009).
- [22] J. Rothman, *et al.*, *Phys. Rev. Lett.* **86**, 1098 (2001).
- [23] F. J. Castano, *et al.*, *Phys. Rev. B* **67**, 184425 (2003).
- [24] Z. Li, S. Zhang, *Phys. Rev. Lett.* **92**, 207203 (2004), S. Zhang, Z. Li, *Phys. Rev. Lett.* **93**, 127204 (2004).
- [25] Y. Tserkovnyak, A. Brataas, G. E. W. Bauer, *J. Magn. Magn. Mat.* **320**, 1282 (2008).
- [26] H. Bateman, *Phys. Rev.* **38**, 815 (1931), H. Dekker, *Phys. Rep.* **80**, 1 (1981), D. Chruscinski, J. Jurkowski, *Ann. Phys.* **321**, 854 (2006).
- [27] L. V. Keldysh, *Sov. Phys. JETP* **20**, 1018 (1965), I. Hardman, H. Umezawa, Y. Yamanaka, *J. Math. Phys.* **28**, 2925 (1987), I. E. Antoniou, M. Gadella, E. Karpov, I. Prigogine, G. Pronko, *Chaos Solit. Frac.* **12**, 2757 (2001).
- [28] A. P. Malozemoff, J. C. Slonczewski, *Phys. Rev. Lett.* **29**, 952 (1972), N. L. Schryer, L. R. Walker, *J. Appl. Phys.* **45**, 5406 (1974), A. Thiaville, J. M. Garcia, J. Miltat *J. Magn. Magn. Mat.* **242-245**, 1061 (2002).
- [29] A. Thiaville, Y. Nakatani, J. Miltat, Y. Suzuki, *Europhys. Lett.* **69**, 990 (2005).
- [30] A. Mougin, M. Cormier, J. P. Adam, P. J. Metaxas, J. Ferre, *Europhys. Lett.* **78**, 57007 (2007).
- [31] M. Hayashi, L. Thomas, C. Rettner, R. Moriya, S. S. P. Parkin, *Appl. Phys. Lett.* **92**, 112510 (2008).
- [32] J.-Y. Lee, K.-S. Lee, S. Choi, K. Y. Guslienko, S.-K. Kim, *Phys. Rev. B* **76**, 184408 (2007), J.-Y. Lee, K.-S. Lee, S.-K. Kim, *Appl. Phys. Lett.* **91**, 122513 (2007).
- [33] J. C. Slonczewski, *J. Appl. Phys.* **44**, 1759 (1973).
- [34] J. C. Slonczewski, *J. Appl. Phys.* **45**, 2705 (1974).
- [35] J. Lajzerowicz, J. J. Niez, J. de Physique Lett. **40**, L165 (1979).
- [36] W. F. Brown, A. E. LaBonte, *J. Appl. Phys.* **36**, 1380 (1965), A. Aharoni, *IEEE Trans. Magn.* **27**, 3539 (1991).