

Proceedings of the 1st workshop on Flavor Symmetries and consequences in Accelerators and Cosmology (FLASY2011)

Editors:

M. Hirsch^a, D. Meloni^b, S. Morisi^a, S. Pastor^a, E. Peinado^a, J.W.F. Valle^a

Authors:

Adisorn Adulpravitchai^c, D. Aristizabal Sierra^d, F. Bazzocchi^e, Gautam Bhattacharyya^f, G. Blankenburg^b, M. S. Boucenna^a, I. de Medeiros Varzielas^g, Marco Aurelio Diaz^h, Gui-Jun Dingⁱ, J. N. Esteves^j, Yasaman Farzan^k, Sebastian Garcia Saenz^h, W. Grimus^l, Claudia Hagedorn^m, J. Jones-Perezⁿ, Anjan S. Joshipura^o, Avihay Kadosh^o, Kenji Kadota^q, Sin Kyu Kang^p, Joern Kersten^q, Benjamin Koch^h, Martin B. Krauss^s, Philipp Leser^g, Patrick Otto Ludl^l, Vinzenz Maurer^t, Luca Merlo^{u,v}, Grigoris Panotopoulos^w, A. Papa^x, Heinrich Pas^g, Ketan M. Patel^y, Werner Rodejohann^c, U. J. Saldaña Salazar^{ab}, H. Serodio^{ac}, Yusuke Shimizu^{ad}, Martin Spinrath^e, Emmanouel Stamou^{u,v,ae}, Hiroaki Sugiyama^{af}, M. Taoso^{ag,ah}, Takashi Toma^{ai}, Liliana Velasco-Sevilla^r.

(a) Departament de Física Teòrica, IFIC, Universitat de València - CSIC Apt. Correus 22085, E-46071 València, Spain.

(b) Dipartimento di Fisica 'E. Amaldi', Università di Roma Tre.

INFN, Sezione di Roma Tre, I-00146 Rome, Italy.

(c) Max Planck Institut für Kernphysik, Postfach 10 39 80, 69029 Heidelberg, Germany.

(d) IFPA, Dep. AGO, Université de Liege, Bat B5, Sart Tilman B-4000

Liege 1, Belgium.

(e) SISSA and INFN, Sezione di Trieste, Via Bonomea 265, 34136 Trieste, Italy.

(f) Saha Institute of Nuclear Physics, 1/AF Bidhan Nagar, Kolkata 700064, India.

(g) Fakultät für Physik, Technische Universität Dortmund D-44221 Dortmund, Germany.

(h) Departamento de Física, Pontificia Universidad Católica de Chile, Avenida Vicuña Mackenna 4860, Santiago, Chile.

(i) Department of Modern Physics, University of Science and Technology of China, Hefei, Anhui 230026, China.

(j) CAMGSD, Math. Dep., IST, Lisbon. Av. Rovisco Pais 1, 1049-001 Lisboa, Portugal.

(k) Institute for research in fundamental sciences (IPM) P.O. Box 19395-5531, Tehran, Iran.

(l) University of Vienna, Faculty of Physics, Boltzmanngasse 5, A-1090 Vienna, Austria.

(m) Dipartimento di Fisica 'G. Galilei', Università di Padova

INFN, Sezione di Padova, Via Marzolo 8, I-35131 Padua, Italy.

(n) INFN, Laboratori Nazionali di Frascati, Via E. Fermi 40, I-00044 Frascati, Italy.

(o) Center for Theoretical Physics, University of Groningen, 9747AG, Groningen, The Netherlands.

(p) School of Liberal Arts, Seoul National University of Science and Technology, Seoul 139-931, Korea.

(q) University of Hamburg, II. Institute for Theoretical Physics, Luruper Chaussee 149, 22761 Hamburg, Germany.

(r) CINVESTAV-IPN, Apdo. Postal 14-740, 07000, México D.F., México.

(s) Institut für Theoretische Physik und Astrophysik, Universität Würzburg, Am Hubland, 97074 Würzburg, Germany.

(t) Department of Physics, University of Basel, Klingelbergstr. 82, CH-4056 Basel, Switzerland.

(u) Physik-Department, Technische Universität München, James-Frank-Strasse, D-85748 Garching, Germany.

(v) TUM Institute for Advanced Study, Technische Universität München, Lichtenbergstrasse 2a, D-85748 Garching, Germany.

(w) Departament de Física Teòrica, IFIC, Universitat de València - CSIC.

Apt. Correus 22085, E-46071 València, Spain.

- (x) *Paul Scherrer Institut Villigen, 5232 Switzerland.*
- (y) *Physical Research Laboratory, Navarangpura, Ahmedabad-380 009, India.*
- (ab) *Instituto de Física, Universidad Nacional Autónoma de México, Apdo. Postal 20-364, 01000, México D.F., México.*
- (ac) *Departamento de Física and CFTP, Instituto Superior Técnico, Universidade de Lisboa.*
- (ad) *Department of Physics, Niigata University, Niigata 950-2181, Japan.*
- (ae) *Excellence Cluster Universe, Technische Universität München, Boltzmannstrasse 2, D-85748 Garching, Germany.*
- (af) *Ritsumeikan Univ., Shiga 525-8577, Japan.*
- (ag) *IFIC, CSIC–Universidad de Valencia, Ed. Institutos, Apdo. Correos 22085, E-46071 Valencia, Spain, and MultiDark fellow.*
- (ah) *Department of Physics and Astronomy, University of British Columbia, Vancouver, BC V6T 1Z1, Canada.*
- (ai) *Institute for Theoretical Physics, Kanazawa University, Kanazawa 920-1192, Japan.*

Contents

1	Preface (<i>The editors</i>)	9
2	Continuous and Discrete (Flavor) Symmetries (<i>Hagedorn</i>)	11
2.1	Introduction	11
2.2	General properties of G_f	12
2.3	Overview over models with continuous G_f	13
2.4	Non-trivial breaking of discrete G_f and fermion mixing	14
2.4.1	TB mixing and the groups A_4 and S_4	14
2.4.2	Dihedral symmetries D_n as G_f	16
2.5	D_{14} - a symmetry for quarks and leptons	17
2.6	Conclusions	19
3	Neutrinoless Double Beta Decay and Connections with Flavour Physics (<i>Merlo</i>)	21
3.1	Introduction	21
3.2	The $0\nu 2\beta$ Decay	22
3.3	The $0\nu 2\beta$ Effective Mass	24
3.4	Flavour Symmetries in the $0\nu 2\beta$ Decay	26
3.5	Correlations of the $0\nu 2\beta$ Effective Mass	29
3.6	Conclusions	30
4	Deviations and alternatives to tri-bimaximal mixing (<i>Rodejohann</i>)	32
4.1	Introduction: The Zoo of Models and how to distinguish them	32
4.2	Perturbations to Tri-bimaximal Mixing	33
4.2.1	Charged Lepton Corrections	33
4.2.2	Radiative Corrections	34
4.2.3	Explicit Breaking	36
4.2.4	Misalignment of VEVs, NLO terms	36
4.3	Alternatives to Tri-bimaximal Mixing	37
4.4	Sterile Neutrinos and Flavor Symmetry Models	41
5	News on indirect and direct dark matter searches (<i>Taoso</i>)	45
5.1	Introduction	45
5.2	Direct Detection	46
5.2.1	Hints of DM detection	47
5.2.2	Interpretations	47
5.3	Indirect searches	48
5.3.1	Gamma-rays	48

5.3.2	Cosmic-rays	50
5.3.3	Multiwavelength observations, neutrinos and other astrophysical probes	50
5.4	Conclusions	51
6	Flavored Orbifold GUT – $SO(10) \times S_4$ model (Adulpravitchai)	55
6.1	Introduction	55
6.2	Flavor Symmetries from Orbifolding	56
6.3	Symmetries Breaking by Boundary Conditions	57
6.4	$SO(10) \times S_4$ model	58
6.5	Conclusion	58
7	Implications of tribimaximal lepton mixing for leptogenesis(Aristizabal Sierra)	59
7.1	Introduction	59
7.2	General considerations	60
7.3	TBM and leptogenesis	61
7.4	Conclusions	63
8	The challenge of low scale flavor symmetry (Bazzocchi)	64
8.1	Introduction	64
8.2	Low energy flavor symmetry	65
8.3	The A_4 Higgs Potential	65
8.4	The Fermion Processes	67
8.5	Conclusions	67
9	S_3 flavor symmetry at the LHC (Leser)	70
9.1	Introduction	70
9.2	Scalar potential and spectrum	71
9.3	Scalar couplings to gauge and matter fields	72
9.4	Collider signatures	73
9.5	Conclusions	74
10	Different $SO(10)$ paths to fermion masses and mixings (Blankenburg)	75
10.1	Introduction	75
10.2	A class of models	76
10.3	The analysis	76
11	Stability of dark matter from A_4 flavor symmetry(Boucenna)	79
11.1	Introduction	79
11.2	The Model	80
11.3	Phenomenological constraints	81
11.4	Relic Density and (In)Direct Detection	82
11.5	Conclusions and discussion	83
11.6	Acknowledgments	83
12	Aspects of family symmetries (de Medeiros Varzielas)	85
12.1	Phenomenology	85
12.2	UV completions	89
12.3	Multi-Higgs alignment	90

13 SUSY adjoint $SU(5)$ grand unified model with S_4 flavor symmetry (<i>Gui-Jun Ding</i>)	91
13.1 Introduction	91
13.2 The model	92
13.2.1 Neutrino sector	92
13.2.2 Charged leptons and quark sector	94
14 A_4-based neutrino masses with Majoron decaying dark matter (<i>Esteves</i>)	96
14.1 model	96
14.2 neutrino parameter analysis	98
14.3 Majoron dark matter	99
14.3.1 numerical results	100
15 Tasting the Flavor of Neutrino Flux from Dark Matter Annihilation (<i>Farzan</i>)	102
15.1 Introduction	102
15.2 The impact of the oscillatory terms	103
15.3 Information from seasonal variation	104
15.4 Summary of conclusions	106
16 Maximal atmospheric neutrino mixing from texture zeros and quasi-degenerate neutrino masses (<i>Ludl</i>)	107
16.1 Introduction	107
16.2 The framework	108
16.3 Analysis of the cases B_3 and B_4	109
16.4 Conclusions	111
17 $U(2)$ and Minimal Flavour Violation in Supersymmetry (<i>Jones Pérez</i>)	113
17.1 Introduction	113
17.2 Framework	114
17.3 Consequences	116
17.4 Conclusions	117
18 An RS-A_4 Flavor model in light of T2K and MEG (<i>Kadosh</i>)	118
18.1 introduction	118
18.2 The RS- A_4 model	119
18.3 Phenomenology of RS- A_4 and constraints on the KK scale	121
18.4 Higher order corrections to the PMNS matrix and θ_{13}	121
19 Quark-Lepton Complementarity and Triminimal Parametrization of Neutrino Mixing Matrix (<i>Sin Kyu Kang</i>)	123
19.1 introduction	123
19.2 quark-lepton complementarity	124
19.3 Neutrino Observables	125
19.4 lepton flavor violation	126
19.5 Implications of QLC parametrization	126
19.6 Conclusion	127
20 Supersymmetric Musings on the Predictivity of Family Symmetries (<i>Kersten</i>)	129
20.1 Introduction	129
20.2 Sfermion Masses from an $SU(3)$ Family Symmetry	130

20.3 A More Predictive Messenger Sector	131
20.4 Conclusions	132
21 Gravitino Dark Matter and Neutrinos in Partial Split Supersymmetry (Koch)	134
21.1 introduction	134
21.2 Partial Split Supersymmetry	135
21.3 Gravitino Decay and Induced Photon flux	135
21.4 Questions and answers	137
22 LHC tests of neutrino mass from higher dim. eff. operators in SUSY (Krauss)	140
22.1 Introduction	140
22.2 Neutrino masses from higher dimensional operators in the MSSM and NMSSM	141
22.3 An example with a linear or inverse seesaw structure	142
22.4 Phenomenological implications at the LHC	143
22.5 Conclusion	144
23 From Flavour to SUSY Flavour Models (Maurer)	146
23.1 Introduction	146
23.2 An Example Class of SUSY Flavour Models	147
23.2.1 Basic Structure	147
23.2.2 Pattern of Symmetry Breaking	147
23.2.3 Soft Supersymmetry Breaking Terms	148
23.3 Tests for SUSY Flavour Model	149
23.3.1 SUSY Threshold Corrections and Matrix Textures	149
23.3.2 Lepton Flavour Violation and CP Violation	149
23.4 Summary and Conclusions	150
24 The physics of a heavy gauge boson in a Stueckelberg extension (Panotopoulos)	151
24.1 Introduction	151
24.2 Z' searches	152
24.3 Conclusion	155
25 A new limit of the $\mu^+ \rightarrow e^+ \gamma$ decay from the MEG experiment (Papa)	157
25.1 Introduction	157
25.2 Experimental set-up	158
25.3 Results from 2009 data sample	159
26 Viability of the exact tri-bimaximal mixing at the GUT scale in $SO(10)$ (Patel)	163
26.1 Introduction	163
26.2 The exact TBM leptonic mixing in $SO(10)$ Model	164
26.3 Perturbations to the exact TBM mixing	165
26.3.1 Perturbation from type-I seesaw	166
26.3.2 Perturbation from the charged lepton mixing	166
26.4 Conclusion	166
27 State of the Art of the MS_3 IESM (Saldaña Salazar)	168
27.1 Introduction	168
27.2 The Minimal S_3 -Invariant Extension of the Standard Model	169
27.2.1 A bottom-up approach	169

27.2.2	The permutational symmetry S_3	169
27.2.3	Assignment of families to S_3 irreps	170
27.2.4	Flavoured Yukawa interactions and the generic mass matrix for Dirac fermions	170
27.2.5	Some highlights of the published work	171
27.2.6	Some new results	171
27.2.7	A Z_2 symmetry in the quark sector	171
27.2.8	The most general S_3 -invariant Higgs potential	172
27.2.9	Conclusions and remarks	172
28	Leptogenesis and Flavor Models (<i>Serôdio</i>)	174
28.1	Introduction	174
28.2	Leptogenesis in type-I seesaw flavor models	176
28.2.1	Lagrangian residual symmetry	176
28.2.2	Mass-independent textures	178
28.3	Leptogenesis in type-II seesaw	178
29	Relating Quarks and Leptons without Grand-Unification (<i>Shimizu</i>)	180
29.1	Introduction	180
29.2	The Model	181
29.2.1	Charged fermions	182
29.2.2	Neutrinos	183
29.3	Relating the Cabibbo angle to θ_{13}	184
29.4	Outlook	185
30	Right Unitarity Triangles and Tri-Bimaximal Mixing from Discrete Symmetries (<i>Spinrath</i>)	186
30.1	Motivation	186
30.2	The Quark Mixing Phase Sum Rule	187
30.3	The Method: Discrete Vacuum Alignment	187
30.4	One Example Model: $SU(5) \times A_4$	188
30.5	Another Example	189
30.6	Summary and Conclusions	189
31	Flavour Changing Neutral Gauge Bosons in $\bar{B} \rightarrow X_s \gamma$ (<i>Stamou</i>)	191
31.1	Introduction	191
31.2	Threshold Corrections	192
31.3	Extended Operator Basis and QCD Mixing	193
31.4	Phenomenological Implications	194
31.5	Conclusions	196
32	Phenomenology in the Higgs triplet model with A_4 symmetry (<i>Sugiyama</i>)	197
32.1	Introduction	197
32.2	Model	199
32.3	Phenomenology of doubly charged scalars	200
32.4	Conclusions	201
33	Indirect and Direct Detection of Dark Matter and Flavor Symmetry (<i>Toma</i>)	202
33.1	Introduction	202
33.2	The Model	203
33.3	DM Relic Density and $\mu \rightarrow e \gamma$ Constraint	204

33.4 Indirect Detection of DM	204
33.5 Direct Detection of DM	205
33.6 Summary	206

Chapter 1

Preface

The editors

One of the mysteries of theoretical physics is the origin of fermion masses and mixings. For many years the theory community has attempted to explain this fascinating problem by assuming an underlying symmetry acting horizontally between the three known families, namely the *FLAVOR SYMMETRY*. In the last ten years neutrino experiments have brought substantial improvement in the sensitivity of the determination of neutrino parameters, which has by now reached the “precision age”. For the first time neutrino mass and mixing parameters are measured with great accuracy, opening new expectations for probing fundamental properties of matter. In contrast to the quarks, however, leptons exhibit large mixings, suggesting that neutrinos can play a special role in the understanding the flavor problem. For instance it may happen that small quark mixings arise from a cancellation between the up and down quark sectors or, in contrast, it may well be that each of these is separately small, of the order of the CKM angles.

In 2002 Harrison, Perkins and Scott proposed the so called *tribimaximal ansatz* which, for many years, has provided a successful ansatz to theoretical flavor-modelling, as it is very close to the experimental best fit value. Recently neutrino oscillation results from the T2K and Double Chooz collaborations indicate a nonzero reactor angle. This implies that the tribimaximal ansatz, can only be a first approximation. In any case different alternative approaches have also been considered, like bimaximal mixing, golden ratio and so on. However tribimaximal can still be a good first step, corrected either by renormalization effects or by charged sector diagonalization.

The special structure of tribimaximal suggests a geometrical origin of neutrino mixing, as in the case of the tetrahedron symmetry (isomorphic to A_4) as flavor symmetry. Many other non Abelian discrete groups, like S_4 , T' , $\Delta(27)$, $\Delta(54)$, D_n , Q_n and so on have also been employed in the literature as flavor symmetry.

Many models have been proposed based on the same hypothesis to generate a neutrino mass pattern with $\mu - \tau$ invariance and the property that $m_{11}^{\nu} + m_{12}^{\nu} = m_{22}^{\nu} + m_{23}^{\nu}$ in order to yield tribimaximal mixing. But so far a clear way to distinguish such models is lacking, though some effort in this direction has been made involving, for example, their predictions regarding (i) neutrinoless double beta decay, (ii) CP violation, (iii) accelerator signals, (iv) cosmological issues such as leptogenesis and dark matter, etc.

Despite a lot of effort on the part of several groups, an open challenge remains on how to explain simultaneously quarks within a flavor-symmetric unified scenario of the fundamental interactions.

The goal of the *Workshop on Flavor Symmetries and consequences in Accelerators and Cosmology* was to discuss about such important features of flavor symmetry models, bringing together PhD students, young post-docs as well as senior scientists. FLASY has had about 60 participants from about 20 countries.

FLASY has been hosted by the Instituto de Fisica Corpuscular (IFIC). We thank IFIC and the MULTIDARK Project, sponsored by the Spanish Ministry of Economy and Competitiveness's Consolider-Ingenio 2010 Programme under grant CSD2009-00064 for support. The main goal of the MULTIDARK project is to contribute to the identification and detection of the dark matter. The next FLASY-2012 workshop will take place in Dortmund, hosted by the University of Dortmund.

Chapter 2

Continuous and Discrete (Flavor) Symmetries

C. Hagedorn

Abstract

In this talk I give an overview over continuous and discrete groups and how these are used in the field of model building as flavor symmetries. The latter act on the space of the three generations of elementary particles. I mainly concentrate on discussing generic mathematical properties of these groups relevant for understanding their possible predictive power when applied to explain fermion mass and mixing patterns. I also put emphasis on the classification of discrete groups.

2.1. Introduction

The existence of three generations of elementary particles is well-established. They can be distinguished according to their mass as well as their mixing. The mass hierarchy among charged fermions is known to be strong, especially in the up quark sector

$$m_u : m_c : m_t \approx \lambda^8 : \lambda^4 : 1, \quad m_d : m_s : m_b \approx \lambda^4 : \lambda^2 : 1, \quad m_e : m_\mu : m_\tau \approx \lambda^{4\div 5} : \lambda^2 : 1 \quad \text{with} \quad \lambda \approx 0.22,$$

while it is much milder in the neutrino sector. Neutrino masses are experimentally constrained by the measurements of solar and atmospheric mass square differences (at the 2σ level) [1]

$$\delta m^2 \equiv \Delta m_{\text{sol}}^2 \equiv m_2^2 - m_1^2 = (7.58_{-0.42}^{+0.41}) \times 10^{-5} \text{ eV}^2, \quad |\Delta m^2| \equiv \left| m_3^2 - \frac{m_2^2 + m_1^2}{2} \right| = (2.35_{-0.18}^{+0.22}) \times 10^{-3} \text{ eV}^2.$$

The sign of Δm^2 is undetermined and the absolute neutrino mass scale m_0 is bounded, $m_0 \lesssim 0.3 \text{ eV}$, by cosmological measurements [2], searches for neutrinoless double beta [3] and Tritium beta decay [4]. The mixing among quarks is small

$$\theta_{12}^q \equiv \theta_C \approx 13^\circ, \quad \theta_{23}^q \approx 2.4^\circ \quad \text{and} \quad \theta_{13}^q \approx 0.21^\circ.$$

At the same time, lepton mixing, measured in neutrino oscillation experiments, involves two large mixing angles [1]

$$\sin^2 \theta_{12}^l = 0.306_{-0.031}^{+0.036}, \quad \sin^2 \theta_{23}^l = 0.42_{-0.06}^{+0.18} \quad (2\sigma \text{ level})$$

and a third small angle which is non-zero [1] - according to recent experimental indications [5]

$$\sin^2 \theta_{13}^l = 0.021_{-0.013}^{+0.015} \quad (2\sigma \text{ level}). \quad (2.1)$$

This value is obtained using the old estimates for reactor anti-neutrino fluxes. Neither the hierarchy among the charged fermion masses nor the fermion mixing patterns can be explained in the framework of the Standard Model (SM). The peculiar structure of the lepton mixing is compatible with special, theoretically motivated, patterns like

- $\mu\tau$ symmetric mixing [6]: $\sin^2 \theta_{23}^l = \frac{1}{2}$, $\sin^2 \theta_{13}^l = 0$ and $\theta_{12}^l \sim \mathcal{O}(1)$,
- tri-bimaximal (TB) mixing [7]: $\sin^2 \theta_{12}^l = \frac{1}{3}$, $\sin^2 \theta_{23}^l = \frac{1}{2}$, $\sin^2 \theta_{13}^l = 0$,
- golden ratio pattern [8]: $\sin^2 \theta_{12}^l = \frac{1}{\sqrt{5}\phi} \approx 0.276$, $\sin^2 \theta_{23}^l = \frac{1}{2}$, $\sin^2 \theta_{13}^l = 0$ with $\phi = (1 + \sqrt{5})/2$,
- bimaximal mixing [9]: $\sin^2 \theta_{12}^l = \frac{1}{2}$, $\sin^2 \theta_{23}^l = \frac{1}{2}$, $\sin^2 \theta_{13}^l = 0$,

up to small corrections. Taking into consideration the success of symmetries describing correctly the gauge interactions of the SM particles, it is tempting to assume a flavor symmetry G_f , i.e. a symmetry acting on the space of generations, to be responsible for the features of fermion masses and mixing.

In section 2.2 I present an overview over general properties of a flavor symmetry G_f . Section 2.3 is dedicated to a brief discussion of models with continuous G_f and section 2.4 contains the explanation of the connection between the non-trivial symmetry breaking of a discrete group G_f and the fermion mixing pattern. I show how TB mixing arises from the groups A_4 and S_4 and how predictions for elements of the mixing matrix are derived from (single-valued and double-valued) dihedral groups. In section 2.5 I sketch a supersymmetric D_{14} model explaining the Cabibbo angle θ_C and its extension to the lepton sector which leads to maximal atmospheric mixing, vanishing θ_{13}^l and generically large θ_{12}^l . I conclude in section 2.6.

2.2. General properties of G_f

Several properties of this new symmetry have to be fixed, namely

- whether it is abelian or non-abelian,
- whether it is continuous (like the gauge symmetries) or discrete (like parity),
- whether it is local (like the gauge symmetries) or global (like lepton number $U(1)_L$),
- whether it commutes with the other symmetries (e.g. gauge symmetries) of the theory or not,
- whether it is broken spontaneously or explicitly,
- whether it is broken at high energies (like at the seesaw or the GUT scale) or low energies (like the electroweak scale),
- whether it is broken in an arbitrary way or to one of its subgroups.

Apart from that the size of G_f depends on the gauge group of the model, e.g. in the framework of the SM without right-handed neutrinos the maximal symmetry of the kinetic terms of the fermions is $U(3)^5$, while it is reduced to $U(3)$ in the case of an $SO(10)$ model in which all fermions of one generation including the right-handed neutrino are unified into the 16-dimensional representation.

The presence of more than one generation can only be explained with a non-abelian symmetry which has two- and three-dimensional irreducible representations. An advantage of discrete over continuous symmetries is that the former in general contain several small representations suitable to host the three fermion generations. Furthermore, it is well-known that the spontaneous breaking of a continuous global (local) symmetry leads to the appearance of Goldstone (gauge) bosons, respectively. In order to avoid this I choose the symmetry to be discrete. However, also the breaking of the latter does in general lead to experimentally constrained effects, namely the generation of domain walls. This does not pose a problem as long as the scale at which the symmetry is broken is comparable with or larger than the scale of inflation. Thus high energy scales like the seesaw scale or the scale of grand unification seem to be preferred. In this case the flavor symmetry G_f is usually broken through non-vanishing vacuum expectation values (VEVs) of gauge singlets, called flavons. Models in which G_f is broken at a low energy scale contain instead several Higgs doublets which also transform non-trivially under G_f . Such models seem to be disfavored, because flavor changing neutral currents and lepton flavor violating processes, like $\mu \rightarrow e\gamma$, are induced. Another possibility is to explicitly break G_f , for example, at the boundaries of an extra spatial dimension.

A list of possible choices for G_f is

- continuous symmetries: $SU(2)$, $U(2)$, $SO(3)$, $SU(3)$ and $U(3)$.
- discrete symmetries:
 - permutation symmetries: symmetric groups S_N and alternating groups A_N with $N \in \mathbb{N}$,
 - dihedral symmetries: single-valued groups D_n and double-valued groups D'_n with $n \in \mathbb{N}$,
 - further double-valued groups: T' , O' , I' , ...
 - subgroups of $SU(3)$: $\Delta(3n^2)$ and $\Delta(6n^2)$ with $n \in \mathbb{N}$, as well as Σ groups,
 - subgroups of $U(3)$ such as $\Sigma(81)$ or of the listed groups, e.g. $T_7 \cong Z_7 \rtimes Z_3 \subset \Delta(147)$.

2.3. Overview over models with continuous G_f

In this section I give a brief, and incomplete, survey over models with continuous non-abelian flavor symmetries. In [10] supersymmetric models with a $U(2)$ group are discussed in the context of $SU(5)$ and $SO(10)$ grand unified theories (GUTs). Generic features of these models are: the three generations of fermions are assigned to $\mathbf{2} + \mathbf{1}$ which easily explains the heaviness of the third generation and allows to alleviate the so-called supersymmetric flavor problem; the breaking of the symmetry $U(2)$ proceeds in two steps, first to a $U(1)$ subgroup and then to nothing. These models predict nine relations among fermion masses and mixing, however, only θ_{23}^l is in general large in the lepton sector, while the two other mixing angles θ_{12}^l and θ_{13}^l are small. Models with flavor symmetries $SO(3)$ [11] and $SU(3)$ [12] are more promising, because they allow to unify all three generations of elementary particles. Furthermore, the largeness of two mixing angles, θ_{12}^l and θ_{23}^l , in the lepton sector indicates that all three generations are closely related instead of only two. Also in these models the breaking of the flavor symmetry proceeds usually in two steps, i.e. $SO(3) \rightarrow SO(2) \rightarrow$ nothing and $SU(3) \rightarrow SU(2) \rightarrow$ nothing, respectively. The models are supersymmetric and the gauge group is the one of the SM, the Pati-Salam group or, in the case of an extra-dimensional model, $SO(10)$. The masses of the SM fermions arise usually only from non-renormalizable operators and additional symmetries, such as Z_n or $U(1)$, are imposed in order to forbid certain operators. Assuming different messenger mass scales allows to differentiate among the expansion parameters present in the up quark, down quark and charged lepton

mass matrices. It has been shown that in such models TB neutrino mixing is predicted through constrained sequential dominance and a specific structure of the flavons VEVs. The latter can be achieved through F- as well as D-terms. The corrections arising from the charged lepton sector to the mixing angles are small. Subsequently, models in which the continuous symmetry has been replaced by a discrete one, like A_4 , $\Delta(27)$ and $\Delta(108)$, have been discussed [13]. The results of these models are very similar to those with continuous flavor groups. In general, the vacuum alignment is achieved in a simpler way; however, in the case of a discrete group D-terms associated with the flavor symmetry are obviously absent.

2.4. Non-trivial breaking of discrete G_f and fermion mixing

In the following I exemplify the idea of the non-trivial breaking of the flavor symmetry in different sectors of the theory, e.g. the charged lepton and the neutrino one, presenting several models: first, I briefly discuss how A_4 and S_4 give rise to TB mixing, then dihedral symmetries D_n in general as well as the group D_{14} in particular which can explain quark and lepton mixing patterns at the same time.

2.4.1. TB mixing and the groups A_4 and S_4

Probably, one of the most famous examples of a flavor symmetry broken in a non-trivial way is the one of the group A_4 which leads to the prediction of TB mixing. A simple and elegant model can be found in [14]. It is an extension of the minimal supersymmetric SM (MSSM) in which the group A_4 is spontaneously broken at high energies through flavon VEVs. The theory is formulated as an effective one with a cutoff Λ , assumed to be of the order of the GUT scale. An elaborate construction of the potential ensures the correct vacuum alignment. The supermultiplets containing left-handed leptons transform as irreducible triplet of A_4 and right-handed charged leptons are in three inequivalent one-dimensional representations. The two Higgs doublets $h_{u,d}$ do not transform under A_4 , while the flavons breaking A_4 correctly are two triplets, called φ_T and φ_S and two singlets $\xi, \tilde{\xi}$ (only one of them acquires a non-zero VEV). Apart from A_4 the model has a family independent Z_3 symmetry and a family dependent $U(1)_{FN}$ symmetry. The former allows to separate the two sets of flavons $\{\varphi_T\}$ and $\{\varphi_S, \xi, \tilde{\xi}\}$ and thus the charged lepton and neutrino sectors in the superpotential at the renormalizable level, while the latter which distinguishes among the right-handed charged leptons is used to explain the hierarchy among charged lepton masses. This $U(1)_{FN}$ symmetry is also assumed to be spontaneously broken, by a gauge singlet θ , carrying charge -1 .

The group A_4 is the symmetry group of the even permutations of four objects and is isomorphic to the symmetry group of a regular tetrahedron. It has 12 elements and four irreducible representations: three singlets $1, 1', 1''$ and a triplet 3 . The only non-trivial Kronecker product is $3 \times 3 = 1 + 1' + 1'' + 3 + 3$. The group can be defined in terms of two generators S and T which satisfy the relations (E is the neutral element of the group) [14]

$$S^2 = E, \quad T^3 = E, \quad (ST)^3 = E. \quad (2.2)$$

For the singlets S and T are simply 1 and the third roots of unity, $1, \omega^2, \omega$, respectively. For the triplet we use a basis in which T is represented through a diagonal matrix [14]

$$S = \frac{1}{3} \begin{pmatrix} -1 & 2 & 2 \\ 2 & -1 & 2 \\ 2 & 2 & -1 \end{pmatrix}, \quad T = \begin{pmatrix} 1 & 0 & 0 \\ 0 & \omega^2 & 0 \\ 0 & 0 & \omega \end{pmatrix}. \quad (2.3)$$

With the vacuum alignment (for details see [14])

$$\langle \varphi_S \rangle = v_S (1, 1, 1), \quad \langle \xi \rangle = u, \quad \langle \tilde{\xi} \rangle = 0, \quad \langle \varphi_T \rangle = v_T (1, 0, 0), \quad (2.4)$$

the mass matrix \mathcal{M}_l of the charged leptons is diagonal

$$\mathcal{M}_l = \frac{v_T}{\Lambda} \langle h_d \rangle \text{diag} \left(y_e \frac{\langle \theta \rangle^2}{\Lambda^2}, y_\mu \frac{\langle \theta \rangle}{\Lambda}, y_\tau \right), \quad (2.5)$$

while the one of the neutrinos M_ν arising from the Weinberg operator takes the form

$$M_\nu = \frac{\langle h_u \rangle^2}{\Lambda} \begin{pmatrix} a + 2b/3 & -b/3 & -b/3 \\ -b/3 & 2b/3 & a - b/3 \\ -b/3 & a - b/3 & 2b/3 \end{pmatrix}. \quad (2.6)$$

As one immediately sees the latter leads to TB mixing and the neutrino masses are $|a + b|$, $|a|$, $|-a + b|$ in units of $\langle h_u \rangle^2/\Lambda$ with $a = x_a u/\Lambda$, $b = x_b v_S/\Lambda$. Apart from its simplicity this model is very appealing, because, as has been observed, the group A_4 is broken in a specific way. The flavons φ_S (ξ) break A_4 to a Z_2 subgroup in the neutrino sector, since the VEVs of these flavons are eigenvectors to the eigenvalue +1 of the element S of A_4 . From eq.(2.2) it is obvious that S generates a Z_2 group. The VEV of φ_T breaks A_4 to a Z_3 subgroup in the charged lepton sector, because it is an eigenvector to the eigenvalue +1 of the matrix representing the element T of A_4 which has order three, see eq.(2.2). Note that in this way A_4 is broken completely in the whole theory. The mismatch of the two different subgroups of A_4 , preserved in neutrino and charged lepton sectors, reflects the mismatch between neutrinos and charged leptons in the flavor space and thus allows for a neat interpretation of lepton mixing. All this is independent of the particular value of the fermion masses. Similarly, small mixing in the quark sector might be understood as sign that the subgroups preserved in the up and down quark sectors are the same (for a model realizing this idea with the help of the group T' , the double covering of A_4 , see [15]).

From the mathematical point of view two things are interesting to notice: first of all, not only non-zero VEVs of fields forming a 1 or a 3 can preserve a Z_2 group, but also those of fields transforming as $1'$ or $1''$, and second, apart from Z_2 and Z_3 D_2 is a subgroup of A_4 (whose preservation is however only compatible with non-zero VEVs of flavons being singlets of A_4). The first aspect can be seen in a different way: the matrix in eq.(2.6) is not only invariant under the element S of A_4 , but also under the matrix P_{23} which is the matrix representing the permutation of second and third rows and columns. The latter generates also a Z_2 group and commutes with the element S . Thus, the neutrino mass matrix M_ν is invariant under $Z_2 \times Z_2$, with one of the two being a subgroup of A_4 , while the other one is an accidental symmetry which arises through the particular choice of the flavor symmetry breaking fields. This fact has been used as argument against A_4 and it has been shown [16] that indeed from the mathematical view point the group S_4 is more appropriate for predicting TB mixing, because it contains the element S as well as P_{23} . The simple idea is then to use S_4 as flavor group and break it to $Z_2 \times Z_2$ in the neutrino sector, while the breaking in the charged lepton sector remains the same, i.e. $S_4 \rightarrow Z_3$. Again, the flavor group is broken completely in the whole theory. However, one problem which might arise in S_4 models is related to the question of how to achieve the mass hierarchy among charged leptons naturally, because S_4 only contains two inequivalent singlets in contrast to A_4 . Thus, it might not be simple to distinguish the three (right-handed) charged leptons. This problem can however be easily solved [17] by extending the flavor group to $S_4 \times Z_3$ and breaking the latter in the charged lepton sector to $Z_3^{(D)}$ which is the diagonal subgroup of the external Z_3 factor and the Z_3 contained in S_4 and generated by T . In order to distinguish the three right-handed charged leptons which transform trivially under S_4 , one assigns them to 1, ω^2 and ω under the additional Z_3 group.

Before discussing other flavor groups let me briefly comment on the question whether or not models predicting TB mixing are still favored in the light of the recent experimental results [5] which indicate a non-zero value for θ_{13}^l . Indeed, in all models the leading order result, in this case TB mixing, receives corrections from various sources, e.g. higher-dimensional operators. Thus, in all models a non-zero value of θ_{13}^l is aspected. Concerning its size one can roughly say: let us assume the size of the corrections to be δ and that the latter contribute in the same manner to all three mixing angles, then the request to not perturb too much the result for the solar mixing angle implies that $\delta \lesssim 0.05$. Thus, one might expect $\sin \theta_{13}^l \sim \delta \lesssim 0.05$ which is too small to explain the recent experimental indication. Since in many models several operators give rise to a correction to θ_{13}^l , we get in general $\sin \theta_{13}^l \approx |c|\delta$ with c complex. If c is largish, i.e. the corrections add up, larger values of θ_{13}^l can be explained. Alternatively, one can consider models in which the corrections to the

reactor mixing angle are generically larger than to the two other angles. This happens for example if there are two sets of flavor symmetry breaking fields whose VEVs are different in size [18]. Yet, another possibility is to assume that the mixing pattern at leading order is bimaximal mixing. Then, the reactor as well as the solar mixing angle have to receive corrections of order $\delta \sim \lambda \sim 0.2$ [19]. The crucial issue is then to protect the atmospheric mixing angle θ_{23}^l from too large corrections.

2.4.2. Dihedral symmetries D_n as G_f

In order to show the interesting and amusing properties, a non-trivial breaking of a discrete symmetry can have, I discuss the case of a dihedral flavor group D_n which is broken to two distinct Z_2 subgroups. If the former is generated by A and B, the generating elements of the latter are BA^{k_1} and BA^{k_2} (k_i integers), respectively. If two of the left-handed fermion (quark or lepton) generations transform as irreducible two-dimensional representation $\underline{2}_j$, one of the elements of the mixing matrix V is of the form

$$|V_{\alpha\beta}| = \left| \cos \left(\frac{\pi (k_1 - k_2) j}{n} \right) \right|. \quad (2.7)$$

As one can nicely see, $|V_{\alpha\beta}|$ only depends on group-theoretical quantities, i.e. the index n of the dihedral group D_n , the indices characterizing the two Z_2 subgroups $k_{1,2}$ and the index j of the two-dimensional representation. Note that for $k_1 = k_2$ the mixing is trivial, as expected. The way to reach the result in eq.(2.7) can be understood performing the following seven steps: first, one has to choose the group D_n and select the indices $k_{1,2}$ of the two Z_2 subgroups which are associated with the two different fermion sectors 1 and 2. Then, one assigns left-handed fields to $\underline{1}_s + \underline{2}_j$, while the three generations of right-handed fermions can either transform as singlets $\underline{1}_{ip}$ or also as singlet and doublet $\underline{1}_l + \underline{2}_m$. We then consider a generic model in which two sets of scalars exist $\{\Phi_1\}$ and $\{\Phi_2\}$. These sets contain fields in all representations μ of D_n and we assume their VEVs to be such that they leave invariant a Z_2 group generated by $BA^{k_{1,2}}$, respectively. As one can check, the most general matrices \mathcal{M}_i with $i = 1, 2$ for fermions of sector 1 and 2 are of the form (always given in the left-right basis)

$$\mathcal{M}_i = \begin{pmatrix} 0 & A_i & B_i \\ C_i & D_i & E_i \\ -C_i e^{-i\varphi_i j} & D_i e^{-i\varphi_i j} & E_i e^{-i\varphi_i j} \end{pmatrix}, \quad (2.8)$$

if right-handed fermions are singlets under the group D_n , or take the form

$$\mathcal{M}_i = \begin{pmatrix} A_i & C_i & C_i e^{-i\varphi_i m} \\ B_i & D_i & E_i \\ B_i e^{-i\varphi_i j} & E_i e^{-i\varphi_i (j-m)} & D_i e^{-i\varphi_i (j+m)} \end{pmatrix}, \quad (2.9)$$

if right-handed fermions transform as $\underline{1}_l + \underline{2}_m$. The parameters A_i, \dots, E_i are in general complex and not further constrained by the flavor symmetry D_n . The phase φ_i which appears in both cases only depends on group-theoretical quantities

$$\varphi_i = \frac{2\pi k_i}{n}. \quad (2.10)$$

For both matrices the combination $\mathcal{M}_i \mathcal{M}_i^\dagger$ can be written as

$$\mathcal{M}_i \mathcal{M}_i^\dagger = \begin{pmatrix} a_i & b_i e^{i\zeta_i} & b_i e^{i(\zeta_i + \varphi_i j)} \\ b_i e^{-i\zeta_i} & c_i & d_i e^{i\varphi_i j} \\ b_i e^{-i(\zeta_i + \varphi_i j)} & d_i e^{-i\varphi_i j} & c_i \end{pmatrix} \quad (2.11)$$

with a_i, \dots, d_i and ζ_i depending on the parameters present in the matrices in eqs.(2.8)-(2.9). The matrix U_i diagonalizing the combination $\mathcal{M}_i \mathcal{M}_i^\dagger$ is

$$U_i = \begin{pmatrix} 0 & \cos \theta_i e^{i\zeta_i} & \sin \theta_i e^{i\zeta_i} \\ -\frac{1}{\sqrt{2}} e^{i\varphi_i j} & -\frac{\sin \theta_i}{\sqrt{2}} & \frac{\cos \theta_i}{\sqrt{2}} \\ \frac{1}{\sqrt{2}} & -\frac{\sin \theta_i}{\sqrt{2}} e^{-i\varphi_i j} & \frac{\cos \theta_i}{\sqrt{2}} e^{-i\varphi_i j} \end{pmatrix} \quad (2.12)$$

with θ_i given in terms of the parameters appearing in eq.(2.11). As one clearly sees, one of the eigenvectors only contains the phase φ_i and thus only depends on group-theoretical quantities. The physical mixing arises from the misalignment of the matrices U_1 and U_2 :

$$V = U_1^\dagger U_2. \quad (2.13)$$

Then one of the elements $|V_{\alpha\beta}|$ is of the form

$$|V_{\alpha\beta}| = \frac{1}{2} \left| 1 + e^{i(\varphi_1 - \varphi_2)j} \right| = \left| \cos \left((\varphi_1 - \varphi_2) \frac{j}{2} \right) \right| = \left| \cos \left(\frac{\pi (k_1 - k_2)j}{n} \right) \right|, \quad (2.14)$$

while the rest depends also on the angles $\theta_{1,2}$ and the phases $\zeta_{1,2}$.

It has been shown [20] that $\mu\tau$ symmetric lepton mixing can be realized in this way with the group D_4 [21] and that D_{14} can be used to predict the correct size of the Cabibbo angle [22]. In the subsequent section a model is outlined in which D_{14} plays the role of the flavor symmetry and which explains the Cabibbo angle as well as nearly $\mu\tau$ symmetric lepton mixing [23].

2.5. D_{14} - a symmetry for quarks and leptons

The group D_{14} belongs to the dihedral symmetries and has 28 elements. As all D_n groups, it only contains one- and two-dimensional representations, called $\underline{1}_i$, $i = 1, \dots, 4$ and $\underline{2}_j$, $j = 1, \dots, 6$. It can be described in terms of two generators A and B which satisfy the relations

$$A^{14} = E, \quad B^2 = E, \quad A B A = B. \quad (2.15)$$

The generators A and B for the singlets are just ± 1 and the two-by-two matrices for $\underline{2}_j$ are in a convenient basis

$$A = \begin{pmatrix} e^{(\frac{\pi i}{7})j} & 0 \\ 0 & e^{-(\frac{\pi i}{7})j} \end{pmatrix} \quad \text{and} \quad B = \begin{pmatrix} 0 & 1 \\ 1 & 0 \end{pmatrix}. \quad (2.16)$$

The main properties of the original D_{14} model [22] which only contains quarks are the following: it is an extension of the MSSM formulated as effective theory with a cutoff Λ , the flavor symmetry G_f is the product $D_{14} \times U(1)_{FN} \times Z_3$, D_{14} and $U(1)_{FN}$ together explain the quark mass hierarchies and Z_3 is used for separating appropriately up and down quark sectors. All flavor symmetries are broken spontaneously at high energies through flavon VEVs. The two sets of flavons breaking the group $D_{14} \times Z_3$ are $\{\psi_{1,2}^u, \chi_{1,2}^u, \xi_{1,2}^u, \eta^u\}$ and $\{\psi_{1,2}^d, \chi_{1,2}^d, \xi_{1,2}^d, \eta^d, \sigma\}$, while θ only carries non-trivial $U(1)_{FN}$ charge. The left-handed quark doublets $Q_D = (Q_1, Q_2)$ and Q_3 are in the representations $\underline{2}_1$ and $\underline{1}_1$, while the right-handed quarks u^c, c^c, t^c and d^c, s^c, b^c are singlets under D_{14} and $h_{u,d}$ are trivial singlets of D_{14} .

The leading operators contributing to up quark masses are (order one coefficients are omitted in the follow-

ing and (\dots) denotes the contraction to a D_{14} -invariant)

$$Q_3 t^c h_u + \frac{1}{\Lambda} (Q_D \psi^u) t^c h_u + \frac{1}{\Lambda} Q_3 (c^c \eta^u) h_u \quad (2.17)$$

$$+ \frac{\theta^2}{\Lambda^4} (Q_D u^c \chi^u \xi^u) h_u + \frac{\theta^2}{\Lambda^4} (Q_D u^c (\xi^u)^2) h_u + \frac{\theta^2}{\Lambda^4} (Q_D \psi^u \eta^u u^c) h_u \quad (2.18)$$

$$+ \frac{1}{\Lambda^2} (Q_D c^c \chi^u \xi^u) h_u + \frac{1}{\Lambda^2} (Q_D c^c (\xi^u)^2) h_u + \frac{1}{\Lambda^2} (Q_D \psi^u) (\eta^u c^c) h_u, \quad (2.19)$$

while the ones contributing to the masses of the down quarks read

$$\frac{1}{\Lambda} Q_3 (b^c \eta^d) h_d + \frac{\theta}{\Lambda^2} Q_3 s^c \sigma h_d + \frac{\theta}{\Lambda^2} (Q_D \psi^d) s^c h_d. \quad (2.20)$$

Note that all these operators respect the separation among the up and down quark sectors, as up-type flavons only contribute to up quark masses and down-type ones only to down quark masses. With the appropriate vacuum configuration of the flavons, see [22] for details of the superpotential, two distinct Z_2 groups are preserved. One is characterized with an even index, see above, which can be set without loss of generality to zero, while the second one has an odd index k which remains undetermined. At the Z_2 symmetry preserving level, the up and down quark mass matrices are of the form

$$\mathcal{M}_u = \begin{pmatrix} -\alpha_1^u t^2 \epsilon^2 & \alpha_2^u \epsilon^2 & \alpha_3^u \epsilon \\ \alpha_1^u t^2 \epsilon^2 & \alpha_2^u \epsilon^2 & \alpha_3^u \epsilon \\ 0 & \alpha_4^u \epsilon & y_t \end{pmatrix} \langle h_u \rangle \quad \text{and} \quad \mathcal{M}_d = \begin{pmatrix} 0 & \alpha_1^d t \epsilon & 0 \\ 0 & \alpha_1^d e^{-\pi i k / 7} t \epsilon & 0 \\ 0 & \alpha_2^d t \epsilon & y_b \epsilon \end{pmatrix} \langle h_d \rangle \quad (2.21)$$

with $\langle \Phi^u \rangle / \Lambda \approx \epsilon$, $\langle \Phi^d \rangle / \Lambda \approx \epsilon$, $t = \langle \theta \rangle / \Lambda \approx \epsilon \approx \lambda^2 \approx 0.04$. As one easily computes, the quark masses fulfill the relations

$$m_u^2 : m_c^2 : m_t^2 \sim \epsilon^8 : \epsilon^4 : 1, \quad m_d^2 : m_s^2 : m_b^2 \sim 0 : \epsilon^2 : 1, \quad (2.22)$$

$$m_b^2 : m_t^2 \sim \epsilon^2 : 1 \quad \text{for small } \tan \beta = \langle h_u \rangle / \langle h_d \rangle$$

and the CKM mixing matrix takes the form

$$|V_{CKM}| = \begin{pmatrix} |\cos(\frac{k\pi}{14})| & |\sin(\frac{k\pi}{14})| & 0 \\ |\sin(\frac{k\pi}{14})| & |\cos(\frac{k\pi}{14})| & 0 \\ 0 & 0 & 1 \end{pmatrix} + \begin{pmatrix} 0 & \mathcal{O}(\epsilon^4) & \mathcal{O}(\epsilon^2) \\ \mathcal{O}(\epsilon^2) & \mathcal{O}(\epsilon^2) & \mathcal{O}(\epsilon) \\ \mathcal{O}(\epsilon) & \mathcal{O}(\epsilon) & \mathcal{O}(\epsilon^2) \end{pmatrix}. \quad (2.23)$$

As one can see, for the choices $k = 1$ and $k = 13$ the matrix elements involving the first two generations are very close to their experimental best fit values, e.g. $|V_{ud}| \approx 0.97493$ should be compared with $|V_{ud}|_{\text{exp}} = 0.97419_{-0.00022}^{+0.00022}$. Subleading corrections lead to the down quark mass of the correct size as well as allow all elements of V_{CKM} and the Jarlskog invariant J_{CP} to be accommodated.

In a second step I would like to outline how to extend this model to the lepton sector in a minimalistic way, i.e. to add only a small number of new fields, to not perturb the results achieved for quarks too much and at the same time to predict $\mu\tau$ symmetric lepton mixing. The setup which fulfills these requirements is the following [23]: the Z_3 factor of the flavor symmetry is replaced by Z_7 and still has the role to segregate the different symmetry breaking sectors, the left-handed leptons L_1 and $L_D = (L_2, L_3)$ transform as $\underline{1}_3$ and $\underline{2}_2$, also the right-handed neutrinos ν_1^c and $\nu_D^c = (\nu_2^c, \nu_3^c)$ transform as $\underline{1}_2 + \underline{2}_3$, while all right-handed charged leptons e^c, μ^c, τ^c are trivial singlets of D_{14} . Furthermore, one flavon $\chi_{1,2}^e$ is added which is a doublet $\underline{2}_2$ of D_{14} .

In the neutrino sector, the leading contributions to the right-handed neutrino mass matrix \mathcal{M}_R are

$$\nu_1^c \nu_1^c \sigma + (\nu_D^c \nu_D^c) \sigma \quad \text{giving rise to} \quad \mathcal{M}_R = \begin{pmatrix} \alpha_1^M & 0 & 0 \\ 0 & 0 & \alpha_2^M \\ 0 & \alpha_2^M & 0 \end{pmatrix} \epsilon \Lambda, \quad (2.24)$$

while the Dirac neutrino mass matrix \mathcal{M}_ν^D takes the form

$$\mathcal{M}_\nu^D = \begin{pmatrix} 0 & \alpha_1^D & \alpha_1^D \\ \alpha_2^D & 0 & \alpha_3^D \\ -\alpha_2^D & \alpha_3^D & 0 \end{pmatrix} \epsilon \langle h_u \rangle \quad (2.25)$$

and receives at leading level contributions from the operators

$$\frac{1}{\Lambda} (L_1 \nu_D^c \xi^u) h_u + \frac{1}{\Lambda} (L_D \nu_1^c \chi^u) h_u + \frac{1}{\Lambda} (L_D \nu_D^c \psi^u) h_u. \quad (2.26)$$

Consequently, the light neutrino mass matrix \mathcal{M}_ν can be cast into the form

$$\mathcal{M}_\nu = \begin{pmatrix} 2x^2/v & x & x \\ x & z & v-z \\ x & v-z & z \end{pmatrix} \epsilon \langle h_u \rangle^2 / \Lambda. \quad (2.27)$$

The predictions are then: $\mu\tau$ symmetric neutrino mixing, $\tan(\theta_{12}^\nu) = \sqrt{2} \left| \frac{x}{v} \right|$ and normal ordering with $m_1 = 0$. In addition, one finds $|m_{ee}| = m_2 \sin^2(\theta_{12}^\nu) = \sqrt{\delta m^2} \sin^2(\theta_{12}^\nu)$. For the charged lepton sector we use the additional flavon $\chi_{1,2}^e$ which acquires a VEV of the form $v^e (1, 0)$. Such an alignment is easily achieved with a driving field being a trivial singlet under D_{14} and carrying an appropriate Z_7 charge. Interestingly enough, also this alignment preserves a Z_2 subgroup of D_{14} which, however, does not coincide with one of the Z_2 symmetries present in the up and down quark sectors. The main contributions to the charged lepton mass matrix \mathcal{M}_l originate from (α stands for e, μ and τ)

$$\frac{1}{\Lambda} (L_D \chi^e) \alpha^c h_d + \frac{1}{\Lambda^2} (L_D \chi^e \xi^u) \alpha^c h_d + \frac{1}{\Lambda^3} (L_1 \chi^e \psi^u \xi^u) \alpha^c h_d + \frac{1}{\Lambda^3} (L_1 \eta^u) (\chi^e \chi^u) \alpha^c h_d \quad (2.28)$$

which give rise to

$$\mathcal{M}_l = \begin{pmatrix} \alpha_1^e \epsilon^3 & \alpha_2^e \epsilon^3 & \alpha_3^e \epsilon^3 \\ \alpha_4^e \epsilon^2 & \alpha_5^e \epsilon^2 & \alpha_6^e \epsilon^2 \\ \alpha_7^e \epsilon & \alpha_8^e \epsilon & \alpha_9^e \epsilon \end{pmatrix} \langle h_d \rangle \quad \text{for} \quad v^e / \Lambda \approx \epsilon \approx \lambda^2. \quad (2.29)$$

As one can see, the charged lepton mass hierarchy is correctly predicted, $m_e : m_\mu : m_\tau \sim \epsilon^2 : \epsilon : 1$, and the three mixing angles in the charged lepton sector are small

$$\theta_{12}^e \sim \epsilon, \quad \theta_{13}^e \sim \epsilon^2, \quad \theta_{23}^e \sim \epsilon. \quad (2.30)$$

Thus, the lepton mixing is nearly $\mu\tau$ symmetric, i.e.

$$\sin^2 \theta_{23}^l = \frac{1}{2} + \mathcal{O}(\epsilon), \quad \sin \theta_{13}^l = \mathcal{O}(\epsilon), \quad \sin^2 \theta_{12}^l = \mathcal{O}(1). \quad (2.31)$$

As regards the recent indication for $\theta_{13}^l \neq 0$ [5], we note that the model naturally leads only to rather small θ_{13}^l which might seem to be disfavored at the moment.

2.6. Conclusions

I have presented an overview over flavor symmetries in general and their properties. I commented briefly on the case of a continuous G_f and then focussed on discrete symmetries playing the role of G_f with special emphasis on those cases in which they are broken in a non-trivial way. I showed a variety of examples: A_4 and S_4 and their relation to TB mixing, predictions from dihedral groups D_n in general and from D_{14} in particular. Lastly, I have sketched a D_{14} model in which the Cabibbo angle as well as $\mu\tau$ symmetric lepton mixing are closely related to how D_{14} is broken and at the same time all fermion mass hierarchies are naturally accommodated.

REFERENCES

1. G. L. Fogli, E. Lisi, A. Marrone, A. Palazzo and A. M. Rotunno, Phys. Rev. D **84** (2011) 053007 [arXiv:1106.6028 [hep-ph]].
2. G. L. Fogli, E. Lisi, A. Marrone, A. Melchiorri, A. Palazzo, A. M. Rotunno, P. Serra and J. Silk *et al.*, Phys. Rev. D **78** (2008) 033010 [arXiv:0805.2517 [hep-ph]].
3. J. J. Gomez-Cadenas, J. Martin-Albo, M. Mezzetto, F. Monrabal and M. Sorel, arXiv:1109.5515 [hep-ex].
4. C. Kraus, B. Bornschein, L. Bornschein, J. Bonn, B. Flatt, A. Kovalik, B. Ostrick and E. W. Otten *et al.*, Eur. Phys. J. C **40** (2005) 447 [hep-ex/0412056]; V. M. Lobashev, Nucl. Phys. A **719** (2003) 153.
5. K. Abe *et al.* [T2K Collaboration], Phys. Rev. Lett. **107** (2011) 041801. [arXiv:1106.2822 [hep-ex]].
6. T. Fukuyama and H. Nishiura, hep-ph/9702253; E. Ma and M. Raidal, Phys. Rev. Lett. **87** (2001) 011802 [Erratum-ibid. **87** (2001) 159901] [hep-ph/0102255]; C. S. Lam, Phys. Lett. B **507** (2001) 214 [hep-ph/0104116].
7. P. F. Harrison, D. H. Perkins and W. G. Scott, Phys. Lett. B **530** (2002) 167 [arXiv:hep-ph/0202074]; P. F. Harrison and W. G. Scott, Phys. Lett. B **535** (2002) 163 [arXiv:hep-ph/0203209]; Z. z. Xing, Phys. Lett. B **533** (2002) 85 [arXiv:hep-ph/0204049].
8. A. Datta, F. -S. Ling and P. Ramond, Nucl. Phys. B **671** (2003) 383 [hep-ph/0306002]; Y. Kajiyama, M. Raidal and A. Strumia, Phys. Rev. D **76** (2007) 117301 [arXiv:0705.4559 [hep-ph]].
9. V. D. Barger, S. Pakvasa, T. J. Weiler and K. Whisnant, Phys. Lett. B **437** (1998) 107 [hep-ph/9806387]; R. N. Mohapatra and S. Nussinov, Phys. Rev. D **60** (1999) 013002 [hep-ph/9809415]; G. Altarelli and F. Feruglio, JHEP **9811** (1998) 021 [hep-ph/9809596].
10. R. Barbieri and L. J. Hall, Nuovo Cim. A **110** (1997) 1 [hep-ph/9605224]; R. Barbieri, L. J. Hall, S. Raby and A. Romanino, Nucl. Phys. B **493** (1997) 3 [hep-ph/9610449]; R. Barbieri, L. J. Hall and A. Romanino, Phys. Lett. B **401** (1997) 47 [hep-ph/9702315].
11. S. F. King, JHEP **0508** (2005) 105 [hep-ph/0506297].
12. S. F. King and G. G. Ross, Phys. Lett. B **520** (2001) 243 [hep-ph/0108112]; Phys. Lett. B **574** (2003) 239 [hep-ph/0307190].
13. I. de Medeiros Varzielas, S. F. King and G. G. Ross, Phys. Lett. B **644** (2007) 153 [hep-ph/0512313]; S. F. King and M. Malinsky, Phys. Lett. B **645** (2007) 351 [hep-ph/0610250].
14. G. Altarelli and F. Feruglio, Nucl. Phys. B **741** (2006) 215 [arXiv:hep-ph/0512103].
15. F. Feruglio, C. Hagedorn, Y. Lin and L. Merlo, Nucl. Phys. B **775** (2007) 120 [Erratum-ibid. **836** (2010) 127] [arXiv:hep-ph/0702194].
16. C. S. Lam, Phys. Lett. B **656** (2007) 193 [arXiv:0708.3665 [hep-ph]]; Phys. Rev. Lett. **101** (2008) 121602 [arXiv:0804.2622 [hep-ph]]; Phys. Rev. D **78** (2008) 073015 [arXiv:0809.1185 [hep-ph]].
17. C. Hagedorn and M. Serone, JHEP **1110** (2011) 083 [arXiv:1106.4021 [hep-ph]].
18. Y. Lin, Nucl. Phys. B **824** (2010) 95 [arXiv:0905.3534 [hep-ph]].
19. G. Altarelli, F. Feruglio and L. Merlo, JHEP **0905** (2009) 020 [arXiv:0903.1940 [hep-ph]].
20. A. Blum, C. Hagedorn and M. Lindner, Phys. Rev. D **77** (2008) 076004 [arXiv:0709.3450 [hep-ph]].
21. A. Adulpravitchai, A. Blum and C. Hagedorn, JHEP **0903** (2009) 046 [arXiv:0812.3799 [hep-ph]]; C. Hagedorn and R. Ziegler, Phys. Rev. D **82** (2010) 053011 [arXiv:1007.1888 [hep-ph]].
22. A. Blum and C. Hagedorn, Nucl. Phys. B **821** (2009) 327 [arXiv:0902.4885 [hep-ph]].
23. C. Hagedorn and D. Meloni, in preparation.

Chapter 3

Neutrinoless Double Beta Decay and Connections with Flavour Physics

Luca Merlo

Abstract

Neutrinoless double beta ($0\nu 2\beta$) decay is a fundamental observable to probe the Majorana character of neutrinos and to investigate on their absolute mass scale. The present status of experiments searching for $0\nu 2\beta$ decay is reviewed and the most relevant results are discussed. The interplay with flavour physics in general provides clear predictions for $0\nu 2\beta$ decay and some major examples are presented.

3.1. Introduction

Non-vanishing masses for neutrinos have been the first evidence of the necessity to go beyond the Standard Model (SM) of Particle Physics. In the last decades, a lot of effort has been put to determine the parameters of the neutrino sector. In the conservative scenario of only 3 active neutrinos, their oscillations can be described by two frequencies, $\Delta m_{sol}^2 \equiv m_2^2 - m_1^2 \approx 7.6 \times 10^{-5} \text{ eV}^2$ and $\Delta m_{atm}^2 \equiv |m_3^2 - m_1^2| \approx 2.5 \times 10^{-2} \text{ eV}^2$, and three mixing angles, the solar $\sin^2 \theta_{12} \approx 0.31$, the atmospheric $\sin^2 \theta_{23} \approx 0.5$ and the reactor $\sin^2 \theta_{13} \approx 0.015$ [36]. Furthermore an upper bound on the absolute neutrino mass scale of few eV has been fixed.

On the other hand numerous questions are waiting for an answer: 1) which is the nature of neutrinos, Dirac or Majorana? 2) which is the absolute mass scale? 3) which is the mass ordering (which is the sign of Δm_{atm}^2)? 4) which are the values of the Dirac and Majorana CP violating phases? The $0\nu 2\beta$ decay is a useful observables with this regards, being connected directly or indirectly to the previous questions.

In the following I will first review general notions on the $0\nu 2\beta$ decay and the related experimental status. I will then discuss correlations among the $0\nu 2\beta$ decay and other observables, with particular emphasis on flavour observables.

3.2. The $0\nu 2\beta$ Decay

The $0\nu 2\beta$ decay belongs to the class of the 2β decays, that are spontaneous transitions of an initial nucleus (A, Z) into a nucleus $(A, Z + 2)$ with proton number larger by two units, and the emission of two electrons. Such transitions occur in even-even nuclei, i.e. with the same number of protons and neutrons: in such case, the parent and the daughter nuclei are more bound than the intermediate one and as a result the equivalent sequence of two single beta decays is avoided or at least inhibited.

The most frequent 2β decays are the $2\nu 2\beta$ transitions $(A, Z) \rightarrow (A, Z + 2) + 2e^- + 2\bar{\nu}_e$: these are SM allowed decays and occur at the second electroweak order. They provide a natural background for the $0\nu 2\beta$ decays $(A, Z) \rightarrow (A, Z + 2) + 2e^-$, that on the contrary are not allowed in the SM. Nine nuclei turn out to be particularly interesting for the $0\nu 2\beta$ decay and are actually under investigation: these are ^{48}Ca , ^{76}Ge , ^{82}Se , ^{96}Zr , ^{100}Mo , ^{116}Cd , ^{130}Te , ^{136}Xe and ^{150}Nd . The reason can be found in the large energy release, the Q -factor, that is emitted during the transition: since the $0\nu 2\beta$ decay rate goes with Q^5 , a sufficiently large Q -factor allows a better discrimination of the signal over the natural radioactivity, which drops significantly beyond 2.614 MeV.

It is not clear which is the mechanism that originates the $0\nu 2\beta$ decay, but it violates the Lepton number by two units. This suggests the possibility that the $0\nu 2\beta$ decay may be connected to other Lepton number violating (LNV) observables. This is indeed the case as it has been shown in [2,3]: following the Schechter–Valle theorem, whatever is the mechanism of the $0\nu 2\beta$ decay, it is possible to construct a 4-loop diagram that contributes to the Majorana neutrino mass matrix. Even if the corresponding contribution is however tiny $\sim 10^{-23}$ eV and insufficient to explain the observed neutrino masses, the evidence of the $0\nu 2\beta$ decay would imply the Majorana nature of neutrinos.

The mechanisms for the $0\nu 2\beta$ decay are usually cataloged into two classes: the standard mechanism and the exotic ones. The first one is illustrated by the diagram in fig. 3.1(a), where the mediators are the light oscillating neutrinos. It is possible only if the neutrinos are Majorana particles. On the other hand, when other LNV sources, different from light neutrinos, give the main contribution to the $0\nu 2\beta$ decay, such as right-handed (RH) neutrinos in left-right symmetric models (fig. 3.1(b)) or the $SU(2)$ Higgs triplet in the type II See-Saw mechanism (fig. 3.1(c)), usually it is referred to exotic mechanisms. A more complete list of exotic mechanisms can be found in [4].

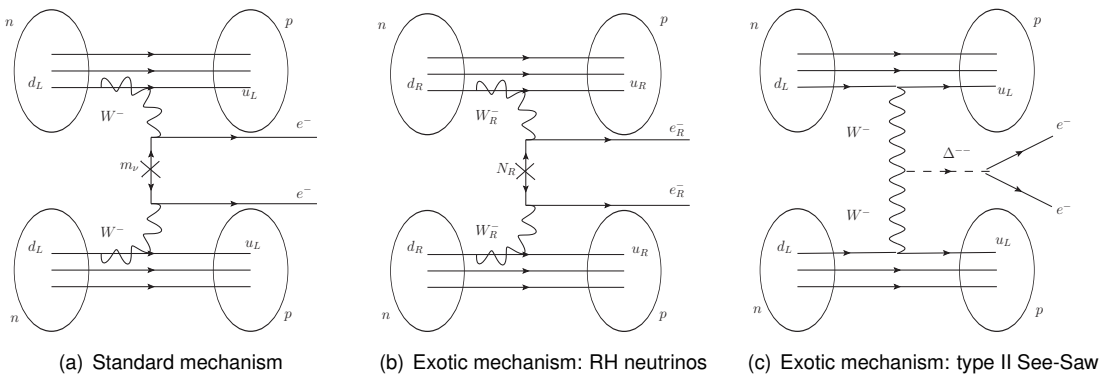
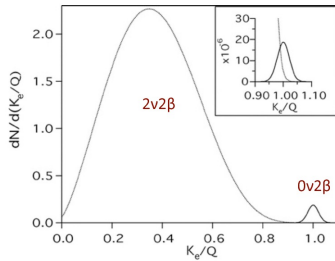


Figure 3.1. *Standard mechanism and two examples of exotic mechanisms: in (b) the case of RH neutrinos and in (c) the case of the $SU(2)$ Higgs triplet in the type II See-Saw mechanism.*

On the experimental side, the present methods to detect the $0\nu 2\beta$ decay consists in the direct observation of the two electrons in the final state. Generically the various 2β decays are separated just on the different

distribution of the electron sum energies, as shown in fig. 3.2(a): a continuous bell distribution for $2\nu 2\beta$ and a sharp line for $0\nu 2\beta$. The latter corresponds to the Q value of the nuclear transition. The observables are the electron sum energy, the single electron energy (only in few detectors) and the angular correlation of the two electrons in the final state.



(a) Energy distribution.

Experiment	Isotope	Mass Isotope [Kg]	Sensitivity on $T_{1/2}$ [10^{24} yr]	Sensitivity on $\langle m_{\nu e} \rangle$ [meV]	Status	Start
GERDA I	^{76}Ge	18	30	230-390	running	2011
GERDA II		40	200	90-150		2013
GERDA III		1000	6000	-10		2015
CUORE0	^{130}Te	10	15	168-391	progress	2011
CUORE		200	210	41-96		2013
MAJORANA	^{76}Ge	30-60	100-200	120	progress	2013
EXO	^{136}Xe	200	64	109-135	progress	2011
		1000	800			2015
KamLAND-Zen	^{136}Xe	400		40	progress	2011
		1000			R&D	2013-15
SNO+	^{150}Nd	56	4.5		progress	2012
		500	30			2015

(b) Current and future experiments.

Figure 3.2. (a) Energy distribution of the $2\nu 2\beta$ and $0\nu 2\beta$ decays. (b) Current and future experiments on the $0\nu 2\beta$ decay. It is shown, when available, the isotope, the source mass, the sensitivity on the half-time and on the $0\nu 2\beta$ effective mass in the case of Standard mechanism, and the status of the experiment.

In all these measurements, a large sensitivity is necessary and can be achieved with: a large source mass with an high isotope abundance; a large Q -factor to avoid the environmental background; a good energy resolution to improve signal/background; shields against environmental radioactivity and cosmic rays; minimizing the detector size to lower the background from impurities that scale with the volume of the detector; using pure sources, such as gaseous and liquid sources that can be continuously purified; identifying the daughter isotope in coincidence with the electron pair to reject many backgrounds, possible if the $0\nu 2\beta$ decay proceeds into an excited state with the subsequent γ ray emission.

The detectors are defined inhomogeneous (homogeneous), if they are distinct from (coincident with) the sources. Inhomogeneous detectors usually consist in source foils between scintillation detectors and allow a precise reconstruction of the event topology and the study of different type of isotopes. On the other hand only relatively small source masses can be adopted.

Homogeneous detectors usually consist in semiconductors, liquids or gasses and are based on scintillation techniques. They allow the adoption of large source masses, a very high energy resolution, an high detection efficiency and in some cases the indication of the event topology. On the other hand only a restricted number of isotopes can be studied in such detectors.

Among the past experiments, the best lower bound on the $0\nu 2\beta$ half-time comes from the Hidelberg-Moscow experiment [9], based on high pure ^{76}Ge semiconductor: at 90% of C.L. $T_{1/2} > 19 \times 10^{24}$ yr. Part of the collaboration claimed the observation of the $0\nu 2\beta$ decay [6] corresponding to a value $T_{1/2} = (22.3^{+4.4}_{-3.1}) \times 10^{24}$ yr. The corresponding analysis has been strongly criticized, but only the present and future experiments will be able to confirm or exclude such a result.

An incomplete list of current and future experiments is presented in fig. 3.2(b): all the experiments have been designed to reach and pass the H-M claim and the first results are expected in few years. Furthermore, notice that many different techniques and many different isotopes are involved in these list: this will allow the determination of the systematic errors, a better understanding of signals and backgrounds and possibly the discrimination among different mechanisms originating the $0\nu 2\beta$ decay.

The experimental results of the $0\nu 2\beta$ half-time is translated into particle physics parameters by the following

expression:

$$T_{1/2}^{-1} = G^{0\nu}(Q^5, Z) |M^{0\nu}(A, Z) \cdot \Pi|^2, \quad (3.1)$$

where $G^{0\nu}(Q^5, Z)$ is the phase space, $M^{0\nu}(A, Z)$ the matrix element and Π is a function of particle physics parameters. The phase space may depend on the particle physics process that determines the $0\nu 2\beta$ decay, but it is almost equal for transitions with only 2 electrons in the final state, as can be noticed in fig. 3.3(a).

The nuclear matrix element $M^{0\nu}(A, Z)$ depends on the particle physics process which determines the transitions and on the isotope considered. Two main approaches are followed: the Nuclear Shell Model (NSM) allows the study of arbitrary complicated configurations, but limited to few single-particle orbitals outside the inert core; the Quasi-particle Random Phase Approximation (QRPS) is able to treat many single-particle states, but only a limited set of configurations. In fig. 3.3(b) we can see the results of the two methods for different isotopes. To be noticed that a lot of effort has been put for the Standard mechanism, but not for the exotic ones. It is from the nuclear matrix element computations that comes the largest theoretical uncertainty in the $0\nu 2\beta$ decay rate and unfortunately the precision is not expected to improve more that 20% in the next 10 years.

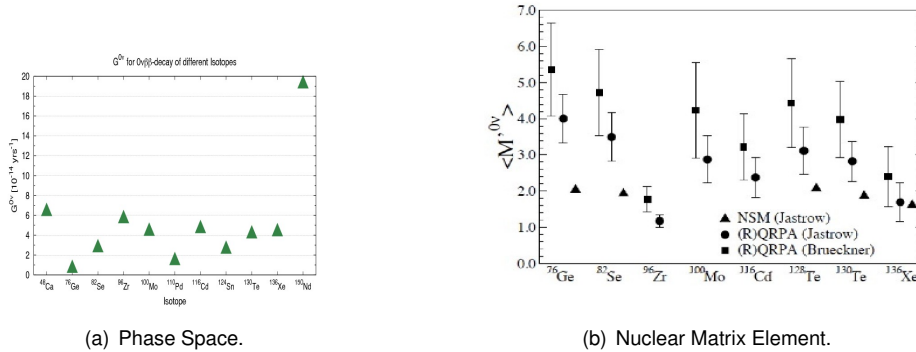


Figure 3.3. (a) Phase space $G^{0\nu}(Q^5, Z)$ for different isotopes. (b) Nuclear Matrix Elements for different isotopes in the NSM and QRPS approaches.

The function of the particle physics parameters Π is defined by the mechanism that produces the $0\nu 2\beta$ transition. In the Standard mechanism, as shown in fig. 3.1(a), the three light oscillating Majorana neutrinos give the main contribution and the function takes the following form:

$$\Pi \equiv \langle m_{ee} \rangle, \quad (3.2)$$

where $\langle m_{ee} \rangle$ is the $0\nu 2\beta$ effective mass. We can now translate the experimental present bounds and future sensitivities of the half-time of the $0\nu 2\beta$ decay on the equivalent values of the $0\nu 2\beta$ effective mass: while the present bound is $0.21 - 0.53$ eV (90% C.L.) the H-M claim is 0.32 ± 0.03 eV; the future sensitivities can be read from the fifth column of the table in fig. 3.2(b).

3.3. The $0\nu 2\beta$ Effective Mass

The $0\nu 2\beta$ effective mass is the function of the particle physics parameters entering in the expression for the $0\nu 2\beta$ decay rate. It takes a precise expression when considering the Majorana neutrino mass matrix:

$$\langle m_{ee} \rangle = \left| \sum_k U_{ek}^2 m_k \right| = \left| c_{12}^2 c_{13}^2 m_1 + s_{12}^2 c_{13}^2 e^{i\alpha_{21}} m_2 + s_{13}^2 e^{i\alpha_{31}} m_3 \right|, \quad (3.3)$$

where U_{ek} are the elements of the first row of the PMNS matrix, containing the solar and reactor angles and the Majorana phase, and m_k the neutrino masses. In the expression c_{ij} and s_{ij} refer to cosines and sines of θ_{ij} , while $\alpha_{21,31}$ are the Majorana phases in the usual convention. The r.h.s. of eq. (3.3) depends on 7 unknown quantities, while only the quantity $\langle m_{ee} \rangle$ can be read from $T_{1/2}^{-1}$. In order to extract any information from eq. (3.3), more constraints and other correlations among the same parameters are necessary.

Cosmological analyses put bounds on the simple sum of the neutrino masses:

$$\Sigma = \sum_{k=1}^3 m_k. \quad (3.4)$$

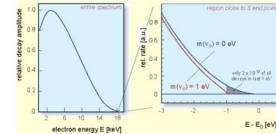
In fig. 3.4(a), the table shows the recent results [7] considering two contexts and different combination of the cosmological data: the Blue corresponds to the standard cosmological model Λ CDM with massive neutrinos and the Red the generalization with non-vanishing curvature and with $\omega \neq -1$ in the Dark Matter equation of state. CMB stands for the Cosmic Microwave Background, HO for the Hubble Constant, SN for the high-redshift Type-I SuperNovae, BAO for the Baryon Acoustic Oscillation, LSSPS for Large Scale Structure matter Power Spectrum. In the next few years, the sensitivity should lower down to 0.1 eV considering the new combined analysis with CMB and Ly- α data.

The single β decay experiments are sensible to the following observable:

$$m_\beta = \sqrt{\sum_{k=1}^3 |U_{ek}|^2 m_k^2}. \quad (3.5)$$

In fig. 3.4(b), the picture shows the region of interest: massive neutrinos produce a tiny effect only in the tail of the curve. The present upper bound on m_β is 2.3 eV (95% C.L.) from the Mainz [8] and Troitsk [9] collaborations. The future sensitivity should be lowered down to 0.2 eV (0.1 eV) by the KATRIN [10] (MARE [11]) experiment.

Observables	Σm_ν (eV) 95% Bound
CMB+HO+SN+BAO	≤ 1.5
CMB+HO+SN+LSSPS	≤ 0.76
CMB+HO+SN+BAO	≤ 0.61
CMB+HO+SN+LSSPS	≤ 0.36
CMB (+SN)	≤ 1.2
CMB+BAO	≤ 0.75
CMB+LSSPS	≤ 0.55
CMB+HO	≤ 0.45



(a) Cosmological bounds.

(b) Single β decay.

Figure 3.4. (a) The cosmological bounds on the sum of the neutrino masses. See the text for details. (b) Energy spectrum of the single β decay.

Considering the neutrino oscillation experiments, further constraints apply to the expression in eq. (3.3): while it is possible to fix the two mixing angles, only two out of the three neutrino masses can be fixed. Indeed in the case of the normal ordering (NO), one can write

$$m_2 = \sqrt{m_1^2 + \Delta m_{sol}^2}, \quad m_3 = \sqrt{m_1^2 + \Delta m_{atm}^2} \quad (3.6)$$

while in the case of inverse ordering (IO), they are

$$m_1 = \sqrt{m_3^2 + \Delta m_{atm}^2}, \quad m_2 = \sqrt{m_3^2 + \Delta m_{sol}^2 + \Delta m_{atm}^2}. \quad (3.7)$$

The r.h.s. of eq. (3.3) now depends only on three parameters: the lightest neutrino mass and the two Majorana phases. Taking these phase in the range $[0, \pi]$, one can generate the plot in fig. 3.5(a), where the $0\nu 2\beta$ effective mass is drawn as a function of the lightest neutrino mass for both the mass orderings. The horizontal lines corresponds to the past and future sensitivities of the $0\nu 2\beta$ decay experiments, while the vertical ones to the KATRIN and MARE future sensitivities.

In fig. 3.5(b), correlations among the sum of the neutrino masses, the single β parameter and the $0\nu 2\beta$ effective mass are shown. From these plots, one can hope to understand the type of the hierarchy already in the next decade, thank to the improvements in the $0\nu 2\beta$ experiments and cosmological analyses.

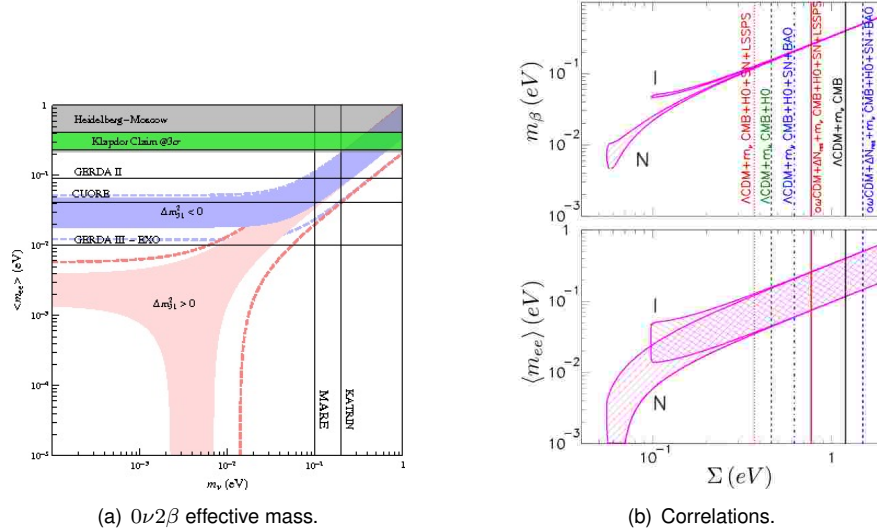


Figure 3.5. (a) The $0\nu 2\beta$ effective mass as a function of the lightest neutrino mass for both the mass orderings: in Red (Blue) the NO (IO). The coloured areas (dashed lines) correspond to the neutrino oscillation parameters at 1σ (3σ) from [3]. (b) Correlation between Σ and m_β and $\langle m_{ee} \rangle$. See details in the text.

3.4. Flavour Symmetries in the $0\nu 2\beta$ Decay

An alternative strategy to increase the predictivity on the parameters entering the $0\nu 2\beta$ effective mass is considering flavour symmetries. The main scope of introducing a flavour symmetry is to explain the origin of fermion mass hierarchies and mixings. This leads to specific structures for the neutrino mass matrix, that in some cases benefits of a large predictive power [13]. The most known predictive textures are related to the Tri-Bimaximal (TB) pattern [6,15], the Bimaximal (BM) pattern [16,17] and the Golden Ratio (GR) pattern [18,19]. All these three schemes correspond to a maximal atmospheric angle and a vanishing reactor angle:

$$\sin^2 \theta_{23} = 1/2, \quad \sin \theta_{13} = 0. \quad (3.8)$$

They differ only in the value of the solar angle:

$$\sin^2 \theta_{12}^{TB} = 1/3, \quad \sin^2 \theta_{12}^{BM} = 1/2, \quad \tan \theta_{12}^{GR} = 1/\phi \quad \text{with} \quad \phi = (1 + \sqrt{5})/2. \quad (3.9)$$

While the TB and GR values of the solar angle are compatible with the experimental data, the BM value is well outside the 3σ region and needs large corrections [20,21,22].

In the following I will concentrate on the TB pattern. The TB mixing matrix is given by

$$U_{TB} = \begin{pmatrix} \sqrt{2/3} & 1/\sqrt{3} & 0 \\ -1/\sqrt{6} & 1/\sqrt{3} & -1/\sqrt{2} \\ -1/\sqrt{6} & 1/\sqrt{3} & +1/\sqrt{2} \end{pmatrix} \quad (3.10)$$

and the most general mass matrix diagonalised by this mixing scheme is given by

$$m_\nu^{TB} = U_{TB} \text{diag} (m_1, m_2 e^{i\alpha_{21}}, m_3 e^{i\alpha_{31}}) U_{TB}^T = \begin{pmatrix} x & y & y \\ y & z & x+y-z \\ y & x+y-z & z \end{pmatrix}. \quad (3.11)$$

Such mass matrix is $\mu - \tau$ symmetric and magic symmetric, that leads to $(m_\nu^{TB})_{23} = x + y - z$. Furthermore the $0\nu 2\beta$ effective mass is given by

$$\langle m_{ee}^{TB} \rangle = |x| = \frac{1}{3} |2m_1 + m_2 e^{i\alpha_{21}}|. \quad (3.12)$$

Few comments are in order. Just considering the most general mass matrix of the TB type, the $0\nu 2\beta$ effective mass depends only on 3 parameter instead of 7 as in the general case. It is possible to further reduce the dependence on only 2 parameters considering the expressions in eqs. (3.6) and (3.7): $\langle m_{ee}^{TB} \rangle$ depends now only on the lightest neutrino mass and on the only Majorana phase entering the expression.

When considering specific TB models, then the lightest neutrino mass and the Majorana phase are not two independent parameters anymore, but they take specific expressions in terms of the parameters of the model, reducing the parameter space of the $0\nu 2\beta$ effective mass. In the following I will discuss some examples in which this indeed happens and I will compare the different predictions.

In the low-energy approach, neutrino masses can be described by the Weinberg operator

$$m_\nu = Y_{ij} \frac{(\bar{\ell}_i^c H) (H^T \ell_j)}{\Lambda_{LN}}, \quad (3.13)$$

where Y_{ij} contains the flavour structure and Λ_{LN} is the scale of the LNV. In the class of models with discrete flavour symmetries introduced at the high energy scale [23], Y_{ij} is determined by the vacuum expectations values of new scalar fields, called flavons. The TB mixing naturally arises only when ℓ transforms as a triplet of the flavour symmetry, while on the other hand flavons can transform as triplets, doublets and singlets.

The first flavour model I consider is the Altarelli-Feruglio (AF) model [24,25] based on the discrete group A_4 . Since in this group there are only triplet and singlet representations, only two terms can enter the Weinberg operator:

$$m_\nu \supset \left\{ \frac{\varphi_3 (\bar{\ell}^c H) (H^T \ell)}{\Lambda_f \Lambda_{LN}}, \frac{\varphi_1 (\bar{\ell}^c H) (H^T \ell)}{\Lambda_f \Lambda_{LN}} \right\}, \quad (3.14)$$

where φ_R is the flavon transforming in the R representation, Λ_f is the energy scale of the flavour dynamics and the flavour contractions are understood. The resulting Majorana neutrino mass matrix is exactly diagonalized by the TB mixing. A similar analysis can be done considering three RH neutrinos transforming as a triplet of A_4 and the same flavons would determine the flavour structure of the neutrino mass matrices. In particular the Majorana mass matrix is of the TB type and the Dirac mass matrix turns out to be proportional to the rotation in the 2-3 sector. Without entering into further details, the results [26] for the $0\nu 2\beta$ effective mass

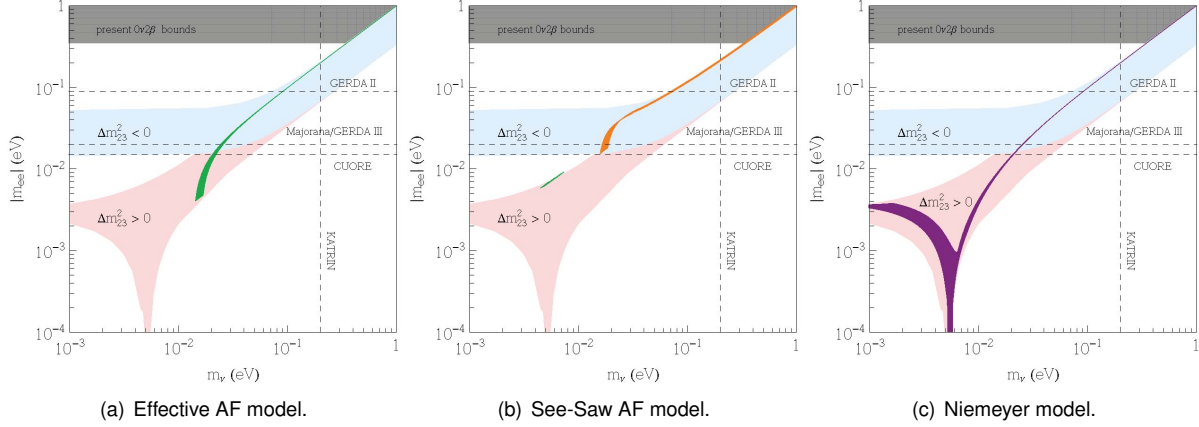


Figure 3.6. The $0\nu 2\beta$ effective mass as a function of the lightest neutrino mass for both the mass orderings: in Red, Green and Purple (Blue and Orange) the NO (IO). The light coloured areas correspond to the TB parameter space. The dark coloured areas represent the predictions for the AF model for the effective case (a) and the type I See-Saw case (b), and for the Niemeyer model (c).

are shown in fig. 3.6. For the effective case, only the NO is allowed and lower bounds for m_1 and $\langle m_{ee} \rangle$ can be determined. In the See-Saw case, both the mass orderings are described: for the NO only a narrow parameter space is allowed, while for the IO only a lower bound can be fixed for m_3 and $\langle m_{ee} \rangle$.

The second realization I consider is the Niemeyer model [27], that is also based on the A_4 group. In this case only the See-Saw case has been presented. The structure of the neutrino mass matrices is opposite with respect the AF model: the Dirac mass matrix is of the TB type and the Majorana mass matrix turns out to be proportional to the identity. The result for the $0\nu 2\beta$ effective mass is shown in fig. 3.6(c): only the NO is allowed and the lower bound on m_1 is below the cancellation point. With respect to the AF model predictions, in the Niemeyer model a vanishing $\langle m_{ee} \rangle$ is possible.

The third model I consider has been presented in [28,29] and it is based on the S_4 discrete group. This group is larger than A_4 and owns triplet, singlet and doublet representations. In this particular model, in both the effective and See-Saw cases, only triplet and doublet flavons contribute to the neutrino mass matrices. The corresponding prediction for the $0\nu 2\beta$ effective mass is shown in fig. 3.7: both the mass orderings are allowed and lower bounds for the lightest neutrino mass and $\langle m_{ee} \rangle$ are present.

Comparing the plots in figs. 3.6 and 3.7, the predictions from the different models overlap in many points. Only one region allows a discrimination among them: in the soon testable region in which the neutrino mass spectrum is quasi-degenerate, the A_4 model lines run along the boundary of the TB allowed region, while the S_4 model line stays in the middle of the band. This behaviour reflects the fact that, for almost degenerate masses, in the A_4 model the Majorana phase is vanishing, while in the S_4 it is not. The reason can be found in the use of single or doublet representations for the flavons contributing to the neutrino mass matrices.

To be noticed that all of these predictions are strictly valid only considering the first order contributions in the expansion in Λ_f^{-1} : indeed usually corrections to the mass matrices arise from higher order operators and the predictions are consequently modified. As a title of example, I report in fig. 3.8 the plots of the $0\nu 2\beta$ effective mass in the AF model when the higher order corrections are taken in considerations: now in both the cases, both the NO and the IO are allowed and the corresponding points cover a larger area.

We could expect a similar behaviour also for the other models and as a result the discrimination among the different predictions turns out to be even harder.

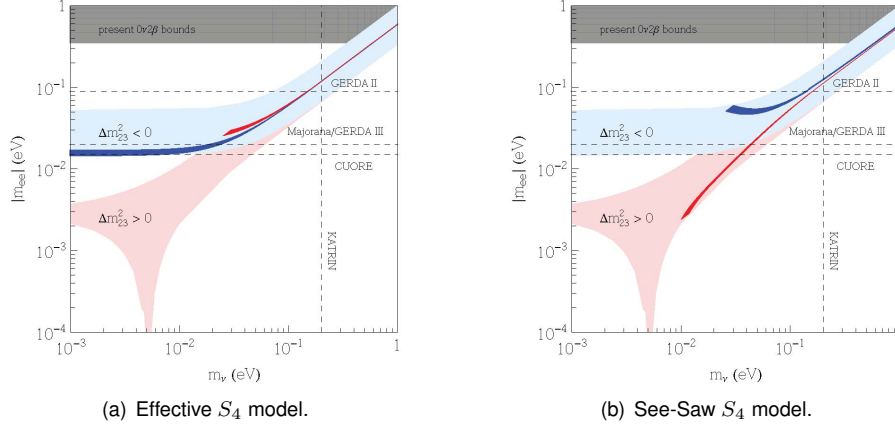


Figure 3.7. The $0\nu 2\beta$ effective mass as a function of the lightest neutrino mass for both the mass orderings: in Red (Blue) the NO (IO). The light coloured areas correspond to the TB parameter space. The dark coloured areas represent the predictions for the S_4 model for the effective case (a) and the type I See-Saw case (b).

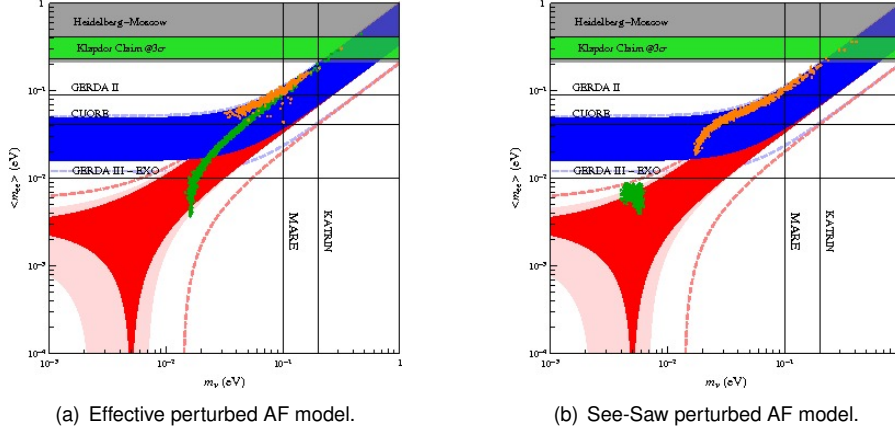


Figure 3.8. The $0\nu 2\beta$ effective mass as a function of the lightest neutrino mass for the AF model with the higher order corrections. See fig. 3.6 for further details on the plots.

3.5. Correlations of the $0\nu 2\beta$ Effective Mass

In the previous section, I pointed out that the $0\nu 2\beta$ effective mass may be expressed in terms of only one single free parameter when considering explicit flavour models. This property may hold also for other observables, such as lepton flavour violating (LFV) decays. In the specific context of the Type I See-Saw mechanism in supersymmetry, the Branching Ratio of the radiative lepton decays $\ell_i \rightarrow \ell_j \gamma$ can be approximated by

$$Br(\ell_i \rightarrow \ell_j \gamma) \simeq \frac{\alpha^3}{G_F^2} \frac{|(m_{eLL}^2)_{ij}|^2}{m_S^8} \tan^2 \beta \quad (3.15)$$

where m_{eLL}^2 mainly comes from the RGE effects and takes the form

$$(m_{eLL}^2)_{ij} \propto (\hat{Y}_\nu^\dagger \hat{Y}_\nu)_{ij} \log \left(\frac{m_1}{m_*} \right) + (\hat{Y}_\nu^\dagger)_{i2} (\hat{Y}_\nu)_{2j} \log \left(\frac{m_2}{m_1} \right) + (\hat{Y}_\nu^\dagger)_{i3} (\hat{Y}_\nu)_{3j} \log \left(\frac{m_3}{m_1} \right). \quad (3.16)$$

Considering the specific case of the AF model, the study of the RG running and of LFV observables turns out to be relevant to constrain the parameter space of the model [30,31,32,33,34,35]. In particular, the previous expression depends only on the lightest neutrino mass and therefore, once a point in the SUSY parameter space has been fixed, the $0\nu 2\beta$ effective mass and the $Br(\ell_i \rightarrow \ell_j \gamma)$ can be easily correlated: in fig. 3.9(a) there is the correlation between the $0\nu 2\beta$ effective mass and the $BR(\tau \rightarrow \mu \gamma)$ in the IO mass spectrum case. This particular SUSY parameter space generates a region that could be easily verified in the next years, as the sensitivity on the $0\nu 2\beta$ effective mass improves.

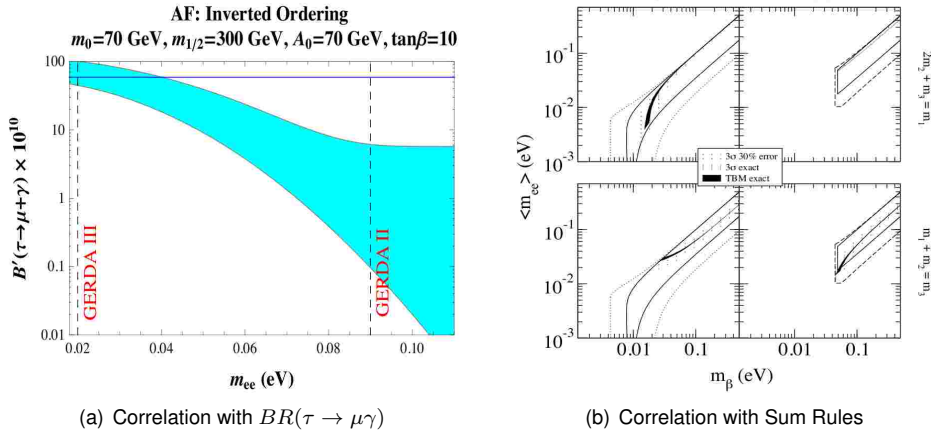


Figure 3.9. (a) Correlation between the $0\nu 2\beta$ effective mass and the radiative τ decay for the specific SUSY parameter space specified in the plot and for the IO mass spectrum. Plot from [34]. (b) Correlation between the $0\nu 2\beta$ effective mass and neutrino mass sum rules. In the upper row the AF model and in the lower one the S_4 model. Plot from [4].

An other interesting correlation of the $0\nu 2\beta$ effective mass is with the neutrino mass sum rules usually present in flavour models. In fig. 3.9(b) the correlations with the sum rules for the AF and the S_4 models are shown. These relations are strictly true only at the LO, but the higher order contributions do not introduce large corrections. As a result, these plots are well representative of the models in consideration and allow a good test of such models, as the sensitivities on $\langle m_{ee} \rangle$ and m_β will improve.

Further correlations of the $0\nu 2\beta$ effective mass with baryogenesis through leptogenesis can also be found in the context of flavour models [11,12,10], but the possibility of measure Majorana phases in the context of $0\nu 2\beta$ decay is weak.

3.6. Conclusions

Considering the experimental future improvements on the sensitivity of the $0\nu 2\beta$ effective mass, it is possible to outline three possible scenarios: if $\langle m_{ee} \rangle \approx \mathcal{O}(100)$ meV the discovery of the $0\nu 2\beta$ is expected in the next $1 \div 5$ years; if $\langle m_{ee} \rangle \approx 15 \div 20$ meV in the next $5 \div 10$ years; if $\langle m_{ee} \rangle \lesssim 2 \div 5$ meV new experiments must be designed.

However, if $0\nu 2\beta$ is discovered, it is possible to conclude that the Lepton number is violated, Neutrinos have Majorana nature (through the Schechter-Valle theorem), but independent different observations are necessary to identify the mechanism that originates the $0\nu 2\beta$ decay.

Only if the Standard mechanism turns out to be the main responsible for the $0\nu 2\beta$ decay, depending on the sensitivity of the single β mass parameter and on the sum of the neutrino masses, it will be possible to

determine the type of the neutrino mass spectrum. This would represent a good constraint on flavour models, but it would be still hard to distinguish among different models only considering $\langle m_{ee} \rangle$, m_β and Σ , mainly due to the theoretical uncertainty on the observables. Only considering the correlation with other observables, such as LFV processes, neutrino mass sum rules, other LNV decays, and Leptogenesis, there would be a hope to rule out or clearly identify some flavour models.

REFERENCES

1. T. Schwetz, M. Tortola, and J. W. F. Valle, arXiv: 1108.1376.
2. J. Schechter and J. W. F. Valle, Phys. Rev. **D25** (1982) 2951.
3. M. Hirsch, S. Kovalenko, and I. Schmidt, Phys. Lett. **B642** (2006) 106–110 [arXiv: hep-ph/0608207].
4. W. Rodejohann, arXiv: 1106.1334.
5. H. V. Klapdor-Kleingrothaus *et al.*, Eur. Phys. J. **A12** (2001) 147–154 [arXiv: hep-ph/0103062].
6. H. V. Klapdor-Kleingrothaus and I. V. Krivosheina, Mod. Phys. Lett. **A21** (2006) 1547–1566.
7. M. C. Gonzalez-Garcia, M. Maltoni, and J. Salvado, JHEP **08** (2010) 117 [arXiv: 1006.3795].
8. C. Kraus *et al.*, Eur. Phys. J. **C40** (2005) 447–468 [arXiv: hep-ex/0412056].
9. V. M. Lobashev, Nucl. Phys. **A719** (2003) 153–160.
10. O. Host, O. Lahav, F. B. Abdalla, and K. Eitel, Phys. Rev. **D76** (2007) 113005 [arXiv: 0709.1317].
11. A. Monfardini *et al.*, Nucl. Instrum. Meth. **A559** (2006) 346–348 [arXiv: hep-ex/0509038].
12. G. L. Fogli, E. Lisi, A. Marrone, A. Palazzo, and A. M. Rotunno, arXiv: 1106.6028.
13. See the contribution by W. Rodejohann on this conference proceeding.
14. P. F. Harrison, D. H. Perkins, and W. G. Scott, Phys. Lett. **B530** (2002) 167 [arXiv: hep-ph/0202074].
15. Z.-z. Xing, Phys. Lett. **B533** (2002) 85–93 [arXiv: hep-ph/0204049].
16. V. D. Barger, S. Pakvasa, T. J. Weiler, and K. Whisnant, Phys. Lett. **B437** (1998) 107–116 [arXiv: hep-ph/9806387].
17. G. Altarelli and F. Feruglio, JHEP **11** (1998) 021 [arXiv: hep-ph/9809596].
18. Y. Kajiyama, M. Raidal, and A. Strumia, Phys. Rev. **D76** (2007) 117301 [arXiv: 0705.4559].
19. W. Rodejohann, Phys. Lett. **B671** (2009) 267–271 [arXiv: 0810.5239].
20. G. Altarelli, F. Feruglio, and L. Merlo, JHEP **05** (2009) 020 [arXiv: 0903.1940].
21. R. de Adelhart Toorop, F. Bazzocchi, and L. Merlo, JHEP **08** (2010) 001 [arXiv: 1003.4502].
22. D. Meloni, arXiv: 1107.0221.
23. See the contributions by C. Hagedorn and F. Bazzocchi on this conference proceeding.
24. G. Altarelli and F. Feruglio, Nucl. Phys. **B741** (2006) 215–235 [arXiv: hep-ph/0512103].
25. G. Altarelli and F. Feruglio, Nucl. Phys. **B720** (2005) 64–88 [arXiv: hep-ph/0504165].
26. F. Feruglio, C. Hagedorn, Y. Lin, and L. Merlo, Nucl. Phys. **B775** (2007) 120–142 [arXiv: hep-ph/0702194].
27. M. Hirsch, S. Morisi, and J. W. F. Valle, Phys. Rev. **D78** (2008) 093007 [arXiv: 0804.1521].
28. F. Bazzocchi, L. Merlo, and S. Morisi, Phys. Rev. **D80** (2009) 053003 [arXiv: 0902.2849].
29. F. Bazzocchi, L. Merlo, and S. Morisi, Nucl. Phys. **B816** (2009) 204–226 [arXiv: 0901.2086].
30. F. Feruglio, C. Hagedorn, Y. Lin, and L. Merlo, Nucl. Phys. **B809** (2009) 218–243 [arXiv: 0807.3160].
31. F. Feruglio, C. Hagedorn, and L. Merlo, JHEP **03** (2010) 084 [arXiv: 0910.4058].
32. Y. Lin, L. Merlo, and A. Paris, Nucl. Phys. **B835** (2010) 238–261 [arXiv: 0911.3037].
33. F. Feruglio, C. Hagedorn, Y. Lin, and L. Merlo, Nucl. Phys. **B832** (2010) 251–288 [arXiv: 0911.3874].
34. C. Hagedorn, E. Molinaro, and S. T. Petcov, JHEP **02** (2010) 047 [arXiv: 0911.3605].
35. L. Merlo, S. Rigolin, and B. Zaldivar, arXiv: 1108.1795.
36. E. Bertuzzo, P. Di Bari, F. Feruglio, and E. Nardi, JHEP **11** (2009) 036 [arXiv: 0908.0161].
37. D. Aristizabal Sierra, F. Bazzocchi, I. de Medeiros Varzielas, L. Merlo, and S. Morisi, Nucl. Phys. **B827** (2010) 34–58 [arXiv: 0908.0907].
38. C. Hagedorn, E. Molinaro, and S. T. Petcov, JHEP **09** (2009) 115 [arXiv: 0908.0240].

Chapter 4

Deviations and alternatives to tri-bimaximal mixing

Werner Rodejohann

Abstract

The overwhelming majority of flavor symmetry models focusses on tri-bimaximal mixing (TBM). Neutrino mass sum-rules are given as one rather robust example on how to distinguish some of the models from each other. We classify mechanisms to deviate from TBM and estimate the typical order of magnitude of the corrections. Then we present several alternatives to TBM, and outline their possible origin in flavor symmetries. Finally, examples on how to accommodate light sterile neutrinos in flavor symmetry model are discussed. This works for eV-scale sterile neutrinos to explain the reactor anomaly, as well as for keV-scale sterile neutrinos which can act as warm dark matter.

4.1. Introduction: The Zoo of Models and how to distinguish them

There is no need here to motivate the need for flavor symmetry models, or to note the existence of a huge amount of those, for reviews see [1]. The vast majority aims to reproduce tri-bimaximal mixing (TBM),

$$U = \begin{pmatrix} \sqrt{\frac{2}{3}} & \sqrt{\frac{1}{3}} & 0 \\ -\sqrt{\frac{1}{6}} & \sqrt{\frac{1}{3}} & -\sqrt{\frac{1}{2}} \\ \sqrt{\frac{1}{6}} & \sqrt{\frac{1}{3}} & \sqrt{\frac{1}{2}} \end{pmatrix} P \Rightarrow \begin{aligned} \sin^2 \theta_{13} &= 0 \times \cos^2 \theta_{13} = 0 \\ \sin^2 \theta_{12} &= \frac{1}{2} \times \cos^2 \theta_{12} = \frac{1}{3} \\ \sin^2 \theta_{23} &= 1 \times \cos^2 \theta_{23} = \frac{1}{2} \end{aligned} , \quad (4.1)$$

see however Section 4.3 for a discussion of alternative mixing scenarios. The diagonal matrix P contains the Majorana phases, $P = \text{diag}(1, e^{i\alpha_2/2}, e^{i\alpha_3/2})$. The TBM form of the mixing matrix originates from the mass

matrix

$$\begin{pmatrix} A & B & B \\ \cdot & \frac{1}{2}(A+B+D) & \frac{1}{2}(A+B-D) \\ \cdot & \cdot & \frac{1}{2}(A+B+D) \end{pmatrix}, \text{ where } \begin{aligned} A &= \frac{1}{3}(2m_1 + m_2 e^{-i\alpha_2}), \\ B &= \frac{1}{3}(m_2 e^{-i\alpha_2} - m_1), \\ D &= m_3 e^{-i\alpha_3}. \end{aligned} \quad (4.2)$$

Note that the sum of the elements in each row, and in each column, equals $A + 2B = m_2 e^{-i\alpha_2}$.

There are many models. Consider the Table in Figure 4.1, which introduces a categorization of A_4 models giving rise to tri-bimaximal mixing available in the literature [2]. The table illustrates for instance the simple fact that even after choosing the symmetry group one is far from done with constructing the model. The question arises how to distinguish the proposed models from each other. Possibilities are lepton flavor violation implied e.g. by low-lying scalars or collider implications of such particles. More aesthetical considerations are whether leptogenesis is possible, whether the models are compatible with GUTs, whether dark matter candidates are present, etc.

Another method to distinguish the models is made possible by the surprising feature that neutrino mass sum-rules are often present in such models [3,4]. While flavor symmetries cannot predict masses, relations between masses, such as sum-rules, can very well be predicted. Examples are $2m_2 + m_1 = m_3$, or $1/m_1 + 1/m_2 = 1/m_3$. Here the masses are understood to be complex, i.e. including the Majorana phases. The sum-rules constrain the Majorana phases and masses, and therefore only certain areas in the parameter space of the different mass observables (effective mass for neutrino-less double beta decay, sum of masses from cosmology and direct mass for direct searches such as in KATRIN) are allowed [3]. This is illustrated for 4 sum-rules in Fig. 4.2. The predictions of the sum-rules are rather robust. Note that exotic models such as schizophrenic/bimodal scenarios, in which some neutrino mass states are Dirac particles [5], also have rather distinct phenomenology in these observables. Another aspect in which neutrino-less double beta decay can say something about flavor symmetry models has been noted in Ref. [6], namely that often the effective mass is correlated non-trivially with other neutrino observables, which could also be used to rule out certain models.

Inherent to all these arguments is of course that no other of the countless mechanisms that can mediate neutrino-less double beta decay contributes significantly to the process, see Ref. [7] for a recent review.

4.2. Perturbations to Tri-bimaximal Mixing

While the data on θ_{12} and θ_{23} are still compatible with their tri-bimaximal values, more and more evidence accumulates that U_{e3} is non-zero, e.g. from T2K [8] or Double Chooz [9]. In this Section we will show how naive and simple methods to deviate from TBM can lead to values of $|U_{e3}| \sim 0.1$ [10]. Note that still the presence of TBM (or any other μ - τ symmetric scheme, or schemes with initially vanishing θ_{13} , for that matter) is assumed. Alternative approaches are simply too assume that the resemblance of lepton mixing to the TBM scheme is accidental [11], or that initially $|U_{e3}|$ is non-zero, see for instance Refs. [12,13,14].

Model-independently, it is possible to describe deviations from TBM in a “triminimal” way, via [15]

$$U = R_{23}(\pi/4)R_{23}(\epsilon_{23})R_{13}(\epsilon_{13}, \delta)R_{12}(\epsilon_{12})R_{12}(\theta_{\text{TBM}}), \quad (4.3)$$

where $R_{ij}(\theta)$ is a rotation in ij -space and $\sin^2 \theta_{\text{TBM}} = \frac{1}{3}$. It is easy to see that only one ϵ_{ij} is responsible for the deviation of each mixing angle θ_{ij} from its TBM value.

4.2.1. Charged Lepton Corrections

One simple method to deviate a mixing scheme is to make use of the relation $U = U_\ell^\dagger U_\nu$, where U_ν (U_ℓ) diagonalizes the neutrino (charged lepton) mass matrix. One of those unitary matrices could give TBM, while the other leads to deviations. Small to moderate deviations are observed in experiment, hence the deviating

Type	L_i	ℓ_i^c	ν_i^c	Δ	References
A1				-	[1-14] [15] [#]
A2	$\underline{3}$	$\underline{1}, \underline{1}', \underline{1}''$	-	$\underline{1}, \underline{1}', \underline{1}'', \underline{3}$	[16-18]
A3				$\underline{1}, \underline{3}$	[19]
B1	$\underline{3}$	$\underline{1}, \underline{1}', \underline{1}''$	$\underline{3}$	-	[4, 20-27] [#] [28-30] [*] [31-45]
B2				$\underline{1}, \underline{3}$	[46] [#]
C1				-	[2, 47, 48]
C2	$\underline{3}$	$\underline{3}$	-	$\underline{1}$	[49, 50] [51] [#]
C3				$\underline{1}, \underline{3}$	[52]
C4				$\underline{1}, \underline{1}', \underline{1}'', \underline{3}$	[53]
D1				-	[54, 55] [#] [56, 57] [*] [58]
D2	$\underline{3}$	$\underline{3}$	$\underline{3}$	$\underline{1}$	[59] [60] [*]
D3				$\underline{1}'$	[61] [*]
D4				$\underline{1}', \underline{3}$	[62] [*]
E	$\underline{3}$	$\underline{3}$	$\underline{1}, \underline{1}', \underline{1}''$	-	[63, 64]
F	$\underline{1}, \underline{1}', \underline{1}''$	$\underline{3}$	$\underline{3}$	$\underline{1}$ or $\underline{1}'$	[65]
G	$\underline{3}$	$\underline{1}, \underline{1}', \underline{1}''$	$\underline{1}, \underline{1}', \underline{1}''$	-	[66]
H	$\underline{3}$	$\underline{1}, \underline{1}, \underline{1}$	-	-	[67]
I	$\underline{3}$	$\underline{1}, \underline{1}, \underline{1}$	$\underline{1}, \underline{1}, \underline{1}$	-	[68] [*]
J	$\underline{3}$	$\underline{1}, \underline{1}, \underline{1}$	$\underline{3}$	-	[12, 39, 69, 70]
K	$\underline{3}$	$\underline{1}, \underline{1}, \underline{1}$	$\underline{1}, \underline{1}$	$\underline{1}$	[71] [*]
L	$\underline{3}$	$\underline{1}, \underline{1}, \underline{1}$	$\underline{1}$	-	[72] [*]
M	$\underline{1}, \underline{1}', \underline{1}''$	$\underline{1}, \underline{1}'', \underline{1}'$	$\underline{3}, \underline{1}$	-	[73, 74]
N	$\underline{1}, \underline{1}', \underline{1}''$	$\underline{1}, \underline{1}'', \underline{1}'$	$\underline{3}, \underline{1}', \underline{1}''$	-	[75]

Figure 4.1. Particle assignments of A_4 models in the literature. Lepton doublets, charged lepton singlets and right-handed neutrinos are denoted by L_i , ℓ_i^c and ν_i^c , respectively. Δ denotes the Higgs triplets that gives neutrinos mass in the type II seesaw mechanism. Models that study the quark sector have the superscript #, those that embed A_4 into a GUT group have the superscript *. Updated version of the Table in Ref. [2], see the URL http://www.mpi-hd.mpg.de/personalhomes/jamesb/Table_A4.pdf for the references and regular updates.

matrix will consist presumably of small mixing, and one can make the straightforward assumption that it is CKM-like. In the case of U_ν giving TBM and U_ℓ consisting only of a 12-rotation with angle λ , one finds

$$|U_{e3}| = \frac{\lambda}{\sqrt{2}} \quad \text{and} \quad \sin^2 \theta_{12} \simeq \frac{1}{3} (1 - 2\lambda \cos \phi), \quad (4.4)$$

where ϕ is the Dirac CP phase, and the atmospheric mixing angle receives only small quadratic corrections. Note that the observed value of θ_{12} , which lies close to the TBM-value, implies large to maximal CP violation. Fig. 4.3 illustrates these correlations. Interestingly, in case we would have started from maximal θ_{12} (bimaximal mixing, see Section 4.3), then ϕ would have to lie close to zero. This is the Quark-Lepton Complementarity case [16].

The opposite case, U_ℓ related to TBM and U_ν CKM-like, leads to small values of $|U_{e3}| \sim \lambda^2$.

4.2.2. Radiative Corrections

Renormalization group (RG) effects should be there, and will lead to deviations from TBM. One can show that [17]

$$|\sin \theta_{13}| \simeq |C k_{13} \Delta_\tau|, \quad \sin^2 \theta_{23} \simeq \frac{1}{2} - C k_{23} \Delta_\tau, \quad \sin^2 \theta_{12} - \frac{1}{3} \simeq \frac{2\sqrt{2}}{3} C k_{12} \Delta_\tau, \quad (4.5)$$

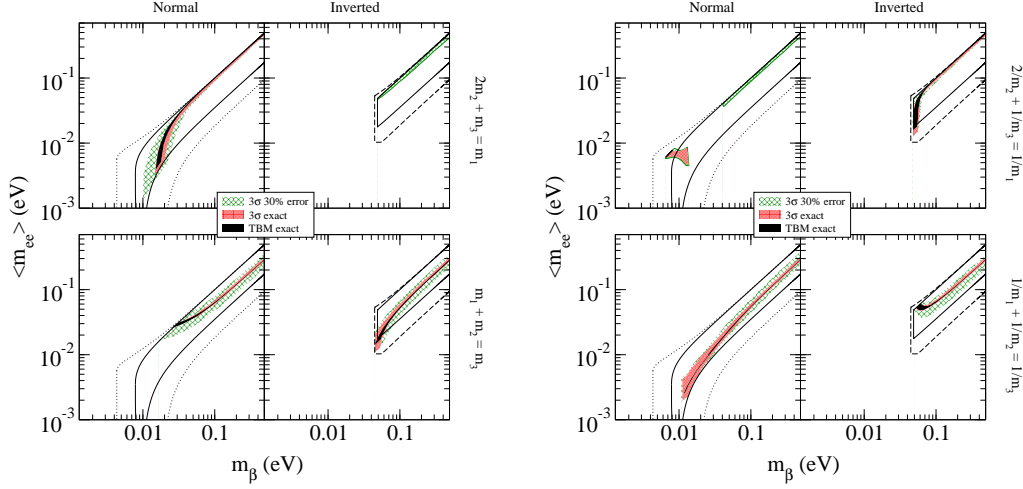


Figure 4.2. Neutrino mass sum-rules: Shown in solid (dashed) lines are the allowed parameter spaces of the KATRIN observable, $\sqrt{\sum |U_{ei}|^2 m_i^2}$, and the effective mass of $0\nu\beta\beta$, $|\sum U_{ei}^2 m_i|$, for the best-fit (3σ) ranges of the oscillation parameters. The dark areas are the indicated sum-rules and exact TBM, the red areas for the sum-rules and the current 3σ ranges of the oscillation parameters and the green areas for perturbed sum-rules. Taken from [3].

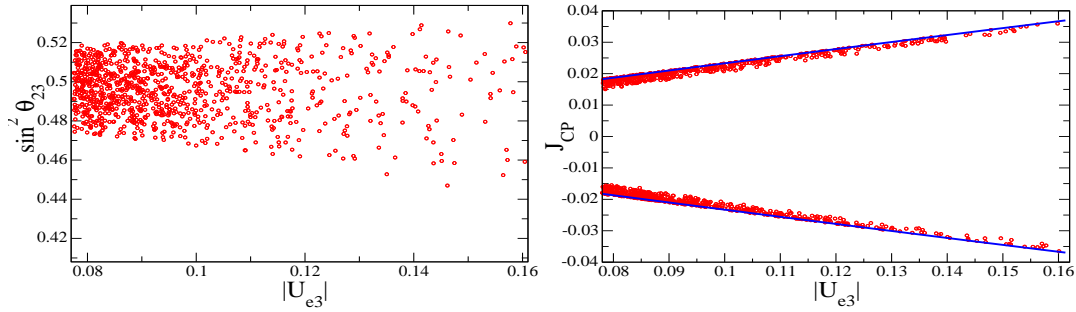


Figure 4.3. Charged lepton corrections to tri-bimaximal mixing. The left plot shows $|U_{e3}|$ against $\sin^2 \theta_{23}$ while the right plot gives $|U_{e3}|$ against the Jarlskog invariant $J_{CP} = \frac{1}{8} \sin 2\theta_{12} \sin 2\theta_{23} \sin 2\theta_{13} \cos \theta_{13} \sin \delta$. The blue solid lines display the maximal value that $|J_{CP}|$ can take.

with

$$\begin{aligned}
k_{12} &= \frac{\sqrt{2}}{6} \frac{|m_1 + m_2 e^{i\alpha_2}|^2}{\Delta m_{21}^2}, \\
k_{23} &= - \left(\frac{1}{3} \frac{|m_2 + m_3 e^{i(\alpha_3 - \alpha_2)}|^2}{\Delta m_{32}^2} + \frac{1}{6} \frac{|m_1 + m_3 e^{i\alpha_3}|^2}{\Delta m_{31}^2} \right), \\
k_{13} &= - \frac{\sqrt{2}}{6} \left(\frac{|m_2 + m_3 e^{i(\delta + \alpha_3 - \alpha_2)}|^2}{\Delta m_{32}^2} - \frac{|m_1 + m_3 e^{i(\delta + \alpha_3)}|^2}{\Delta m_{31}^2} - \frac{4 m_3^2 \Delta m_{21}^2}{\Delta m_{31}^2 \Delta m_{32}^2} \sin^2 \frac{\delta}{2} \right).
\end{aligned} \tag{4.6}$$

Here $C = -3/2$ for the SM and $C = +1$ for the MSSM, while

$$\Delta_\tau \equiv \begin{cases} \frac{m_\tau^2}{8\pi^2 v^2} (1 + \tan^2 \beta) \ln \frac{\Lambda}{\lambda} \simeq 1.4 \cdot 10^{-5} (1 + \tan^2 \beta) & (\text{MSSM}), \\ \frac{m_\tau^2}{8\pi^2 v^2} \ln \frac{\Lambda}{\lambda} \simeq 1.5 \cdot 10^{-5} & (\text{SM}). \end{cases} \tag{4.7}$$

It is easy to see that in the SM it is impossible to generate $|U_{e3}| \simeq 0.1$ via RG effects, while in the MSSM this is possible for not too small values of neutrino masses and $\tan \beta$, typically $m_\nu \tan \beta \simeq 4 - 7$ eV is required for $|U_{e3}| \simeq 0.08 - 0.16$. If such large values of $|U_{e3}|$ are generated, then deviations from maximal θ_{23} are of the same order. Solar neutrino mixing, however, receives much larger corrections (roughly of order $\Delta m_A^2 / \Delta m_\odot^2 \sim 30$), unless the Majorana phase α_2 is around π . This in turn leads to cancellations in the effective mass for neutrino-less double beta decay. Fig. 4.4 illustrates these correlations.

4.2.3. Explicit Breaking

Explicit breaking arises when the mass matrix from Eq. (4.2) is modified to

$$m_\nu = \begin{pmatrix} A(1 + \epsilon_1) & B(1 + \epsilon_2) & B(1 + \epsilon_3) \\ \cdot & \frac{1}{2}(A + B + D)(1 + \epsilon_4) & \frac{1}{2}(A + B - D)(1 + \epsilon_5) \\ \cdot & \cdot & \frac{1}{2}(A + B + D)(1 + \epsilon_6) \end{pmatrix}. \tag{4.8}$$

The complex perturbation parameters ϵ_i are taken to be $|\epsilon_i| \leq 0.2$ for $i = 1 - 6$ with their phases ϕ_i allowed to lie between zero and 2π . In case of a normal hierarchy, one finds [18] that $|U_{e3}|^2$ is of order $\epsilon^2 R$, where ϵ is the magnitude of one of the ϵ_i , and $R = \Delta m_\odot^2 / \Delta m_A^2$. Hence, a too small value of $|U_{e3}|^2$ is generated in this case. It turns out that at least $m_1 \simeq 0.015$ eV is required in order to generate $|U_{e3}|^2$ above 0.005. With the increase of m_1 starting from 0.015 eV, the maximal value of $|U_{e3}|$ grows almost linearly with m_1 . In contrast, in the case of inverted hierarchy (ordering), one can generate large values of $|U_{e3}|$ even for a vanishing value of the smallest neutrinos mass m_3 . For quasi-degenerate neutrinos, obviously, sizeable values of $|U_{e3}| \simeq 0.1$ can be generated. In some cases a moderate correlation with Majorana phases and therefore the effective mass exists, but not as strong as in the RG case discussed in Section 4.2.2.

Fig. 4.5 illustrates the results for the normal and inverted hierarchy, for the sake of comparison also with predictions of 12 typical $SO(10)$ models, all of which have $|U_{e3}|^2 \gtrsim 10^{-3}$, in contrast to the predictions of the explicitly broken TBM scenario in case of a normal hierarchy.

4.2.4. Misalignment of VEVs, NLO terms

Various aspects, such as RG effects or higher dimensional operators, can be summarized as VEV misalignment, e.g. if a flavon triplet goes as $\langle \Phi \rangle = v_\Phi(1, 1, 1)$ in order to generate TBM, one studies the effects of $\langle \Phi \rangle = v_\Phi(1 + \epsilon_1, 1 + \epsilon_2, 1)$ [19,2]. Here $\epsilon_{1,2}$ is typically of order $\langle \Phi \rangle / \Lambda$, where Λ is the cutoff scale of the theory.

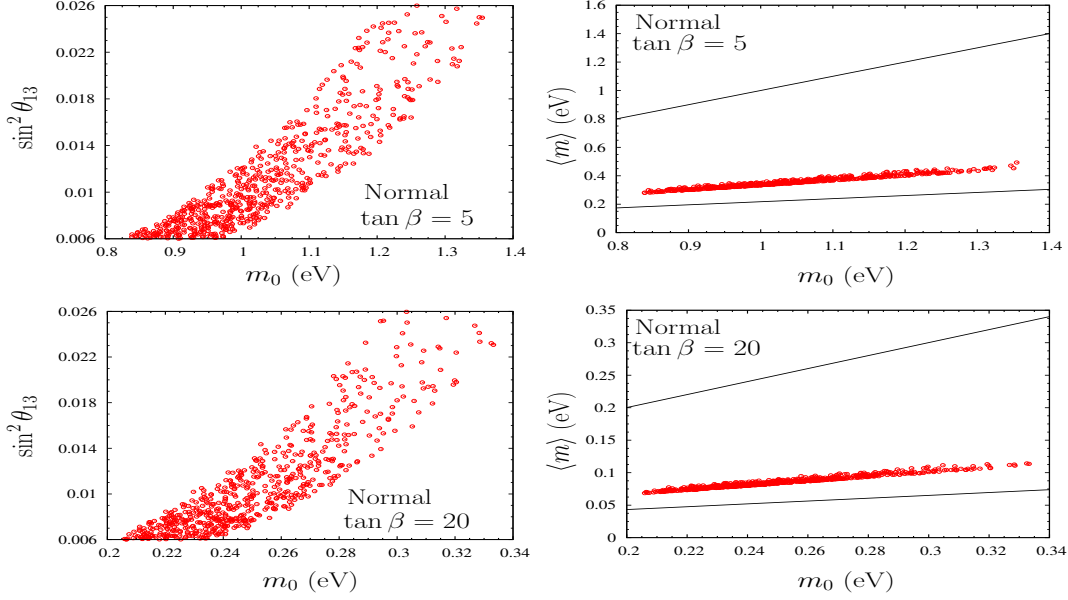


Figure 4.4. RG corrections to tri-bimaximal mixing: the upper plot show the smallest neutrino mass against the generated $\sin^2 \theta_{13}$ and against the effective mass in the MSSM for $\tan \beta = 5$. The solid lines show the generally allowed range of the effective mass. The lower plots show the same for $\tan \beta = 20$. Taken from [10].

The ratio $\langle \Phi \rangle / \Lambda$ can be $\mathcal{O}(0.1)$, $\mathcal{O}(\lambda)$, $\mathcal{O}(0.01)$, etc. The outcome is that all mixing angles receive corrections of the same order, $\theta_{ij} = \theta_{ij}^0 + \mathcal{O}(\langle \Phi \rangle / \Lambda)$, with θ_{12} somewhat more sensitive to corrections, because it is connected to the two mass eigenstates close in mass. However, large $|U_{e3}|$ in agreement with recent data can be obtained.

Somewhat more model-dependent is the careful study of higher dimensional operators in a specific model, which is nowadays a necessary part of a paper dealing with flavor symmetry models. A large variety of corrections is possible here. We illustrate this by a few examples: in the S_4 model leading to bimaximal mixing from Ref. [20], $\sin^2 \theta_{12}$ and $|U_{e3}|$ receive corrections of order λ each, whereas $\sin^2 \theta_{23}$ is corrected only quadratically (it is in fact a realization of the charged lepton correction scenario from Section 4.2.1). The A_4 model from Ref. [21] has large corrections only to $|U_{e3}|$, the D_4 model from Ref. [22] has $|U_{e3}| \simeq \lambda$, and $\sin^2 \theta_{23} \simeq \frac{1}{2} + \mathcal{O}(\lambda)$, the S_4 model from Ref. [23] has $|U_{e3}| \simeq |\frac{1}{3} - \sin^2 \theta_{12}| \simeq \lambda$ and $|\frac{1}{2} - \sin^2 \theta_{23}| \simeq \lambda^2$, etc.

4.3. Alternatives to Tri-bimaximal Mixing

While deviations from TBM have been discussed so far, let us now focus on alternatives. The following discussion is mostly taken from Ref. [24].

Tri-bimaximal mixing is a variant of the more general μ - τ symmetry, which predicts $\sin^2 \theta_{23} = \frac{1}{2}$, $|U_{e3}| = 0$, but leaves solar neutrino mixing unconstrained. From a theoretical point of view, θ_{12} is unconstrained by μ - τ symmetry and hence can be expected to be a number of order one. This is indeed in good agreement with

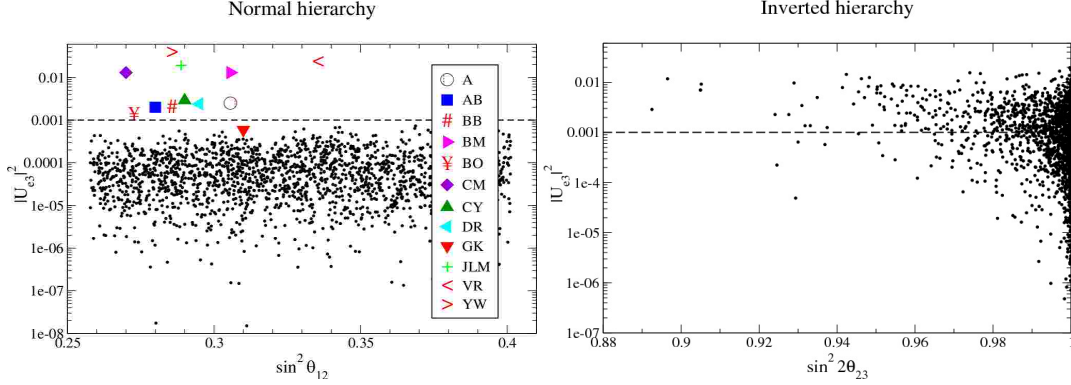


Figure 4.5. Explicit corrections to tri-bimaximal mixing: the left plot shows the result for $\sin^2 \theta_{12}$ and $|U_{e3}|$ from diagonalizing Eq. (4.8) for the normal mass hierarchy, together with the predictions of 12 $SO(10)$ models. The right plot is $|U_{e3}|$ vs. $\sin^2 2\theta_{23}$ for the inverted hierarchy. See Ref. [18] for references and details.

data. A simple Z_2 (or S_2) exchange symmetry acting on the neutrino mass matrix suffices to generate μ - τ symmetry. In fact, any symmetry having Z_2 or S_2 as a subgroup can be used, for instance, D_4 .

Other alternatives focus on the value of the solar mixing angle, particularly interesting are here the two possible golden ratio ($\varphi = (1 + \sqrt{5})/2$) possibilities:

$$\varphi_1 : \cot \theta_{12} = \varphi \Rightarrow \sin^2 \theta_{12} = \frac{1}{1 + \varphi^2} \simeq 0.276, \quad (4.9)$$

$$\varphi_2 : \cos \theta_{12} = \frac{\varphi}{2} \Rightarrow \sin^2 \theta_{12} = \frac{1}{4} (3 - \varphi) \simeq 0.345. \quad (4.10)$$

The first one [25,26,27] can be obtained by the flavor symmetry group A_5 , which is isomorphic to the symmetry group of the icosahedron, in whose geometry the golden ratio explicitly shows up. The second one [28] corresponds to $\theta_{12} = \pi/5$, and this motivates due to geometrical considerations to use D_5 or D_{10} , the symmetry groups of the pentagon or decagon. Mixing angles of π/n can be obtained quite generically with dihedral groups D_n , as shown in [29]. In this spirit, $\theta_{12} = \pi/6$ has been proposed as an Ansatz obtainable from D_6 or D_{12} , and called hexagonal [24] or dodecal [30] mixing.

With sizable $|U_{e3}|$ and $\sin^2 \theta_{12} \lesssim \frac{1}{3}$ (as indicated by global fit results [31]), there is a simple modification to TBM that can do the job, namely one of the “tri-maximal” [32] variants, in which one row or column of the TBM mixing matrix is kept constant, and the other two rows or columns are free. This is equivalent to multiply Eq. (4.1) with a rotation matrix from the left or right, respectively. If the first row is kept constant, i.e. $(|U_{e1}|^2, |U_{\mu 1}|^2, |U_{\tau 1}|^2)^T = (\frac{2}{3}, \frac{1}{6}, \frac{1}{6})^T$, the implications of this scheme, denoted TM_1 , are

$$\sin^2 \theta_{12} = \frac{1}{3} \frac{1 - 3|U_{e3}|^2}{1 - |U_{e3}|^2} \simeq \frac{1}{3} (1 - 2|U_{e3}|^2) \quad \text{and} \quad \cos \delta \tan 2\theta_{23} = -\frac{1 - 5|U_{e3}|^2}{2\sqrt{2}|U_{e3}|\sqrt{1 - 3|U_{e3}|^2}}.$$

Other proposed mixing schemes can be found in [33,34,35,36,12,13,14]. Fig. 4.6 illustrates several possible alternatives to TBM and their correlations in what regards predictions for the mixing parameters.

Since some importance is attributed to the value of $|U_{e3}|$, we attempt in Fig. 4.7 to link its magnitude with other small parameters in flavor physics, such as mass ratios of fermions, deviations from $\sin^2 \theta_{23} = \frac{1}{2}$ or $\sin^2 \theta_{12} = \frac{1}{3}$, the Cabibbo angle, etc. As the most simple example on how such things may arise, consider a

vanishing ee entry of the mass matrix in case of a strong normal hierarchy. This implies $|U_{e2}|^2 m_2 = |U_{e3}|^2 m_3$, or

$$|U_{e3}|^2 \simeq \sqrt{\frac{\Delta m_{\odot}^2}{\Delta m_A^2}} \sin^2 \theta_{12} \simeq 0.05. \quad (4.11)$$

The deviation from $\sin^2 \theta_{12} = \frac{1}{3}$ is related to $|U_{e3}|$ for instance in the scenario TM_1 discussed above, etc. Values which lie within the 95 % C.L. ranges of $|U_{e3}|$ obtained in Ref. [37] are $\sqrt{\Delta m_{\odot}^2 / \Delta m_A^2}$ or $\lambda / \sqrt{2}$, the latter being a very typical value in Quark-Lepton Complementarity scenarios. In what regards $|U_{e3}| \simeq \sqrt{\Delta m_{\odot}^2 / \Delta m_A^2}$, this is rather typical for normal hierarchy scenarios, in which the mass matrix looks (order-of-magnitude wise) as

$$m_{\nu} = \sqrt{\Delta m_A^2} \begin{pmatrix} \epsilon^2 & \epsilon & \epsilon \\ \cdot & 1 & 1 \\ \cdot & \cdot & 1 \end{pmatrix}, \quad \text{with } \epsilon \simeq |U_{e3}| \simeq \sqrt{\Delta m_{\odot}^2 / \Delta m_A^2}. \quad (4.12)$$

It is rather interesting that certain mixing schemes can be correlated with simple symmetry groups, as pointed out in [27]. To see this, one notes that very often the μ - τ symmetry arises as an accidental symmetry. The underlying flavor symmetry, say A_4 , is broken such that in the neutrino mass matrix a Z_2 subgroup is left unbroken and in the charged lepton sector a Z_3 subgroup is left unbroken. See e.g. Ref. [38] for an explicit realization of this scenario within A_4 . Now one notes that two independent Z_2 symmetries are enough to fully specify the mixing matrix for Majorana neutrinos [39]. In this spirit, consider the most general Majorana mass matrix and their form after asking for μ - τ invariance:

$$m_{\nu} = \begin{pmatrix} a & b & d \\ \cdot & e & f \\ \cdot & \cdot & g \end{pmatrix} \xrightarrow{\mu-\tau} \begin{pmatrix} a & b & b \\ \cdot & d & e \\ \cdot & \cdot & d \end{pmatrix}. \quad (4.13)$$

The eigenvalue $d - e$ has the eigenvector $(0, -1, 1)^T$. To find the second Z_2 , we give the most general symmetric matrix S which fulfills $S^2 = \mathbb{1}$, $\det S = -1$:

$$S = \begin{pmatrix} w & x_2 & x_3 \\ x_2 & \frac{x_3^2 - x_2^2 w}{x_2^2 + x_3^2} & \frac{-x_3 x_2 (1+w)}{x_2^2 + x_3^2} \\ x_3 & \frac{-x_3 x_2 (1+w)}{x_2^2 + x_3^2} & \frac{x_2^2 - x_3^2 w}{x_2^2 + x_3^2} \end{pmatrix} \quad \text{with } w = \sqrt{1 - x_2^2 - x_3^2}. \quad (4.14)$$

Demanding $[S, R] = 0$ leads to $x_2 = x_3$, and invariance under S of the μ - τ symmetric mass matrix gives¹

$$x_3 = \sqrt{2} \cos \theta_{12} \sin \theta_{12}, \quad \text{or } S = \begin{pmatrix} \cos 2\theta_{12} & \sqrt{\frac{1}{2}} \sin 2\theta_{12} & \sqrt{\frac{1}{2}} \sin 2\theta_{12} \\ \cdot & \sin^2 \theta_{12} & -\cos^2 \theta_{12} \\ \cdot & \cdot & \sin^2 \theta_{12} \end{pmatrix}. \quad (4.15)$$

Now one assumes that the charged leptons are invariant under a properly chosen T , $T^\dagger m_\ell^\dagger m_\ell T = m_\ell^\dagger m_\ell$, with $T^n = \mathbb{1}$. As a result, the tri-bimaximal, bimaximal and one of the golden ratio possibilities point to simple groups, as illustrated in Table 4.1.

¹This Z_2 is sometimes called "hidden Z_2 " [40].

Scenario	S	T	relations	group
bimaximal	$\sqrt{\frac{1}{2}} \begin{pmatrix} 0 & 1 & 1 \\ \cdot & \sqrt{\frac{1}{2}} & -\sqrt{\frac{1}{2}} \\ \cdot & \cdot & \sqrt{\frac{1}{2}} \end{pmatrix}$	$\text{diag}(-1, i, -i)$	$T^4 = (ST)^3 = \mathbb{1}$	S_4
tri-bimaximal	$-\frac{1}{3} \begin{pmatrix} 1 & 2 & 2 \\ \cdot & 1 & -2 \\ \cdot & \cdot & 1 \end{pmatrix}$	$\text{diag}(e^{-2i\pi/3}, e^{2i\pi/3}, 1)$	$T^3 = (ST)^3 = \mathbb{1}$	A_4
golden ratio φ_1	$\frac{-1}{\sqrt{5}} \begin{pmatrix} 1 & \sqrt{2} & \sqrt{2} \\ \cdot & 1/\varphi & -\varphi \\ \cdot & \cdot & 1/\varphi \end{pmatrix}$	$\text{diag}(1, e^{-4i\pi/5}, e^{4i\pi/5})$	$T^5 = (ST)^3 = \mathbb{1}$	A_5

Table 4.1

Neutrino mixing scheme and the implied symmetry group.

Let me take this opportunity to enjoy more amusing mixing schemes. For instance, one could note that vanishing θ_{13} corresponds to the fixed point of the sine function, $\sin \theta_{13} = \theta_{13} \Rightarrow \theta_{13} = 0$. Interestingly, the fixed point of the cosine function (“Dottie’s number”), corresponds to near-maximal mixing: $\cos \theta_{23} = \theta_{23} \Rightarrow \theta_{23} = 0.739085\dots$, or $\sin^2 \theta_{23} = 0.454$. Dottie’s number is irrational, transcendental and a non-trivial example of a fixed point and an attractor. Other possibilities are to identify θ_{12} or $|U_{e2}|$ with the Euler-Mascheroni constant, or identify $\tan 2\theta_{12} = e$ with Euler’s number, etc. . .

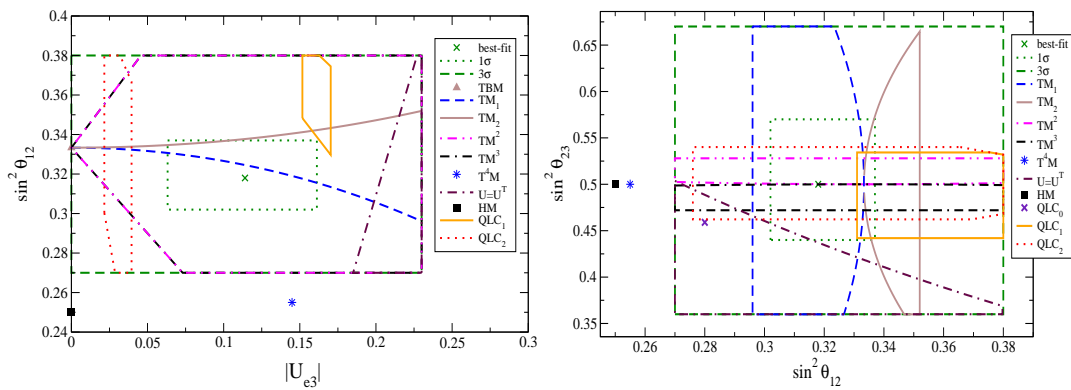


Figure 4.6. Alternatives to tri-bimaximal mixing: Correlations between neutrino mixing parameters for various proposed mixing schemes. See Ref. [24] for references and details.

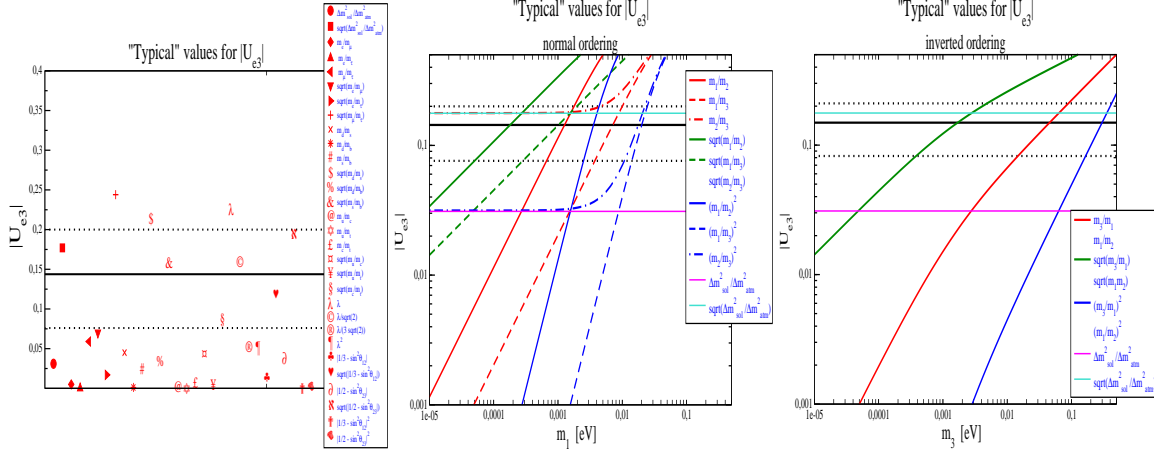


Figure 4.7. Left plot: Comparison of $|U_{e3}|$ with typical numbers expected in flavor theories. Central and right plots: Comparison of $|U_{e3}|$ with mass ratios of neutrinos for the normal and inverted ordering. Also given are the central and 95% C.L. values of $|U_{e3}|$ from Ref. [37].

4.4. Sterile Neutrinos and Flavor Symmetry Models

We conclude this contribution with the increasingly popular sterile neutrino hypothesis in the context of flavor symmetries. Some long-standing issues in particle physics, astrophysics and cosmology can be solved by the same entity: a light eV-scale sterile neutrinos with non-negligible mixing with the SM leptons. Those issues are the apparent neutrino flavor transitions at LSND and MiniBooNE, which together with the “reactor anomaly” [41] point towards oscillations of eV-scale sterile neutrinos mixing with strength of order 0.1 with the active ones (see Refs. [42] for recent global fits). In addition, several hints mildly favoring extra radiation in the Universe have recently emerged from precision cosmology and Big Bang Nucleosynthesis [43]. This could be any relativistic degree of freedom or some other New Physics effect, but has a straightforward interpretation in terms of additional sterile neutrino species. Although some tension between the neutrino mass scales required by laboratory experiments and cosmological neutrino mass limits exists within the standard Λ CDM framework, moderate modifications could arrange for compatibility [44]. Finally, active to sterile oscillations have been proposed to increase the element yield in r -process nucleosynthesis in core collapse supernovae (which seems to be too low in standard calculations, see e.g. [45]). It is rather intriguing that indications for the presence of eV sterile neutrinos come from such fundamentally different probes.

An almost trivial way to incorporate sterile neutrinos to flavor symmetry models is to simply add them to the particle spectrum. Consider Table 4.2, where to the popular A_4 model from Ref. [38] a weak, A_4 and Z_3 singlet ν_s is added. Its only non-trivial charge is under a Froggatt-Nielsen $U(1)_{\text{FN}}$. This additional symmetry is an automatic ingredient of realistic models in order to generate a hierarchy of charged lepton masses. We utilize this very $U(1)_{\text{FN}}$ in order to control the magnitude of the sterile neutrino mass. The A_4 invariant dimension-5 operator $\frac{1}{\Lambda}(\varphi' L h_u) \nu_s$ is not allowed by the Z_3 symmetry, and we are left with terms like

$$\mathcal{L}_{Y_s} = \frac{x_e}{\Lambda^2} \xi (\varphi' L h_u) \nu_s + m_s \nu_s^c \nu_s^c + \text{h.c.}, \quad (4.16)$$

where m_s is a bare Majorana mass. The model, described in detail in Ref. [46], leads to diagonal charged

Table 4.2

Particle assignments of the A_4 model, modified from Ref. [38] to include a sterile neutrino ν_s . The additional Z_3 symmetry decouples the charged lepton and neutrino sectors; the $U(1)_{\text{FN}}$ charge generates the hierarchy of charged lepton masses and regulates the scale of the sterile state. Taken from [46].

Field	L	e^c	μ^c	τ^c	$h_{u,d}$	φ	φ'	ξ	ν_s
$SU(2)_L$	2	1	1	1	2	1	1	1	1
A_4	$\underline{3}$	$\underline{1}$	$\underline{1}''$	$\underline{1}'$	$\underline{1}$	$\underline{3}$	$\underline{3}$	$\underline{1}$	$\underline{1}$
Z_3	ω	ω^2	ω^2	ω^2	1	1	ω	ω	1
$U(1)_{\text{FN}}$	-	3	1	0	-	-	-	-	6

leptons and the 4×4 neutrino mass matrix

$$M_\nu^{4 \times 4} = \begin{pmatrix} a + \frac{2d}{3} & -\frac{d}{3} & -\frac{d}{3} & e \\ \cdot & \frac{2d}{3} & a - \frac{d}{3} & e \\ \cdot & \cdot & \frac{2d}{3} & e \\ \cdot & \cdot & \cdot & m_s \end{pmatrix}, \quad (4.17)$$

which is diagonalized by

$$U \simeq \begin{pmatrix} \frac{2}{\sqrt{6}} & \frac{1}{\sqrt{3}} & 0 & 0 \\ -\frac{1}{\sqrt{6}} & \frac{1}{\sqrt{3}} & -\frac{1}{\sqrt{2}} & 0 \\ -\frac{1}{\sqrt{6}} & \frac{1}{\sqrt{3}} & \frac{1}{\sqrt{2}} & 0 \\ 0 & 0 & 0 & 1 \end{pmatrix} + \begin{pmatrix} 0 & 0 & 0 & \frac{e}{m_s} \\ 0 & 0 & 0 & \frac{e}{m_s} \\ 0 & 0 & 0 & \frac{e}{m_s} \\ 0 & -\frac{\sqrt{3}e}{m_s} & 0 & 0 \end{pmatrix} + \begin{pmatrix} 0 & -\frac{\sqrt{3}e^2}{2m_s^2} & 0 & 0 \\ 0 & -\frac{\sqrt{3}e^2}{2m_s^2} & 0 & 0 \\ 0 & -\frac{\sqrt{3}e^2}{2m_s^2} & 0 & 0 \\ 0 & 0 & 0 & -\frac{3e^2}{2m_s^2} \end{pmatrix}. \quad (4.18)$$

Note that the form-invariance of the mass matrix is lost. Adding a second singlet is also possible. By suitably choosing the parameters, one can also arrange that the sterile state becomes keV-scale, and acts as a warm dark matter candidate [47]. See [48] for the current situation of warm dark matter observations².

More complicated, but also possible, is the task to build a seesaw model, where we give the particle content and representations in Table 4.3, taken from [47]. The right-handed singlet neutrinos of the type I seesaw are responsible for the light active masses and can be arranged to be eV-scale, keV-scale, super heavy, etc., depending on their charge under the very same Froggatt-Nielsen $U(1)_{\text{FN}}$ necessary to generate a charged lepton mass hierarchy. A careful study of several corrections demonstrates that sizable U_{e3} can be achieved in the model, see Ref. [47] for details.

REFERENCES

1. G. Altarelli and F. Feruglio, Rev. Mod. Phys. **82** (2010) 2701 [arXiv:1002.0211 [hep-ph]]; H. Ishimori *et al.*, Prog. Theor. Phys. Suppl. **183** (2010) 1 [arXiv:1003.3552 [hep-th]].
2. J. Barry and W. Rodejohann, Phys. Rev. D **81** (2010) 093002 [Erratum-ibid. D **81** (2010) 119901] [arXiv:1003.2385 [hep-ph]].
3. J. Barry and W. Rodejohann, Nucl. Phys. B **842** (2011) 33 [arXiv:1007.5217 [hep-ph]].
4. L. Dorame, D. Meloni, S. Morisi, E. Peinado and J. W. F. Valle, arXiv:1111.5614 [hep-ph].

²Other approaches for sterile neutrinos in flavor symmetries can be found in Refs. [49], another use of flavor symmetries in connection with dark matter in [50].

Table 4.3

Particle assignments of the A_4 type I seesaw model, with three right-handed sterile neutrinos. Taken from [47].

Field	L	e^c	μ^c	τ^c	$h_{u,d}$	φ	φ'	φ''	ξ	ξ'	ξ''	Θ	ν_1^c	ν_2^c	ν_3^c
$SU(2)_L$	2	1	1	1	2	1	1	1	1	1	1	1	1	1	1
A_4	$\underline{3}$	$\underline{1}$	$\underline{1}''$	$\underline{1}'$	$\underline{1}$	$\underline{3}$	$\underline{3}$	$\underline{3}$	$\underline{1}$	$\underline{1}'$	$\underline{1}$	$\underline{1}$	$\underline{1}$	$\underline{1}'$	$\underline{1}$
Z_3	ω	ω^2	ω^2	ω^2	1	1	ω	ω^2	ω^2	ω	1	1	ω^2	ω	1
$U(1)_{FN}$	-	3	1	0	-	-	-	-	-	-	-	-1	F_1	F_2	F_3

5. R. Allahverdi, B. Dutta and R. N. Mohapatra, Phys. Lett. B **695** (2011) 181 [arXiv:1008.1232 [hep-ph]]; J. Barry, R. N. Mohapatra and W. Rodejohann, Phys. Rev. D **83** (2011) 113012 [arXiv:1012.1761 [hep-ph]]; S. Morisi and E. Peinado, Phys. Lett. B **701** (2011) 451 [arXiv:1104.4961 [hep-ph]].
6. M. Hirsch, S. Morisi and J. W. F. Valle, Phys. Rev. D **78** (2008) 093007 [arXiv:0804.1521 [hep-ph]].
7. W. Rodejohann, Int. J. Mod. Phys. E **20** (2011) 1833 [arXiv:1106.1334 [hep-ph]].
8. K. Abe *et al.* [T2K Collaboration], Phys. Rev. Lett. **107** (2011) 041801 [arXiv:1106.2822 [hep-ex]].
9. H. de Kerret, talk at LowNu, Seoul (Korea), Nov. 6 2011, for the slides see <http://workshop.kias.re.kr/lownu11/?Program>
10. S. Goswami, S. T. Petcov, S. Ray and W. Rodejohann, Phys. Rev. D **80** (2009) 053013 [arXiv:0907.2869 [hep-ph]].
11. M. Abbas and A. Yu. Smirnov, Phys. Rev. D **82** (2010) 013008 [arXiv:1004.0099 [hep-ph]].
12. R. d. A. Toorop, F. Feruglio and C. Hagedorn, Phys. Lett. B **703** (2011) 447 [arXiv:1107.3486 [hep-ph]].
13. W. Rodejohann, H. Zhang and S. Zhou, Nucl. Phys. B **855** (2012) 592 [arXiv:1107.3970 [hep-ph]].
14. F. Bazzocchi, arXiv:1108.2497 [hep-ph].
15. S. Pakvasa, W. Rodejohann and T. J. Weiler, Phys. Rev. Lett. **100** (2008) 111801 [arXiv:0711.0052 [hep-ph]].
16. M. Raidal, Phys. Rev. Lett. **93** (2004) 161801 [hep-ph/0404046]; H. Minakata and A. Yu. Smirnov, Phys. Rev. D **70** (2004) 073009 [hep-ph/0405088].
17. A. Dighe, S. Goswami and P. Roy, Phys. Rev. D **76** (2007) 096005 [arXiv:0704.3735 [hep-ph]]; A. Dighe, S. Goswami and W. Rodejohann, Phys. Rev. D **75** (2007) 073023 [hep-ph/0612328].
18. C. H. Albright and W. Rodejohann, Phys. Lett. B **665** (2008) 378 [arXiv:0804.4581 [hep-ph]].
19. M. Honda and M. Tanimoto, Prog. Theor. Phys. **119** (2008) 583 [arXiv:0801.0181 [hep-ph]].
20. G. Altarelli, F. Feruglio and L. Merlo, JHEP **0905** (2009) 020 [arXiv:0903.1940 [hep-ph]].
21. Y. Lin, Nucl. Phys. B **824** (2010) 95 [arXiv:0905.3534 [hep-ph]].
22. C. Hagedorn and R. Ziegler, Phys. Rev. D **82** (2010) 053011 [arXiv:1007.1888 [hep-ph]].
23. H. Ishimori, K. Saga, Y. Shimizu and M. Tanimoto, Phys. Rev. D **81** (2010) 115009 [arXiv:1004.5004 [hep-ph]].
24. C. H. Albright, A. Dueck and W. Rodejohann, Eur. Phys. J. C **70** (2010) 1099 [arXiv:1004.2798 [hep-ph]].
25. A. Datta, F. -S. Ling and P. Ramond, Nucl. Phys. B **671** (2003) 383 [hep-ph/0306002]; Y. Kajiyama, M. Raidal and A. Strumia, Phys. Rev. D **76** (2007) 117301 [arXiv:0705.4559 [hep-ph]].
26. L. L. Everett and A. J. Stuart, Phys. Rev. D **79** (2009) 085005 [arXiv:0812.1057 [hep-ph]]; Phys. Lett. B **698** (2011) 131 [arXiv:1011.4928 [hep-ph]]; G. -J. Ding, L. L. Everett and A. J. Stuart, arXiv:1110.1688 [hep-ph].
27. F. Feruglio and A. Paris, JHEP **1103** (2011) 101 [arXiv:1101.0393 [hep-ph]].
28. W. Rodejohann, Phys. Lett. B **671** (2009) 267 [arXiv:0810.5239 [hep-ph]]; A. Adulpravitchai, A. Blum and

- W. Rodejohann, *New J. Phys.* **11** (2009) 063026 [arXiv:0903.0531 [hep-ph]].
29. A. Blum, C. Hagedorn and A. Hohenegger, *JHEP* **0803** (2008) 070 [arXiv:0710.5061 [hep-ph]].
30. J. E. Kim and M. -S. Seo, *JHEP* **1102** (2011) 097 [arXiv:1005.4684 [hep-ph]].
31. T. Schwetz, M. Tortola and J. W. F. Valle, *New J. Phys.* **13** (2011) 109401 [arXiv:1108.1376 [hep-ph]].
32. W. Grimus and L. Lavoura, *JHEP* **0809** (2008) 106 [arXiv:0809.0226 [hep-ph]]; C. H. Albright and W. Rodejohann, *Eur. Phys. J. C* **62** (2009) 599 [arXiv:0812.0436 [hep-ph]]; W. Grimus, L. Lavoura and A. Singraber, *Phys. Lett. B* **686** (2010) 141 [arXiv:0911.5120 [hep-ph]]; X. -G. He and A. Zee, *Phys. Rev. D* **84** (2011) 053004 [arXiv:1106.4359 [hep-ph]].
33. Z. -z. Xing, *Phys. Rev. D* **78** (2008) 011301 [arXiv:0805.0416 [hep-ph]].
34. S. F. King, *Phys. Lett. B* **675** (2009) 347 [arXiv:0903.3199 [hep-ph]].
35. T. Kitabayashi and M. Yasue, *Phys. Lett. B* **696** (2011) 478 [arXiv:1101.2073 [hep-ph]].
36. S. Moresi, K. M. Patel and E. Peinado, *Phys. Rev. D* **84** (2011) 053002 [arXiv:1107.0696 [hep-ph]].
37. P. A. N. Machado, H. Minakata, H. Nunokawa and R. Z. Funchal, arXiv:1111.3330 [hep-ph].
38. G. Altarelli and F. Feruglio, *Nucl. Phys. B* **720** (2005) 64 [hep-ph/0504165]; *Nucl. Phys. B* **741** (2006) 215 [arXiv:hep-ph/0512103].
39. C. S. Lam, *Phys. Rev. Lett.* **101** (2008) 121602 [arXiv:0804.2622 [hep-ph]]; W. Grimus, L. Lavoura and P. O. Ludl, *J. Phys. GG* **36** (2009) 115007 [arXiv:0906.2689 [hep-ph]].
40. S. -F. Ge, H. -J. He and F. -R. Yin, *JCAP* **1005** (2010) 017 [arXiv:1001.0940 [hep-ph]]; D. A. Dicus, S. -F. Ge and W. W. Repko, *Phys. Rev. D* **83** (2011) 093007 [arXiv:1012.2571 [hep-ph]]; *Phys. Lett. B* **702** (2011) 220 [arXiv:1104.0602 [hep-ph]]; H. -J. He and F. -R. Yin, *Phys. Rev. D* **84** (2011) 033009 [arXiv:1104.2654 [hep-ph]]. J. Heeck and W. Rodejohann, arXiv:1112.3628 [hep-ph].
41. G. Mention *et al.*, *Phys. Rev. D* **83** (2011) 073006 [arXiv:1101.2755 [hep-ex]]; P. Huber, *Phys. Rev. C* **84** (2011) 024617 [arXiv:1106.0687 [hep-ph]].
42. J. Kopp, M. Maltoni and T. Schwetz, *Phys. Rev. Lett.* **107** (2011) 091801 [arXiv:1103.4570 [hep-ph]]; C. Giunti and M. Laveder, *Phys. Rev. D* **84** (2011) 073008 [arXiv:1107.1452 [hep-ph]].
43. R. H. Cyburt *et al.*, *Astropart. Phys.* **23** (2005) 313 [astro-ph/0408033]; Y. I. Izotov and T. X. Thuan, *Astrophys. J.* **710** (2010) L67 [arXiv:1001.4440 [astro-ph.CO]]; J. Hamann *et al.*, *Phys. Rev. Lett.* **105** (2010) 181301 [arXiv:1006.5276 [hep-ph]]; E. Giusarma *et al.*, *Phys. Rev. D* **83** (2011) 115023 [arXiv:1102.4774 [astro-ph.CO]].
44. J. Hamann *et al.*, *JCAP* **1109** (2011) 034 [arXiv:1108.4136 [astro-ph.CO]].
45. J. Beun *et al.*, *Phys. Rev. D* **73** (2006) 093007 [hep-ph/0602012]; I. Tamborra *et al.*, arXiv:1110.2104 [astro-ph.SR].
46. J. Barry, W. Rodejohann and H. Zhang, *JHEP* **1107** (2011) 091 [arXiv:1105.3911 [hep-ph]].
47. J. Barry, W. Rodejohann and H. Zhang, arXiv:1110.6382 [hep-ph].
48. H. J. de Vega and N. G. Sanchez, arXiv:1109.3187 [astro-ph.CO].
49. M. Shaposhnikov, *Nucl. Phys. B* **763** (2007) 49 [hep-ph/0605047]; M. Lindner, A. Merle and V. Niro, *JCAP* **1101** (2011) 034 [arXiv:1011.4950 [hep-ph]]; A. Merle and V. Niro, *JCAP* **1107** (2011) 023 [arXiv:1105.5136 [hep-ph]]; A. Kusenko, F. Takahashi and T. T. Yanagida, *Phys. Lett. B* **693** (2010) 144 [arXiv:1006.1731 [hep-ph]]; A. Adulpravitchai and R. Takahashi, *JHEP* **1109** (2011) 127 [arXiv:1107.3829 [hep-ph]]; H. Zhang, arXiv:1110.6838 [hep-ph].
50. M. Hirsch, S. Moresi, E. Peinado and J. W. F. Valle, *Phys. Rev. D* **82** (2010) 116003 [arXiv:1007.0871 [hep-ph]]; M. S. Boucenna *et al.*, *JHEP* **1105** (2011) 037 [arXiv:1101.2874 [hep-ph]].

Chapter 5

News on indirect and direct dark matter searches

Marco Taoso

Abstract

We review the current status of direct and indirect Dark Matter searches, focusing in particular on those observations which have been interpreted as possible hints of dark matter. We discuss about the uncertainties affecting these interpretations and highlights the complementarity between different methods.

5.1. Introduction

Non-baryonic Dark Matter is a fundamental pillar of modern cosmology [1]. Astrophysical and cosmological observations have probed its presence from subgalactic up to cosmological scales and demonstrated that DM constitutes the most abundant component of the matter budget of the Universe. Furthermore, the increasing amount of data collected over the last decades have constrained its fundamental properties. The emergent picture is that DM is made up of cold (or warm) massive particles, stable over cosmological times and interacting only (very) weakly with the primordial plasma of the Universe (see Ref.[2] for a review about the properties that a viable dark matter candidate should have). Particles fulfilling these requirements arise in many extensions of the Standard Model (SM) of the particle physics, motivating the connection of the DM problem with searches of new physics beyond the SM.

Presently, the nature of DM remains elusive and its microscopic properties are still undetermined. To shed light on this mystery it is needed to go beyond a gravitational detection of DM. High-energy colliders are ideal tools to search for new particles and interactions. Since DM should interact only weakly, it is expected to be invisible to the detectors exploited at collider experiments, and therefore it should manifest itself as missing energy events. This is an exciting time for searches of new physics. Indeed, the Large Hadron Collider (LHC) is currently taking data, probing energies previously unexplored at colliders. However, in case that a potential DM candidate will be discovered at LHC, additional information will be mandatory to demonstrate that this new particle constitutes the DM component observed with cosmological and astrophysical observations. Measuring the mass and the interaction cross sections of this particle might allow to reconstruct its cosmological relic

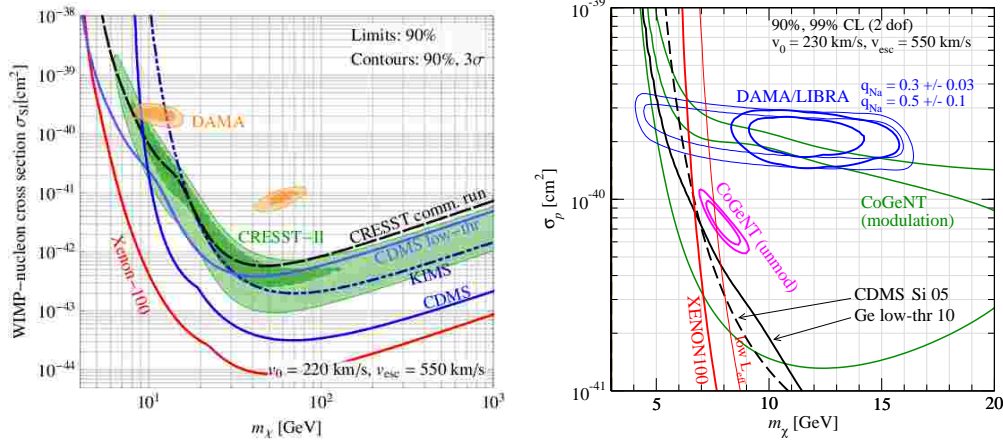


Figure 5.1. Regions of the parameter space preferred by DAMA, CoGent and CRESST-II and constraints from other experiments. The analysis is for elastic SI interactions. Figure taken from [11,12].

density and to compare this estimate with the DM abundance inferred from cosmological observations. This will probably be very difficult to do only with the information obtained at LHC [3,5]. Furthermore, this calculation would involve cosmological assumptions on the evolution of the Universe.

Direct and Indirect DM searches provide alternative strategies to search for non-gravitational DM signals. Direct detection experiments look for the interaction of DM particles with low-background detectors. These searches are mainly devoted to look for DM in the form of Weakly Interacting Massive particles (WIMPs), i.e. DM candidates with masses in the GeV-TeV range and interaction strengths of the order of those mediated by weak interactions. WIMPs are predicted in many extensions of the Standard Model, in particular those related with the electroweak hierarchy problem, like Supersymmetry and extra-dimension models. These particles were in thermal equilibrium with the plasma in the early Universe and decoupled non-relativistically, inheriting the correct relic abundance for an annihilation cross-section $(\sigma v) \sim 10^{-26} \text{ cm}^3 \text{ s}^{-1}$, a value typical for weak-scale interactions. The detection of the WIMPs annihilation products is an alternative indirect method to look for WIMPs, or more in general to search for any DM candidate with sizeable annihilations or decays into SM particles.

In the following, we will focus on direct and indirect DM searches. We will review the present status and discuss the future prospects for detection.

5.2. Direct Detection

Direct DM searches aim at detecting DM particles through the measurement of nuclear recoils produced by DM scattering off target nuclei (see [6] for a recent review). The differential rate in events/kg/day/keV is given by:

$$\frac{dR}{dE_R} = \frac{\rho_{DM}}{m_{DM} m_N} \int_{|\vec{v}| > v_{min}} d^3v \frac{d\sigma}{dE_R} v f(\vec{v}) \quad (5.1)$$

where m_{DM} and m_N are respectively the DM and target nucleus masses, ρ_{DM} is the local DM density and

$f(\vec{v})$ is the local DM velocity distribution. The lower limit of the integration v_{min} corresponds to the minimum DM velocity required for the DM particle to deposit an energy E_R in the detector. The differential DM-nucleon cross section $d\sigma/dE_R$ depends on the DM particle physics properties which defines the DM interactions with gluons and quarks, and on nuclear physics inputs which are needed to promote the fundamental DM-quarks (gluons) cross-section to an effective DM-nucleus cross section. In the non-relativistic limit the DM-nucleus interaction can in general be reduced to two types of interactions, Spin Independent (SI) and Spin Dependent (SD), which respectively describe the DM coupling with the mass and the spin of the nucleus. These interactions are often assumed to be elastic and independent on the momentum exchanged and the DM-nucleus relative velocity. However, more general scenarios are possible and have extensively been studied during the last years.

5.2.1. Hints of DM detection

Nuclear recoils are measured by current experiments exploiting scintillation signals, ionization, heat or bubble nucleation in superheated liquids. Interestingly, several DM direct-detection experiments have reported hints of possible DM signals. Here we briefly summarize these results and in the next section we discuss possible interpretations in terms of DM scatterings.

- The DAMA/LIBRA experiments has observed a 8.9σ evidence for an annual modulation of their scintillation signal produced by their highly-purify NaI(Tl) crystals over 13 years annual cycles [7]. The modulation has been observed in the 2-6 keV range while it is absent at higher energies and in the 2-6 keV range for multiple-hits events. These features, as well as the phase and the amplitude of the modulation, are consistent with the DM hypothesis. Moreover the signal can not be accounted for by any source of background so far considered.
- The CoGent experiment employs a germanium detector with a very low level of electronic noise, allowing sensitivity to low nuclear recoil energies. In their bulk-like events recoil spectrum the CoGent collaboration detected a series of cosmogenic peaks plus an exponential-like distribution between 0.5 and 3 keV, which is not directly attributed to any known source of background [8]. In addition to that, an analysis of 15-months of cumulative data supports the presence at 2.8σ of an annual modulation of the event rate [14]. The modulation is present in the energy bins 0.5-3 keV range while there is not statistical evidence at higher energies and for rejected surface-like events.
- The CRESST-II detectors is a CaWO_4 crystal and exploits phonons and scintillation measurements to measure the energy deposited in an interaction and to discriminate a possible signal against backgrounds events. Recently the CRESST collaboration has reported 67 events in their nuclear-recoil acceptance region [10]. The different sources of background considered so far can only account for a fraction of these events, and the statistical evidence of the excess has been estimated to be larger than 4σ .

5.2.2. Interpretations

The results summarized in the previous section have triggered a large number of works [11,12,13,14,15,16,17,18] devoted to study a possible DM interperation of the mentioned signals, in particular in light of the constraints imposed by the null results from the other direct detection experiments. The comparison between the results of the various experiments is complicated by issues of different nature. For instance the interaction of DM with the detector is unkwon and may differ from the pure elastic SI and SD interactions discussed above. Moreover, the event rate induced by DM scattering off the target depends on the poorly known DM velocity distribution and on experimental uncertainties related to the response of the detector to a scattering event. Various analysis in literature have tried to overcome these difficulties considering several astyophysical and DM scenarios and studying the impact of the experimental uncertainties on the interpretation of the data.

Here we first consider the case of an elastic momentum-independent SI DM-nucleus interaction, under the hypothesis of an equal coupling of the DM to protons and neutrons. The DM velocity distribution is taken to be a Maxwellian. Then we comment about possible modifications of these assumptions.

Fig.5.1 shows the regions of the DM parameter space preferred by the positive signals discussed before and the upper bounds imposed by the null results of the other experiments (we refer to [11,12] for details about the analysis). The results of DAMA, CoGent and CRESST-II all point to a light DM interpretation $M_{DM} \sim 10$ GeV with a SI cross-section off proton in the same ballpark. A closer inspection reveals that there is some tension between the different data-sets. For instance the region preferred by DAMA seems separated from the one which explains the CoGent unmodulated data. In addition to that, all the regions are in severe tensions with the bounds imposed by several other experiments, in particular XENON-100 [17] and CDMS [16,26] experiments. However, we remind that the upper bounds and the exact position of the regions are affected by several uncertainties.

CoGent has recently estimated an higher fraction of non-rejected low energy surface events than previously expected. This effects induces a wider CoGent-region shifted to lower cross-sections, potentially ameliorating the agreement between CoGent and CRESST-II results (see e.g.[12,14]). New measurements of the quenching factor for sodium recoils disagree with previous results. However, the implication of these new estimates would be to exacerbate the tension between the DAMA signal and the constraints from XENON-100 and CDMS [12]. It is also been proposed that the presence of tidal streams in the local DM distribution might help to reconcile the results of DAMA with those of CRESST-II and the CoGent unmodulated data [14].

The robustness of the constraints derived by XENON and CDMS collaboration have been recently criticized by some authors, stimulating a long debate (see discussions in [27,28,29,30] and references therein). For instance, some issues have been raised about the determination of the scintillation light efficiency of the liquid xenon at low recoil energies, a parameter which is crucial to set the constraints for low mass DM.

In literature there have been considered also different velocity distribution (e.g. [31]) and DM-nucleus interactions than those considered above. It would be possible for example that DM interacts inelastically with the nucleus [19]. This would change the kinematic of the DM-nucleus interaction and the impact on the recoil energy spectrum would depend on the target material and the inelastic threshold. Other possibilities include for instance isospin violating couplings, velocity dependent interactions and momentum dependent interactions (e.g. [19,20,21,22,23]).

Recent analysis show that even considering the uncertainties discussed above, in general, it is difficult to reconcile all the experimental results, even though the tensions can be alleviated in some scenarios[11,12,13]. Still, the possibility that these anomalies are produced by dark matter interactions can not be excluded. In conclusion, further data are necessary to clarify the situation and understand if DM is responsible for these excesses or not.

5.3. Indirect searches

Dark matter annihilations or decays into SM particles offer a method to indirectly detect DM through astrophysical observations. Indirect searches focus mainly into photons, neutrinos and antimatter cosmic-rays, notably positrons, antiprotons and antideuterons.

5.3.1. Gamma-rays

Gamma-rays have been recognized as particularly interesting targets for indirect DM searches. Indeed, they can be copiously produced by annihilations/decays of DM candidates with masses in the GeV-TeV range, like WIMPs and many other well motivated DM candidates. Moreover, contrary to charged particles produced by DM annihilations/decays, gamma-rays suffer little or null attenuation when travelling to the Earth and they point directly to the source.

Searches of DM signals with gamma-rays detectors are currently pursued with the Fermi-LAT satellite

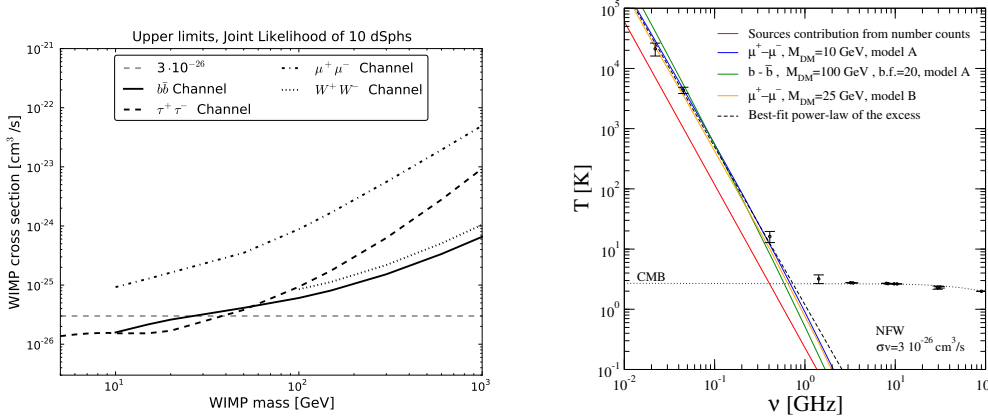


Figure 5.2. Left: upper bounds on the DM annihilation cross section as a function of the DM mass inferred from FERMI observations of dwarf galaxies. Figure taken from [32]. Right: isotropic diffuse radio background obtained by the ARCADE collaboration. Lines refer to expectations from astrophysical sources and the contribution from DM annihilations in extragalactic halos for several DM models. Figure taken from [77].

and with ground-based Air Cherenkov Telescopes (ACT). Targets of observations include the galactic center region, the Milky-Way halo, dwarfs spheroidal galaxies, DM clumps, clusters of galaxies and the extragalactic diffuse emission. There have not been reported robust evidences for a DM detection so far, even though some author have claimed the current FERMI data might already indicate the presence of a DM signal. In the following we will discuss some of the most relevant DM searches with gamma-rays.

Dwarfs galaxies are nearby DM dominated systems with a low gamma-ray background emission. For this reasons they are ideal targets for DM searches. Current observations of dwarf galaxies with the FERMI telescope have not reported any significant gamma-ray flux. These results have been used to constraint possible DM signals, providing among the most stringent exclusion limits on the DM annihilation cross section (σv). Fig.5.2 shows the upper bounds on (σv) for different DM annihilation channels [32].

The energy spectrum of the **Isotropic Diffuse gamma-ray emission** detected by FERMI is consistent with a power-law between energies of 20 GeV and 100 GeV [18]. This implies that DM should only give a subdominant contribution to this flux. The corresponding constraints on the DM parameter space are derived in Ref.[34]. Complementary to the energy spectrum analysis, the study of the small angular anisotropies of the isotropic diffuse emission could bring additional information about its origin. In particular this method could be used to detect a faint DM signal in the data or constraints the properties of the DM [35,36,37,38,39]. Analysis of the FERMI data and efforts to model the DM contribution are ongoing [40,41].

The galactic center region has been extensively discussed in the context of DM searches with gamma-rays. This is mainly for two reasons: it is close to us and it is expected to host large DM overdensities. However the presence of a strong astrophysical background severely challenges the search of DM from this region. Observations pursued with the HESS ACT have not reported any evidence of gamma-ray fluxes from DM annihilations around the galactic center, implying bounds on (σv) particularly strong for masses around $m_{DM} \sim \text{TeV}$ [42]. At lower energies, a survey of the galactic region is performed by FERMI. It has been

claimed that FERMI data reveal the presence of an unknown extended (up to 50 degrees in latitude) diffuse emission towards the galactic center, the so called FERMI Haze (see [43] and references therein). The emission is spatially correlated with an excess discovered at radio frequencies (WMAP haze), suggesting a common origin for the two signals. The properties of the FERMI haze, in particular its elongated bubble-like morphology, disfavour a DM interpretation, even though this possibility can not be excluded [44].

Recently, some authors have analyzed a smaller angular region surrounding the galactic center, finding an excess in the data with respect to the expected contribution from diffusion emission and point sources [48]. In particular they suggested that this signal could be ascribed to annihilations of a light WIMP candidate ($M_{DM} \sim 7-45$ GeV). Other analysis disagree arguing that the emission from this region can be instead completely accounted for by known sources ([49] and see also [50]).

In conclusion, a better understanding of the astrophysical background is necessary for a reliable detection of a DM signal from the galactic center. This could be reached with more data, in particular exploiting multi-wavelength information.

Gamma-ray lines have been proposed as a smoking gun signature for DM annihilations/decays since ordinary astrophysical processes are not expected to produce monochromatic emissions at these energies. These signals have been studied in many contexts, both for decaying and annihilating dark matter [51,52,53,54]. Unfortunately no line emissions have been detected in the FERMI data so far [55,56]. The bounds on such signals have been used to constraint particle physics models [57,19,21]. Further FERMI and ACTs observations will improve the sensitivity to gamma-ray lines and more in general to spectral features generated by DM signals [60].

5.3.2. Cosmic-rays

The PAMELA satellite has reported an anomalous rise with energy of the positron fraction above ~ 10 GeV [61]. Recent FERMI results confirm the measurements of PAMELA and suggests that the rise continues at least up to 200 GeV [62]. These puzzling observations have generated a lot of interest during the last years, especially in relation to a possible DM origin of this excess. Specific DM properties, pointing to a non-standard DM model, are needed to explain the data. DM should be i) heavy, with masses above 100 GeV (or perhaps few TeV) ii) leptophilic, in order to avoid the constraints from antiprotons measurements and iii) in the case of an annihilating DM candidate, the annihilation cross section should be much larger than the canonical value expected for an s-wave thermal relic.

Soon after the PAMELA measurements of the positron fraction appeared, it has been shown that multi-messengers constraints from photons, antiprotons and neutrinos severely challenge a DM interpretation [64,65,66]. Recent bounds are further reducing the viable regions of the DM parameter space [67,68]. Summarizing, although a DM interpretation of the positron excess is not yet completely ruled out, it is phenomenologically disfavored. In addition, standard astrophysical sources can in principle explain all the cosmic-ray data [69]. The anisotropy in the arrival directions of electrons and positron cosmic-rays might provide a tool to discriminate the DM solution from an astrophysical scenario [70]. This could be possible already with upcoming FERMI and AMS-02 data.

Alternative DM searches with cosmic-rays could be pursued looking at the antideuterons produced by the coalescence of antineutrons and antiprotons generated by DM annihilations/decays. Promising prospects for detection are expected for the AMS-02 and GAPS experiments [71,72].

5.3.3. Multiwavelength observations, neutrinos and other astrophysical probes

The interactions of the electrons and positrons produced by DM annihilations/decays with magnetic fields and photons produces a continuum multi-wavelength emission ranging from radio/infrared frequencies to X-ray and gamma-ray bands. Multi-wavelength observations are powerful techniques to search for a DM signal and they can provide constraints even more restrictive than those inferred from gamma-rays [73,74]. For instance low radio frequencies are particularly suitable for DM candidates with low or intermediate masses,

$M \lesssim 100$ GeV [75].

Recently the ARCADE 2 collaboration has measured an isotropic radio emission which is about a factor 5 larger than the expectations from number counts of sources [76]. These observations suggest the presence of an additional population of radio sources fainter than those current data are probing. Possible explanations of this excess in terms of known astrophysical sources have shown some difficulties. Interestingly, the synchrotron signal produced by annihilations of light DM candidates in extragalactic halos, can match the ARCADE measurements, as shown in Fig.5.2 [77].

Future radio surveys with improved sensitivities and angular resolutions should help to clarify the origin of the ARCADE excess and offer the possibility to detect or constraint DM radio signals induced by DM.

DM searches through neutrinos are mainly pursued looking at neutrinos from the Sun, the Earth and the galactic center. Since the neutrino flux from the Sun and the Earth depends on the amounts of DM particles captured inside these objects, these observations can probe the DM scattering cross-sections off protons. Moreover, for sizeable annihilation cross sections the DM capture and annihilation rates reach an equilibrium and the resulting DM neutrino flux is independent on the DM annihilation cross section. Under these assumptions the constraints derived from Super-Kamiokande and IceCube observations are competitive or even stronger than those from direct detection experiments [78,79].

Dark matter particles can accumulate inside the stars as a consequence of their interactions with the baryons forming the celestial objects. The cloud of these trapped DM particles can transport or produce energy inside the star, affecting therefore its the properties. Small modifications of the Sun structure can be tested through measurements of the solar neutrino fluxes and helioseimology observations [80,81,82]. Current data are able to constraints the DM scattering cross sections off protons for light DM candidates. Much dramatic effects can occur in stars placed in high DM density environments. In this case, ideal targets are first stars [83,84,85] or stars close to the galactic center [86]. Asymmetric dark matter particles captured inside neutron stars and white dwarfs can form a self-gravitating DM cloud which can eventually collapse to a black hole and destroy the star. This argument severely constraints the scattering cross sections of asymmetric dark matter candidates with neutrons [87,88].

5.4. Conclusions

Present DM searches, especially direct detection experiments, show some hints of dark matter. These hints could become robust and convincing evidences of DM only after an experimental high significance confirmation of these excesses will be achieved, as well as a global and consistent theoretical understanding of all the data. Interestingly, this might happen soon. The increasing sensitivity of direct detection experiments will allow in the next years to explore progressively large portions of the WIMP parameter space. At the same time, indirect searches will bring complementary informations, testing different DM properties. LHC is a formidable machine to look for new physics beyond the SM and its results will be extremely valuable for DM searches, especially if combined with the information from other DM searches[4,5].

The prospects for DM searches in the forthcoming years are promising and a non-gravitational detection of DM could be not so far.

REFERENCES

1. G. Bertone, (ed.), Cambridge, UK: Univ. Pr. (2010) 738 p
2. M. Taoso, G. Bertone and A. Masiero, JCAP **0803** (2008) 022 [arXiv:0711.4996 [astro-ph]].
3. E. A. Baltz, M. Battaglia, M. E. Peskin and T. Wizansky, Phys. Rev. D **74** (2006) 103521 [hep-ph/0602187].
4. G. Bertone, D. G. Cerdeno, M. Fornasa, R. R. de Austri and R. Trotta, Phys. Rev. D **82** (2010) 055008 [arXiv:1005.4280 [hep-ph]].

5. G. Bertone, D. G. Cerdeno, M. Fornasa, L. Pieri, R. R. de Austri and R. Trotta, arXiv:1111.2607 [astro-ph.HE].
6. D. G. Cerdeno, A. M. Green, In *Bertone, G. (ed.): Particle dark matter* 347-369. [arXiv:1002.1912 [astro-ph.CO]].
7. R. Bernabei *et al.* [DAMA Collaboration], Eur. Phys. J. **C56** (2008) 333-355. [arXiv:0804.2741 [astro-ph]].
8. C. E. Aalseth *et al.* [CoGeNT Collaboration], Phys. Rev. Lett. **106** (2011) 131301. [arXiv:1002.4703 [astro-ph.CO]].
9. C. E. Aalseth, P. S. Barbeau, J. Colaresi, J. I. Collar, J. Diaz Leon, J. E. Fast, N. Fields, T. W. Hossbach *et al.*, Phys. Rev. Lett. **107** (2011) 141301. [arXiv:1106.0650 [astro-ph.CO]].
10. G. Angloher, M. Bauer, I. Bavykina, A. Bento, C. Bucci, C. Cierniak, G. Deuter, F. von Feilitzsch *et al.*, [arXiv:1109.0702 [astro-ph.CO]].
11. T. Schwetz, J. Zupan, JCAP **1108** (2011) 008. [arXiv:1106.6241 [hep-ph]].
12. J. Kopp, T. Schwetz, J. Zupan, [arXiv:1110.2721 [hep-ph]].
13. M. Farina, D. Pappadopulo, A. Strumia, T. Volansky, JCAP **1111** (2011) 010. [arXiv:1107.0715 [hep-ph]].
14. C. Kelso, D. Hooper, M. R. Buckley, [arXiv:1110.5338 [astro-ph.CO]].
15. E. Del Nobile, C. Kouvaris, F. Sannino, J. Virkajarvi, [arXiv:1111.1902 [hep-ph]].
16. N. Fornengo, P. Panci, M. Regis, [arXiv:1108.4661 [hep-ph]].
17. C. Savage, G. Gelmini, P. Gondolo, K. Freese, Phys. Rev. **D83** (2011) 055002. [arXiv:1006.0972 [astro-ph.CO]].
18. C. Arina, J. Hamann, R. Trotta, Y. Y. YWong, [arXiv:1111.3238 [hep-ph]].
19. D. Tucker-Smith, N. Weiner, Phys. Rev. **D64** (2001) 043502. [hep-ph/0101138].
20. E. Del Nobile, C. Kouvaris, F. Sannino, Phys. Rev. **D84** (2011) 027301. [arXiv:1105.5431 [hep-ph]].
21. S. Chang, J. Liu, A. Pierce, N. Weiner, I. Yavin, JCAP **1008** (2010) 018. [arXiv:1004.0697 [hep-ph]].
22. S. Chang, A. Pierce, N. Weiner, JCAP **1001** (2010) 006. [arXiv:0908.3192 [hep-ph]].
23. Y. Bai, P. J. Fox, JHEP **0911** (2009) 052. [arXiv:0909.2900 [hep-ph]].
24. E. Aprile *et al.* [XENON100 Collaboration], Phys. Rev. Lett. **107** (2011) 131302. [arXiv:1104.2549 [astro-ph.CO]].
25. Z. Ahmed *et al.* [CDMS-II Collaboration], Phys. Rev. Lett. **106** (2011) 131302. [arXiv:1011.2482 [astro-ph.CO]].
26. D. S. Akerib *et al.* [CDMS Collaboration], Phys. Rev. Lett. **96** (2006) 011302. [astro-ph/0509259].
27. J. I. Collar, [arXiv:1106.0653 [astro-ph.CO]].
28. J. I. Collar, [arXiv:1010.5187 [astro-ph.IM]].
29. T. X. Collaboration, arXiv:1005.2615 [astro-ph.CO].
30. G. Plante, E. Aprile, R. Budnik, B. Choi, K. L. Giboni, L. W. Goetzke, R. F. Lang, K. E. Lim *et al.*, Phys. Rev. **C84** (2011) 045805. [arXiv:1104.2587 [nucl-ex]].
31. C. Savage, K. Freese, P. Gondolo, D. Spolyar, JCAP **0909** (2009) 036. [arXiv:0901.2713 [astro-ph]].
32. T. F. -L. collaboration, [arXiv:1108.3546 [astro-ph.HE]].
33. A. A. Abdo *et al.* [The Fermi-LAT Collaboration], Phys. Rev. Lett. **104** (2010) 101101. [arXiv:1002.3603 [astro-ph.HE]].
34. A. A. Abdo *et al.* [Fermi-LAT Collaboration], JCAP **1004** (2010) 014. [arXiv:1002.4415 [astro-ph.CO]].
35. S. 'i. Ando, E. Komatsu, T. Narumoto, T. Totani, Phys. Rev. **D75** (2007) 063519. [astro-ph/0612467].
36. M. Fornasa, L. Pieri, G. Bertone, E. Branchini, Phys. Rev. **D80** (2009) 023518. [arXiv:0901.2921 [astro-ph]].
37. J. M. Siegal-Gaskins, JCAP **0810** (2008) 040. [arXiv:0807.1328 [astro-ph]].
38. M. Taoso, S. 'i. Ando, G. Bertone, S. Profumo, Phys. Rev. **D79** (2009) 043521. [arXiv:0811.4493 [astro-ph]].
39. A. Cuoco, A. Sellerholm, J. Conrad, S. Hannestad, Mon. Not. Roy. Astron. Soc. **414** (2011) 2040-2054. [arXiv:1005.0843 [astro-ph.HE]].

40. A. Cuoco, T. Linden, M. N. Mazziotta, J. M. Siegal-Gaskins, V. Vitale, f. t. F. -L. Collaboration, E. Komatsu, [arXiv:1110.1047 [astro-ph.HE]].
41. M. Fornasa, J. Zavala, M. A. Sanchez-Conde, F. Prada, M. Vogelsberger, [arXiv:1110.0324 [astro-ph.CO]].
42. A. Abramowski *et al.* [H.E.S.S. Collaboration], Phys. Rev. Lett. **106** (2011) 161301. [arXiv:1103.3266 [astro-ph.HE]].
43. M. Su, T. R. Slatyer, D. P. Finkbeiner, Astrophys. J. **724** (2010) 1044-1082. [arXiv:1005.5480 [astro-ph.HE]].
44. G. Dobler, I. Cholis, N. Weiner, Astrophys. J. **741** (2011) 25. [arXiv:1102.5095 [astro-ph.HE]].
45. D. Hooper, T. Linden, [arXiv:1110.0006 [astro-ph.HE]].
46. A. Boyarsky, D. Malyshev, O. Ruchayskiy, Phys. Lett. **B705** (2011) 165-169. [arXiv:1012.5839 [hep-ph]].
47. M. Chernyakova, D. Malyshev, F. A. Aharonian, R. M. Crocker, D. I. Jones, Astrophys. J. **726** (2011) 60. [arXiv:1009.2630 [astro-ph.HE]].
48. D. Hooper, T. Linden, [arXiv:1110.0006 [astro-ph.HE]].
49. A. Boyarsky, D. Malyshev, O. Ruchayskiy, Phys. Lett. **B705** (2011) 165-169. [arXiv:1012.5839 [hep-ph]].
50. M. Chernyakova, D. Malyshev, F. A. Aharonian, R. M. Crocker, D. I. Jones, Astrophys. J. **726** (2011) 60. [arXiv:1009.2630 [astro-ph.HE]].
51. Y. Mambrini, JCAP **0912** (2009) 005. [arXiv:0907.2918 [hep-ph]].
52. C. B. Jackson, G. Servant, G. Shaughnessy, T. M. P. Tait, M. Taoso, JCAP **1004** (2010) 004. [arXiv:0912.0004 [hep-ph]].
53. G. Bertone, C. B. Jackson, G. Shaughnessy, T. M. P. Tait, A. Vallinotto, Phys. Rev. **D80** (2009) 023512. [arXiv:0904.1442 [astro-ph.HE]].
54. M. Garny, A. Ibarra, D. Tran, C. Weniger, JCAP **1101** (2011) 032. [arXiv:1011.3786 [hep-ph]].
55. A. A. Abdo, M. Ackermann, M. Ajello, W. B. Atwood, L. Baldini, J. Ballet, G. Barbiellini, D. Bastieri *et al.*, Phys. Rev. Lett. **104** (2010) 091302. [arXiv:1001.4836 [astro-ph.HE]].
56. G. Vertongen, C. Weniger, JCAP **1105** (2011) 027. [arXiv:1101.2610 [hep-ph]].
57. X. Huang, G. Vertongen, C. Weniger, [arXiv:1110.6236 [astro-ph.HE]].
58. D. Restrepo, M. Taoso, J. W. F. Valle, O. Zapata, [arXiv:1109.0512 [hep-ph]].
59. G. A. Gomez-Vargas, M. Fornasa, F. Zandanel, A. J. Cuesta, C. Munoz, F. Prada, G. Yepes, [arXiv:1110.3305 [astro-ph.HE]].
60. T. Bringmann, F. Calore, G. Vertongen and C. Weniger, arXiv:1106.1874 [hep-ph].
61. O. Adriani *et al.* [PAMELA Collaboration], Nature **458** (2009) 607 [arXiv:0810.4995 [astro-ph]].
62. , *et al.* [The Fermi LAT Collaboration], arXiv:1109.0521 [astro-ph.HE].
63. P. D. Serpico, arXiv:1108.4827 [astro-ph.HE].
64. G. Bertone, M. Cirelli, A. Strumia and M. Taoso, JCAP **0903** (2009) 009 [arXiv:0811.3744 [astro-ph]].
65. L. Bergstrom, G. Bertone, T. Bringmann, J. Edsjo and M. Taoso, Phys. Rev. D **79** (2009) 081303 [arXiv:0812.3895 [astro-ph]].
66. P. Meade, M. Papucci, A. Strumia and T. Volansky, Nucl. Phys. B **831** (2010) 178 [arXiv:0905.0480 [hep-ph]].
67. L. Dugger, T. E. Jeltema and S. Profumo, JCAP **1012** (2010) 015 [arXiv:1009.5988 [astro-ph.HE]].
68. G. Zaharijas *et al.* [for the Fermi-LAT Collaboration], PoS IDM **2010** (2011) 111 [arXiv:1012.0588 [astro-ph.HE]].
69. T. Delahaye, J. Lavalle, R. Lineros, F. Donato and N. Fornengo, Astron. Astrophys. **524** (2010) A51 [arXiv:1002.1910 [astro-ph.HE]].
70. E. Borriello, L. Maccione and A. Cuoco, arXiv:1012.0041 [astro-ph.HE].
71. F. Donato, N. Fornengo and D. Maurin, Phys. Rev. D **78** (2008) 043506 [arXiv:0803.2640 [hep-ph]].
72. Y. Cui, J. D. Mason and L. Randall, JHEP **1011** (2010) 017 [arXiv:1006.0983 [hep-ph]].
73. M. Regis and P. Ullio, Phys. Rev. D **78** (2008) 043505 [arXiv:0802.0234 [hep-ph]].
74. R. M. Crocker, N. F. Bell, C. Balazs and D. I. Jones, Phys. Rev. D **81** (2010) 063516 [arXiv:1002.0229

- [hep-ph]].
75. N. Fornengo, R. A. Lineros, M. Regis and M. Taoso, arXiv:1110.4337 [astro-ph.GA].
 76. D. J. Fixsen, A. Kogut, S. Levin, M. Limon, P. Lubin, P. Mirel, M. Seiffert and J. Singal *et al.*, arXiv:0901.0555 [astro-ph.CO].
 77. N. Fornengo, R. Lineros, M. Regis and M. Taoso, arXiv:1108.0569 [hep-ph].
 78. K. Helbing and f. t. I. Collaboration, arXiv:1107.5227 [hep-ex].
 79. R. Kappl and M. W. Winkler, Nucl. Phys. B **850** (2011) 505 [arXiv:1104.0679 [hep-ph]].
 80. M. Taoso, F. Iocco, G. Meynet, G. Bertone and P. Eggenberger, Phys. Rev. D **82** (2010) 083509 [arXiv:1005.5711 [astro-ph.CO]].
 81. D. T. Cumberbatch, J. A. Guzik, J. Silk, L. S. Watson and S. M. West, Phys. Rev. D **82** (2010) 103503 [arXiv:1005.5102 [astro-ph.SR]].
 82. M. T. Frandsen and S. Sarkar, Phys. Rev. Lett. **105** (2010) 011301 [arXiv:1003.4505 [hep-ph]].
 83. D. Spolyar, K. Freese and P. Gondolo, Phys. Rev. Lett. **100** (2008) 051101 [arXiv:0705.0521 [astro-ph]].
 84. M. Taoso, G. Bertone, G. Meynet and S. Ekstrom, Phys. Rev. D **78** (2008) 123510 [arXiv:0806.2681 [astro-ph]].
 85. F. Iocco, A. Bressan, E. Ripamonti, R. Schneider, A. Ferrara and P. Marigo, Mon. Not. Roy. Astron. Soc. **390** (2008) 1655 [arXiv:0805.4016 [astro-ph]].
 86. P. Scott, M. Fairbairn and J. Edsjo, Mon. Not. Roy. Astron. Soc. **394** (2009) 82 [arXiv:0809.1871 [astro-ph]].
 87. S. D. McDermott, H. -B. Yu and K. M. Zurek, arXiv:1103.5472 [hep-ph].
 88. C. Kouvaris and P. Tinyakov, Phys. Rev. Lett. **107** (2011) 091301 [arXiv:1104.0382 [astro-ph.CO]].

Chapter 6

Flavored Orbifold GUT – $SO(10) \times S_4$ model

Adisorn Adulpravitchai

Abstract

In this talk, we briefly discuss the idea of flavored orbifold GUT [1], that is, the flavor symmetry might emerge due to orbifold compactification of one orbifold and broken by boundary conditions of another orbifold where the GUT group is broken. The combination of the orbifold parities in gauge and flavor space determines the zero modes. An example of the idea is given in a supersymmetric (SUSY) $SO(10) \times S_4$ orbifold GUT model, which predicts the tribimaximal mixing at leading order in the lepton sector as well as the Cabibbo angle in the quark sector.

6.1. Introduction

The leptonic mixing matrix is compatible with the tribimaximal mixing matrix [6] and hints towards non-abelian discrete flavor symmetries. However, the origin of a potential flavor symmetry is unclear. As the Standard Model of Particle Physics (SM) is constructed based on the two well-known symmetries, namely, continuous gauge symmetry and space-time symmetry, it is interesting to investigate their origin from these two symmetries.

- *Continuous symmetries* $SO(3)$, $SU(2)$ or $SU(3)$: If one only employs small representations, the only non-Abelian discrete symmetry which can arise is D'_2 , which is the double covering of D'_2 [3]. For larger representations, the other non-Abelian discrete symmetries can be obtained. See also [4].
- *Extra-dimensions*: Non-Abelian discrete symmetries can arise as the remnant symmetry of the broken Poincare (Lorentz) via orbifold compactification on two extra-dimensions. The non-Abelian discrete symmetries are D_3 , D_4 , D_6 , A_4 , and S_4 [5].

An orbifold compactification of a GUT can lead to its breaking and nicely solve e.g. the doublet-triplet splitting problem [6]. Furthermore, the orbifold compactification can generate the alignment of vacuum expectation

values (VEVs) of flavons [7] transmitting the flavor symmetry breaking into the fermion mass matrices. In this talk, we discuss the combination of the origin of a flavor symmetry as well as its breaking by the VEV alignment of flavons from an orbifold. We assume two orbifolds, where the flavor symmetry originates from the special geometry of one orbifold and it is broken on another orbifold. We demonstrate it with a simple model in the context of a SUSY SO(10) orbifold GUT with an S_4 flavor symmetry [1] (For $SU(5) \times A_4$, see [8]). The model predicts the tribimaximal mixing at leading order in the lepton sector and predicts the Cabibbo angle in quark sector.

6.2. Flavor Symmetries from Orbifolding

Here, we will show briefly how S_4 flavor symmetry can be obtained. Let us consider the T^2/\mathbb{Z}_2 orbifold with radii $R = R_5 = R_6$, which we choose as $2\pi R = 1$ for simplicity. The discussion of the flavor symmetry does not change for $2\pi R \neq 1$. It is defined by

$$T_1 : z \rightarrow z + 1, \quad T_2 : z \rightarrow z + \gamma, \quad Z : z \rightarrow -z. \quad (6.1)$$

where $z = x_5 + ix_6$ and $\gamma = e^{i\pi/3}$. The shape of this orbifold is a regular tetrahedron. It has been shown in [5] that the breaking of Poincaré symmetry from 6d to 4d through compactification on the orbifold leads to a remnant S_4 flavor symmetry. Concretely, the orbifold has four fixed points, $(z_1, z_2, z_3, z_4) = (1/2, (1 + \gamma)/2, \gamma/2, 0)$, which are permuted by two translation operations S_i , the rotation T_R , and two parity operations $P^{(\prime)}$

$$S_1 : z \rightarrow z + 1/2, \quad S_2 : z \rightarrow z + \gamma/2, \quad T_R : z \rightarrow \gamma^2 z, \quad P : z \rightarrow z^*, \quad P' : z \rightarrow -z^*. \quad (6.2)$$

One can also write these operations explicitly in terms of the interchange of the fixed points, $S_1[(14)(23)]$, $S_2[(12)(34)]$, $T_R[(123)(4)]$, $P[(23)(1)(4)]$ and $P'[(23)(1)(4)]$. From these elements we can define two generators of S_4 as $S = S_2P$ and $T = T_R$ satisfying the generator relation, $S^4 = T^3 = (ST^2)^2 = 1$.

The localization of a brane field defines its representation of S_4 . The generators S, T can be represented by the matrices,

$$S = \begin{pmatrix} 0 & 0 & 1 & 0 \\ 1 & 0 & 0 & 0 \\ 0 & 0 & 0 & 1 \\ 0 & 1 & 0 & 0 \end{pmatrix}, \quad T = \begin{pmatrix} 0 & 0 & 1 & 0 \\ 1 & 0 & 0 & 0 \\ 0 & 1 & 0 & 0 \\ 0 & 0 & 0 & 1 \end{pmatrix}, \quad (6.3)$$

acting on the brane field $\psi(x_\mu) = (\psi_1, \psi_2, \psi_3, \psi_4)^T$, where $\psi_i = \psi(x_\mu, z_i)$ is a field localized at fixed point z_i . We denote this basis as localization basis. The characters of S and T show that the four dimensional representation generated by $\langle S, T \rangle$ can be decomposed in $3_1 \oplus 1_1$. The explicit unitary transformation is

$$S \rightarrow U^\dagger S U = \begin{pmatrix} S_3^{fl} & \\ & 1 \end{pmatrix}, \quad T \rightarrow U^\dagger T U = \begin{pmatrix} T_3^{fl} & \\ & 1 \end{pmatrix} \quad (6.4)$$

with the unitary matrix U (For the explicit form, see [1]). The transformation of a field $\psi(x)$ is accordingly related to the flavor basis $\psi^{fl}(x_\mu) = U^\dagger \psi(x_\mu)$ as well as the Clebsch-Gordan coefficients. The first three components of ψ^{fl} form a triplet 3_1 and the last one a singlet 1_1 . It is possible to remove one of the representations from the low-energy spectrum by adding a bulk field transforming as 3_1 (1_1) and oppositely charged to the brane field, such that they acquire a Dirac mass term. Note that the representations 1_2 and 3_2 are analogously obtained by using the freedom to change the phase of each brane field in a symmetry transformation (For detail, see [1]).

6.3. Symmetries Breaking by Boundary Conditions

In order to demonstrate how the flavor structure can be obtained and broken appropriately from an orbifold, we implement it in an 8d SUSY SO(10) model. The first orbifold is responsible for the origin of the flavor symmetry and the second orbifold is for the symmetry breaking of both flavor and GUT symmetries. The second orbifold is also T^2/\mathbb{Z}_2 with two additional boundary conditions at \hat{z}_1, \hat{z}_3 , i.e. $T^2/(\mathbb{Z}_2^I \times \mathbb{Z}_2^{PS} \times \mathbb{Z}_2^{GG})$ and then we assume that the gauge fields are bulk fields of the two orbifolds, while all other bulk fields of the second orbifold are brane fields of the first orbifold. Note that the SO(10) breaking which leads to a splitting of the doublet and triplet components in the 10-plet is similar to the 6d model in [9].

The $N = 1$ SUSY in 8d leads to $N = 4$ SUSY in 4d [10]. Therefore, one needs the orbifold parities to break $N = 4$ SUSY down to $N = 1$ SUSY. The gauge fields transform under the orbifold parities as

$$\begin{aligned} P_0 V(x_\mu, -z, \hat{z}) P_0^{-1} &= \eta_0 V(x_\mu, z, \hat{z}) , \\ P_I V(x_\mu, z, -\hat{z}) P_I^{-1} &= \eta_I V(x_\mu, z, \hat{z}) , \\ P_{PS} V(x_\mu, z, -\hat{z} + \hat{z}_1) P_{PS}^{-1} &= \eta_{PS} V(x_\mu, z, \hat{z} + \hat{z}_1) , \\ P_{GG} V(x_\mu, z, -\hat{z} + \hat{z}_3) P_{GG}^{-1} &= \eta_{GG} V(x_\mu, z, \hat{z} + \hat{z}_3) , \end{aligned} \quad (6.5)$$

with $\hat{z} = x_7 + ix_8$. The parities are chosen as $\eta_0 = \eta_I = \eta_{PS} = \eta_{GG} = +1$. The first two parities (corresponding to fixed point z_4 and \hat{z}_4) are used to break $N = 4$ SUSY to $N = 1$ SUSY and the remaining two parities are used to break the gauge symmetry [11]. The parity assignment of the different components of the bulk fields is given in [1].

Analogously, by assigning the parities to the flavons living in the bulk of the second orbifold, a zero mode is singled out and consequently the flavor symmetry is broken. As the flavons are the bulk fields of only one orbifold, the flavons inherit $N = 2$ SUSY in 4d, which can be broken by using one orbifold parity. If the zero mode acquires a VEV, the breaking of the symmetry is transmitted to the fermion masses. We assume that flavons transform non-trivially,

$$P_1 \phi(x_\mu, z, -\hat{z}) = \eta_1 \phi(x_\mu, z, \hat{z}), \quad (6.6a)$$

$$P_2 \phi(x_\mu, z, -\hat{z} + \hat{z}_1) = \eta_2 \phi(x_\mu, z, \hat{z} + \hat{z}_1), \quad (6.6b)$$

$$P_3 \phi(x_\mu, z, -\hat{z} + \hat{z}_3) = \eta_3 \phi(x_\mu, z, \hat{z} + \hat{z}_3). \quad (6.6c)$$

The first parity is used to break $N = 2$ SUSY to $N = 1$, the remaining two parity operators are used to generate the VEV alignment of the flavons by singling out the appropriate zero modes.

In order to obtain the VEV alignment for a triplet $\phi \sim 3_1$, we choose

$$P_1 = 1, \quad P_2 = TST, \quad P_3 = TSTS^2. \quad (6.7)$$

As P_1 is the unit matrix, it does not affect the zero mode. Therefore, the zero mode is entirely determined by $P_{2,3}$. P_2 and P_3 are simultaneously diagonalized by the unitary matrix U

$$U = \begin{pmatrix} \frac{1}{\sqrt{3}} & \frac{2}{\sqrt{6}} & 0 \\ \frac{1}{\sqrt{3}} & -\frac{1}{\sqrt{6}} & \frac{1}{\sqrt{2}} \\ \frac{1}{\sqrt{3}} & -\frac{1}{\sqrt{6}} & -\frac{1}{\sqrt{2}} \end{pmatrix}, \quad \begin{aligned} U^\dagger P_2 U &= \text{diag}(1, -1, 1), \\ U^\dagger P_3 U &= \text{diag}(1, 1, -1), \end{aligned} \quad (6.8)$$

This leads to the desired VEV alignment $\langle \phi_{1,1,1} \rangle = \langle \phi^0 \rangle (1, 1, 1)^T$. (Other VEV alignments, see [1]).

6.4. $SO(10) \times S_4$ model

Here, we briefly show the result of the model. For detail and particle content, see [1]. Small neutrino masses can be generated by the seesaw mechanism starting from

$$\mathbf{W}_\nu = \frac{y_s}{\sqrt{\Lambda^2 V}} \psi \bar{\Delta}_2 S_\nu + \frac{1}{\sqrt{\Lambda^2 V}} (y_\phi^\nu \phi_{1,1,1} + y_\xi^\nu \xi) S_\nu S_\nu. \quad (6.9)$$

After flavons obtain their VEV, it leads to neutrino mass matrix which can diagonalized by the tribimaximal mixing matrix,

$$M_\nu = -\frac{1}{\Lambda^2 V} (y_s \langle \bar{\Delta}_2 \rangle) (M_{SS}^{-1}) (y_s \langle \bar{\Delta}_2 \rangle)^T = -m_0 U_{\text{tbm}}^* \begin{pmatrix} \frac{1}{3a+b} & 0 & 0 \\ \cdot & \frac{1}{b} & 0 \\ \cdot & \cdot & \frac{1}{3a-b} \end{pmatrix} U_{\text{tbm}}^\dagger. \quad (6.10)$$

For the quark and charged lepton sectors, we obtain the mass matrices,

$$M_{u,d} = m_{t,b} \begin{pmatrix} 0 & a^{u,d} & 0 \\ a^{u,d} & b^{u,d} & 0 \\ 0 & 0 & 1 \end{pmatrix}, \quad M_l = m_b \begin{pmatrix} 0 & a^d & 0 \\ a^d & 3b^d & 0 \\ 0 & 0 & 1 \end{pmatrix}, \quad (6.11)$$

leading to the Cabibbo angle θ_c which is approximately given by $\sin \theta_c = a^d/b^d - a^u/b^u$.

6.5. Conclusion

In this talk, we have discussed a model, where an S_4 flavor symmetry arises from an orbifold compactification and it is broken by the boundary conditions together with the $SO(10)$ gauge symmetry on another orbifold. We gave an example in the context of $SO(10) \times S_4$ which leads to a phenomenologically viable neutrino mass matrix as well as enables to fit the masses of quarks and charged leptons. The model predicts the tribimaximal mixing at leading order in the lepton sector and a quantitatively correct Cabibbo mixing angle in quark sector.

REFERENCES

1. A. Adulpravitchai, M. A. Schmidt, JHEP **1101** (2011) 106.
2. P. F. Harrison, D. H. Perkins, W. G. Scott, Phys. Lett. **B530** (2002) 167.
3. A. Adulpravitchai, A. Blum, M. Lindner, JHEP **0909** (2009) 018.
4. J. Berger, Y. Grossman, JHEP **1002** (2010) 071; C. Luhn, JHEP **1103** (2011) 108.
5. G. Altarelli, F. Feruglio, Y. Lin, Nucl. Phys. **B775** (2007) 31-44; A. Adulpravitchai, A. Blum, M. Lindner, JHEP **0907** (2009) 053.
6. Y. Kawamura, Prog. Theor. Phys. **105** (2001) 999-1006.
7. T. Kobayashi, Y. Omura, K. Yoshioka, Phys. Rev. **D78** (2008) 115006.
8. T. J. Burrows, S. F. King, Nucl. Phys. **B842** (2011) 107-121.
9. T. Asaka, W. Buchmuller, L. Covi, Phys. Lett. **B540** (2002) 295-300; L. J. Hall, Y. Nomura, T. Okui, D. Tucker-Smith, Phys. Rev. **D65** (2002) 035008.
10. N. Arkani-Hamed, T. Gregoire, J. G. Wacker, JHEP **0203** (2002) 055.
11. E. A. Mirabelli, M. E. Peskin, Phys. Rev. **D58** (1998) 065002; T. Asaka, W. Buchmuller, L. Covi, Phys. Lett. **B523** (2001) 199-204.

Chapter 7

Implications of tribimaximal lepton mixing for leptogenesis

D. Aristizabal Sierra

Abstract

In models featuring exact mixing patterns the mass matrices that define the effective light neutrino mass matrix -and the light neutrino matrix itself- are form-diagonalizable. We study leptogenesis in type I seesaw models in these contexts pointing out that the CP asymmetry in right-handed neutrino decays vanishes as a consequence of the mass matrices being form-diagonalizable. A non-vanishing CP asymmetry arises once deviations from the exact mixing scheme, induced by higher order effective operators, is allowed. Finally we discuss alternative pathways to viable leptogenesis in these kind of models.

7.1. Introduction

Leptogenesis is a scenario in which the baryon asymmetry of the Universe is dynamically generated first in the lepton sector and reprocessed into a baryon asymmetry via standard model electroweak sphaleron processes [1]. In order for this mechanism to take place lepton number must be broken ¹ thus implying models for Majorana neutrino masses provide the frameworks for leptogenesis.

The standard seesaw model (type I seesaw) [3] defines the scheme for *standard leptogenesis* [4]. In this model leptogenesis becomes plausible due to the fact that: (i) the Yukawa couplings of the fermionic electroweak singlets (right-handed (RH) for brevity) contain new physical CP phases; (ii) lepton number violation is provided by the RH neutrino masses; (iii) the expansion of the Universe guarantees deviations from thermodynamic equilibrium in RH neutrino decays. With these conditions satisfied the generation of a net $B - L$ asymmetry proceeds through the decays of the lightest RH neutrino.

In standard leptogenesis the problem of calculating the baryon asymmetry depends -in first approximation- on two parameters: the washout factor \tilde{m}_ν , determined by the contribution of the lightest RH neutrino to light neutrino masses, and the CP asymmetry ϵ_N in RH neutrino decays. Thus, two conditions must be satisfied

¹The exception being scenarios of purely flavored leptogenesis as the one discussed in [2].

in order to produce a net baryon asymmetry: overcome the washout effects and a non-vanishing ϵ_N . The determination of both requires the specification of the RH neutrino Yukawa couplings and mass spectrum, however the former is more involved as it demands calculating the efficiency factor, which in turn implies solving the corresponding kinetic equations describing the RH neutrino dynamics.

The seesaw parameter space consist of 18 parameters out of which 9 are constrained by low-energy data. This implies once these restrictions are placed there is a remaining arbitrary 9 dimensional parameter space. Is indeed partially due to this arbitrariness that leptogenesis suffers from the lack of testability [5]. If further restrictions on the parameter space can be placed the arbitrariness should be reduced, and this is actually the case if a lepton flavor symmetry is present as some of these parameters will be either forced to vanish or to be correlated.

Even in the light of recent neutrino data [36] there is still a strong motivation to believe that the leptonic mixing is a result of an underlying flavor symmetry operating in the lepton sector [7]. The tri-bimaximal mixing (TBM) pattern [8] as an input *ansatz* remains as a viable guideline to construct lepton flavor models accounting for neutrino masses and mixing angles. We here discuss standard leptogenesis in the context of the seesaw extended with flavor symmetries². We will study the implications that a generic flavor symmetry associated to a flavor group G_F leading to the TBM pattern may have for the baryon asymmetry generated via leptogenesis. It will be proven that if leptogenesis takes place below the scale at which the flavor symmetry is broken ϵ_N vanishes in the limit of exact TBM. Viable leptogenesis becomes possible once departures -induced by higher order effective operators- are allowed. We will point out other pathways to leptogenesis in flavor models. We will closely follow references [12].

7.2. General considerations

With the addition of three RH neutrinos $N_{Ri=1,2,3}$ the standard model Lagrangian is extended with a new set of interactions that, in a generic basis in which the charged lepton Yukawa coupling matrix is diagonal, can be written as

$$-\mathcal{L} = -i\bar{N}_{Ri} \gamma_\mu \partial^\mu N_{Ri} + \bar{\ell}_{Lj} N_{Ri} \lambda_{ij} \phi + \frac{1}{2} \bar{N}_{Ri} C M_{Ri} \bar{N}_R^T + \text{h.c.} . \quad (7.1)$$

Here ℓ_L are the lepton $SU(2)$ doublets, $\phi^T = (\phi^+ \phi^0)$ is the Higgs electroweak doublet, M_{Ri} are the RH neutrino masses, C is the charge conjugation operator and λ is a 3×3 Yukawa matrix in flavor space (we will denote matrices in bold-face). In the seesaw limit $M_{Ri} \gg v$ (with $v \simeq 174$ GeV) the effective neutrino mass matrix is obtained once the heavy fields are integrated out:

$$\mathbf{m}_\nu^{\text{eff}} = -\mathbf{m}_D \hat{\mathbf{M}}_R^{-1} \mathbf{m}_D^T , \quad (7.2)$$

with $\mathbf{m}_D = v \lambda$. From now on we will assume the Lagrangian in (7.1) to be invariant under a flavor group G_F that enforces the TBM pattern. This has two implications. Firstly, the mass matrices \mathbf{m}_D , \mathbf{M}_R and $\mathbf{m}_\nu^{\text{eff}}$ are form-diagonalizable [14]. Secondly, the effective neutrino mass matrix is diagonalized by the TBM leptonic mass matrix, namely

$$\hat{D} U_{\text{TB}}^T \mathbf{m}_\nu^{\text{eff}} U_{\text{TB}} \hat{D} = \hat{\mathbf{m}}_\nu \quad \text{with} \quad U_{\text{TB}} = \begin{pmatrix} \sqrt{2/3} & 1/\sqrt{3} & 0 \\ -1/\sqrt{6} & 1/\sqrt{3} & -1/\sqrt{2} \\ -1/\sqrt{6} & 1/\sqrt{3} & 1/\sqrt{2} \end{pmatrix} , \quad (7.3)$$

where the matrix $\hat{D} = \text{diag}(e^{i\varphi_1}, e^{i\varphi_2}, 1)$ contains the low-energy Majorana CP phases. The matrices \mathbf{M}_R and \mathbf{m}_D , being in general non-diagonal, can be diagonalized according to

$$U_L \mathbf{m}_D U_R^\dagger = \hat{\mathbf{m}}_D \quad \text{and} \quad V_R^T \mathbf{M}_R V_R = \hat{\mathbf{M}}_R , \quad (7.4)$$

²This subject has been recently analyzed in a series of papers [9,10,11,12,13].

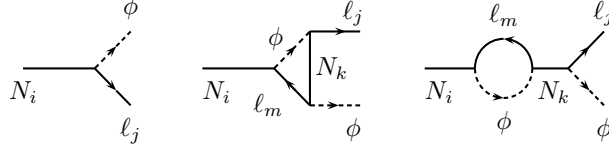


Figure 7.1. Tree-level and one-loop vertex and wave-function corrections responsible for the CP asymmetry in RH neutrino decays.

with $U_{L,R}$ and V_R unitary 3×3 matrices characterized in general by three rotation angles and six phases. By means of eqs. (7.3) and (7.4) eq. (7.2) can be rewritten as

$$\hat{m}_\nu = -\hat{D} (U_{TB}^T U_L) \hat{m}_\nu (U_R^\dagger V_R) \hat{M}_R (V_R^T U_R^*) \hat{m}_D (U_L^T U_{TB}) \hat{D}. \quad (7.5)$$

Since the mass matrices m_D and M_R are form-diagonalizable the corresponding diagonalization matrices $U_{L,R}$ and V_R do not depend upon the corresponding eigenvalues entering in the diagonal matrices \hat{m}_D and \hat{M}_R [14]. Accordingly, eq. (7.5) is satisfied if and only if the two following conditions are satisfied:

$$U_{TB}^T U_L = \hat{P}_L O_{D_i} \quad \text{and} \quad U_R^\dagger V_R = O_{D_i} \hat{P}_R O_{R_m}. \quad (7.6)$$

The matrices O_{D_i} and O_{R_m} are unitary and complex orthogonal matrices, respectively, that rotate the i and m degenerate eigenvalues in \hat{m}_D and \hat{M}_R . They are such that if there is no degeneracy in non of the two mass matrices $O_{D_i} = 1$ and $O_{R_m} = 1$. The matrices $\hat{P}_{L,R}$ are given by $\hat{P}_{L,R} = \text{diag}(e^{i\alpha_1^{L,R}}, e^{i\alpha_2^{L,R}}, e^{i\alpha_3^{L,R}})$ and thus taking \hat{M}_R to be real the following constraints on the CP phases must be satisfied:

$$\varphi_i + \alpha_i^L + \alpha_i^R + \gamma_i = 2k\pi \quad \text{and} \quad \alpha_3^L + \alpha_3^R + \gamma_3 = 2n\pi, \quad (7.7)$$

with γ_i the CP phases in \hat{m}_D .

In the basis in which the RH Majorana neutrino mass matrix is diagonal the Dirac mass matrix is given by

$$m_D^R = m_D V_R, \quad (7.8)$$

therefore, taking into account the results in (7.6) and (7.4), the Dirac mass matrix can be rewritten according to

$$m_D^R = U_{TB} \hat{P}_L \hat{m}_D \hat{P}_R O_{R_m}. \quad (7.9)$$

7.3. TBM and leptogenesis

Depending on the temperature regimen at which leptogenesis takes place the lepton doublets states that propagate in space-time can be either a superposition of flavor states or the actual flavor components. For temperatures above $\sim 10^{13}$ GeV the flavor composition of the lepton doublets produced in the out-of-equilibrium and CP violating decays of the lightest RH neutrino can be accurately neglected as all the standard model lepton Yukawa reactions are slow. In that case the amount of CP violation generated in RH neutrino decays is entirely determined by the CP violating asymmetry resulting from the interference between

the tree-level and one-loop vertex and wave-function Feynman diagrams depicted in figure 7.1. In the limit of a strongly hierarchical RH neutrino mass spectrum the result reads [15]

$$\epsilon_{N_i} = \frac{3}{8v^2\pi} \frac{1}{\left(m_D^{R\dagger} m_D^R\right)_{ii}} \sum_{i \neq k} \Im \left[\left(m_D^{R\dagger} m_D^R\right)_{ki}^2 \right] \frac{M_{R_i}}{M_{R_k}}. \quad (7.10)$$

From the result in eq. (7.9) the quantity $m_D^{R\dagger} m_D^R$ can be calculated, namely

$$m_D^{R\dagger} m_D^R = O_{R_m}^T \hat{m}_D^2 O_{R_m}. \quad (7.11)$$

From this expression it becomes clear that as long as the G_F flavor group enforces the mass matrices to be form-diagonalizable the CP violating asymmetry vanishes thus implying in the limit of TBM leptogenesis is not viable. Though we have stuck to the concrete TBM pattern this result remains valid regardless of the mixing scheme. As it has been stressed it is a consequence of the form-diagonalizable form of the mass matrices, which as long as we deal with an exact mixing pattern it is always the case.

A vanishing CP asymmetry, however, can be accommodated in several ways that we now briefly discuss in turn:

- Inclusion of higher order effective operators [11,12]:

Flavor models involve effective operators that result from integrating out heavy fields that account for quark masses and mixings. These effective operators, arising from example from a quark flavor model à la Froggatt-Nielsen [1], involve different powers of the ratio $\delta = \langle S \rangle / M_F$, where $\langle S \rangle$ is the vacuum expectation value of an electroweak singlet flavon that triggers the breaking of the corresponding quark flavor symmetry (a $U(1)_X$ in the case of Froggatt-Nielsen models) and M_F is the mass scale of the heavy vectorlike fields.

Whenever only leading order effective terms are included, that is to say order δ terms, there are no deviations from the exact mixing pattern. However, once next-to-leading order terms are included departures from this pattern are induced (the mass matrices deviate from there form-diagonalizable form) and thus the CP violating asymmetry becomes non-zero.

- Presence of new physical degrees of freedom [12,18]:

In models in which the effective neutrino mass matrix receives contributions from other degrees of freedom, as for example in models featuring an interplay between type I and type II seesaw, the CP asymmetry typically contains additional contributions. The additional terms can be -in principle- also constrained by the flavor symmetry thus leading to a vanishing ϵ_N . However, in general, these constraints are not so strong as in models entirely based in type I seesaw. Accordingly, realizations exhibiting type I and II seesaw models with a non-vanishing ϵ_N -even at order δ - can be constructed.

- The role of flavons [6]:

The analysis leading to the conclusion that the CP asymmetry vanishes in the limit of exact TBM has been done assuming leptogenesis takes place below the scale at which G_F is broken. A new twist occurs if the generation of the lepton asymmetry happens at energy scales at which G_F is still an exact symmetry (flavor symmetric phase). In that case the conventional contributions to the CP asymmetry (those given by the interference of the Feynman diagrams shown in fig. 7.1 are still zero but if: (a) some of the RH neutrinos lie in different representations of G_F ; (b) the flavons are lighter than one of the RH neutrino representations, new non-zero contributions to the CP asymmetry can be built thus allowing leptogenesis to proceed even in the flavor symmetric phase.

7.4. Conclusions

We have analyzed the viability of leptogenesis in seesaw I models extended with flavor symmetries and assuming the lepton asymmetry is generated in the flavor broken phase. For concreteness we have taken the TBM pattern and have shown that in the limit in which this pattern is exact the CP asymmetry in RH neutrino decays vanishes. We have also discussed several pathways to leptogenesis in this stage (flavor broken phase) which include the addition of next-to-leading order corrections (higher order effective operators) or the addition of new degrees of freedom, as would be the case in models with an interplay between type I and II seesaw. Finally we have commented on scenarios for leptogenesis taking place in the flavor symmetric phase pointing out the viability of leptogenesis relies -in these cases- on the role played by the scalar flavons.

REFERENCES

1. V. A. Kuzmin, V. A. Rubakov and M. E. Shaposhnikov, *Phys. Lett. B* **155**, 36 (1985).
2. D. Aristizabal Sierra, M. Losada and E. Nardi, *Phys. Lett. B* **659**, 328 (2008) [arXiv:0705.1489 [hep-ph]]; D. Aristizabal Sierra, L. A. Munoz and E. Nardi, *Phys. Rev. D* **80**, 016007 (2009) [arXiv:0904.3043 [hep-ph]].
3. P. Minkowski, *Phys. Lett. B* **67** 421 (1977); T. Yanagida, in *Proc. of Workshop on Unified Theory and Baryon number in the Universe*, eds. O. Sawada and A. Sugamoto, KEK, Tsukuba, (1979) p.95; M. Gell-Mann, P. Ramond and R. Slansky, in *Supergravity*, eds P. van Nieuwenhuizen and D. Z. Freedman (North Holland, Amsterdam 1980) p.315; P. Ramond, *Sanibel talk*, retroprinted as hep-ph/9809459; S. L. Glashow, in *Quarks and Leptons*, Cargèse lectures, eds M. Lévy, (Plenum, 1980, New York) p. 707; R. N. Mohapatra and G. Senjanović, *Phys. Rev. Lett.* **44**, 912 (1980); J. Schechter and J. W. F. Valle, *Phys. Rev. D* **22** (1980) 2227; *Phys. Rev. D* **25** (1982) 774.
4. For a review see: S. Davidson, E. Nardi and Y. Nir, *Phys. Rept.* **466**, 105 (2008) [arXiv:0802.2962 [hep-ph]].
5. S. Davidson, J. Garayoa, F. Palorini and N. Rius, *Phys. Rev. Lett.* **99**, 161801 (2007) [arXiv:0705.1503 [hep-ph]].
6. T. Schwetz, M. Tortola, J. W. F. Valle, [arXiv:1108.1376 [hep-ph]].
7. For a review see: G. Altarelli, F. Feruglio, *Rev. Mod. Phys.* **82** (2010) 2701-2729. [arXiv:1002.0211 [hep-ph]].
8. P. F. Harrison, D. H. Perkins and W. G. Scott, *Phys. Lett. B* **530**, 167 (2002) [hep-ph/0202074].
9. E. E. Jenkins, A. V. Manohar, *Phys. Lett. B* **668**, 210-215 (2008). [arXiv:0807.4176 [hep-ph]].
10. C. Hagedorn, E. Molinaro, S. T. Petcov, *JHEP* **0909**, 115 (2009). [arXiv:0908.0240 [hep-ph]].
11. E. Bertuzzo, P. Di Bari, F. Feruglio, E. Nardi, *JHEP* **0911**, 036 (2009). [arXiv:0908.0161 [hep-ph]].
12. D. Aristizabal Sierra, F. Bazzocchi, I. de Medeiros Varzielas, L. Merlo, S. Morisi, *Nucl. Phys. B* **827**, 34-58 (2010). [arXiv:0908.0907 [hep-ph]].
13. R. G. Felipe, H. Serodio, *Phys. Rev. D* **81**, 053008 (2010). [arXiv:0908.2947 [hep-ph]].
14. C. I. Low, R. R. Volkas, *Phys. Rev. D* **68**, 033007 (2003). [hep-ph/0305243].
15. L. Covi, E. Roulet and F. Vissani, *Phys. Lett. B* **384**, 169 (1996) [arXiv:hep-ph/9605319].
16. C. D. Froggatt, H. B. Nielsen, *Nucl. Phys. B* **147**, 277 (1979).
17. I. de Medeiros Varzielas, R. Gonzalez Felipe and H. Serodio, *Phys. Rev. D* **83**, 033007 (2011) [arXiv:1101.0602 [hep-ph]].
18. D. Aristizabal Sierra, Federica Bazzocchi, Ivo de Medeiros Varzielas. Paper in preparation.
19. D. Aristizabal Sierra and F. Bazzocchi, arXiv:1110.3781 [hep-ph].

Chapter 8

The challenge of low scale flavor symmetry

Federica Bazzocchi

Abstract

A relatively low scale flavor symmetry is deeply challenging from a phenomenological point of view. We discuss the constraints that have to be satisfied in presence of a unified description of electroweak and flavor symmetry breaking and we show how they apply in the context of specific models.

8.1. Introduction

Much effort in theoretical physics is currently devoted to many open questions related to flavor physics issues, like the generation of neutrino masses and the origin of fermion mass hierarchies and mixing matrices. The present picture offered by the Standard Model (SM) particles is actually like a *puzzle*. There are three families of quarks and leptons that present mass hierarchies and mixing completely different.

One of the most promising idea to explain flavor physics is the use of horizontal *flavor* symmetries that act on the three families. A crucial point is identifying the correct symmetry and the scale it should be broken. Flavor changing neutral current (FCNC) processes put a rough lower bound according if the flavor symmetry is local or global. By comparing the SM contribution to FCNC processes such as $K - \bar{K}$ oscillation we deduce that a global (local) flavor symmetry cannot be broken at a scale lower than $1 (10^6)$ TeV. The lower bound corresponding to a global flavor symmetry is particularly interesting because it is close to two other important scales: the electroweak (EW) scale and the typical scale associated to a weakly interacting cold Dark Matter (DM) candidate. May the new physics responsible of fermion masses and mixings be related to the EW symmetry breaking? or to the origin of DM? In this talk we address the constraints that such a low scale flavor symmetry has to satisfy considering both constraints arising by the Higgs physics as well as processes involving the fermion sector [5,6,8].

8.2. Low energy flavor symmetry

The current data on neutrino oscillations seem to point at one small and two large angles in the neutrino mixing matrix [36]. The most recent data indicate that while the solar and atmospheric mixing angles are still in striking agreement with the tri-bimaximal (TBM) [2,3] mixing pattern the reactor angle deviates from a vanishing value at more than 3σ . Nevertheless TBM mixing is still a good approximation of leptonic mixing.

As long as TBM mixing has been proposed as perfect-good- approximation of experimental data, the use of non-Abelian discrete flavor symmetries has been analyzed in different models (for a review see [4]) to generate both the mentioned lepton mixing patterns and the quark ones. In general, in those models, one introduces so called flavons, scalar fields charged in the flavor space, usually very heavy. Once the flavons develop specific vacuum expectation values (VEVs), this translates to structures in the masses and mixings of the fermions. However, imposing the correct symmetry breaking patterns on the flavons is highly non-trivial. This holds in particular if two or more flavons are used and the flavor group is broken in different directions. So far, only a few techniques have been developed, all of which need a supersymmetric context or the existence of extra dimensions [4].

Alternatively, one can look at models that require only one flavor symmetry breaking direction. In this case the scalar potential that implements the breaking can be non supersymmetric and does not require extra dimensions. Of particular interest is the possibility that one set of fields simultaneously takes the role of the flavons and SM Higgs fields, identifying the breaking scales of the electroweak and the flavor symmetries[8, 9,10]. In addition the flavor symmetry breaking may allow a residual global symmetry that could give rise to a DM candidate[11,12,8].

8.3. The A_4 Higgs Potential

As an example of EW-flavor symmetry unification we discuss a setup where the flavor symmetry group is A_4 and the field scalar content is given by three copies of the SM Higgs field, Φ_i belonging to the triplet representation of the discrete group. The scalar potential $A_4 \times SM$ is given by

$$\begin{aligned}
 V[\Phi_a] = & \mu^2(\Phi_1^\dagger\Phi_1 + \Phi_2^\dagger\Phi_2 + \Phi_3^\dagger\Phi_3) + \lambda_1(\Phi_1^\dagger\Phi_1 + \Phi_2^\dagger\Phi_2 + \Phi_3^\dagger\Phi_3)^2 + \\
 & + \lambda_3(\Phi_1^\dagger\Phi_1\Phi_2^\dagger\Phi_2 + \Phi_1^\dagger\Phi_1\Phi_3^\dagger\Phi_3 + \Phi_2^\dagger\Phi_2\Phi_3^\dagger\Phi_3) + \\
 & + \lambda_4(\Phi_1^\dagger\Phi_2\Phi_2^\dagger\Phi_1 + \Phi_1^\dagger\Phi_3\Phi_3^\dagger\Phi_1 + \Phi_2^\dagger\Phi_3\Phi_3^\dagger\Phi_2) + \\
 & + \frac{\lambda_5}{2} \left[e^{i\epsilon} \left[(\Phi_1^\dagger\Phi_2)^2 + (\Phi_2^\dagger\Phi_3)^2 + (\Phi_3^\dagger\Phi_1)^2 \right] + e^{-i\epsilon} \left[(\Phi_2^\dagger\Phi_1)^2 + (\Phi_3^\dagger\Phi_2)^2 + (\Phi_1^\dagger\Phi_3)^2 \right] \right],
 \end{aligned} \tag{8.1}$$

So far our scenario is nothing more that a special case of a multi higgs (MH) model with three scalar doublets.

We want to be as much as possible model independent. Thus we consider all the possible vacuum configurations (v_1, v_2, v_3) of the scalar potential given in eq.(8.1). and we discuss all the constraints related only to the Higgs-gauge boson Lagrangian. We postpone the model dependent analysis to next section. The first model independent constraint comes from the partial wave unitarity for the neutral two-particle amplitudes, which puts upper bounds on the scalar masses[13]. Then the light scalar mass region can be constrained considering the gauge boson decays. Moreover we may put an upper bound on the lightest neutral state mass considering the Higgs decay channel $h \rightarrow W^+W^-$ [14,15]. Finally the most stringent bounds arise by the oblique parameters TSU [16]. The results for the alignment (v, v, v) are shown in fig. 8.1.

Some configurations may be obtained only by tuning the potential parameters, giving rise to scalar spectrums characterized by very light or even massless particles as shown in fig. 8.2. In this case the A_4 scalar potential as to be adequately modified including soft breaking terms in order to be phenomenologically acceptable.

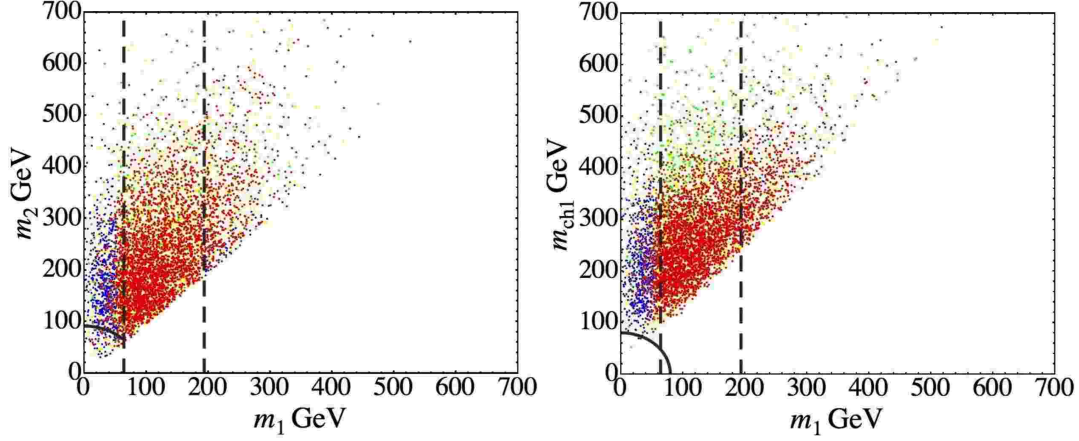


Figure 8.1. CP conserving alignment (v, v, v) : the upper panels show the lightest neutral mass m_1 versus the second lightest neutral mass m_2 and the lightest charged one m_{ch_1} respectively. The gray arc delimits the region below which the Z (W) decay channel opens. On the left plot the arc is only of 45° because $m_2 \geq m_1$. For points below the arc the Z (W) decay may happens. The dashed vertical lines indicates the approximated cuts that occur at $m_1 \sim m_Z/\sqrt{2}$ and $m_1 \sim 194$ GeV arising by bounds on the decays of/into gauge bosons. Only the red points satisfy all the constraints, included thus arising by the oblique parameters TSU .

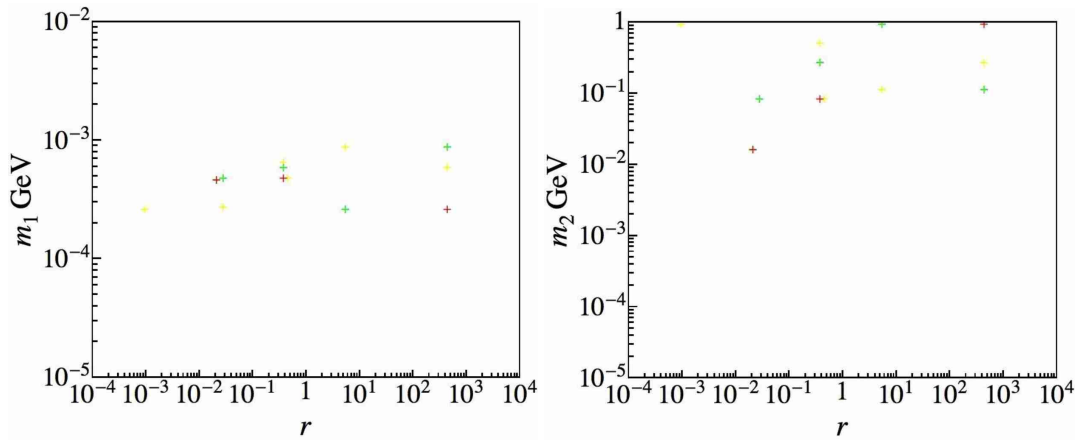


Figure 8.2. The alignment $(ve^{i\omega_1}, ve^{-i\omega_1}, rv)$: the panels show m_1 (on the left) and m_2 (on the right) versus r . The number of points is small because no tachyonic masses are obtained only by a large tuning of the potential parameter. Moreover the order of magnitude of the masses is extremely low.

8.4. The Fermion Processes

In this section we discuss the constraints arising by the interactions between the new Higgs sector and the SM fermions. When more than one Higgs boson couples to all the fermions, the fermion-Higgs interaction matrix generally is no longer diagonal and flavor violating processes can be mediated by the Higgs scalars and pseudoscalars. In this case, there are more channels available for rare fermion decays and meson oscillations. Experimental data place stringent bounds on the masses of the Higgses. We note that these bounds are dependent on details of the model, such as the A_4 representations of the fermions.

We consider four model: the model of Ma and Rajasekaran (Model 1) [8], the model of Morisi and Peinado (Model 2) [10], the model of Lavoura and Kuhbock (Model 3)[9] and the Discrete DM model (Model 4) [11,12,8]. It turns out that Model 1 is quite robust under the constraints from the Higgs sector and flavor violating processes as can be seen in fig.8.3, while the Models 2-3-4 are strongly affected by the experimental constraints, as can be seen in figs.8.4-8.5-8.6.

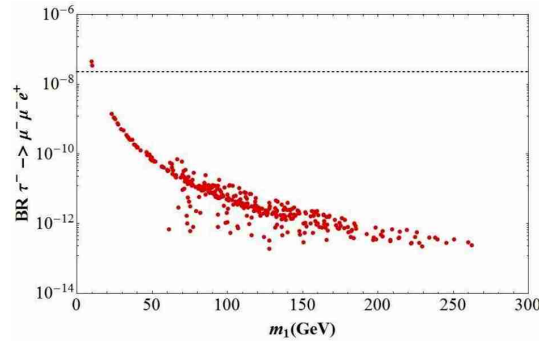


Figure 8.3. Model 1: the branching ratio for the decay $\tau^- \rightarrow \mu^- \mu^- e^+$ as a function of the smallest mass m_1 . The horizontal line corresponds to the experimental upper bound.

8.5. Conclusions

Low scale flavor symmetry allows a unified description of flavor and electroweak symmetry breaking. This realization is extremely challenging but a deep and careful analysis of the phenomenology of this class of flavor models is fundamental to test their validity beyond the prediction of the mixing patterns and in addition it is a powerful tool to discriminate among them.

REFERENCES

1. T. Schwetz, M. Tortola and J. W. F. Valle, New J. Phys. **13**, 109401 (2011) [arXiv:1108.1376 [hep-ph]].
2. P. F. Harrison, D. H. Perkins, and W. G. Scott, Phys. Lett. **B530** (2002) 167 [arXiv: hep-ph/0202074].

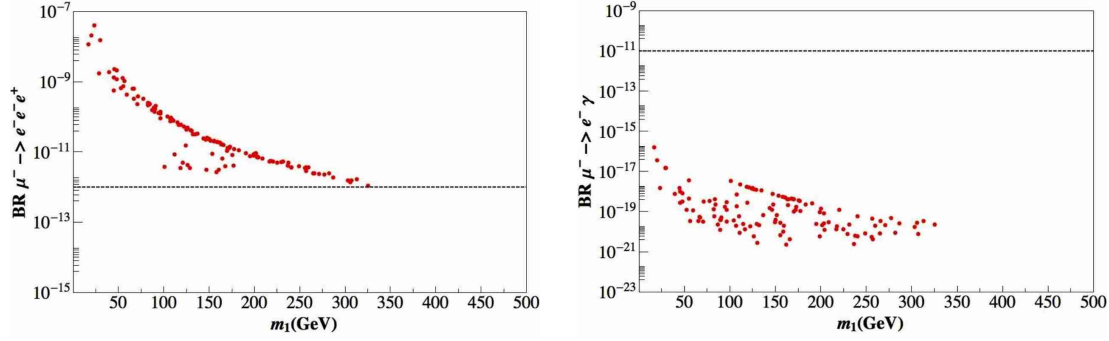


Figure 8.4. Model 2: on the left (right) side, the branching ratio of the decay of a $\mu^- \rightarrow e^- e^- e^+$ ($\mu^- \rightarrow e^- \gamma$) versus the lightest Higgs mass. The horizontal band is the experimental limit [14].

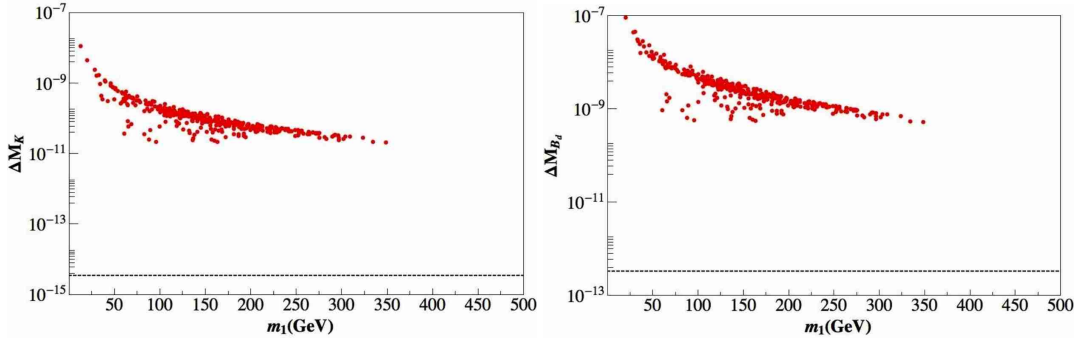


Figure 8.5. Model 3: ΔM_K and ΔM_{B_d} mass splittings versus the lightest Higgs mass. The horizontal lines correspond to the experimental values as reported in [17].

3. Z.-z. Xing, Phys. Lett. **B533** (2002) 85–93 [arXiv: hep-ph/0204049].
4. G. Altarelli and F. Feruglio, arxiv: 1002.0211.
5. R. de Adelhart Toorop, F. Bazzocchi, L. Merlo and A. Paris, JHEP **1103**, 035 (2011) [arXiv:1012.1791 [hep-ph]].
6. R. de Adelhart Toorop, F. Bazzocchi, L. Merlo and A. Paris, JHEP **1103**, 040 (2011) [arXiv:1012.2091 [hep-ph]].
7. R. d. A. Toorop, F. Bazzocchi and S. Morisi, arXiv:1104.5676 [hep-ph].
8. E. Ma and G. Rajasekaran, Phys. Rev. **D64** (2001) 113012 [arXiv: hep-ph/0106291].
9. L. Lavoura and H. Kuhbock, Eur. Phys. J. **C55** (2008) 303–308 [arXiv: 0711.0670].
10. S. Morisi and E. Peinado, Phys. Rev. **D80** (2009) 113011 [arXiv: 0910.4389].
11. M. Hirsch, S. Morisi, E. Peinado, and J. W. F. Valle, (2010) [arXiv: 1007.0871].
12. D. Meloni, S. Morisi, and E. Peinado, (2010) [arXiv: 1011.1371].

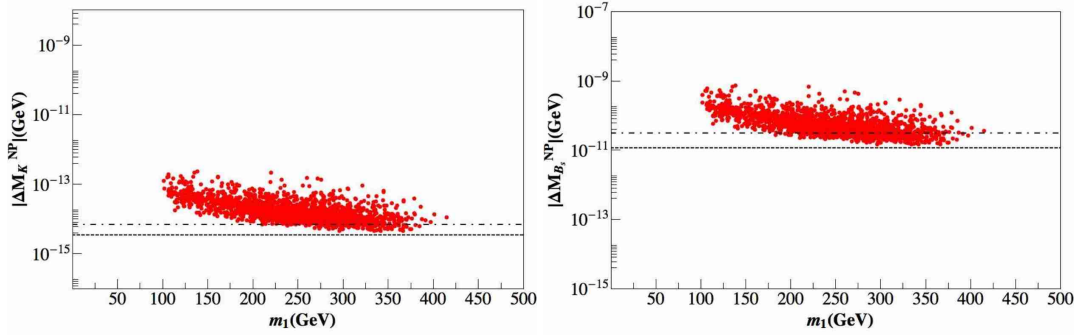


Figure 8.6. Model 4: K and B_s mesons oscillations: the contribution of the new physics to ΔM_K and to ΔM_{B_s} as function of the lightest Higgs mass. The short-dashed line indicates the current experimental value [17] that is rather well described by the Standard Model box diagrams. Naively, this is interpreted as an exclusion of the model, which is true in most of parameter space, but not in points where the Standard Model and new physics contributions partially cancel. These values correspond to the longer-dashed lines. We see that a small number of points is allowed by the data under the assumption of partial cancellation.

13. M. J. G. Veltman, Acta Phys. Polon. **B8** (1977) 475. B. W. Lee, C. Quigg, and H. B. Thacker, Phys. Rev. **D16** (1977) 1519. B. W. Lee, C. Quigg, and H. B. Thacker, Phys. Rev. Lett. **38** (1977) 883–885. R. Casalbuoni, D. Dominici, F. Feruglio, and R. Gatto, Nucl. Phys. **B299** (1988) 117.
14. K. Nakamura *et al.*, J. Phys. **G 37** (2010) 075021.
15. R. Barate *et al.*, Phys. Lett. **B565** (2003) 61–75 [arXiv: hep-ex/0306033]. CDF and D0 collaboration, arXiv: 0903.4001.
16. B. Holdom and J. Terning, Phys. Lett. **B247** (1990) 88–92. M. E. Peskin and T. Takeuchi, Phys. Rev. Lett. **65** (1990) 964–967. M. Golden and L. Randall, Nucl. Phys. **B361** (1991) 3–23. A. Dobado, D. Espriu, and M. J. Herrero, Phys. Lett. **B255** (1991) 405–414. M. E. Peskin and T. Takeuchi, Phys. Rev. **D46** (1992) 381–409. I. Maksymyk, C. P. Burgess, and D. London, Phys. Rev. **D50** (1994) 529–535 [arXiv: hep-ph/9306267]. W. Grimus, L. Lavoura, O. M. Ogreid, and P. Osland, Nucl. Phys. **B801** (2008) 81–96 [arXiv: 0802.4353]. W. Grimus, L. Lavoura, O. M. Ogreid, and P. Osland, J. Phys. **G35** (2008) 075001 [arXiv: 0711.4022].
17. A. J. Buras, M. V. Carlucci, S. Gori, and G. Isidori, JHEP **10** (2010) 009 [arXiv: 1005.5310].

Chapter 9

S_3 flavor symmetry at the LHC

G. Bhattacharyya, P. Leser, H. Päs

Abstract

Discrete symmetries employed to explain neutrino mixing and mass hierarchies are often associated with an enlarged scalar sector which might lead to exotic Higgs decay modes. We explore such a possibility in a scenario with S_3 flavor symmetry which requires three scalar $SU(2)$ doublets. The spectrum is fixed by minimizing the scalar potential, and we observe that the symmetry of the model leads to tantalizing Higgs decay models potentially observable at the CERN Large Hadron Collider (LHC).

9.1. Introduction

The permutation group S_3 is an attractive candidate to address the flavor puzzle. It was introduced in [15] and explored further in the article this work is based upon [24]. In this contribution we study the exciting prospect that such flavor models can predict *enlarged Higgs sectors with non-standard couplings to fermions and gauge bosons*. A full list of references can be found in the article this contribution is based upon [22].

The motivation for choosing S_3 is that it is the smallest non-abelian discrete symmetry group that contains a 2-dimensional irreducible representation which can connect two maximally mixed generations. It has three irreducible representations: $\mathbf{1}$, $\mathbf{1}'$ and $\mathbf{2}$, with multiplication rules: $\mathbf{2} \times \mathbf{2} = \mathbf{1} + \mathbf{1}' + \mathbf{2}$ and $\mathbf{1}' \times \mathbf{1}' = \mathbf{1}$. Besides facilitating maximal mixing through its doublet representation, S_3 provides two inequivalent singlet representations which play a crucial role in reproducing fermion masses and mixing. To accomplish the latter, three scalar $SU(2)$ doublets are introduced, which couple to the fermions as dictated by S_3 symmetry. It so happens that large mixing among up- and down-type quarks cancel each other in the Cabibbo matrix. Neutrino masses are separately generated by a type-II see-saw mechanism using scalar $SU(2)$ triplets, so that the mismatch between the large mixing of the charged leptons and the diagonal neutrino masses translates directly into the Pontecorvo-Maki-Nakagawa-Sakata matrix. In this paper we do not deal with those triplets, but explore the following avenues: (i) the mass spectrum and mixing of the scalars (ii) the gauge and Yukawa interactions of the neutral scalars, and (iii) different nonstandard production and decay modes of the neutral CP-even scalars leading to the possibility of their detection at the LHC.

For definiteness, we study the S_3 model pursued in [24] to explain the leptonic flavor structure. We con-

centrate on the complementary aspects by exploring the scalar sector. The assignments of the fermion and scalar fields are as follows:

$$\begin{aligned}
 (L_\mu, L_\tau) &\in \mathbf{2} & L_e, e^c, \mu^c &\in \mathbf{1} & \tau^c &\in \mathbf{1}', \\
 (Q_2, Q_3) &\in \mathbf{2} & Q_1, u^c, c^c, d^c, s^c &\in \mathbf{1} & b^c, t^c &\in \mathbf{1}', \\
 (\phi_1, \phi_2) &\in \mathbf{2} & \phi_3 &\in \mathbf{1},
 \end{aligned} \tag{9.1}$$

where the notations are standard and self-explanatory. The vacuum expectation values (VEVs) of the three scalar doublets $\phi_{1,2,3}$ induce spontaneous electroweak symmetry breaking (SSB).

9.2. Scalar potential and spectrum

We use the most general S_3 invariant scalar potential involving three scalar doublet fields given by [24]. It depends on two mass-like parameters m, m_3 and eight couplings $\lambda_{\{1,\dots,8\}}$. After SSB, nine degrees of freedom are left: three neutral scalars, two neutral pseudoscalars and two charged scalars with two degrees of freedom each. We denote the VEVs of ϕ_i by v_i and assume the λ_i 's to be real. For the purpose of generating maximal mixing in the lepton sector, we choose the vacuum alignment $v_1 = v_2 = v$. To ensure that the chosen vacuum alignment actually corresponds to a minimum of the potential, we adjust parameters to make sure that the determinant of the Hessian matrix is positive. In this case, the function is the scalar potential and the Hessian is just the mass matrix of the scalars. The positivity of the eigenvalues guarantees that the potential is minimized.

We now set out to find the spectrum of the three CP-even neutral scalars. We insert the expansion $\phi_i^0 = v_i + h_i$ into the scalar potential to obtain the mass matrix. After its diagonalization the weak basis scalars $h_{1,2,3}$ are expressed in terms of the physical scalars $h_{a,b,c}$ as

$$\begin{aligned}
 h_1 &= U_{1b} h_b + U_{1c} h_c - \frac{1}{\sqrt{2}} h_a, \\
 h_2 &= U_{2b} h_b + U_{2c} h_c + \frac{1}{\sqrt{2}} h_a, \\
 h_3 &= U_{3b} h_b + U_{3c} h_c,
 \end{aligned} \tag{9.2}$$

where U_{ib} and U_{ic} are analytically tractable but complicated functions of λ_i 's, v and v_3 , which we do not display. The condition $v_1 = v_2$ immediately leads to $U_{1b} = U_{2b}$ and $U_{1c} = U_{2c}$. The masses $m_{a,b,c}$ of the three CP-even neutral scalars are a result of the diagonalization of the mass matrix.

A few things are worth noting at this stage: (i) Since $\phi_{1,2,3}$ are all weak $SU(2)$ doublets, their VEVs are related as: $2v^2 + v_3^2 = v_{\text{SM}}^2$, where $v_{\text{SM}} \approx 246$ GeV.

(ii) One of the physical scalars is given by $h_a = (h_2 - h_1)/\sqrt{2}$, i.e. there is no dependence on $\lambda_{\{1,\dots,8\}}$ or on the VEVs.

(iii) We randomly vary the *magnitude* of the λ_i 's in the range $[0, 1]$, although slightly larger (but $< 4\pi$) values of $|\lambda_i|$ would have still kept the couplings perturbative. We *accept* a given set of $\{\lambda_1, \dots, \lambda_8, v\}$ only if it satisfies the minimization conditions.

(iv) It has been suggested in [24] that with *order one* Yukawa couplings, the ratio $v_3/v \sim 0.1$ reproduces the correct Cabibbo angle in the quark sector. We require $v_3/v \geq 0.6$ to ensure that m_b^2 stays above the accepted limit. Since h_b and h_c have similar gauge and Yukawa properties, quite different from those of h_a (see discussions later), we show the mass splitting $(m_c - m_b)$ against m_b in Fig. 9.1(a), and the relation between m_b and m_a in Fig. 9.1(b).

(v) The two CP-odd neutral scalars χ_a and χ_b can be light, with χ_a being lighter than 100 GeV and χ_b being lighter than 250 GeV. The charged scalars h_a^+ and h_b^+ are less restricted: They can be lighter than 250 GeV and 300 GeV respectively.

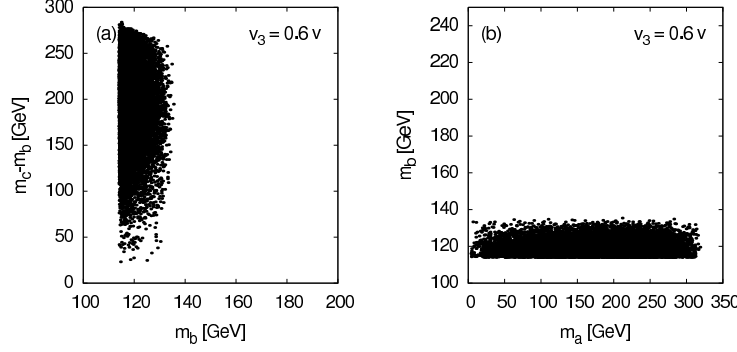


Figure 9.1. Results of a random search for allowed scalar masses for a fixed $v_3/v = 0.6$. In the left panel (a), we exhibit the splitting $(m_c - m_b)$ for different choices of m_b . In the right panel (b), we show the allowed range of m_a .

9.3. Scalar couplings to gauge and matter fields

The couplings of the symmetry basis h_i to W^\pm and Z are modified by a factor of $v_i/v_{\text{SM}} < 1$ compared to their SM expressions. In terms of the mass basis scalars, we observe the following: (i) The coupling of h_b to W^+W^- (or, ZZ) is the corresponding SM coupling multiplied by $(2vU_{1b} + v_3U_{3b})/v_{\text{SM}}$ and the corresponding factor for h_c is $(2vU_{1c} + v_3U_{3c})/v_{\text{SM}}$. (ii) The scalar h_a does not have h_aZZ or h_aWW couplings, unlike the other two scalars. This can be understood as follows. The gauge couplings of h_i arise from the linear expansion $\phi_i^0 = v_i + h_i$ in the kinetic term. Since $v_1 = v_2 = v$, the combination $(h_1 + h_2)$ will couple to gauge bosons as proportional to v . The orthogonal combination $(h_2 - h_1)$ that represents the physical scalar h_a – see Eq. (9.2) and point ii following it – will not have the usual scalar-gauge-gauge vertex. The four-point h_a^2ZZ and h_a^2WW couplings will, however, exist.

The couplings of $h_{b,c}$ to the quarks and leptons depend on the parameters v, v_3, λ_i and f_i (or, $g_i^{u/d}$), while the couplings of h_a to fermions depend only on f_i (or, $g_i^{u/d}$). The *physical* scalar couplings to the *mass basis* fermions are given by the following Yukawa matrices, displayed for the charged leptons as an example (the structures for the quark sector are similar *modulo* Cabibbo mixing):

$$Y_{h_a} = \begin{pmatrix} 0 & 0 & Y_{e_L\tau_R}^a \\ 0 & 0 & Y_{\mu_L\tau_R}^a \\ Y_{\tau_L e_R}^a & Y_{\tau_L \mu_R}^a & 0 \end{pmatrix}, \quad Y_{h_{b,c}} = \begin{pmatrix} Y_{e_L e_R}^{b,c} & Y_{e_L \mu_R}^{b,c} & 0 \\ Y_{\mu_L e_R}^{b,c} & Y_{\mu_L \mu_R}^{b,c} & 0 \\ 0 & 0 & Y_{\tau_L \tau_R}^{b,c} \end{pmatrix}. \quad (9.3)$$

The position of the zeros in the matrices deserves some attention. It turns out that $h_{a,b,c}$ have off-diagonal fermion couplings at tree level due to the absence of any natural flavor conservation. h_a couples *only* off-diagonally and one of the two fermions has to be from the third generation. $h_{b,c}$ couple diagonally as in the SM, *but also* possess small, numerically insignificant, off-diagonal couplings involving the first two generations.

In the present case, S_3 symmetry, under which both scalars and fermions transform nontrivially, is instrumental in suppressing the off-diagonal couplings. To provide intuitive understanding, we take, as an example, only the two-flavor μ - τ sector together with two neutral scalars h_1 and h_2 . It is not difficult to see that the combination $(h_2 - h_1)$, which corresponds to h_a , couples only off-diagonally, as mentioned earlier. But the other combination $(h_2 + h_1)$, which corresponds to $h_{b,c}$ following Eq. (9.2), couples only diagonally to physical

μ or τ . When we consider the quark sector, μ and τ would be replaced by second and third generation quarks which will have CKM mixing. This will yield off-diagonal entries for $h_{b,c}$ couplings to quarks suppressed by the off-diagonal CKM elements. The same happens for off-diagonal couplings involving the first two generations as well. In some setups where the fermion transformations under S_3 are not appropriately adjusted, the off-diagonal Yukawa couplings may become order one which induce sizable neutral scalar mediated rare processes, like $K_L \rightarrow \mu e$ or $K_L \rightarrow 2\pi$, at tree level. This requires those neutral scalars to lie beyond several TeV. But in our case, once we adjust the couplings to reproduce the fermion masses and mixing, the off-diagonal Yukawa couplings are determined too. The largest of them corresponds to $\bar{c}_L t_R h_a$, which is about 0.8. The second largest off-diagonal coupling is that for $\bar{s}_L b_R h_a$, and is about 0.02. The next in line is $\bar{\mu}_L \tau_R h_a$, whose coefficient is about 0.008. The others are orders of magnitude smaller, and are of no numerical significance. Although FCNC processes like $B_d - \bar{B}_d$ and $B_s - \bar{B}_s$ mixings proceed at tree level, the contributions are adequately suppressed even for light scalar mediators.

9.4. Collider signatures

The perturbativity condition $|\lambda_i| \leq 1$ and the requirement $m_{b/c} \geq 114 \text{ GeV}$ (for which we set $v_3/v \simeq 0.6$) yields m_b in the neighbourhood of 120 GeV and m_c within 400 GeV – see the scatter plots in Fig. 9.1. Both h_b and h_c would decay into the *usual* ZZ , WW , $b\bar{b}$, $\gamma\gamma$, \dots modes, but the dominant decay mode of h_b (or h_c) for the case of $m_a < m_b/2$ (or $m_a < m_c/2$) would be into $h_a h_a$. Recall that the existing limits on the Higgs mass depend crucially on the gauge coupling of the Higgs. Since $h_a ZZ$ or $h_a WW$ couplings are nonexistent, the mass of h_a is unconstrained, i.e. m_a can be lower than 114 GeV or larger than 200 GeV. We numerically calculate the strength of the $h_b h_a h_a$ coupling from the set of *acceptable* parameters characterizing the potential, and introduce a parameter k which is the ratio of the $h_b h_a h_a$ coupling and the $h_b WW$ coupling. The magnitude of k depends on the choice of λ_i and v_3 . Assuming $m_a = 50 \text{ GeV}$, we obtain k in the range of (5 – 30). Just to compare with a 2HDM for illustration, the corresponding k value, when the heavier Higgs weighing around 400 GeV decays into two lighter Higgs weighing 114 GeV each, is about 10.

In Fig. 9.2(a) we have plotted the branching ratio of $h_b \rightarrow h_a h_a$ as a function of m_b for two representative values $m_a = 50, 75 \text{ GeV}$, and for $k \sim 5$ and 30, which correspond to the smallest and largest k obtained from the set of *accepted* scalar parameters. We observe that till the WW or ZZ decay modes open up, the branching ratio $h_b \rightarrow h_a h_a$ is almost 100%.

As Fig. 9.2(b) suggests, as long as $m_a < m_t$, h_a will dominantly decay into jets, and one of them can be identified as the b -jet. The branching ratio of $h_a \rightarrow \mu\bar{\tau}$ is, nevertheless, not negligible (about 0.1). As shown in Fig. 9.2(c), for $m_a \ll m_t$, the branching ratio of $t \rightarrow h_a c$ is quite sizable, which decreases with increasing m_a . It may be possible to reconstruct h_a from $h_a \rightarrow \mu\bar{\tau}$. In fact, a light h_a would be copiously produced from the top decay at the LHC. On the other hand, if $m_a > m_t$, as can be seen again from Fig. 9.2(b), h_a decays to $t\bar{c}$ with an almost 100% branching ratio.

If k is large, then there is an interesting twist to the failed Higgs search at LEP-2. In this case, $h_b \rightarrow h_a h_a$ would overwhelm $h_b \rightarrow b\bar{b}$, and hence the conventional search for the SM-like scalar (h_b , as the lighter between h_b and h_c) would fail. This is similar to what happens in the next-to-minimal supersymmetric models, when the lightest scalar would dominantly decay into two pseudoscalars, and each pseudoscalar would then decay into $2b$ or 2τ final states. In view of these possible $4b$ or 4τ Higgs signals, LEP data have been reanalyzed putting constraints on the Higgs production cross section times the decay branching ratios. The possibility of the Higgs cascade decays into $4j$ ($j = \text{quark/gluon}$), $2j + 2$ photons and 4 photons has been studied too. From a study of $4b$ final states, a limit $m_h > 110 \text{ GeV}$ (for a SM-like Higgs) has been obtained (references can be found in [22]). From all other cascade decays the limit on m_h will be considerably weaker. Our h_a has the special feature that it has only off-diagonal Yukawa couplings involving one third-family fermion. If h_b is lighter than the top quark, it would decay as $h_b \rightarrow h_a h_a \rightarrow 2b + 2j$, and into $b + 1j + \mu + \tau$, the latter constituting a spectacular signal with two different lepton flavors μ and τ . The standard $2b$ and cascade $4b$

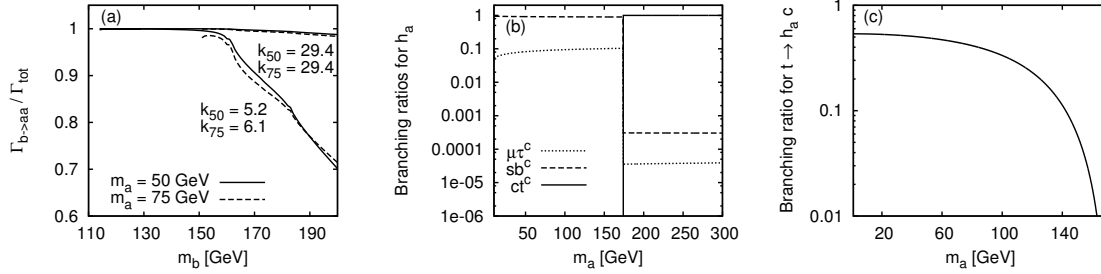


Figure 9.2. (a) Branching ratio of $h_b \rightarrow h_a h_a$ for two representative values of m_a , and in each case for smallest / largest values of k in the set of accepted scalar parameters which compares the strength of the $h_b h_a h_a$ coupling to the strength of $h_b WW$ coupling; (b) branching ratios for the decay of h_a , and (c) branching ratio of the top quark decay into h_a and charm quark.

decay searches are not sensitive to our final states, and so a value of m_b much lighter than 110 GeV is not ruled out.

9.5. Conclusions

The discrete flavor symmetry S_3 , besides successfully reproducing fermion masses and mixing, provides an extended Higgs sector having unconventional decay properties. We assume all the couplings to be real, and do not deal with the possibility of CP violation in this paper. The potential has been minimized requiring maximal mixing for the atmospheric neutrinos. In our setup, there are two scalars which are SM Higgs like, *except* that each of them can have a dominant decay into the third ($h_{b,c} \rightarrow h_a h_a$). The latter, i.e. h_a , has no $h_a VV$ -type gauge interactions, and has *only* flavor off-diagonal Yukawa couplings with one fermion from the third generation. It is not unlikely that by evading the conventional search strategies, both h_b and h_a are already buried in the existing LEP and Tevatron data.

REFERENCES

1. S. Pakvasa and H. Sugawara, Phys. Lett. B **73**, 61 (1978).
2. S. L. Chen, M. Frigerio and E. Ma, Phys. Rev. D **70**, 073008 (2004) [Erratum-ibid. D **70**, 079905 (2004)] [arXiv:hep-ph/0404084].
3. G. Bhattacharyya, P. Leser, H. Pas, Phys. Rev. **D83**, 011701 (2011). [arXiv:1006.5597 [hep-ph]].

Chapter 10

Different $SO(10)$ paths to fermion masses and mixings

G. Blankenburg

Abstract

We make a general study of $SO(10)$ models with type-II see-saw dominance and show that an excellent fit can be obtained for fermion masses and mixings, also in comparison with other realistic $SO(10)$ models.

10.1. Introduction

In the last twenty years we achieved a rather precise knowledge of the leptonic mixing angles, which, within the experimental accuracy, are consistent with the Tri-Bimaximal (TB) pattern [1] and, as such, are very different from the quark mixing angles. In fact the quark flavour structure is characterized by hierarchical masses and small mixing angles, while the lepton sector presents a milder hierarchy in the neutrino masses and two large and one small mixing angles.

It is well known that with the see-saw mechanism the very small neutrino masses point to a very high energy theory of lepton flavour, such as a Grand Unified Theory (GUT). In particular in this context, among the possible unified groups, $SO(10)$ is very interesting because the right-handed neutrinos are naturally introduced and are not gauge singlets, unlike the Standard Model or $SU(5)$. A still open and challenging problem is that of formulating a natural $SO(10)$ Grand Unified model leading to a good description of quark masses and mixing and, at the same time, with a TB lepton mixing structure built-in in a well defined first approximation, due, for example, to an underlying (broken) flavour symmetry. In $SO(10)$ the main added difficulty with respect to $SU(5)$ is clearly that all fermions in one generation belong to a single 16-dimensional representation, so that one cannot separately play with the properties of the $SU(5)$ -singlet right-handed neutrinos in order to explain the striking difference between quark and neutrino mixing.

10.2. A class of models

A promising strategy in order to separate charged fermions and neutrinos is to assume a renormalizable $SO(10)$ model with dominance of type-II see-saw [2](with respect to type-I see-saw) for the light neutrino mass matrix. In renormalizable $SO(10)$ models the fermion masses are generated by Yukawa couplings with Higgs fields transforming as **10**, $\overline{\mathbf{126}}$ (both symmetric) and **120** (antisymmetric) [3]

$$W_Y = h \psi \psi H_{10} + f \psi \psi H_{120} + h' \psi \psi H_{\overline{\mathbf{126}}}, \quad (10.1)$$

where the symbol ψ stands for the **16** dimensional representation of $SO(10)$ and H_i are the Higgs fields. I note that in this analysis we assume an underlying "parity" symmetry (justified by the fact that, as we shall see, the resulting fit is very good) that implies that all mass matrices obtained from h , h' and f are hermitian [4]. The resulting Yukawa mass matrices for the different fermions are:

$$\begin{aligned} M_u &= (h + r_2 f + r_3 h') v_u, & M_d &= r_1 (h + f + h') v_d, \\ M_e &= r_1 (h - 3f + c_e h') v_d, & M_{\nu D} &= (h - 3r_2 f + c_\nu h') v_u, \end{aligned} \quad (10.2)$$

and with type-II see-saw dominance the neutrino mass matrix is:

$$m_\nu = f v_L. \quad (10.3)$$

So if type-II see-saw is responsible for neutrino masses, then the neutrino mass matrix (proportional to f) is separated from the dominant contributions to the charged fermion masses (h for example) and can therefore show a completely different pattern. This is to be compared with the case of type-I see-saw where the neutrino mass matrix depends on the neutrino Dirac and Majorana matrices and, in $SO(10)$, the relation with the charged fermion mass matrices is tighter.

An important observation is that, without loss of generality, we can always go to a basis where the matrix f is of the TB type. In fact, if we start from a complex symmetric matrix f' not of the TB type, it is sufficient to diagonalise it by a unitary transformation U : $f'_{diag} = U^T f' U$ and then take the matrix

$$f = U_{TB}^* f'_{diag} U_{TB}^\dagger = U_{TB}^* U^T f' U U_{TB}^\dagger. \quad (10.4)$$

As a result the matrices f and f' are related by a change of the charged lepton basis induced by the unitary matrix $O = U U_{TB}^\dagger$ (in $SO(10)$ the matrix O rotates the whole fermion representations $\mathbf{16}_i$). Since TB mixing is a good approximation to the data we argue that this basis is a good starting point. In fact in this basis the deviations from TB mixing will be generated by the mixing angles from the diagonalisation of M_e which in $SO(10)$ are strongly related to the CKM angles and so are automatically small, while in general could be large.

10.3. The analysis

An interesting question is to see to which extent the data are compatible with the constraints implied by this interconnected structure. So here we do not consider the problem of formulating a flavour symmetry or another dynamical principle that can lead to approximate TB mixing, but rather study the performance of the type-II see-saw $SO(10)$ model in fitting the data on fermion masses in comparison with other models architectures.

As comparison models we use a set of realistic $SO(10)$ theories with different features: renormalizable or not, with lopsided or with symmetric mass matrices, with various assumed flavour symmetries, with different types of see-saw and so on. Of course in these models TB mixing appears as accidental, and some dedicated parameters are available to fit the observed neutrino masses and mixing angles without a specific TB structure

Model	d.o.f.	χ^2	$\chi^2/\text{d.o.f.}$	d_{FT}	d_{Data}
DR	4	0.41	0.10	7.0×10^3	1.3×10^3
ABB	6	2.8	0.47	8.1×10^3	3.8×10^3
JLM	4	2.9	0.74	9.4×10^3	3.8×10^3
BSV	< 0	6.9	-	2.0×10^5	3.8×10^3
JK2	3	3.4	1.1	4.7×10^5	3.8×10^3
GK	0	0.15	-	1.5×10^5	3.8×10^3
T-IID	1	0.13	0.13	4.7×10^5	3.8×10^3

Table 10.1

Fit results for each model as explained in the text

implemented. The models considered are [5]: Dermisek, Raby (DR); Albright, Babu, Barr (ABB); Ji, Li, Mohapatra (JLM); Bajc, Senjanovic, Vissani (BSV); Joshipura, Kodrani (JK2); Grimus, Kuhbock (GK).

Each model is compared with the same set of data on masses and mixing given at the GUT scale (except for DR that requires a large value of $\tan \beta$) [5]. In this part of the analysis we do not consider the new result from the T2K experiment on the lepton angle θ_{13} . The results of the analysis are shown in Tab. 10.1, where it is shown the χ^2 and the $\chi^2/\text{d.o.f.}$ obtained from the fit for each model. We also introduce as additional quality factor a parameter d_{FT} for a quantitative measure of the amount of fine-tuning of parameters which is needed in each model. This adimensional quantity is obtained as the sum of the absolute values of the ratios between each parameter and its error (defined for this purpose as the shift from the best fit value that changes χ^2 by one unit with all other parameters fixed at their best fit values), $d_{FT} = \sum | \frac{\partial \chi^2}{\partial \text{par}_i} |$. It has to be compared with a similar number d_{Data} based on the data (i.e. the sum of the absolute values of the ratios between each observable and its error as derived from the input data), $d_{Data} = \sum | \frac{\text{obs}_i}{\text{err}_i} |$.

Moreover we analyse also the model T-IID in the light of the recent results from the T2K collaboration, which give indications of a non zero reactor angle. In particular we compared the model with the old set of data for charged leptons masses and CKM mixings and with the new global neutrino fit [6], giving for the reactor angle at 3σ :

$$\sin^2 \theta_{13} = 0.013^{+0.022}_{-0.012} \quad (10.5)$$

We show our results in Tab. 10.2. We note that the goodness of the fit is substantially unchanged compared with the old analysis, showing that in this class of models it is possible to obtain the desired (very small before T2K or more sizeable now) corrections to zero θ_{13} from the charged lepton sector, taking into account an appreciable amount of finetuning.

Model	d.o.f.	χ^2	$\chi^2/\text{d.o.f.}$	d_{FT}	d_{Data}
T-IID	1	0.14	0.14	4.6×10^5	3.8×10^3

Table 10.2

Fit results for the model T-IID after T2K data

In conclusion we have shown that a $SO(10)$ model with type-II see-saw dominance can achieve a very good fit of fermion masses and mixings also including the neutrino sector (provided that the representations **10**, **$\overline{126}$** and **120** are all included) and also after the T2K results. The quality of the fit in terms of χ^2 and $\chi^2/\text{d.o.f.}$ is better than or comparable with any other realistic $SO(10)$ model that we have tested. However,

the tight structure of the T-IID model implies a significantly larger amount of fine tuning with respect to more conventional models like the DR or the ABB and JLM models. But those models have no built-in TB mixing and in fact could accommodate a wide range of mixing angle values.

REFERENCES

1. P.F. Harrison, D.H. Perkins, W.G. Scott, Phys. Lett. B 530 (2002) 167.
2. K.S. Babu, R.N. Mohapatra, Phys. Rev. D 22 (1980) 2227.
3. C.S. Aulakh, S.K. Garg, arXiv:0612021 [hep-ph].
4. B. Dutta, Y. Mimura, R.N. Mohapatra, Phys. Lett. B 603 (2004) 35.
5. G. Altarelli, G. Blankenburg, JHEP 1103 (2011) 133.
6. T. Schwetz, M. Tortola, J. W. F. Valle, arXiv:1108.1376 [hep-ph].

Chapter 11

Stability of dark matter from A_4 flavor symmetry

M. S. Boucenna

Abstract

We investigate a model in which Dark Matter is stabilized by means of a Z_2 parity remnant of a non-abelian discrete flavor symmetry that accounts for the observed patterns of neutrino mixing. In this A_4 example the standard model is extended by three extra Higgs doublets and the Z_2 parity emerges from the spontaneous breaking of A_4 after electroweak symmetry breaking. We perform an analysis of the parameter space of the model consistent with electroweak precision tests, collider searches and perturbativity. We determine the regions compatible with the observed relic dark matter density and we present prospects for detection in direct as well as indirect Dark Matter search experiments.

11.1. Introduction

The existence of Dark Matter (DM) is by now well established, owing to various cosmological and astrophysical observations. The nature of this non-baryonic component of the total mass of the Universe is still elusive though, despite great experimental and theoretical efforts over many years. Elucidating the nature of DM constitutes one of the most important challenges modern cosmology and particle physics are facing.

Still, we do have some clues about how it *should* be [1,2]. Among the most important conditions a DM candidate is required to satisfy are neutrality, stability over cosmological time scales, and agreement with the observed relic density. While the neutrality of the particle is usually easy to accommodate theoretically, its stability is assumed *ad-hoc* in most cases.

A new mechanism of stabilizing DM has been proposed in, Ref. [3] in which the stability originates from the flavor structure of the standard model, linking DM to neutrino physics. Indeed the same discrete flavor symmetry that explains neutrino mixing patterns [2] is the origin of the DM candidate stability¹. This link between two sectors that show a striking need for physics beyond the standard model is attractive and has come under further scrutiny in a series of works, see [6,7] for instance.

¹For models based on non-Abelian discrete symmetries but with a decaying dark matter candidate we refer the reader to Ref.[5] for instance.

11.2. The Model

The model considered in [3] is based on the A_4 discrete group, the group of even permutations of four objects. Matter fields are assigned to its irreducible representations in the following way: The standard model Higgs doublet H is assigned to the singlet representation, while the three additional Higgs doublets $\eta = (\eta_1, \eta_2, \eta_3)$ transform as an A_4 triplet, namely $\eta \sim 3$. The model has in total four Higgs doublets, implying the existence of four CP even neutral scalars, three physical pseudoscalars, and three physical charged scalar bosons. In the fermion sector we have four right-handed neutrinos; three transforming as an A_4 triplet $N_T = (N_1, N_2, N_3)$, and one singlet N_4 . Quarks are A_4 -blind hence no prediction on their mixing matrix is given (cf. [8] for the case of a non-trivial charge assignment).

The lepton and Higgs assignments are summarized in table 11.1.

	L_e	L_μ	L_τ	l_e^c	l_μ^c	l_τ^c	N_T	N_4	\hat{H}	η
$SU(2)$	2	2	2	1	1	1	1	1	2	2
A_4	1	1'	1''	1	1''	1'	3	1	1	3

Table 11.1

Summary of the relevant quantum numbers

The resulting leptonic Yukawa Lagrangian is:

$$\begin{aligned}
\mathcal{L} = & y_e L_e l_e^c \hat{H} + y_\mu L_\mu l_\mu^c \hat{H} + y_\tau L_\tau l_\tau^c \hat{H} + \\
& + y_1' L_e (N_T \eta)_1 + y_2' L_\mu (N_T \eta)_{1''} + y_3' L_\tau (N_T \eta)_{1'} + \\
& + y_4' L_e N_4 \hat{H} + M_1 N_T N_T + M_2 N_4 N_4 + \text{h.c.}
\end{aligned} \tag{11.1}$$

This way the field \hat{H} is responsible for quark and charged lepton masses, the latter automatically diagonal. The scalar potential is:

$$\begin{aligned}
V = & \mu_\eta^2 \eta^\dagger \eta + \mu_{\hat{H}}^2 \hat{H}^\dagger \hat{H} + \lambda_1 [\hat{H}^\dagger \hat{H}]_1^2 + \lambda_2 [\eta^\dagger \eta]_1^2 + \lambda_3 [\eta^\dagger \eta]_{1'} [\eta^\dagger \eta]_{1''} \\
& + \lambda_4 [\eta^\dagger \eta]_{1'} [\eta^\dagger \eta]_{1''} + \lambda_4' [\eta^\dagger \eta]_{1''} [\eta^\dagger \eta]_{1'} + \lambda_5 [\eta^\dagger \eta]_1 [\eta^\dagger \eta]_1 + \lambda_6 ([\eta^\dagger \eta]_{3_1} [\eta^\dagger \eta]_{3_1} + \text{h.c.}) \\
& + \lambda_7 [\eta^\dagger \eta]_{3_1} [\eta^\dagger \eta]_{3_2} + \lambda_8 [\eta^\dagger \eta]_{3_1} [\eta^\dagger \eta]_{3_2} + \lambda_9 [\eta^\dagger \eta]_{1'} [\hat{H}^\dagger \hat{H}] + \lambda_{10} [\eta^\dagger \hat{H}]_{3_1} [\hat{H}^\dagger \eta]_{3_1} \\
& + \lambda_{11} ([\eta^\dagger \eta]_1 \hat{H} \hat{H} + \text{h.c.}) + \lambda_{12} ([\eta^\dagger \eta]_{3_1} [\eta^\dagger \hat{H}]_{3_1} + \text{h.c.}) + \lambda_{13} ([\eta^\dagger \eta]_{3_2} [\eta^\dagger \hat{H}]_{3_1} + \text{h.c.}) + \lambda_{14} ([\eta^\dagger \eta]_{3_1} \eta^\dagger \hat{H} + \text{h.c.}) \\
& + \lambda_{15} ([\eta^\dagger \eta]_{3_2} \eta^\dagger \hat{H} + \text{h.c.})
\end{aligned} \tag{11.2}$$

where $[\dots]_{3_{1,2}}$ is the product of two triplets contracted into one of the two triplet representations of A_4 , and $[\dots]_{1,1',1''}$ is the product of two triplets contracted into a singlet representation of A_4 . In what follows we assume, for simplicity, CP conservation so that all the couplings in the potential are real. For convenience we also assume $\lambda_4 = \lambda_4'$ in order to have manifest conservation of CP in our chosen A_4 basis.

The minimization of the scalar potential results in :

$$\langle H^0 \rangle = v_H \neq 0, \quad \langle \eta_1^0 \rangle = v_\eta \neq 0, \quad \langle \eta_{2,3}^0 \rangle = 0, \tag{11.3}$$

where all vevs are real. This vev alignment breaks the group A_4 to its subgroup Z_2 responsible for the stability of the DM as well as for the neutrino phenomenology [3].

The stability of the DM

As a consequence of the fields assignments there are no couplings with charged fermions and quarks. The only Yukawa interactions of the lightest neutral component of $\eta_{2,3}$ are with the heavy $SU(3) \otimes SU(2) \otimes U(1)$ singlet right-handed neutrinos. This state is charged under the Z_2 parity that survives after the spontaneous breaking of the flavor symmetry.

We now show the origin of such a parity symmetry.

The group A_4 , has two generators: S , and T , that satisfy the relations $S^2 = T^3 = (ST)^3 = I$. In the three dimensional basis S is given by

$$S = \begin{pmatrix} 1 & 0 & 0 \\ 0 & -1 & 0 \\ 0 & 0 & -1 \end{pmatrix}. \quad (11.4)$$

S is the generator of the Z_2 subgroup of A_4 . The alignment $\langle \eta \rangle \sim (1, 0, 0)$ breaks spontaneously A_4 to Z_2 since $(1, 0, 0)$ is manifestly invariant under the S generator. The Z_2 residual symmetry is defined as

$$\begin{aligned} N_1 &\rightarrow +N_1, & \eta_1 &\rightarrow +\eta_1, \\ N_2 &\rightarrow -N_2, & \eta_2 &\rightarrow -\eta_2, \\ N_3 &\rightarrow -N_3, & \eta_3 &\rightarrow -\eta_3, \end{aligned} \quad (11.5)$$

The rest of the matter fields being Z_2 even. The DM candidate of the model corresponds to the lightest Z_2 -odd neutral spin zero particle which, for the sake of definiteness, we take as the CP-even state. The parameters of the model relevant for the DM phenomenology are 8 (scalar) masses, 7 couplings and the ratio of the vacuum expectation values $\tan \beta = v_H/v_\eta$.

Neutrino phenomenology

We present here the main results obtained in Ref.[3] concerning the neutrino phenomenology.

The model contains four heavy right-handed neutrinos. It is therefore a special case, called (3,4), of the general type-I seesaw mechanism [9]. Light neutrinos get Majorana masses by means of the type-I seesaw relation. The reactor mixing angle θ_{13} is null and the hierarchy is inverse. The atmospheric angle, the solar angle and the two square mass differences can be fitted. The model implies a neutrinoless double beta decay effective mass parameter in the range 0.03 to 0.05 eV at 3σ , within reach of upcoming experiments.

Before moving to the calculation of the relic abundance in the next section we consider the phenomenological constraints on the parameter space of the model.

11.3. Phenomenological constraints

In order to find the viable regions in parameter space where to perform our study of dark matter, we must impose the following constraints to the model :

- *Electroweak precision tests*

We compute the effect on T induced by the scalars following [10] and we impose the bounds from electroweak measurements [1]: $-0.08 \leq T \leq 0.14$.

- *Collider bounds*

The bounds imposed by LEP II on the masses of the neutral scalars in our model are similar to those constraining the Inert Doublet Model, given in Ref.[12]. The excluded region that we adopt is taken from Fig.7 of Ref.[12]. We impose a lower limit on the masses of the Z_2 even neutral and charged scalars of 114 GeV and 100 GeV respectively.

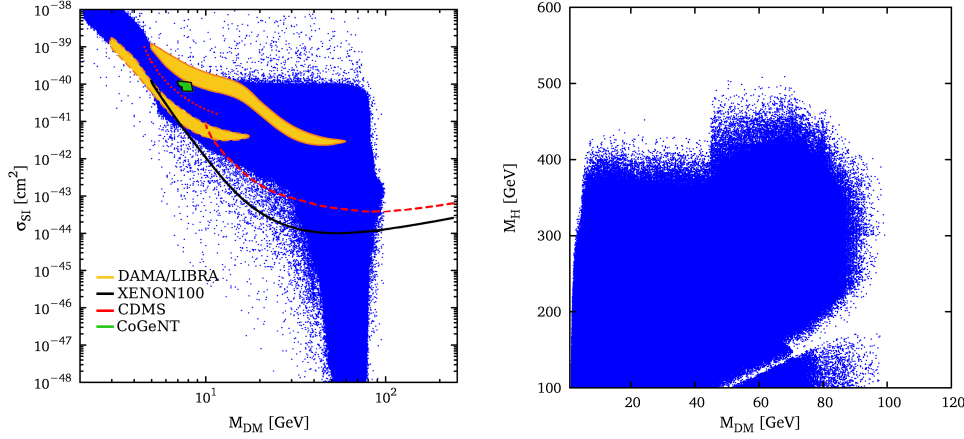


Figure 11.1. Left plot: Spin-independent DM scattering cross section off-protons as a function of the dark matter mass. The orange regions delimited by the dashed (solid) line show the DAMA/LIBRA annual modulation regions including (neglecting) the channeling effect [13]. The green region corresponds to the COGENT data [14]. Dashed and dotted red lines correspond to the upper bound from CDMS (respectively from [15] and [16]). XENON100 bounds [17] are shown as a solid black line. Right plot: Regions in the plane DM mass (M_{DM}) - lightest Higgs boson M_H allowed by collider constraints and leading to a DM relic abundance compatible with WMAP measurements.

- *Perturbativity and vacuum stability*

The requirement of perturbativity imposes the following bounds on the Yukawa couplings of the model $\lambda_i \lesssim \sqrt{4\pi}$ and $\tan \beta > 0.5$.

Finally we must impose the stability of the vacuum which translate as a set of inequalities to be satisfied by the couplings of the models.

11.4. Relic Density and (In)Direct Detection

The thermal relic abundance of H_2 is controlled by its annihilation cross section into SM particles. In order to study the viable regions of the model we perform a random scan over the 16-dimensional parameter space (λ_i and $\tan \beta$) and compute the dark matter relic abundance using the micrOMEGAs package[18,19] for the points satisfying the constraints discussed in Sec.11.3.

In Fig. 11.1 we show the regions with a correct relic abundance in the plane DM mass (M_{DM}) and the lightest Higgs boson mass M_H . For dark matter masses well below the W^\pm threshold, dark matter annihilations into fermions are driven by the s-channel exchange of the Higgs scalars of the model.

For $M_H \lesssim 400$ GeV the annihilation cross-sections are large enough to obtain the correct relic density for all DM masses up to the W^\pm threshold. At larger Higgs boson masses, annihilations into light fermions are suppressed so that the relic abundance is typically too large unless efficient co-annihilations with the pseudoscalar A_2 are present. For lighter dark matter particles, strong co-annihilations cannot be reconciled with LEP II constraints as these require $M_{A_2} \gtrsim 100$ GeV [12]. On the other hand, the absence of points on

the strip corresponding to the line $M_{DM} \sim M_H/2$ is associated with the H resonance that enhances the DM annihilation cross section giving a too small Dark Matter abundance.

For dark matter masses larger than M_W the annihilation cross section into gauge bosons is typically large enough so that H_2 cannot account for the desired relic density.

The prospects for direct dark matter detection in underground experiments are of particular interest. We see in Fig.11.1 that the model can potentially explain the DAMA annual modulation data [20,21] as well as the excess recently found in the COGENT experiment [14]. The present upper limits on the spin independent DM scattering cross section off nucleons can already exclude a large region of the parameter space of the model but do not constrain the mass of the DM candidate. Note that the direct detection plot of Fig.11.1 has been updated from [22] to include recent results of XENON100[17] and COGENT[14].

Indirect dark matter searches through astrophysical observations are not currently probing the model apart from some small regions of the parameter space where the dark matter annihilation cross section is enhanced via a Breit-Wigner resonance. For further details about this study we refer the reader to [22].

11.5. Conclusions and discussion

We have studied a model where the stability of the dark matter particle arises from a flavor symmetry. The A_4 non-abelian discrete group accounts both for the observed pattern of neutrino mixing as well as for DM stability. We have analyzed the constraints that follow from electroweak precision tests, collider searches and perturbativity. Relic dark matter density constraints exclude the region of the parameter space where simultaneously $M_{DM} \lesssim 40$ GeV and $M_H \gtrsim 400$ GeV because of the resulting over-abundance of dark matter. We have also analyzed the prospects for direct dark matter detection and found that, although they already exclude a large region of the parameter space, we cannot constrain the mass of the DM candidate. In contrast, indirect DM detection is not yet sensitive enough to probe our predictions.

All of the above relies mainly on the properties of the scalar sector responsible for the breaking of the gauge and flavour symmetry. A basic idea of our approach is to link the origin of dark matter to the origin of neutrino mass and the understanding of the pattern of neutrino mixing, two of the most outstanding challenges in particle physics today. Note however that the connection of dark matter to neutrino properties depends strongly on how the symmetry breaking sector couples to the leptons.

11.6. Acknowledgments

This work has been done in collaboration with Martin Hirsch, Stefano Morisi, Eduardo Peinado, Marco Taoso and Jose W.F. Valle.

REFERENCES

1. G. Bertone, D. Hooper, and J. Silk, "Particle dark matter: Evidence, candidates and constraints," *Phys.Rept.*, vol. 405, pp. 279–390, 2005.
2. M. Taoso, G. Bertone, and A. Masiero, "Dark Matter Candidates: A Ten-Point Test," *JCAP*, vol. 0803, p. 022, 2008.
3. M. Hirsch, S. Morisi, E. Peinado, and J. W. F. Valle, "Discrete dark matter," *Phys.Rev.*, vol. D82, p. 116003, 2010.
4. T. Schwetz, M. Tortola, and J. W. F. Valle, "Three-flavour neutrino oscillation update," *New J.Phys.*, vol. 10, p. 113011, 2008.
5. Y. Kajiyama and H. Okada, "T(13) Flavor Symmetry and Decaying Dark Matter," 2010.
6. D. A. Eby and P. H. Frampton, "Dark Matter from Binary Tetrahedral Flavor Symmetry," 2011.
7. A. Adulpravitchai, B. Batell, and J. Pradler, "Non-Abelian Discrete Dark Matter," *Phys.Lett.*, vol. B700, pp. 207–216, 2011.

8. R. d. A. Toorop, F. Bazzocchi and S. Morisi, Nucl. Phys. B **856** (2012) 670 [arXiv:1104.5676 [hep-ph]].
9. J. Schechter and J. W. F. Valle, "Neutrino Masses in $SU(2) \times U(1)$ Theories," *Phys.Rev.*, vol. D22, p. 2227, 1980.
10. W. Grimus, L. Lavoura, O. Ogreid, and P. Osland, "A Precision constraint on multi-Higgs-doublet models," *J.Phys.G*, vol. G35, p. 075001, 2008.
11. K. Nakamura *et al.*, "Review of particle physics," *J. Phys.*, vol. G37, p. 075021, 2010.
12. E. Lundstrom, M. Gustafsson, and J. Edsjo, "The Inert Doublet Model and LEP II Limits," *Phys. Rev.*, vol. D79, p. 035013, 2009.
13. N. Fornengo, S. Scopel, and A. Bottino, "Discussing direct search of dark matter particles in the Minimal Supersymmetric extension of the Standard Model with light neutralinos," *Phys.Rev.*, vol. D83, p. 015001, 2011.
14. C. Aalseth, P. Barbeau, J. Colaresi, J. Collar, J. Diaz Leon, *et al.*, "Search for an Annual Modulation in a P-type Point Contact Germanium Dark Matter Detector," *Phys.Rev.Lett.*, vol. 107, p. 141301, 2011.
15. Z. Ahmed *et al.*, "Dark Matter Search Results from the CDMS II Experiment," *Science*, vol. 327, pp. 1619–1621, 2010.
16. Z. Ahmed *et al.*, "Results from a Low-Energy Analysis of the CDMS II Germanium Data," *Phys.Rev.Lett.*, 2010.
17. E. Aprile *et al.*, "Dark Matter Results from 100 Live Days of XENON100 Data," *Phys.Rev.Lett.*, vol. 107, p. 131302, 2011.
18. G. Belanger, F. Boudjema, P. Brun, A. Pukhov, S. Rosier-Lees, *et al.*, "Indirect search for dark matter with micrOMEGAs2.4," *Comput.Phys.Commun.*, vol. 182, pp. 842–856, 2011.
19. G. Belanger, F. Boudjema, A. Pukhov, and A. Semenov, "Dark matter direct detection rate in a generic model with micrOMEGAs2.1," *Comput. Phys. Commun.*, vol. 180, pp. 747–767, 2009.
20. R. Bernabei *et al.*, "New results from DAMA/LIBRA," *Eur. Phys. J.*, vol. C67, pp. 39–49, 2010.
21. R. Bernabei *et al.*, "Search for WIMP annual modulation signature: Results from DAMA / NaI-3 and DAMA / NaI-4 and the global combined analysis," *Phys. Lett.*, vol. B480, pp. 23–31, 2000.
22. M. S. Boucenna, M. Hirsch, S. Morisi, E. Peinado, M. Taoso, *et al.*, "Phenomenology of Dark Matter from A_4 Flavor Symmetry," *JHEP*, vol. 1105, p. 037, 2011.

Chapter 12

Aspects of family symmetries

Ivo de Medeiros Varzielas

Abstract

We take tri-bi-maximal mixing and decompose the effective neutrino matrix to derive predictions in terms of their masses. We extend this phenomenological analysis to other mass-independent mixing schemes. We classify models through the group structure of their symmetries to point out connections between the groups and the phenomenological analysis.

We study the UV completion of family symmetry models, which in general improves the predictivity over effective models - we illustrate important features by minimally completing an A_4 model. We also show that family symmetries can provide Yukawa alignment for multi-Higgs doublet models.

12.1. Phenomenology

The work summarised here is based in [1] (which also includes a more complete list of references).

We consider tri-bi-maximal mixing (TB) to be a good description of leptonic mixing. The effective neutrino mass matrix with TB mixing can be written without loss of generality in the form

$$m_{\text{TB}} = U_{\text{TB}} d_\nu U_{\text{TB}}^T = \frac{1}{3} \begin{pmatrix} 2x' + 3y' + z' & -x' + z' & -x' + z' \\ -x' + z' & 2x' + z' & -x' + 3y' + z' \\ -x' + z' & -x' + 3y' + z' & 2x' + z' \end{pmatrix}, \quad (12.1)$$

where $d_\nu = \text{diag}(x' + y', y' + z', x' - y')$, and U_{TB} is the TB mixing matrix. The mass matrix m_{TB} can be separated into three components,

$$m_{\text{TB}} = x' C + y' P + z' D, \quad (12.2)$$

$$C = \frac{1}{3} \begin{pmatrix} 2 & -1 & -1 \\ -1 & 2 & -1 \\ -1 & -1 & 2 \end{pmatrix}, P = \begin{pmatrix} 1 & 0 & 0 \\ 0 & 0 & 1 \\ 0 & 1 & 0 \end{pmatrix}, D = \frac{1}{3} \begin{pmatrix} 1 & 1 & 1 \\ 1 & 1 & 1 \\ 1 & 1 & 1 \end{pmatrix} \quad (12.3)$$

C , P , D respectively denote the well-known magic, μ - τ symmetric, and democratic matrices. This decomposition is useful to classify models according to the parameters x' , y' , and particularly z' . If either x' or y' vanishes the neutrino mass spectrum is degenerate, which is excluded by the experimental data and so only z' can be absent in eq. (12.2). In the basis where the charged leptons are diagonal and real, the effective low-energy leptonic mixing can be written

$$U_\nu = e^{-i\sigma_1/2} U_{\text{TB}} \begin{pmatrix} 1 & & \\ & e^{i\gamma_1} & \\ & & e^{i\gamma_2} \end{pmatrix}, \quad (12.4)$$

with $\gamma_1 = (\sigma_1 - \sigma_2)/2$, $\gamma_2 = (\sigma_1 - \sigma_3)/2$, being the Majorana phases and $\sigma_{1,3} = \arg(x' \pm y')$, $\sigma_2 = \arg(y' + z')$. In turn, the neutrino masses read as

$$\begin{aligned} m_1 &= |xe^{i\alpha_1} + y| = (x^2 + y^2 + 2xy \cos \alpha_1)^{1/2}, \\ m_2 &= |y + ze^{i\alpha_2}| = (y^2 + z^2 + 2yz \cos \alpha_2)^{1/2}, \\ m_3 &= |xe^{i\alpha_1} - y| = (x^2 + y^2 - 2xy \cos \alpha_1)^{1/2}, \end{aligned} \quad (12.5)$$

where $x = |x'|$, $y = |y'|$, $z = |z'|$, and $\alpha_1 = \arg x' - \arg y'$, $\alpha_2 = \arg z' - \arg y'$. The sign of $(m_3 - m_2)$ is dictated by the ordering of the masses, positive for normal and negative for inverted ordering. In terms of the parameters $\alpha_{1,2}$, x , y , z , from eq. (12.5) we obtain:

$$\Delta m_{21}^2 = z(z + 2y \cos \alpha_2) - x(x + 2y \cos \alpha_1), \quad \Delta m_{31}^2 = -4xy \cos \alpha_1. \quad (12.6)$$

As we will discuss, the democratic component in eq. (12.2) is naturally absent or suppressed in many FS models so we study what are the phenomenological implications. When $z = 0$ we have $\Delta m_{21}^2 = -x(x + 2y \cos \alpha_1)$. By definition $\Delta m_{21}^2 > 0$, so $\pi/2 < \alpha_1 < 3\pi/2$ and thus from eq. (12.6) $\Delta m_{31}^2 > 0$ enforces a normal hierarchy. Choosing α_1 as the free parameter, we have

$$m_1 = (y^2 - \Delta m_{21}^2)^{1/2}, \quad m_2 = y, \quad m_3 = (y^2 + \Delta m_{31}^2 - \Delta m_{21}^2)^{1/2}, \quad (12.7)$$

$$x = \frac{(\Delta m_{31}^2 - 2\Delta m_{21}^2)^{1/2}}{\sqrt{2}}, \quad y = -\frac{1}{2\sqrt{2} \cos \alpha_1} \frac{\Delta m_{31}^2}{(\Delta m_{31}^2 - 2\Delta m_{21}^2)^{1/2}}. \quad (12.8)$$

The Majorana phases are $\gamma_1 = \arg(xe^{i\alpha_1} + y)/2$ and $\gamma_2 = \gamma_1 - \arg(xe^{i\alpha_1} - y)/2$. From eqs. (12.7) and (12.8), we conclude that the lightest neutrino mass has a lower bound, $m_1^{\text{low}} \simeq 1.56 \times 10^{-2}$ eV, for $\alpha_1 = \pi$. Moreover, the effective mass parameter m_{ee} that governs $0\nu\beta\beta$ decay is approximately given by

$$m_{ee} = \frac{m_2}{3} \left[2 \left(2 - \frac{\Delta m_{12}^2}{m_2^2} \right) (1 + \cos 2\gamma_1) + 1 - 2 \frac{\Delta m_{12}^2}{m_2^2} \right]^{1/2} \quad (12.9)$$

and attains its lowest value m_{ee}^{low} at $\alpha_1 = \pi$, when m_2 is also minimal:

$$m_{ee}^{\text{low}} \simeq m_2^{\text{low}} \sqrt{1 - \frac{2}{3} \frac{\Delta m_{12}^2}{(m_2^{\text{low}})^2}} \simeq 1.64 \times 10^{-2} \text{ eV}. \quad (12.10)$$

We now consider that a small democratic contribution is present. It can be seen from eq. (12.6) that an inverted hierarchy is now allowed for small values of z . Furthermore, such a hierarchy is easier to achieve

when $\alpha_2 = 0$; for other values of α_2 , the inverted hierarchy is, in general, excluded for $z \lesssim 0.01$ eV. Assuming small z and $\alpha_2 = 0$, the mass spectrum is

$$m_1 \simeq (y^2 - \Delta m_{21}^2 + 2yz)^{1/2}, m_2 \simeq (y^2 + 2yz)^{1/2}, m_3 \simeq (y^2 + \Delta m_{31}^2 - \Delta m_{21}^2 + 2yz)^{1/2}, \quad (12.11)$$

so the solar mass-squared difference in eq. (12.6) can be approximated by $\Delta m_{21}^2 \simeq 2yz - x(x + 2y \cos \alpha_1)$, with the $2yz$ term enabling the inverted spectrum. The parameters x and y no longer have a closed form (as in eq. (12.8)) but one can solve numerically for the mass spectrum. For illustration, in Fig. 28.1 we present the neutrino mass spectrum as a function of the phase α_1 for $z = 0.1$ eV and $\alpha_2 = 0, \pi/2, \pi$. We find that for $z \geq z_{\text{lim}} \simeq 3.3 \times 10^{-3}$ eV, an inverted mass hierarchy is allowed and this limiting case is shown in the lower left plot of Fig. 28.1 ($z = z_{\text{lim}}$ and $\alpha_2 = 0$). In Fig. 29.2, we present the $0\nu\beta\beta$ parameter m_{ee} for $\alpha_2 = 0$ and $z = 0.1$ eV or $z = z_{\text{lim}}$.

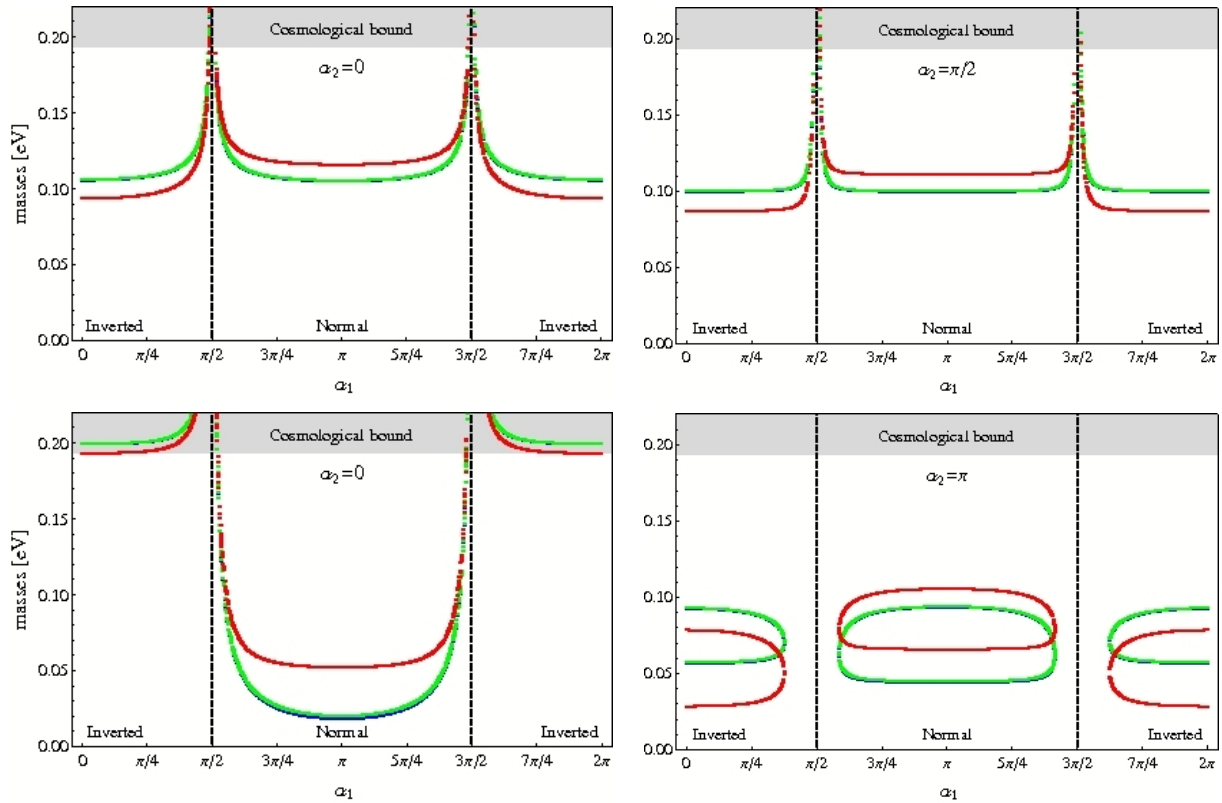


Figure 12.1. Curves correspond to m_i ordered according to the hierarchy as function of α_1 for $z = 0.1$ eV and $z = z_{\text{lim}} \simeq 3.3 \times 10^{-3}$ eV with $\alpha_2 = 0$ (left) and for $z = 0.1$ eV and $\alpha_2 = \pi/2, \pi$ (right).

In addition to TB mixing, there are other mass-independent structures that can reproduce the observed leptonic mixing angles at leading order. The entire phenomenological analysis discussed so far is straightforwardly generalised to other mass-independent structures. If m_ν is exactly diagonalised by the unitary matrix

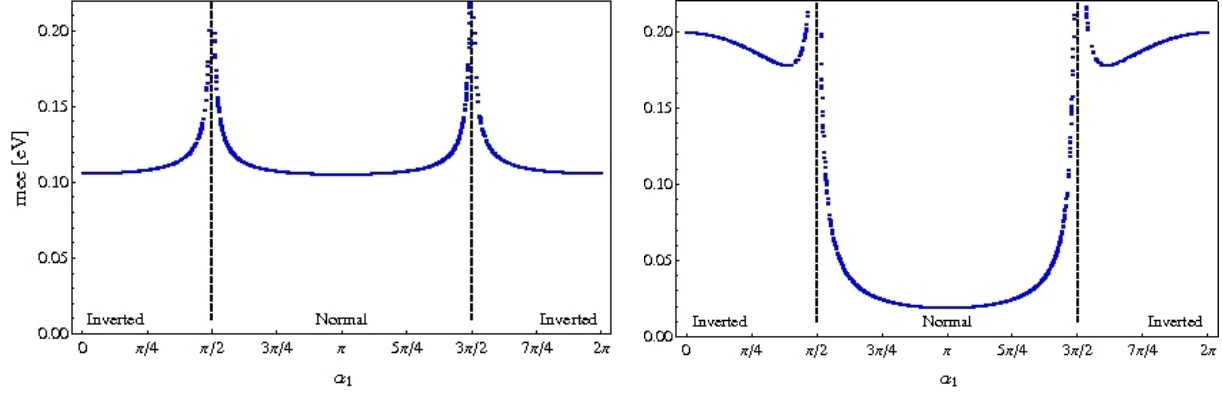


Figure 12.2. m_{ee} for $\alpha_2 = 0$, $z = 0.1$ eV (left) and $z = z_{\text{lim}} \simeq 3.3 \times 10^{-3}$ eV (right).

U_X in a given mass-independent mixing scheme, then $m_\nu = U_X d_\nu U_X^T$. Expressing the mixing in terms of U_{TB} and an appropriate rotation K_X , then $U_X = K_X U_{\text{TB}}$ and we rewrite

$$m_\nu = K_X m_{\text{TB}} K_X^T. \quad (12.12)$$

The decomposition of the neutrino mass matrix in eq. (12.2) is maintained with each component rotated appropriately by K_X and the analysis in terms of x', y', z' holds. Although the mixing matrix is different, many conclusions drawn for TB mixing remain valid for any mass-independent mixing structure. In particular, results that depend only on the neutrino mass spectrum are unchanged. On the other hand since m_{ee} depends directly on the first row of the mixing matrix, it depends on the mixing scheme - although as the mixing angles are constrained by the experimentally allowed ranges, all viable mass-independent schemes should lead to very similar predictions for m_{ee} .

The effective neutrino mass term is written as the operator $\ell_i H \ell_j H(\dots)$, where (\dots) denotes additional fields that may be present. To establish what kind of family invariants lead to desired structures, it is important to consider the mechanism responsible for the effective term. In the type-I (III) seesaw, heavy right-handed fermion singlets (triplets) are added to the Standard Model (SM). The type-I seesaw Lagrangian is $\mathcal{L}_\nu = Y_D^{ij} \bar{\ell}_i H N_j + M_R^{ij} \bar{N}_i^c N_j$, where N_i are the right-handed neutrino fields, Y_D is the Dirac-neutrino Yukawa coupling matrix, and M_R is the heavy Majorana neutrino mass matrix. The type-III Lagrangian is similar, with the right-handed neutrino N replaced by the fermion triplet and the appropriate $SU(2)$ contractions. In type-II seesaw, heavy scalar triplets Δ_a are added and the Lagrangian has $Y_a^{ij} \bar{\ell}_i^c \ell_j \Delta_a$. The neutrino mass matrix structure arising from any of these is controlled by the allowed contractions, and in order to obtain TB mixing from FS invariants it is necessary to specify the representations. Within type-I seesaw, M_R is constructed from invariants with repeated representations and if N belongs to singlet representations there are too many parameters for mass-independent textures to arise without fine-tuning. Thus N must be a family triplet, and the invariant contractions could be NN (if allowed) or $NN\phi$ - depending on the group and the Vacuum Expectation Values (VEVs) of the ϕ fields, the P , C and/or D structures may appear. Within type-II seesaw, the effective neutrino mass matrix is obtained directly from repeated representations: ℓ must be a triplet representation with family invariant contractions $\ell\ell$ or $\ell\ell\phi$. Notice also that in general H and Δ are considered as FS singlets but it may be possible to replace ϕ by assigning the H and Δ as FS multiplets.

Considering in detail the representations, we can formulate general arguments to justify the absence or

suppression of the democratic contribution to m_{TB} . We start with A_4 ($\Delta(32^2)$) as the FS and assume the VEV $\langle \phi \rangle \propto (1, 1, 1)$ (VEV alignment should be addressed in actual models). With just this VEV we can get P from $\ell\ell$ and C from $\ell\ell\phi$ to obtain TB with $z' = 0$. In order to produce D one must use higher order terms such as $(\ell\phi)(\ell\phi)$. It is therefore legitimate to consider that in A_4 models z' naturally vanishes or is small in comparison with other contributions. Now with $\Delta(3n^2)$ and $n > 2$ consider $n = 3$, i.e., $\Delta(27)$. There are only 2 triplet irreps. In this case, the $\ell\ell$ term is not allowed and the two choices for three triplet invariants repeating the same irrep. are equivalent and are not readily useful to obtain TB. For $n = 4$, i.e., $\Delta(48)$ there are 5 triplet irreps which can be labeled as $(0, 1)$, $(0, 2)$, $(0, 3)$, $(1, 1)$, and $(3, 3)$. A similar three-triplet invariant that produces C in A_4 can result from one of the outcomes of e.g. $(0, 2) \times (0, 1) \times (0, 1)$, but never available with a repeated $(0, 2)$ irrep which would be required to get the invariant $\ell\ell$ like in A_4 . If we assign ℓ to e.g. $(0, 1)$ it is possible to obtain all three structures at the cost of an extra VEV. From a $(0, 3)$ scalar in the $(1, 1, 1)$ direction, the product $(0, 3) \times (0, 1) \times (0, 1)$ allows the invariant necessary for the C matrix, while the product $(0, 2) \times (0, 1) \times (0, 1)$ allows an invariant from which both P and D can be constructed with VEVs in the $(1, 0, 0)$ and $(1, 1, 1)$ directions respectively. In this sense $\Delta(48)$ is the smallest $\Delta(3n^2)$ group for which the effective neutrinos naturally contain the democratic structure that allows an inverted mass spectrum.

The overarching conclusion is that it proves useful to decompose mass-independent leptonic mixing in particular ways, as doing so can reveal interesting phenomenological results that may even be linked directly with the group structure of the FS generating the mixing.

12.2. UV completions

The work described very briefly here is based in [2]. We intend to demonstrate the benefits that UV completions of FS models can provide. A_4 models giving TB are usually constructed at the non-renormalisable level. One such model has charged leptons given by:

$$\begin{aligned}
 w_\ell = & \frac{y_\tau}{\Lambda} \tau^c (\varphi_T \ell) h_d + \frac{y_\mu}{\Lambda^2} \mu^c (\varphi_T \varphi_T \ell) h_d + \frac{y'_\mu}{\Lambda^2} \mu^c (\varphi_T \ell)'' \xi' h_d + \\
 & + \frac{y_e}{\Lambda^3} e^c (\varphi_T \varphi_T \ell)'' \xi' h_d + \frac{y'_e}{\Lambda^3} e^c (\varphi_T \ell)' \xi'^2 h_d + \frac{y''_e}{\Lambda^3} e^c (\varphi_T \ell)' (\varphi_T \varphi_T)'' h_d + \\
 & + \frac{y'''_e}{\Lambda^3} e^c (\varphi_T \ell)'' (\varphi_T \varphi_T)' h_d + \frac{y_e^{\text{iv}}}{\Lambda^3} e^c (\varphi_T \ell) (\varphi_T \varphi_T) h_d .
 \end{aligned} \tag{12.13}$$

We explicitly introduce messenger fields. The content and charge assignment are listed in table 12.1.

	χ_τ	χ_1	χ_2	χ_3	χ_τ^c	χ_1^c	χ_2^c	χ_3^c
A_4	3	1''	1'	1''	3	1'	1''	1'
Z_4	i	-1	-1	$-i$	$-i$	-1	-1	i

Table 12.1

Transformation properties of the messengers under A_4 , Z_3 .

With the chosen field content the renormalisable terms of completed model are

$$w_\ell = M_{\chi_A} (\chi_A^c \chi_A) + h_d (\ell \chi_\tau^c) + \tau^c (\varphi_T \chi_\tau) + \mu^c \xi' \chi_1 + e^c \xi' \chi_3 + (\varphi_T \chi_\tau)'' \chi_1^c + (\varphi_T \chi_\tau)' \chi_2^c + \chi_3^c \xi' \chi_2 . \tag{12.14}$$

In the complete model several superfluous effective terms of the original model are absent (due to the messenger content). Focusing on the terms that produce the μ, e masses we see that the completed model only has one of each, with e.g. the μ mass arising through the diagram in figure 12.3. The conclusion is that UV completions can readily avoid terms that are present at the non-renormalisable level, enabling more control over the model and therefore increasing predictivity.

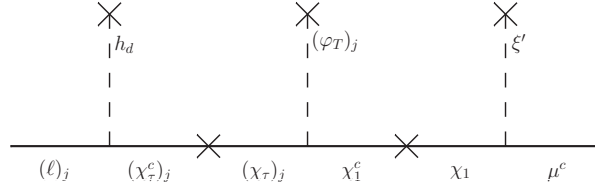


Figure 12.3. Mass term of the muon in the UV complete model.

12.3. Multi-Higgs alignment

The work described extremely briefly here is based in [3]. Exact Yukawa alignment in multi-Higgs double models (MHDM) can be achieved through FSs through two requirements: a single FS Invariant Combination (FSIC) is allowed for each family; all Higgs $SU(2)$ doublets FS singlets. The single allowed FSIC can then be invariant under the SM by coupling to any of the doublets. Symbolically (or explicitly, depending on the familon structure) these requirement can be summarised as:

$$\mathcal{L}_f = \sum_{A=1}^N c_A^f H_A (F_j \hat{\chi}_f^{jl} f_l^c). \quad (12.15)$$

Where f denotes the family (fermion doublet F and singlet f^c), A runs over the N doublets H_A . c_A^f is explicitly the only Yukawa coefficient for that family and doublet: each Yukawa has the same structure, given by the spurion (or actual familon) so the Yukawas of each H_A are aligned. As a generalisation, dropping the constraining single FSIC requirement while maintaining the Higgs as FS singlets means that FSs with a single dominant FSIC can achieve approximate Yukawa alignment - conveniently in line with the requirements of the charged fermion structures (strongly hierarchical third generation). The conclusion: FSs are a potential solution to the flavor problem associated with MHDM.

REFERENCES

1. I. de Medeiros Varzielas, R. Gonzalez Felipe, H. Serodio, Phys. Rev. **D83** (2011) 033007. [arXiv:1101.0602 [hep-ph]].
2. I. de Medeiros Varzielas and L. Merlo, JHEP **1102** (2011) 062 [arXiv:1011.6662 [hep-ph]].
3. I. de Medeiros Varzielas, Phys. Lett. **B701** (2011) 597-600. [arXiv:1104.2601 [hep-ph]].

Chapter 13

SUSY adjoint $SU(5)$ grand unified model with S_4 flavor symmetry

Gui-Jun Ding

Abstract

We construct a supersymmetric (SUSY) $SU(5)$ model with the flavor symmetry $S_4 \times Z_3 \times Z_4$. Three generations of adjoint matter fields are introduced to generate the neutrino masses via the combined type I and type III see-saw mechanism. The first two generations of the the 10 dimensional representation in $SU(5)$ are assigned to be a doublet of S_4 , the second family 10 is chose as the first component of the doublet, and the first family as the second component. Tri-bimaximal mixing in the neutrino sector is predicted exactly at leading order, charged lepton mixing leads to small deviation from the tri-bimaximal mixing pattern. Subleading contributions introduce corrections of order λ_c^2 to all three lepton mixing angles. The model also reproduces a realistic pattern of quark and charged lepton masses and quark mixings.

13.1. Introduction

So far there is convincing evidence that the so-called solar and atmospheric anomaly can be well explained through the neutrino oscillation. A very good approximation for the lepton mixing matrix is provided by the so-called Tri-bimaximal (TB) pattern [1], which suggests the following values of the mixing angles

$$\sin^2 \theta_{12}^{TB} = \frac{1}{3}, \quad \sin^2 \theta_{23}^{TB} = \frac{1}{2}, \quad \sin \theta_{13}^{TB} = 0 \quad (13.1)$$

which agrees at about the 1σ level with the data. We note that recently new data from T2K collaboration [3] and corresponding fits [3,10] indicate a 3σ evidence of a non-vanishing θ_{13} with a relatively "large" central value. The simple structure of the TB mixing matrix suggests that there may be some symmetry underlying the lepton sector. In the past years, it is found that the flavor symmetry based on finite discrete groups particularly A_4 is particularly suitable to reproduce this constant texture. S_4 is claimed to be the minimal group which can predict the TB mixing without ad hoc assumptions, from the group theory point of view [5]. In this work, we shall present a model combining the S_4 flavor symmetry with the $SU(5)$ grand unified theory (GUT) [6].

13.2. The model

Fields	T_3	$(T_2, T_1)^T$	F	A	H_5	H_{45}	$H_{\bar{5}}$	$H_{\bar{45}}$	H_{24}	χ	φ	ζ	ϕ	η	Δ	ξ
$SU(5)$	10	10	$\bar{5}$	24	5	45	$\bar{5}$	$\bar{45}$	24	1	1	1	1	1	1	1
S_4	1₁	2	3₁	3₁	1₁	1₁	1₁	1₁	1₁	3₁	2	1₂	3₁	2	3₁	1₁
Z_3	1	ω	1	1	1	1	ω	1	1	1	1	1	ω^2	ω^2	ω	ω
Z_4	1	i	$-i$	i	1	-1	1	-1	1	-1	-1	-1	i	i	i	i
$U(1)_R$	1	1	1	1	0	0	0	0	0	0	0	0	0	0	0	0

Table 13.1

Fields and their transformation properties under the symmetry groups $SU(5)$, S_4 , Z_3 and Z_4 , where $\omega = e^{i2\pi/3} = (-1 + i\sqrt{3})/2$.

The flavor symmetry group of the model is $S_4 \times Z_3 \times Z_4$, where the auxiliary symmetry $Z_3 \times Z_4$ plays an important role in eliminating unwanted couplings, ensuring the needed vacuum alignment and reproducing the observed fermion mass hierarchies. We introduce three generations chiral superfields A in the adjoint **24** representation in addition to $\bar{5}$ matter fields denoted by F and the tenplet **10** dimensional matter fields denoted by $T_{1,2,3}$. The neutrino masses are generated through the combination of type I and type III see-saw mechanism in the present model. In the Higgs sector H_{24} , H_5 , $H_{\bar{5}}$, H_{45} and $H_{\bar{45}}$ are included. Moreover, flavon fields are introduced to spontaneously break the S_4 flavor symmetry. The transformation properties of all the fields under $SU(5)$, S_4 , Z_3 and Z_4 are summarized in Table 13.1. We note that the first two generations of the tenplet are assigned to be a doublet of S_4 , the second family **10** is taken to be the first component of the doublet, and the first family as the second component. If we reverse the assignment, the down quark and strange quark masses would be of the same order without fine tuning unless some special mechanisms are introduced such as Ref. [7]. Using the standard driving field method, we can show that the scalar components of the flavon fields acquire vacuum expectation values (VEV) according to the following scheme [6],

$$\begin{aligned}
 \langle \chi \rangle &= \begin{pmatrix} v_\chi \\ v_\chi \\ v_\chi \end{pmatrix}, \quad \langle \varphi \rangle = \begin{pmatrix} v_\varphi \\ v_\varphi \\ v_\varphi \end{pmatrix}, \quad \langle \zeta \rangle = 0, \quad \langle \phi \rangle = \begin{pmatrix} 0 \\ v_\phi \\ 0 \end{pmatrix}, \quad \langle \eta \rangle = \begin{pmatrix} 0 \\ v_\eta \end{pmatrix}, \\
 \langle \Delta \rangle &= \begin{pmatrix} v_\Delta \\ 0 \\ 0 \end{pmatrix}, \quad \langle \xi \rangle = v_\xi
 \end{aligned} \tag{13.2}$$

In order to produce the observed ratios of up quarks and down quarks and charged lepton masses, the VEVs (scaled by the cutoff Λ) v_χ/Λ , v_φ/Λ , v_ϕ/Λ , v_η/Λ , v_Δ/Λ and v_ξ/Λ should be of the same order of magnitude about λ_c^2 with $\lambda_c \simeq 0.22$ being the Cabibbo angle, and we will parameterize the ratio VEV/Λ by the parameter ε .

13.2.1. Neutrino sector

The LO superpotential which contributes to the neutrino masses is given by

$$w_\nu = y_\nu (FA)_{11} H_5 + \lambda_1 (AA)_{31} \chi + \lambda_2 (AA)_{21} \varphi \tag{13.3}$$

It is well-known that there are both $SU(2)$ triplet ρ_3 and singlet ρ_0 with hypercharge $Y = 0$ in the decomposition of the adjoint matter field A with respect to the standard model. From Eq.(13.3) the neutrino Dirac mass

matrices read as

$$M_{\rho_3}^D = \frac{1}{2} y_\nu v_5 \begin{pmatrix} 1 & 0 & 0 \\ 0 & 0 & 1 \\ 0 & 1 & 0 \end{pmatrix}, \quad M_{\rho_0}^D = \frac{\sqrt{15}}{10} y_\nu v_5 \begin{pmatrix} 1 & 0 & 0 \\ 0 & 0 & 1 \\ 0 & 1 & 0 \end{pmatrix} \quad (13.4)$$

The last two terms in Eq.(13.3) lead to the Majorana mass matrices of ρ_3 and ρ_0

$$M_{\rho_3}^M = \begin{pmatrix} 2\lambda_1 v_\chi & -\lambda_1 v_\chi + \lambda_2 v_\varphi & -\lambda_1 v_\chi + \lambda_2 v_\varphi \\ -\lambda_1 v_\chi + \lambda_2 v_\varphi & 2\lambda_1 v_\chi + \lambda_2 v_\varphi & -\lambda_1 v_\chi \\ -\lambda_1 v_\chi + \lambda_2 v_\varphi & -\lambda_1 v_\chi & 2\lambda_1 v_\chi + \lambda_2 v_\varphi \end{pmatrix}, \quad M_{\rho_0}^M = M_{\rho_3}^M \quad (13.5)$$

The light neutrino mass matrix is the sum of type I and type III see-saw contributions

$$\begin{aligned} M_\nu &= -(M_{\rho_3}^D)^T (M_{\rho_3}^M)^{-1} M_{\rho_3}^D - (M_{\rho_0}^D)^T (M_{\rho_0}^M)^{-1} M_{\rho_0}^D \\ &= \begin{pmatrix} \frac{-a-b}{5b(3a-b)} & \frac{-a+b}{5b(3a-b)} & \frac{-a+b}{5b(3a-b)} \\ \frac{-a+b}{5b(3a-b)} & \frac{-3a^2-4ab+b^2}{5b(9a^2-b^2)} & \frac{-3a^2+2ab-b^2}{5b(9a^2-b^2)} \\ \frac{-a+b}{5b(3a-b)} & \frac{-3a^2+2ab-b^2}{5b(9a^2-b^2)} & \frac{-3a^2-4ab+b^2}{5b(9a^2-b^2)} \end{pmatrix} y_\nu^2 v_5^2 \end{aligned} \quad (13.6)$$

where $a \equiv \lambda_1 v_\chi$ and $b \equiv \lambda_2 v_\varphi$. This light neutrino mass matrix M_ν is exactly diagonalized by the TB mixing matrix

$$U_\nu^T M_\nu U_\nu = \text{diag}(m_1, m_2, m_3) \quad (13.7)$$

where $m_{1,2,3}$ are the light neutrino masses, in unit of $\frac{2}{5} y_\nu^2 v_5^2$ they are

$$m_1 = \frac{1}{|3a-b|}, \quad m_2 = \frac{1}{2|b|}, \quad m_3 = \frac{1}{|3a+b|} \quad (13.8)$$

The unitary matrix U_ν is given by

$$U_\nu = U_{TB} \text{diag}(e^{-i\alpha_1/2}, e^{-i\alpha_2/2}, e^{-i\alpha_3/2}) \quad (13.9)$$

U_{TB} is the well-known TB mixing matrix

$$U_{TB} = \begin{pmatrix} \sqrt{\frac{2}{3}} & \frac{1}{\sqrt{3}} & 0 \\ -\frac{1}{\sqrt{6}} & \frac{1}{\sqrt{3}} & \frac{1}{\sqrt{2}} \\ -\frac{1}{\sqrt{6}} & \frac{1}{\sqrt{3}} & -\frac{1}{\sqrt{2}} \end{pmatrix} \quad (13.10)$$

The phases α_1 , α_2 and α_3 are

$$\alpha_1 = \arg(-y_\nu^2 v_5^2 / (3a-b)), \quad \alpha_2 = \arg(-y_\nu^2 v_5^2 / b), \quad \alpha_3 = \arg(-y_\nu^2 v_5^2 / (3a+b)) \quad (13.11)$$

The light neutrino mass spectrum can be both normal hierarchy and inverted hierarchy. Taking into account the experimentally measured mass square differences Δm_{sol}^2 and Δm_{atm}^2 , we obtain the following constraints on the lightest neutrino mass

$$\begin{aligned} m_1 &\geq 0.011 \text{eV}, \quad \text{for normal hierarchy} \\ m_3 &\geq 0.028 \text{eV}, \quad \text{for inverted hierarchy} \end{aligned} \quad (13.12)$$

13.2.2. Charged leptons and quark sector

The LO superpotential giving rise to the masses of the up type quarks after S_4 and $SU(5)$ symmetry breaking, is given by

$$w_u = y_t T_3 T_3 H_5 + \sum_{i=1}^4 \frac{y_{ci}}{\Lambda^2} T T \mathcal{O}_i^{(1)} H_5 + \frac{y_{ut1}}{\Lambda^2} T T_3 (\phi\chi)_2 H_5 + \frac{y_{ut2}}{\Lambda^2} T T_3 (\eta\varphi)_2 H_5 \\ + \frac{y_{ut3}}{\Lambda^2} T T_3 \eta\zeta H_5 + \frac{y_{ct}}{\Lambda} T T_3 \eta H_{45} \quad (13.13)$$

with $\mathcal{O}^{(1)} = \{(\phi\phi)_{11}, (\phi\phi)_2, (\eta\eta)_{11}, (\eta\eta)_2\}$. The superpotential generating the masses of down quarks and charged lepton is

$$w_d = \frac{y_b}{\Lambda} T_3 F \phi H_{\bar{5}} + \frac{y_{s1}}{\Lambda^2} (TF)_{31} (\Delta\Delta)_{31} H_{4\bar{5}} + \frac{y_{s2}}{\Lambda^2} (TF)_{31} \Delta\xi H_{4\bar{5}} + \sum_{i=1}^9 \frac{y_{di}}{\Lambda^3} T_3 F \mathcal{O}_i^{(2)} H_{\bar{5}} \\ + \sum_{i=1}^6 \frac{x_{di}}{\Lambda^3} T_3 F \mathcal{O}_i^{(3)} H_{4\bar{5}} + \sum_{i=1}^7 \frac{z_{di}}{\Lambda^3} T F \mathcal{O}_i^{(4)} H_{\bar{5}} + \dots \quad (13.14)$$

where dots stand for higher dimensional operators.

$$\mathcal{O}^{(2)} = \{\chi^2\phi, \chi^2\eta, \varphi\chi\phi, \varphi\chi\eta, \varphi^2\phi, \chi\phi\zeta, \chi\eta\zeta, \varphi\phi\zeta, \phi\zeta^2\} \\ \mathcal{O}^{(3)} = \{\phi^3, \phi^2\eta, \phi\eta^2, \Delta^3, \Delta^2\xi, \Delta\xi^2\} \\ \mathcal{O}^{(4)} = \{\phi^2\chi, \phi^2\varphi, \phi^2\zeta, \eta\phi\chi, \eta\phi\varphi, \eta\phi\zeta, \eta^2\chi\} \quad (13.15)$$

With the vacuum alignment in Eq.(13.2), we can straightforwardly derive the mass matrix as follows

$$M_u = \begin{pmatrix} 0 & 0 & 4(y_{ut1} \frac{v_\phi v_\chi}{\Lambda^2} + y_{ut2} \frac{v_\eta v_\varphi}{\Lambda^2}) v_5 \\ 0 & 8(y_{c2} \frac{v_\phi^2}{\Lambda^2} + y_{c4} \frac{v_\eta^2}{\Lambda^2}) v_5 & 8y_{ct} \frac{v_\eta}{\Lambda} v_{45} + 4y_{ut1} \frac{v_\phi v_\chi}{\Lambda^2} v_5 \\ 4(y_{ut1} \frac{v_\phi v_\chi}{\Lambda^2} + y_{ut2} \frac{v_\eta v_\varphi}{\Lambda^2}) v_5 & -8y_{ct} \frac{v_\eta}{\Lambda} v_{45} + 4y_{ut1} \frac{v_\phi v_\chi}{\Lambda^2} v_5 & 8y_t v_5 \end{pmatrix} \\ M_d = \begin{pmatrix} y_{11}^d \varepsilon^3 v_{\bar{5}} & y_{12}^d \varepsilon^3 v_{\bar{5}} & y_{13}^d \varepsilon^3 v_{\bar{5}} + 2y_{13}^{d'} \varepsilon^3 v_{4\bar{5}} \\ y_{21}^d \varepsilon^3 v_{\bar{5}} & 2y_{22}^d \varepsilon^2 v_{4\bar{5}} + y_{22}^{d'} \varepsilon^3 v_{\bar{5}} & y_{23}^d \varepsilon^3 v_{\bar{5}} \\ 2y_{22}^d \varepsilon^2 v_{4\bar{5}} + y_{31}^{d'} \varepsilon^3 v_{\bar{5}} & y_{32}^d \varepsilon^3 v_{\bar{5}} & y_{33}^d \varepsilon v_{\bar{5}} \end{pmatrix} \\ M_\ell = \begin{pmatrix} y_{11}^d \varepsilon^3 v_{\bar{5}} & y_{21}^d \varepsilon^3 v_{\bar{5}} & -6y_{22}^d \varepsilon^2 v_{4\bar{5}} + y_{31}^{d'} \varepsilon^3 v_{\bar{5}} \\ y_{12}^d \varepsilon^3 v_{\bar{5}} & -6y_{22}^d \varepsilon^2 v_{4\bar{5}} + y_{22}^{d'} \varepsilon^3 v_{\bar{5}} & y_{32}^d \varepsilon^3 v_{\bar{5}} \\ y_{13}^d \varepsilon^3 v_{\bar{5}} - 6y_{13}^{d'} \varepsilon^3 v_{4\bar{5}} & y_{23}^d \varepsilon^3 v_{\bar{5}} & y_{33}^d \varepsilon v_{\bar{5}} \end{pmatrix} \quad (13.16)$$

where the factor of 3 difference in the (13), (22) and (31) elements between M_d and M_ℓ is the so-called Georgi-Jarlskog factor [10], which is induced by the Higgs $H_{4\bar{5}}$. Diagonalizing these mass matrices, we find that the CKM matrix elements are as follows

$$V_{ud} \simeq V_{cs} \simeq V_{tb} \simeq 1 \\ V_{us}^* \simeq -V_{cd} \simeq \frac{y_{21}^d}{2y_{22}^d} \frac{v_{\bar{5}}}{v_{4\bar{5}}} \varepsilon + \frac{1}{2} \frac{y_{ct}(y_{ut1} v_\phi v_\chi + y_{ut2} v_\eta v_\varphi) v_5 v_{45}}{y_t (y_{c2} v_\phi^2 + y_{c4} v_\eta^2) v_5^2 + y_{ct}^2 v_\eta^2 v_{45}^2} \frac{v_\eta}{\Lambda} \\ V_{ub}^* = 2 \frac{y_{22}^d}{y_{33}^d} \frac{v_{4\bar{5}}}{v_{\bar{5}}} \varepsilon + \frac{y_{31}^{d'}}{y_{33}^d} \varepsilon^2 - \frac{y_{ut1}}{2y_t} \frac{v_\phi v_\chi}{\Lambda^2} - \frac{y_{ut2}}{2y_t} \frac{v_\eta v_\varphi}{\Lambda^2} + \frac{1}{2} \frac{y_{ct}^2 (y_{ut1} v_\phi v_\chi + y_{ut2} v_\eta v_\varphi) v_{45}^2}{y_t^2 (y_{c2} v_\phi^2 + y_{c4} v_\eta^2) v_5^2 + y_t y_{ct}^2 v_\eta^2 v_{45}^2} \frac{v_\eta}{\Lambda^2} \\ V_{cb}^* \simeq -V_{ts} \simeq \frac{y_{ct} v_{45}}{y_t v_5} \frac{v_\eta}{\Lambda} \\ V_{td} = -2 \frac{y_{22}^d}{y_{33}^d} \frac{v_{4\bar{5}}}{v_{\bar{5}}} \varepsilon - \frac{y_{31}^{d'}}{y_{33}^d} \varepsilon^2 + \frac{y_{ut1}}{2y_t} \frac{v_\phi v_\chi}{\Lambda^2} + \frac{y_{ut2}}{2y_t} \frac{v_\eta v_\varphi}{\Lambda^2} + \frac{y_{ct} y_{21}^d}{2y_t y_{22}^d} \frac{v_{45}}{v_5} \frac{v_{\bar{5}}}{v_{4\bar{5}}} \frac{v_\eta}{\Lambda} \varepsilon \quad (13.17)$$

In order to produce the Cabibbo mixing angle between the first and the second family, for the parameters y_{21}^d and y_{22}^d of order $\mathcal{O}(1)$ we could choose $v_{45}^- \sim \lambda_c v_5^-$. We note that the observed mass hierarchies of quarks and charged lepton are produced. Moreover, we find the following relations between down quarks and charged lepton masses

$$m_\tau \simeq m_b, \quad m_\mu \simeq 3m_s \quad (13.18)$$

These are the well-known bottom-tau unification and the Georgi-Jarlskog relation [10] respectively. Taking into the non-trivial mixing in the charged lepton sector, the lepton mixing angles are given by

$$\sin \theta_{13} \simeq \left| \frac{y_{12}^d}{6\sqrt{2}y_{22}^d} \frac{v_5^-}{v_{45}^-} \varepsilon \right|, \quad \sin^2 \theta_{12} \simeq \frac{1}{3} + \frac{1}{18} \left[\frac{y_{12}^d}{y_{22}^d} \frac{v_5^-}{v_{45}^-} \varepsilon + \left(\frac{y_{12}^d}{y_{22}^d} \frac{v_5^-}{v_{45}^-} \varepsilon \right)^* \right], \quad \sin^2 \theta_{23} \simeq \frac{1}{2} + \frac{1}{144} \left| \frac{y_{12}^d}{y_{22}^d} \frac{v_5^-}{v_{45}^-} \varepsilon \right|^2$$

Taking into account the results for quark mixing shown in Eq.(13.17), we have $|V_{us}| \simeq \left| \frac{y_{21}^d}{2y_{22}^d} \frac{v_5^-}{v_{45}^-} \varepsilon \right| \sim \lambda_c$. As a result, the model predicts the deviation of the lepton mixing from the TB pattern as follows

$$\sin \theta_{13} \sim \frac{\lambda_c}{3\sqrt{2}} \simeq 2.97^\circ, \quad |\sin^2 \theta_{12} - \frac{1}{3}| \sim \frac{2}{9} \lambda_c, \quad |\sin^2 \theta_{23} - \frac{1}{2}| \sim \frac{\lambda_c^2}{36} \quad (13.19)$$

The lepton mixing angles are predicted to be in agreement at 3σ error with the experimental data. It is remarkable that Eq.(13.19) belongs to a set of well-known leptonic mixing sum rules [9], and the same results have been obtained in Ref.[7]. The above LO predictions for the fermion masses and flavor mixing patterns are correction by the next to leading order high dimensional operators allowed by the symmetry of the model. Detailed analysis has shown that the successful LO predictions for the order of magnitudes of both the CKM matrix elements and the quark masses are not spoiled by the subleading corrections, and all the three leptonic mixing angles receive corrections of λ_c^2 [6], they are still compatible with the current experimental data.

REFERENCES

1. P. F. Harrison, D. H. Perkins and W. G. Scott, Phys. Lett. B **530**, 167 (2002), hep-ph/0202074; P. F. Harrison and W. G. Scott, Phys. Lett. B **535**, 163 (2002), hep-ph/0203209; Z. Z. Xing, Phys. Lett. B **533**, 85 (2002), hep-ph/0204049; X. G. He and A. Zee, Phys. Lett. B **560**, 87 (2003), hep-ph/0301092.
2. K. Abe *et al.* [T2K Collaboration], Phys. Rev. Lett. **107**, 041801 (2011) [arXiv:1106.2822 [hep-ex]].
3. G. L. Fogli, E. Lisi, A. Marrone, A. Palazzo and A. M. Rotunno, arXiv:1106.6028 [hep-ph].
4. T. Schwetz, M. Tortola and J. W. F. Valle, New J. Phys. **13**, 063004 (2011) [arXiv:1103.0734 [hep-ph]].
5. C. S. Lam, Phys. Rev. Lett. **101**, 121602 (2008) [arXiv:0804.2622 [hep-ph]]; C. S. Lam, Phys. Rev. D **78**, 073015 (2008) [arXiv:0809.1185 [hep-ph]]; C. S. Lam, arXiv:0907.2206 [hep-ph].
6. G. -J. Ding, Nucl. Phys. **B846**, 394-428 (2011). [arXiv:1006.4800 [hep-ph]].
7. C. Hagedorn, S. F. King and C. Luhn, JHEP **1006**, 048 (2010) [arXiv:1003.4249 [hep-ph]].
8. H. Georgi and C. Jarlskog, Phys. Lett. B **86**, 297 (1979).
9. S. F. King, JHEP **0508**, 105 (2005) [arXiv:hep-ph/0506297]; I. Masina, Phys. Lett. B **633**, 134 (2006) [arXiv:hep-ph/0508031]; S. Antusch and S. F. King, Phys. Lett. B **631**, 42 (2005) [arXiv:hep-ph/0508044]; S. Antusch, P. Huber, S. F. King and T. Schwetz, JHEP **0704**, 060 (2007) [arXiv:hep-ph/0702286].

Chapter 14

A_4 -based neutrino masses with Majoron decaying dark matter

João N. Esteves

Abstract

We propose an A_4 flavor-symmetric $SU(3) \otimes SU(2) \otimes U(1)$ seesaw model where lepton number is broken spontaneously. A consistent two-zero texture pattern of neutrino masses and mixing emerges from the interplay of type-I and type-II seesaw contributions, with important phenomenological predictions. We also discuss the possibility of the decaying but long-lived Majoron to be a good candidate for dark matter.

We suggest [1] a version of the seesaw mechanism containing both type-I [2,4,3,5,5,7,8,9] and type-II contributions [8,9,10,11,12,13] in which we implement an A_4 flavor symmetry with spontaneous violation of lepton number [7,9]. We study the resulting pattern of vacuum expectation values (vevs) and show that the model reproduces the phenomenologically consistent and predictive two-zero texture proposed in Ref. [14].

In the presence of explicit global symmetry breaking effects, as might follow from gravitational interactions, the resulting pseudo-Goldstone boson - Majoron - may constitute a viable candidate for decaying dark matter if it acquires mass in the keV-MeV range. Indeed, this is not in conflict with the lifetime constraints which follow from current cosmic microwave background (CMB) observations provided by the Wilkinson Microwave Anisotropy Probe (WMAP) [15]. We also show how the corresponding mono-energetic emission line arising from the sub-leading one-loop induced electromagnetic decay of the Majoron may be observed in future X-ray missions [16].

14.1. model

Our model is described by the multiplet content specified in Table 14.1 where the transformation properties under the SM and A_4 groups are shown (as well as the corresponding lepton number L). The L_i and l_{Ri} fields are the usual SM lepton doublets and singlets and ν_R the right-handed neutrinos. The scalar sector contains an $SU(2)$ triplet Δ , three Higgs doublets Φ_i (which transform as a triplet of A_4) and a scalar singlet σ . Three additional fermion singlets S_i are also included.

Table 14.1
Lepton multiplet structure ($Q = T_3 + Y/2$)

	L_1	L_2	L_3	l_{Ri}	ν_{iR}	Φ_i	Δ	σ	S_i
$SU(2)$	2	2	2	1	1	2	3	1	1
$U(1)_Y$	-1	-1	-1	-2	0	-1	2	0	0
A_4	1'	1	1''	3	3	3	1''	1''	3
L	1	1	1	1	1	0	-2	-2	1

Taking into account the information displayed in Table 14.1, and imposing lepton number conservation, the Lagrangian responsible for neutrino masses reads

$$-\mathcal{L}_L = h_1 \bar{L}_1 (\nu_R \Phi)_1' + h_2 \bar{L}_2 (\nu_R \Phi)_1 + h_3 \bar{L}_3 (\nu_R \Phi)_1'' + \lambda L_1^T C \Delta L_2 + \lambda L_2^T C \Delta L_1 + \lambda' L_3^T C \Delta L_3 + M_R (\bar{S}_L \nu_R)_1 + h (S_L^T C S_L)_1' \sigma + \text{h.c.}, \quad (14.1)$$

where h and λ are adimensional couplings, M_R is a mass scale and

$$\Delta = \begin{pmatrix} \Delta_0 & -\Delta^+/\sqrt{2} \\ -\Delta^+/\sqrt{2} & \Delta^{++} \end{pmatrix}, \quad \Phi_i = \begin{pmatrix} \phi_i^0 \\ \phi_i^- \end{pmatrix}. \quad (14.2)$$

Note that the term $(\nu_R^T C \nu_R)_1' \sigma$ is allowed by the imposed symmetry. This term however does not contribute to the light neutrino masses to the leading order in the seesaw expansion and we omit it. Alternatively, such term may be forbidden by holomorphy in a supersymmetric framework with the following superpotential terms

$$\mathcal{W} = \dots + \lambda \epsilon_{ab} h_i^\nu \hat{L}_i^a \hat{\nu}^c \hat{H}_u^b + M_R \hat{\nu}^c \hat{S} + \frac{1}{2} h \hat{S} \hat{S} \hat{\sigma}$$

where the hats denote superfields and the last term replaces the corresponding bilinear employed in Ref. [17, 18]. Assuming that the Higgs bosons Φ_i , Δ^0 and σ acquire the following vevs

$$\langle \phi_1^0 \rangle = \langle \phi_2^0 \rangle = \langle \phi_3^0 \rangle = \frac{v}{\sqrt{3}}, \quad \langle \Delta^0 \rangle = u_\Delta, \quad \langle \sigma \rangle = u_\sigma, \quad (14.3)$$

we obtain an extended seesaw neutrino mass matrix \mathcal{M} [17,18,19] in the (ν_L, ν^c, S) basis

$$\mathcal{M} = \begin{pmatrix} 0 & m_D & 0 \\ m_D^T & 0 & M \\ 0 & M^T & \mu \end{pmatrix}, \quad m_D = v \text{diag}(h_1, h_2, h_3) U, \quad U = \frac{1}{\sqrt{3}} \begin{pmatrix} 1 & \omega^2 & \omega \\ 1 & 1 & 1 \\ 1 & \omega & \omega^2 \end{pmatrix}, \quad (14.4)$$

with $\omega = e^{2\pi i/3}$, $M = M_R \text{diag}(1, 1, 1)$ and $\mu = u_\sigma h \text{diag}(1, w^2, w)$. This leads to an effective light neutrino mass matrix \mathcal{M}_ν^I given by

$$\mathcal{M}_\nu^I = m_D M^{T-1} \mu M^{-1} m_D^T = \frac{h v^2 u_\sigma}{M_R^2} \begin{pmatrix} h_1^2 & 0 & 0 \\ 0 & 0 & h_2 h_3 \\ 0 & h_2 h_3 & 0 \end{pmatrix}. \quad (14.5)$$

On the other hand the vev of the triplet, u_Δ , will induce an effective mass matrix for the light neutrinos from type-II seesaw mechanism

$$\mathcal{M}_\nu^{\text{II}} = 2u_\Delta \begin{pmatrix} 0 & \lambda & 0 \\ \lambda & 0 & 0 \\ 0 & 0 & \lambda' \end{pmatrix}, \quad (14.6)$$

and the total effective light neutrino mass matrix will then be

$$\mathcal{M}_\nu = \mathcal{M}_\nu^{\text{I}} + \mathcal{M}_\nu^{\text{II}}. \quad (14.7)$$

In Ref.[14] it was shown that the neutrino mass matrix given by Eq. (14.7) could explain the currently available neutrino data. In section 14.2 we will present an update of that analysis taking into account the latest neutrino oscillation data. In [1] we show that the minimization of the Higgs potential is consistent with the A_4 symmetry.

14.2. neutrino parameter analysis

Given the two contributions to the light neutrino mass matrix discussed in Eqs. (14.5) and (14.6) one finds that the total neutrino mass matrix has the following structure:

$$\mathcal{M}_\nu = \begin{pmatrix} a & b & 0 \\ b & 0 & c \\ 0 & c & d \end{pmatrix}. \quad (14.8)$$

This matrix with two-zero texture has been classified as B1 in [8]. One can show that considering the (L_1, L_2, L_3) transformation properties under A_4 as being $(1', 1'', 1)$ or $(1'', 1', 1)$ an effective neutrino mass matrix with $\mathcal{M}_\nu(1, 2) = \mathcal{M}_\nu(3, 3) = 0$ is obtained (type B2 in [8]). Moreover, by choosing $\Delta, \sigma \sim 1'$ and appropriate transformation properties of the L_i doublets, we could obtain the textures B1 and B2 as well. Still, the configuration $\Delta, \sigma \sim 1$ would lead to textures which are incompatible with neutrino data since, in this case, both type I and type II contributions to the effective neutrino mass matrix would have the same form. Since the textures of the type B1 and B2 are very similar in what concerns to neutrino parameter predictions, we will restrict our analysis to B1, shown in (14.8).

In general, the neutrino mass matrix is described by nine parameters: three masses, three mixing angles and three phases (one Dirac + two Majorana). From neutrino oscillation experiments we have good determinations for two of the mass parameters (mass squared differences) and for two of the mixing angles (θ_{12} and θ_{23}) as well as an upper-bound on the third mixing angle θ_{13} . Using the 3σ allowed ranges for these five parameters and the structure of the mass matrix in Eq. (14.8) we can determine the remaining four parameters. The phenomenological implications of this kind of mass matrix have been analysed in Refs. [14] and [21]. Here we will update the results in light of the recently determined neutrino oscillation parameters [2].

The main results are shown in 14.1. On the left of figure 14.1 we plot the correlation of the mass parameter characterizing the neutrinoless double beta decay amplitude:

$$|m_{ee}| = |c_{13}^2 c_{12}^2 m_1 + c_{13}^2 s_{12}^2 m_2 e^{2i\alpha} + s_{13}^2 m_3 e^{2i\beta}|, \quad (14.9)$$

with the atmospheric mixing angle θ_{23} . Here c_{ij} and s_{ij} stand for $\cos \theta_{ij}$ and $\sin \theta_{ij}$ respectively. At the zeroth order approximation $m_1/m_3 = \tan^2 \theta_{23}$, and therefore $\theta_{23} < 45^\circ$ for normal hierarchy (NH), while $\theta_{23} > 45^\circ$ for inverted hierarchy (IH). The main result from this plot is a lower bound on the effective neutrino

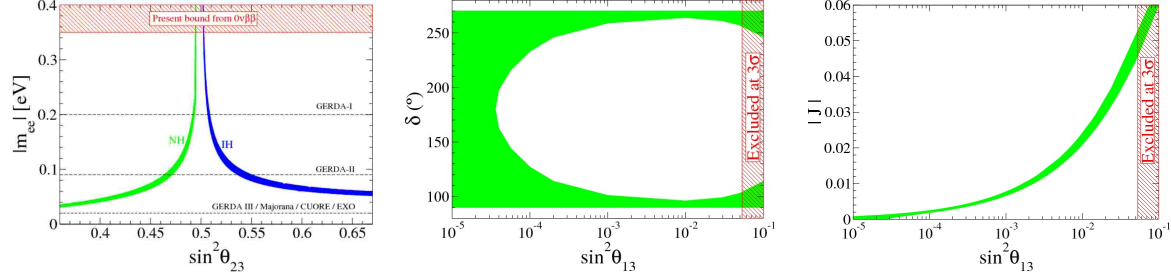


Figure 14.1. Left panel: correlation between the neutrinoless double beta decay amplitude parameter $|m_{ee}|$ and the atmospheric mixing parameter. Experimental sensitivities are also given for comparison. Center and right panels: CP violating phase δ and CP-invariant J in terms of the reactor mixing parameter. The 3σ -excluded range for $\sin^2 \theta_{ij}$ is given for comparison.

mass: $|m_{ee}| > 0.03$ eV. For comparison the range of sensitivities of planned experiments as well as current bounds is also given. Note that the lower bound we obtain lies within reach of the future generation of neutrinoless double beta decay experiments.

The center and right panels in Fig. 14.1 show the CP-violating phase δ and the corresponding CP-violating invariant J in neutrino oscillations versus $\sin^2 \theta_{13}$. Note that these hold both for normal and inverted hierarchy spectra. In the middle panel one sees that $\cos \delta < 0$ since, at first order in $\sin^2 \theta_{13}$, $m_1/m_2 = 1 + \frac{\cos \theta_{23}}{\cos \theta_{12} \sin \theta_{12} \sin^2 \theta_{23}} \sin \theta_{13} \cos \delta$, and the ratio of masses should satisfy: $m_1/m_2 < 1$. Moreover, for large θ_{13} values, where CP violation is likely to be probed in neutrino oscillations, one can see that our model predicts maximal violation of CP. Quantitatively, from the right panel one sees that the 3σ bound on θ_{13} : $\sin^2 \theta_{13} < 0.053$ implies an upper bound: $|J| \lesssim 0.06$ on the CP-invariant.

In addition, the two-zero texture structure of our neutrino mass matrix may have other implications, for example for the expected pattern of lepton flavor violating decays. In fact, thanks to the strong renormalization effects due to the presence of the triplet states, the latter are quite sizeable in supersymmetric models [23,24, 25].

14.3. Majoron dark matter

In models where neutrinos acquire mass through spontaneous breaking of an ungauged lepton number [7, 9] one expects that, due to non-perturbative effects, the Nambu-Goldstone boson (Majoron) may pick up a mass that we assume to lie in the kilovolt range [26]. This implies that the Majorons will decay, mainly in neutrinos. As the coupling $g_{J\nu\nu}$ is proportional to $\frac{m_\nu}{u_\sigma}$ [9], the corresponding mean lifetime can be extremely long, even longer than the age of the Universe. As a result the Majoron can, in principle, account for the observed cosmological dark matter (DM).

This possibility was explored in Refs. [27,28] in a general context. Here, we just summarize the results. It was found that the relic Majorons can account for the observed cosmological dark matter abundance provided

$$\Gamma_{J\nu\nu} < 1.3 \times 10^{-19} \text{ s}^{-1}, \quad 0.12 \text{ keV} < \beta m_J < 0.17 \text{ keV}, \quad (14.10)$$

where $\Gamma_{J\nu\nu}$ is the decay width of $J \rightarrow \nu\nu$ and m_J is the Majoron mass. The parameter β encodes our ignorance about the number density of Majorons, being normalized to $\beta = 1$ if the Majoron was in ther-

mal equilibrium in the early Universe decoupling sufficiently early, when all other degrees of freedom of the standard model were excited [28]. In [1] we follow their choice and take

$$10^{-5} < \beta < 1, \quad (14.11)$$

and calculate both the width into neutrinos as well as the subleading one-loop induced decay into photons.

14.3.1. numerical results

In this section we discuss some numerical results regarding the implementation of the decaying Majoron dark matter hypothesis in our scenario. In Ref. [28] it was shown that the experimental limit in the Majoron decay rate into photons is of the order of 10^{-30} s^{-1} . It was also shown that, in a generic seesaw model, a sizeable triplet vev plays a crucial role in bringing the decay rate close to this experimental bound. Here we have computed the width of the Majoron into neutrinos and photons in our extended seesaw model which incorporates the A_4 flavor symmetry, generalizing the models of Ref. [14]. The results are shown in Fig. 14.2.

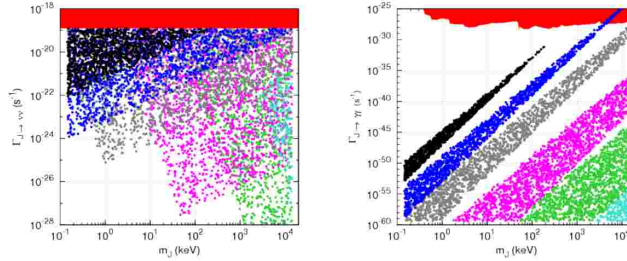


Figure 14.2. Left panel: $\Gamma_{J\nu\nu}$ as function of the Majoron mass respecting Eq. (14.10) for $u_\Delta = 1 \text{ eV}$ (turquoise), 100 eV (dark green), 10 keV (magenta), 1 MeV (grey), 10 MeV (dark blue) and 100 MeV (black). Right panel: $\Gamma_{J\gamma\gamma}$ as function of the Majoron mass for the same values of the triplet vev as in the left panel. The upper orange shaded region is the excluded region from X-ray observations taken from Ref.[16].

These take into account the current neutrino oscillation data, discussed in section 14.2. We chose five values for the triplet vev, $u_\Delta = 1 \text{ eV}$ (turquoise), 100 eV (dark green), 10 keV (magenta), 1 MeV (grey) and 10 MeV (dark blue) and 100 MeV (black). For the right panel we consider only points that satisfy the WMAP constraint (14.10) indicated by the red horizontal band on the top of the left plot.

In order to be able to probe our decaying Majoron dark matter scenario through the mono-energetic emission line one must be close to the present experimental limits on the photon decay channel, discussed in Ref. [28] and references therein. As mentioned, this requires the triplet vev to be sizeable, as shown on the right panel of Fig. 14.2 for the same choices of u_Δ . In principle there is an additional lower bound on the Majoron mass coming from the Tremaine-Gunn argument [29], which, for fermionic dark matter would be around 500 eV . Under certain assumptions this bound could be extended to bosons, and is expected to be somewhat weaker [30]. The upper orange shaded region is the excluded region from X-ray observations given in Ref. [16]. One should point out that, in this model, because of the vev seesaw relation $u_\Delta u_\sigma \sim v^2$ one cannot arbitrarily take large values for u_Δ to enhance $\Gamma_{J\gamma\gamma}$ because then the singlet vev gets correspondingly smaller values, hence reducing the lifetime of the Majoron to values in conflict with the WMAP constraint. This interplay between the CMB bounds and the detectability of the gamma line is illustrated in Fig. 14.2, where the dark-blue points corresponding to $u_\Delta = 10 \text{ MeV}$ illustrate the experimental sensitivity to our signal.

REFERENCES

1. J. N. Esteves, F. R. Joaquim, A. S. Joshipura, J. C. Romao, M. A. Tortola and J. W. F. Valle, Phys. Rev. D **82**, 073008 (2010) [arXiv:1007.0898 [hep-ph]].
2. P. Minkowski, Phys. Lett. B **67**, 421 (1977).
3. M. Gell-Mann, P. Ramond and R. Slansky, in *Supergravity*, eds P. van Nieuwenhuizen and D. Z. Freedman (North Holland, Amsterdam 1980) p.315.
4. T. Yanagida, in *Proc. of Workshop on Unified Theory and Baryon number in the Universe*, eds. O. Sawada and A. Sugamoto, KEK, Tsukuba, (1979) p.95.
5. S. L. Glashow, in *Quarks and Leptons*, Cargèse lectures, eds M. Lèvy, (Plenum, 1980, New York) p. 707.
6. R. N. Mohapatra and G. Senjanovic, Phys. Rev. Lett. **44**, 912 (1980).
7. Y. Chikashige, R. N. Mohapatra and R. D. Peccei, Phys. Lett. **B98**, 265 (1981).
8. J. Schechter and J. W. F. Valle, Phys. Rev. **D22**, 2227 (1980).
9. J. Schechter and J. W. F. Valle, Phys. Rev. **D25**, 774 (1982).
10. M. Magg and C. Wetterich, Phys. Lett. B **94**, 61 (1980).
11. G. Lazarides, Q. Shafi and C. Wetterich, Nucl. Phys. B **181**, 287 (1981).
12. R. N. Mohapatra and G. Senjanovic, Phys. Rev. D **23**, 165 (1981).
13. T. P. Cheng and L.-F. Li, Phys. Rev. **D22**, 2860 (1980).
14. M. Hirsch, A. S. Joshipura, S. Kaneko and J. W. F. Valle, Phys. Rev. Lett. **99**, 151802 (2007)
15. E. Komatsu *et al.* [WMAP Collaboration], Astrophys. J. Suppl. **180**, 330 (2009) [0803.0547].
16. J. W. d. Herder *et al.*, 0906.1788 [astro-ph].
17. R. N. Mohapatra and J. W. F. Valle, Phys. Rev. **D34**, 1642 (1986).
18. M. C. Gonzalez-Garcia and J. W. F. Valle, Phys. Lett. **B216**, 360 (1989).
19. F. Deppisch and J. W. F. Valle, Phys. Rev. **D72**, 036001 (2005), [hep-ph/0406040].
20. P. H. Frampton, S. L. Glashow and D. Marfatia, Phys. Lett. **B536**, 79 (2002), [hep-ph/0201008].
21. S. Dev, S. Kumar, S. Verma and S. Gupta, Phys. Rev. **D76**, 013002 (2007)
22. T. Schwetz, M. Tortola and J. W. F. Valle, New J. Phys. **10**, 113011 (2008), [0808.2016v3]. for a review see, e. g. M. Maltoni *et al.*, New J. Phys. **6**, 122 (2004), hep-ph/0405172.
23. A. Rossi, Phys. Rev. D **66** (2002) 075003 [hep-ph/0207006].
24. F. R. Joaquim and A. Rossi, Phys. Rev. Lett. **97** (2006) 181801 [hep-ph/0604083]; Nucl. Phys. **B765**, 71 (2007), [hep-ph/0607298].
25. J. N. Esteves *et al.*, JHEP **05**, 003 (2009).
26. V. Berezinsky and J. W. F. Valle, Phys. Lett. **B318**, 360 (1993), [hep-ph/9309214].
27. M. Lattanzi and J. W. F. Valle, Phys. Rev. Lett. **99**, 121301 (2007), [0705.2406 [astro-ph]].
28. F. Bazzocchi, M. Lattanzi, S. Riemer-Sorensen and J. W. F. Valle, JCAP **0808**, 013 (2008), [0805.2372].
29. S. Tremaine and J. E. Gunn, Phys. Rev. Lett. **42**, 407 (1979).
30. J. Madsen, Phys. Rev. Lett. **64**, 2744 (1990).

Chapter 15

Tasting the Flavor of Neutrino Flux from Dark Matter Annihilation

Yasaman Farzan

Abstract

When the dark matter particles that are trapped inside the Sun directly annihilate into a pair of neutrinos, the spectrum of the produced neutrinos will be monochromatic. In this case, the oscillatory terms in the oscillation probability do not average to zero. As a result, for a general flavor composition of the neutrino flux, the number of μ -track events at a neutrino telescope such as ICECUBE varies during a year when the distance between the Sun and the Earth changes due to the eccentricity of the Earth orbit. Information on the dark matter mass as well as on the flavor structure of its coupling can be derived by studying this variation.

15.1. Introduction

The local density of Dark Matter (DM) is derived to be of order of 0.39 GeV/cm^3 [1]. These particles in the vicinity of the solar system have velocities of order of 200 km/sec relative to our solar system which is of the same order as the velocity of the Sun relative to the galaxy center. In principle, when the DM particles enter the Sun, they can lose kinetic energy and settle around the Sun center. As a result, the DM density inside the Sun during its lifetime could have been increased to values much greater than the universal average. Since the DM annihilation rate is proportional to the square of the number density, this means the annihilation rate inside the Sun is much larger than the world average. If the direct annihilation or the subsequent decay of the annihilation products creates neutrinos, we will expect a neutrino flux from the Sun center detectable at neutrino telescopes. This is the basis of the famous “indirect DM search” method which has been extensively studied in the literature. Considering that no alternative mechanism is known to give rise to more than ~ 10 events at a km^3 -size neutrino telescope with $E_\nu \gg 10 \text{ MeV}$ pointing towards the Sun, registering a statistically significant excess will be a conclusive way of establishing DM particles and their annihilation.

The neutrinos produced in the Sun center oscillate on their way to the neutrino telescopes. If the flux at the production is democratic (*i.e.*, $F_{\nu_e}^0 : F_{\nu_\mu}^0 : F_{\nu_\tau}^0 = 1 : 1 : 1$), despite the oscillation, the flavor ratio will remain

democratic at Earth:

$$F_{\nu_e}^{Earth} : F_{\nu_\mu}^{Earth} : F_{\nu_\tau}^{Earth} = \sum_{\alpha} F_{\nu_\alpha}^0 P(\nu_\alpha \rightarrow \nu_e) : \sum_{\alpha} F_{\nu_\alpha}^0 P(\nu_\alpha \rightarrow \nu_\mu) : \sum_{\alpha} F_{\nu_\alpha}^0 P(\nu_\alpha \rightarrow \nu_\tau) = 1 : 1 : 1$$

where we have used $\sum_{\alpha} P(\nu_\alpha \rightarrow \nu_\beta) = 1$. However, $F_{\nu_e}^0 : F_{\nu_\mu}^0 : F_{\nu_\tau}^0$ can in general deviate from $1 : 1 : 1$ so, the oscillation can change the flavor composition. That is for $F_{\nu_e}^0 : F_{\nu_\mu}^0 : F_{\nu_\tau}^0 \neq 1 : 1 : 1$, $[\sum_{\alpha} F_{\nu_\alpha}^0 P(\nu_\alpha \rightarrow \nu_\beta)] / [\sum_{\alpha} F_{\nu_\alpha}^0 P(\nu_\alpha \rightarrow \nu_\gamma)]$ can be different from $F_{\nu_\beta}^0 / F_{\nu_\gamma}^0$.

The variation of the distance between the Sun and Earth during a year is of order of 5 million kilometers which is of the same order as the oscillation length $L_{osc} = 4\pi E_\nu / \Delta m_{12}^2$ for $E_\nu \sim 100$ GeV. This suggests a seasonal variation of the number of μ -track events due to the oscillatory terms. Let us take $L(t)$ to be the distance between the Sun and the Earth which varies with time. Since $L/L_{osc} \gg 1$, the phase of the oscillatory terms will be very large leading to averaging of the oscillatory terms for a continuous energy spectrum of neutrinos to zero. That is why in majority of papers devoted to the study of the oscillation of neutrinos from DM pair annihilation inside the Sun, the oscillatory terms are dropped. However, as shown and emphasized in [2], if the neutrinos are produced directly by the DM pair annihilation, the spectrum will be composed of a sharp line corresponding to un-scattered neutrinos plus a continuous tail corresponding to the neutrinos that have gone through scattering off the nuclei inside the Sun. Although the oscillatory terms have been taken into account in the study of the oscillation of monochromatic neutrinos [3], no emphasis is put on their oscillatory behavior as it is discussed that in famous models that the dark matter particles annihilate directly to a neutrino pair, the mechanism of annihilation is flavor blind and the oscillatory terms will therefore have no impact. However, it is possible to build models that lead to a monochromatic neutrino spectrum with a non-trivial flavor composition [4,5,6]. As shown in [7], studying the oscillatory behavior is a powerful tool to extract information on the DM parameters.

This letter is organized as follows: In section 15.2, we discuss the impact of the oscillatory terms on the number of events at ICECUBE. In section 15.3, we discuss how one can derive information on DM properties by measuring this variation. Conclusions are summarized in sect 15.4.

15.2. The impact of the oscillatory terms

The DM particles trapped by the gravitational potential of the Sun can come to thermal equilibrium with the nuclei inside the Sun. Setting the kinetic energy equal to $3k_B T/2$, we find the average velocity of the DM particles to be $v \sim 10^{-4}(100 \text{ GeV}/m_{DM})^{1/2}$. That is these particles are non-relativistic. Their annihilation will practically take place at rest so the spectrum of the produced neutrinos will be monochromatic with $E_\nu = m_{DM}$. To be more precise, the spectrum will be a narrow Gaussian with a width of $\Delta E/E \sim v \sim 10^{-4}(100 \text{ GeV}/m_{DM})^{1/2}$. This width is too small to lead to averaging of the oscillatory terms to zero:

$$\frac{\Delta m_{12}^2 L}{2E_\nu} \frac{\Delta E_\nu}{E_\nu} < 1.$$

In [2], various effects that can potentially widen the spectrum have been discussed and found that they are all negligible except the effect of scattering of the neutrinos off the nuclei inside the Sun.

The scattering can be either of the form of Charged Current (CC) interaction or of the form of Neutral Current (NC) interaction. The CC scattering will convert ν_e ($\bar{\nu}_e$) to an electron (positron) which will be absorbed inside the Sun. The CC scattering of ν_μ or ($\bar{\nu}_\mu$) will produce a charged muon (anti-muon) that will be stopped before decay inside the Sun. Since the subsequent decay will be at rest, the energy of ν_μ ($\bar{\nu}_\mu$) will be too low to trigger a signal at neutrino telescopes. However, the tau lepton generated by the CC scattering of the tau neutrino, having a larger mass and a lower lifetime, will be relativistic at the decay time, regenerating a tau-neutrino with high enough energy to be detectable. In sum, the CC interactions will reduce the height of

the sharp line in the spectrum but on the other hand, they will result in a continuous tail with $E_\nu < m_{DM}$ corresponding to the regenerated neutrinos. The NC interactions convert a neutrino to a neutrino of a lower energy but of the same flavor. The mediator of NC is a massive Z boson so, unlike the case of massless photon, there is no singularity in the propagator at forward scattering. Since the scattering cross section is finite in the forward direction, the sharp feature in the spectrum will remain sharp. The effect of scattering is only to reduce the height of the sharp line and add a lower energy tail. The oscillatory terms in the oscillation probability will average out for the neutrinos in the tail of the spectrum. However, for the un-scattered neutrinos the oscillatory terms are important and lead to a seasonal variation of the number of events during a year. In [2], it is demonstrated that the integration over the neutrino production point does not lead to the average out of the oscillatory terms.

The effect of the oscillatory terms on the seasonal variation of the μ -track events is proportional to the ratio of the number of neutrinos that leave the Sun without being scattered. If this ratio is too low, the effect will be too small to be disentangled from the statistical fluctuation. Increasing m_{DM} , the energy of neutrinos and their scattering cross section will be increased. At $m_{DM} = 500$ GeV, 65 % of the initial neutrinos will remain un-scattered when they leave the Sun. On the other hand, if m_{DM} is below the detection threshold of the neutrino telescopes, no event can be registered. In our analysis, we assume that $100 \text{ GeV} < m_{DM} < 500 \text{ GeV}$. To leading order, we expect a variation due to the oscillatory terms both in the number of μ -track events as well as the cascade-like events. However, since the detection threshold of the cascade-like events is higher, we mainly focus on the μ -track events.

The rate of μ -track events in neutrino telescope, dN_μ/dt , is proportional to $A_{eff}(\theta[t])/[L(t)]^2$ where $A_{eff}(\theta[t])$ is the effective area of the detector. The effective area depends on the angle between the neutrino momentum and the axis of the array of PMTs in detectors, θ . Because of the tilt of the rotation axis of the Earth, this angle changes as the Earth moves in its orbit around the Sun. $L(t)$ is the distance between the Sun and the Earth which varies about 3% during a year. Apparently, even in the absence of the oscillatory terms, the rate of events changes due to the seasonal variation in $L(t)$ and $\theta(t)$. To account for this variation let us define \tilde{N} as follows

$$\tilde{N}(t_0, \Delta t) \equiv \frac{\int_{t_0}^{t_0+\Delta t} (dN_\mu/dt) dt}{\int_{t_0}^{t_0+\Delta t} A_{eff}(\theta[t])/[L(t)]^2 dt}. \quad (15.1)$$

The variation of \tilde{N} is a measure of the effect of the oscillatory terms. In [2], using the numerical codes, it is shown that the seasonal variation of \tilde{N} can reach as high as 60%. Thus, registering a few hundred events will be statistically enough to establish such a variation. In the next section, we will discuss how one can derive information from measuring this seasonal variation.

15.3. Information from seasonal variation

Suppose the DM pair annihilates to a neutrino pair as $DM + DM \rightarrow \nu_\alpha + \bar{\nu}_\beta$ with amplitude $\mathcal{M}_{\alpha\beta}$. The emerging two-particle state can be written as $|\psi\rangle = \sum_{\alpha\beta} \mathcal{M}_{\alpha\beta} |\nu_\alpha(\vec{p}_1) \bar{\nu}_\beta(\vec{p}_2)\rangle$. The neutrinos are emitted back to back so only one of them can reach us. The density matrix coming towards us will be the following reduced matrix

$$\rho_{\alpha\beta} |\nu_\alpha\rangle \langle \nu_\beta| \quad \text{where} \quad \rho_{\alpha\beta} = (\mathcal{M} \mathcal{M}^\dagger)_{\alpha\beta}.$$

Notice that although the two-particle state $|\psi\rangle$ is a pure state, the reduced density matrix ρ is not in general pure: i.e., $\rho \log \rho \neq 0$. Annihilation might be lepton number conserving $DM + DM \rightarrow \nu_\alpha + \nu_\beta$ or lepton number violating $DM + DM \rightarrow \nu_\alpha + \bar{\nu}_\beta$. In the former case, $\mathcal{M}_{\alpha\beta}$ is symmetric and if all the components of ρ are known then $\mathcal{M}_{\alpha\beta}$ can be reconstructed. However, there is unfortunately no observational way to find out if the annihilation is lepton number conserving or not.

Consider the density matrix of the neutrino flux at production, ρ . Let us show its eigenstates with $|\nu'_\alpha\rangle$. These eigenstates can be different both from the mass eigenstates and flavor eigenstates. The density matrix can be written as

$$\rho = \sum_{\alpha} n_{\alpha} |\nu'_\alpha\rangle \langle \nu'_\alpha|$$

where $\alpha = 1, 2, 3$, $\langle \nu'_\alpha | \nu'_\beta \rangle = \delta_{\alpha\beta}$ and $n_{\alpha} > 0$.

As $|\nu'_\alpha\rangle$ propagates, it will evolve in time. At the Sun surface,

$$|\nu'_\alpha; surface\rangle = a_{\alpha 1}|1\rangle + a_{\alpha 2}|2\rangle + a_{\alpha 3}|3\rangle.$$

When the state $|\nu'_\alpha\rangle$ arrives at the detector it can be written as

$$|\nu'_\alpha; detector\rangle = a_{\alpha 1}|1\rangle + a_{\alpha 2}e^{i\Delta_{12}}|2\rangle + a_{\alpha 3}e^{i\Delta_{13}}|3\rangle, \quad (15.2)$$

where $\Delta_{ij} \equiv \Delta m_{ij}^2 L / (2E)$. The number of μ -track events is given by $\sum_{\alpha} n_{\alpha} P(\nu'_\alpha \rightarrow \nu_\mu)$. Using Eq. (15.2), we can write

$$P(\nu_\alpha \rightarrow \nu_\mu) = \sum_i |a_{\alpha i}|^2 |U_{\mu i}|^2 + \quad (15.3)$$

$$2\Re[a_{\alpha 1}^* a_{\alpha 2} U_{\mu 1} U_{\mu 2}^* e^{i\Delta_{12}}] + 2\Re[a_{\alpha 1}^* a_{\alpha 3} U_{\mu 1} U_{\mu 3}^* e^{i\Delta_{13}}] + 2\Re[a_{\alpha 2}^* a_{\alpha 3} U_{\mu 2} U_{\mu 3}^* e^{i(\Delta_{13} - \Delta_{12})}].$$

As discussed in [2], not only the effects of the phase Δ_{12} do not average to zero, averaging the effects of the phase Δ_{13} is not complete, either. To show this, the following averages are defined

$$O_{12}(t, \Delta t) \equiv \frac{\int_t^{t+\Delta t} e^{i\Delta_{12}(t)} A_{eff}(t) L^{-2}(t) dt}{\int_t^{t+\Delta t} A_{eff}(t) L^{-2}(t) dt}, \quad (15.4)$$

and

$$O_{13}(t, \Delta t) \equiv \frac{\int_t^{t+\Delta t} e^{i\Delta_{13}(t)} A_{eff}(t) L^{-2}(t) dt}{\int_t^{t+\Delta t} A_{eff}(t) L^{-2}(t) dt}. \quad (15.5)$$

For $E_\nu \sim 100$ GeV, numerical calculation taking into account the varying speed of the Earth along its orbit shows that $|O_{12}| \sim 1$ and $|O_{13}| \sim 0.1$. With naive estimates overlooking the varying speed of the Earth, O_{13} turns out to be smaller. The average probability over the time interval $(t, t + \Delta t)$ is

$$\begin{aligned} \langle P(\nu_\alpha \rightarrow \nu_\mu) \rangle_t^{t+\Delta t} &\equiv \frac{\int_t^{t+\Delta t} P(\nu_\alpha \rightarrow \nu_\mu) A_{eff} L^{-2}(t) dt}{\int_t^{t+\Delta t} A_{eff} L^{-2}(t) dt} = \\ &\sum_i |a_{\alpha i}|^2 |U_{\mu i}|^2 + 2\Re[a_{\alpha 1}^* a_{\alpha 2} U_{\mu 1} U_{\mu 2}^* O_{12}] + \mathcal{O}(a_{\alpha i}^2 U_{\mu i}^2 O_{13}). \end{aligned} \quad (15.6)$$

A similar discussion holds for anti-neutrinos [2]. Within $(t, t + \Delta t)$, the un-scattered neutrinos induce muon-track events proportional to

$$K(t, \Delta t) \equiv \sum_{\alpha} n_{\alpha} \left(\langle P(\nu_\alpha \rightarrow \nu_\mu) \rangle_t^{t+\Delta t} + \frac{\sigma(\bar{\nu})}{\sigma(\nu)} \langle P(\bar{\nu}_\alpha \rightarrow \bar{\nu}_\mu) \rangle_t^{t+\Delta t} \right), \quad (15.7)$$

where $\langle P(\nu_\alpha \rightarrow \nu_\mu) \rangle_t^{t+\Delta t}$ and $\langle P(\bar{\nu}_\alpha \rightarrow \bar{\nu}_\mu) \rangle_t^{t+\Delta t}$ are the probabilities averaged over time. Adding up the contribution from the continuous tail of the spectrum, \mathcal{A} , the muon track events can be written as

$$\mathcal{A} + \mathcal{B}K(t, \Delta t), \quad (15.8)$$

where \mathcal{A} and \mathcal{B} are unknown. As discussed in [2], measuring the muon-track events over four time intervals yields $\Delta m_{12}^2/m_{DM}$ and the following combinations

$$\mathcal{A} + \mathcal{B} \sum_{\alpha} n_{\alpha} (|a_{\alpha i}|^2 |U_{\mu i}|^2 + \frac{\sigma(\bar{\nu})}{\sigma(\nu)} |\bar{a}_{\alpha i}|^2 |U_{\mu i}|^2) \quad (15.9)$$

and

$$\mathcal{B} \left| \sum_{\alpha} n_{\alpha} \left(a_{\alpha 1}^* a_{\alpha 2} U_{\mu 1} U_{\mu 2}^* + \frac{\sigma(\bar{\nu})}{\sigma(\nu)} \bar{a}_{\alpha 1}^* \bar{a}_{\alpha 2} U_{\mu 1}^* U_{\mu 2} \right) \right|. \quad (15.10)$$

As expected, for a democratic composition with n_{α} independent of α , using $\sum_{\alpha} a_{\alpha i}^* a_{\alpha j} = \delta_{ij}$, the dependence on $a_{\alpha i}$ drops from these combinations.

15.4. Summary of conclusions

Observing a variation of \tilde{N} [see eq. (15.1) for definition] over t_0 or time interval Δt will indicate that the spectrum contains a sharp line coming from the direct annihilation of the DM pair to a neutrino pair. Measuring the number of μ -track events over four different time intervals, the value of $\Delta m_{12}^2/m_{DM}$ and therefore m_{DM} can be derived. It is also possible to discriminate the democratic flavor composition against a general composition.

REFERENCES

1. R. Catena, P. Ullio, JCAP **1008** (2010) 004. [arXiv:0907.0018 [astro-ph.CO]].
2. A. Esmaili, Y. Farzan, Phys. Rev. **D81** (2010) 113010. [arXiv:0912.4033 [hep-ph]].
3. M. Blennow, J. Edsjo and T. Ohlsson, JCAP **0801** (2008) 021 [arXiv:0709.3898 [hep-ph]]. See also, M. Blennow, H. Melbeus and T. Ohlsson, arXiv:0910.1588 [hep-ph]; V. D. Barger, W. Y. Keung and G. Shaughnessy, Phys. Lett. B **664** (2008) 190 [arXiv:0709.3301 [astro-ph]].
4. Y. Farzan, [arXiv:1111.1063 [hep-ph]].
5. M. Lindner, A. Merle, V. Niro, Phys. Rev. **D82** (2010) 123529. [arXiv:1005.3116 [hep-ph]].
6. J. March-Russell, C. McCabe, M. McCullough, JHEP **1003** (2010) 108. [arXiv:0911.4489 [hep-ph]].
7. A. Esmaili, Y. Farzan, JCAP **1104** (2011) 007. [arXiv:1011.0500 [hep-ph]].
8. D. E. Groom, N. V. Mokhov and S. I. Striganov, Atom. Data Nucl. Data Tabl. **78** (2001) 183.

Chapter 16

Maximal atmospheric neutrino mixing from texture zeros and quasi-degenerate neutrino masses

W. Grimus and P.O. Ludl

Abstract

Assuming neutrinos to be Majorana particles, in the basis where the charged lepton mass matrix is diagonal, there are two texture zeros which, in the limit of a quasi-degenerate neutrino mass spectrum, lead to nearly-maximal atmospheric neutrino mixing irrespective of the values of the solar and reactor mixing angles. In the same limit the aforementioned cases of texture zeros also lead to maximal CP violation. Since texture zeros may always be implemented by the use of Abelian symmetries this scenario could serve as an alternative to non-Abelian family symmetries.

16.1. Introduction

The commonly used parameterization for the lepton mixing matrix U is given by

$$U = e^{i\hat{\alpha}} V e^{i\hat{\sigma}}, \quad (16.1)$$

where [1]

$$V = \begin{pmatrix} c_{13}c_{12} & c_{13}s_{12} & s_{13}e^{-i\delta} \\ -c_{23}s_{12} - s_{23}s_{13}c_{12}e^{i\delta} & c_{23}c_{12} - s_{23}s_{13}s_{12}e^{i\delta} & s_{23}c_{13} \\ s_{23}s_{12} - c_{23}s_{13}c_{12}e^{i\delta} & -s_{23}c_{12} - c_{23}s_{13}s_{12}e^{i\delta} & c_{23}c_{13} \end{pmatrix}, \quad (16.2a)$$

$$c_{ij} \equiv \cos \theta_{ij}, \quad s_{ij} \equiv \sin \theta_{ij}, \quad \theta_{ij} \in [0, \pi/2], \quad \delta \in [0, 2\pi), \quad (16.2b)$$

and

$$e^{i\hat{\alpha}} = \text{diag}(e^{i\alpha_1}, e^{i\alpha_2}, e^{i\alpha_3}) \quad \text{and} \quad e^{i\hat{\sigma}} = \text{diag}(e^{i\sigma_1}, e^{i\sigma_2}, e^{i\sigma_3}). \quad (16.3)$$

In stark contrast to the quark sector, where all three mixing angles are rather small, in the lepton sector there are two large mixing angles $\theta_{12} \sim 34^\circ$ and $\theta_{23} \sim 45^\circ$ and the smaller reactor angle θ_{13} . For a long time a vanishing reactor angle was compatible with the experimental data at the 2σ -level. However, the latest global fits [36], which also take into account the results of the T2K experiment [3], indicate a non-zero θ_{13} at the 3σ -level. This recent result excludes exact realization of the famous Harrison-Perkins-Scott (tribimaximal) mixing matrix [6]

$$V_{\text{HPS}} \equiv \begin{pmatrix} 2/\sqrt{6} & 1/\sqrt{3} & 0 \\ -1/\sqrt{6} & 1/\sqrt{3} & 1/\sqrt{2} \\ 1/\sqrt{6} & -1/\sqrt{3} & 1/\sqrt{2} \end{pmatrix} \quad (16.4)$$

at the 3σ -level. However, as a guide line, tribimaximal mixing is still very popular. Equation (16.4) has lead to the speculation that there could be a *non-Abelian* family symmetry which enforces the mixing matrix of equation (16.4), especially $s_{23}^2 = 1/2$. The choice of non-Abelian groups is supported by the fact that the only extremal mixing angle which can be obtained by means of an Abelian symmetry is $\theta_{13} = 0^\circ$ [5]. However, if we do not insist on an exact realization of $s_{23}^2 = 1/2$ but instead claim $s_{23}^2 \approx 1/2$ only, Abelian symmetries may still be good candidates for horizontal symmetries. The purpose of this report is to present a setting in which $s_{23}^2 \approx 1/2$ is achieved through imposing texture zeros in the neutrino mass matrix and assuming a quasi-degenerate neutrino mass spectrum [6]. Since in models with an extended scalar sector texture zeros in mass matrices may always be explained by Abelian symmetries [7], Abelian family groups may be used to implement near maximal atmospheric neutrino mixing in the way described in [6].

16.2. The framework

In this section we shortly want to motivate the assumptions on which the analysis of [6] is based. Suppose we are given a model in which the charged lepton mass matrix is sufficiently close to a diagonal matrix, such that in good approximation its diagonalization does not contribute to the lepton mixing matrix, i.e.

$$U_\ell \approx \mathbb{1} \Rightarrow U \approx U_\nu. \quad (16.5)$$

Then the lepton mixing matrix almost solely stems from the diagonalization of the neutrino mass matrix. In this situation it could in principle be possible to have a model in which the lepton mixing matrix is a function of the neutrino mass ratios only. If this is the case, in the limit of a quasi-degenerate neutrino mass spectrum the lepton mixing matrix might look like a matrix of “pure numbers,” leading for example to the desired relation $s_{23}^2 \approx 1/2$.

Assuming that neutrinos are Majorana particles, their mass matrix \mathcal{M}_ν is symmetric. In the basis where the charged lepton mass matrix is diagonal—which is the case we are interested in—there are seven possibilities for a symmetric neutrino mass matrix with two texture zeros which are compatible with all experimental data [8]. For a list of references to works on the phenomenology and realization of these seven texture zeros in models we refer the reader to [6]. The main result of [6] is that among the seven types of two texture zeros described in [8] the two types¹

$$\text{B}_3 : \quad \mathcal{M}_\nu \sim \begin{pmatrix} \times & 0 & \times \\ 0 & 0 & \times \\ \times & \times & \times \end{pmatrix}, \quad \text{B}_4 : \quad \mathcal{M}_\nu \sim \begin{pmatrix} \times & \times & 0 \\ \times & \times & \times \\ 0 & \times & 0 \end{pmatrix} \quad (16.6)$$

lead to $s_{23}^2 \approx 1/2$ in the limit $m_k \gg \sqrt{|\Delta m_{ij}^2|}$ of a quasi-degenerate neutrino mass spectrum. Since the order

¹The symbol \times denotes non-zero matrix elements. Since \mathcal{M}_ν is symmetric, only two of the three zeros of the mass matrices (16.6) are independent—hence the name “two texture zeros”.

of magnitude of the cosmological bounds on the sum of the neutrino masses is [1]

$$\sum_{k=1}^3 m_k < 1 \text{ eV}, \quad (16.7)$$

such a spectrum is not in conflict with the current bounds.

16.3. Analysis of the cases B_3 and B_4

In the following we will explain the method for the analysis of case B_3 , the analysis of B_4 works completely analogous.

Inserting $U_\nu = U = e^{i\hat{\alpha}} V e^{i\hat{\sigma}}$ into

$$\mathcal{M}_\nu = U_\nu^* \text{diag}(m_1, m_2, m_3) U_\nu^\dagger \quad (16.8)$$

we find that the condition $(\mathcal{M}_\nu)_{ij} = 0$ can be reformulated as

$$\sum_{k=1}^3 \mu_k V_{ik} V_{jk} = 0 \quad \text{with} \quad \mu_k \equiv m_k e^{2i\sigma_k}. \quad (16.9)$$

Thus, for each of the textures (16.6), we obtain two linear equations for the complex masses μ_k , which can be solved for μ_1/μ_3 and μ_2/μ_3 , respectively [9]. Using the convention $e^{i\sigma_3} = 1$ and defining $\epsilon = s_{13}e^{i\delta}$, $t_{12} = s_{12}/c_{12}$ and $t_{23} = s_{23}/c_{23}$ we find

$$B_3: \quad \frac{\mu_1}{m_3} = -\frac{t_{12}t_{23} - \epsilon^*}{t_{12} + t_{23}\epsilon} t_{23}, \quad \frac{\mu_2}{m_3} = -\frac{t_{23} + t_{12}\epsilon^*}{1 - t_{12}t_{23}\epsilon} t_{23}. \quad (16.10)$$

By taking the absolute values of the expressions in equation (16.10) we obtain $\rho_i = (m_i/m_3)^2$ ($i = 1, 2$) as a function of the three mixing angles and δ . From these expressions we can eliminate

$$\zeta \equiv 2t_{12}t_{23}s_{13} \cos \delta = \frac{t_{12}^2 t_{23}^2 + s_{13}^2 - \rho_1(t_{12}^2 + t_{23}^2 s_{13}^2)/t_{23}^2}{1 + \rho_1/t_{23}^2}. \quad (16.11)$$

and we finally end up with a cubic equation for t_{23}^2 :

$$t_{23}^6 + t_{23}^4 [s_{13}^2 + c_{13}^2 (c_{12}^2 \rho_1 + s_{12}^2 \rho_2)] - t_{23}^2 [s_{13}^2 \rho_1 \rho_2 + c_{13}^2 (s_{12}^2 \rho_1 + c_{12}^2 \rho_2)] - \rho_1 \rho_2 = 0. \quad (16.12)$$

The resulting equations for the case B_4 are similar to the ones for B_3 —for further details we refer the reader to [6]. Using $m_1, m_2, m_3, \theta_{12}$ and θ_{13} as an input, equations (16.10), (16.11) and (16.12) allow to determine θ_{23}, δ and the Majorana phases $2\sigma_{1,2}$. The numerical results for $\sin^2 \theta_{23}$ and $\cos \delta$ as a function of the neutrino mass m_1 are shown in figures 16.1 and 16.2. Figure 16.1 impressively shows that $\sin^2 \theta_{23}$ approaches $1/2$ for $m_1 \gg \sqrt{|\Delta m_{ij}^2|}$. Taking the limit of quasi-degeneracy $\rho_i \rightarrow 1$ of equation (16.12), it becomes clear that the prediction $\sin^2 \theta_{23} \rightarrow 1/2$ is independent of the values of s_{12}^2 and s_{13}^2 . In the same limit $\cos \delta$ goes to zero, because s_{13}^2 is not too small² [6]. Since we consider the limit of a quasi-degenerate neutrino mass spectrum keeping Δm_{ij}^2 fixed, the limit $\cos \delta \rightarrow 0$ corresponds to maximal CP violation. For the Majorana phases one finds the limit $2\sigma_{1,2} \rightarrow \pi$ and the effective mass $m_{\beta\beta}$ in neutrinoless double beta decay fulfills $m_{\beta\beta} \simeq m_1$ in the limit of quasi-degeneracy [6].

²Note also that $s_{13}^2 = 0$ is forbidden within the framework of B_3 and B_4 , because this would lead to $m_1 = m_2$ —see equation (16.10).

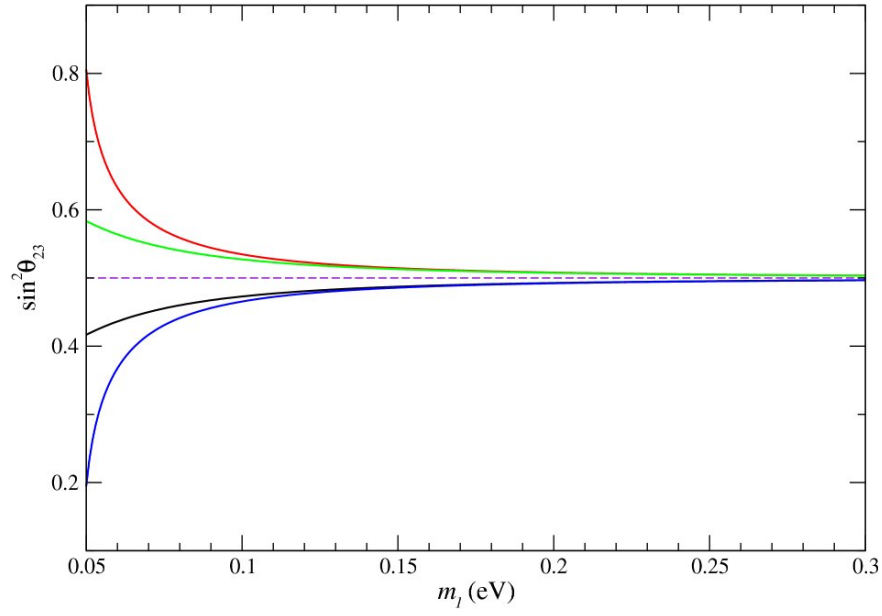


Figure 16.1. s_{23}^2 as a function of m_1 [6]. In descending order the full curves refer to case B₃ (inverted spectrum), case B₄ (normal spectrum), case B₃ (normal spectrum), and case B₄ (inverted spectrum). The dashed line indicates the value 0.5, *i.e.*, maximal atmospheric mixing. In this plot, for s_{12}^2 , s_{13}^2 , Δm_{21}^2 and Δm_{31}^2 the best-fit values of [10] have been used.

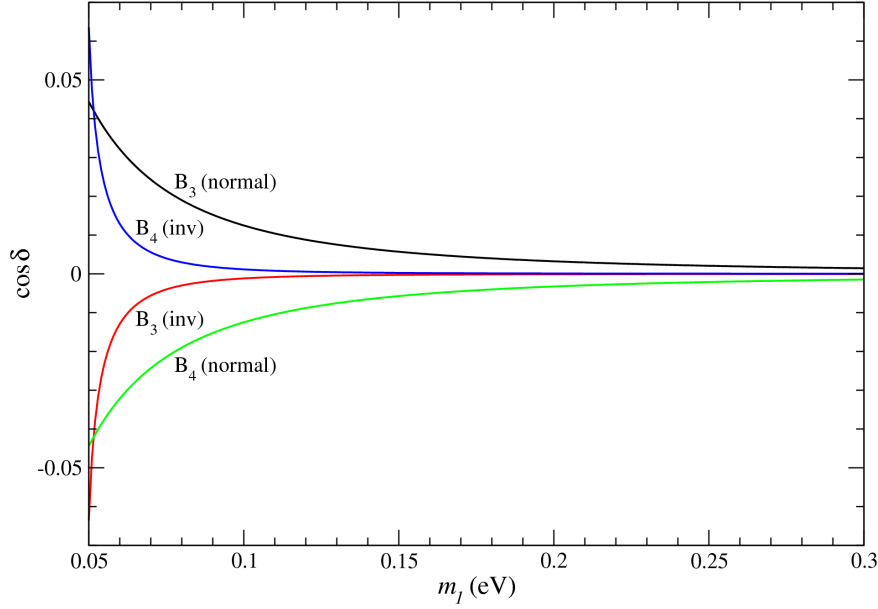


Figure 16.2. $\cos \delta$ as a function of m_l [6]. For further details see the legend of figure 16.1.

16.4. Conclusions

In this report we have presented two neutrino mass matrices with two texture zeros—namely B_3 and B_4 in the nomenclature of [8]—which lead to near maximal atmospheric neutrino mixing in the limit of a quasi-degenerate neutrino mass spectrum, provided the charged lepton mass matrix is diagonal. It can be shown [6] that these two cases do not automatically lead to a quasi-degenerate neutrino mass spectrum, so the quasi-degeneracy of the neutrinos has to be *postulated*. Therefore, texture zeros (which may always be enforced by Abelian family symmetries) together with the claim for a quasi-degenerate neutrino mass spectrum may serve as an alternative to non-Abelian symmetries leading to maximal atmospheric neutrino mixing.

REFERENCES

1. K. Nakamura et al. (Particle Data Group) *Review of particle physics*, *J. Phys.* **G 37** (2010) 075021.
2. T. Schwetz, M. Tortola and J. W. F. Valle, *Where we are on θ_{13} : addendum to ‘Global neutrino data and recent reactor fluxes: status of three-flavour oscillation parameters’*, *New J. Phys.* **13** (2011) 109401 [arXiv:1108.1376].
3. K. Abe et al. (T2K Collaboration), *Indication of electron neutrino appearance from an accelerator-produced off-axis muon neutrino beam*, *Phys. Rev. Lett.* **107** (2011) 041801 [arXiv:1106.2822].
4. P.F. Harrison, D.H. Perkins and W.G. Scott, *Tri-bimaximal mixing and the neutrino oscillation data*, *Phys. Lett.* **B 530** (2002) 167 [hep-ph/0202074].
5. C.I. Low, *Abelian family symmetries and the simplest models that give $\theta_{13} = 0$ in the neutrino mixing matrix*, *Phys. Rev.* **D 71** (2005) 073007 [hep-ph/0501251].

6. W. Grimus and P.O. Ludl, *Maximal atmospheric neutrino mixing from texture zeros and quasi-degenerate neutrino masses*, *Phys. Lett. B* **700** (2011) 356 [arXiv:1104.4340].
7. W. Grimus, A. S. Joshipura, L. Lavoura and M. Tanimoto, *Symmetry realization of texture zeros*, *Eur. Phys. J. C* **36** (2004) 227 [hep-ph/0405016].
8. P.H. Frampton, S.L. Glashow, D. Marfatia, *Zeroes of the neutrino mass matrix*, *Phys. Lett. B* **536** (2002) 79 [hep-ph/0201008].
9. Zhi-zhong Xing, *Texture zeros and Majorana phases of the neutrino mass matrix*, *Phys. Lett. B* **530** (2002) 159 [hep-ph/0201151].
10. T. Schwetz, M. Tórtola and J.W.F. Valle, *Global neutrino data and recent reactor fluxes: status of three-flavor oscillation parameters*, *New J. Phys.* **13** (2011) 063004 [arXiv:1103.0734].

Chapter 17

$U(2)$ and Minimal Flavour Violation in Supersymmetry

J. Jones Pérez

Abstract

In SUSY, the MFV framework is usually called upon in order to ameliorate the New Physics contribution to FCNC. However, this framework, based on a $U(3)^3$ flavour symmetry, is insufficient to solve current tensions in $\Delta F = 2$ processes related to CP Violation. In this work, we analyze the consequences of reducing the symmetry down to a $U(2)^3$ acting on the two lighter generations. We shall outline the $U(2)^3$ framework, and show how it can resolve the current tension between $K^0 \rightarrow \bar{K}^0$ and $B^0 \rightarrow \bar{B}^0$ mixing, predicting at the same time a larger phase in $B_s^0 \rightarrow \bar{B}_s^0$ mixing.

17.1. Introduction

One of the most popular frameworks for low-scale SUSY studies is the so-called CMSSM. Here, sfermions have universal masses at the unification scale, and the RGE-generated flavour structures are of Minimal Flavour Violation (MFV) type [1]. However, there currently exist many reasons to consider other frameworks for the MSSM. To begin with, the lack of new physics signals at the LHC [2,3] indicate that first generation squark masses should be large, putting at risk the solution of the Higgs mass hierarchy problem, which requires a low mass scale. Moreover, there exists a tension between CP violation observables in the K , B and B_s sectors, which MFV structures cannot solve [4].

Nevertheless, the lack of significant new physics signals in flavour changing neutral currents (FCNCs) requires the approximate degeneracy of the first two generation squark masses, as well as a MFV-like flavour structure. Furthermore, in addition to LHC data, electric dipole moment experiments also suggest that these squark masses should be very high [5]. Thus, all of these facts motivate us to consider a new framework for the MSSM, which should provide some sort of large-mass universality for the first two generations as well as a MFV-like structure, with the third generation being able to have lower masses and structures somewhat different from MFV.

To this end, in this work we describe a $U(2)^3$ flavour symmetry framework acting on the first two quark

superfield generations, and briefly show its phenomenological consequences on the K , B and B_s sectors. The full details of the framework can be found in [6].

17.2. Framework

We consider the quark superfields to transform under a $U(2)_Q \times U(2)_u \times U(2)_d$ group, following:

$$Q \equiv (Q_1, Q_2) \sim (\bar{2}, 1, 1), \quad u_R^c \equiv (u_1^c, u_2^c)^T \sim (1, 2, 1), \quad d_R^c \equiv (d_1^c, d_2^c)^T \sim (1, 1, 2), \quad (17.1)$$

with singlet third generation superfields q_3 , t_R^c , and b_R^c . Considering also a $U(1)_b$ symmetry, under which only d_R^c and b_R^c transform, the only term in the Superpotential in the limit of unbroken symmetry is:

$$W = y_t q_3 t_R^c H_u, \quad (17.2)$$

where y_t is the $\mathcal{O}(1)$ top Yukawa coupling.

The first step in the construction of the Yukawa matrices lies on the introduction of a spurion V transforming as a $(2, 1, 1)$, which breaks the symmetry in the $U(2)_Q$ direction. In addition, the $U(1)_b$ symmetry can be broken by the introduction of a y_b spurion. With this, we can write:

$$Y_u = y_t \begin{pmatrix} 0 & x_t V \\ - & 1 \end{pmatrix}, \quad Y_d = y_b \begin{pmatrix} 0 & x_b V \\ - & 1 \end{pmatrix}. \quad (17.3)$$

In Y_u (Y_d), everything above the horizontal line is subject to the $U(2)_Q$ symmetry, while everything to the left of the vertical line is subject to the $U(2)_u$ ($U(2)_d$) symmetry. The parameters x_t , x_b are complex, of $\mathcal{O}(1)$. The size of y_b depends on the value of $\tan \beta$, and in the following we shall assume $\tan \beta \sim 10$.

In order to build the masses and mixing of the first two generations we introduce two additional spurions, ΔY_u and ΔY_d , transforming as $(2, \bar{2}, 1)$ and $(2, 1, \bar{2})$, respectively. Combining the various symmetry breaking terms, the Yukawa matrices end up with the following pattern:

$$Y_u = y_t \begin{pmatrix} \Delta Y_u & x_t V \\ - & 1 \end{pmatrix}, \quad Y_d = y_b \begin{pmatrix} \Delta Y_d & x_b V \\ - & 1 \end{pmatrix}, \quad (17.4)$$

where we have absorbed $\mathcal{O}(1)$ couplings by redefining ΔY_u and ΔY_d .

In order to understand how this structure generates the mass hierarchy and mixings, we shall now go to an explicit parametrization. The leading spurion can always be decomposed as:

$$V = \epsilon U_V \hat{s}_2, \quad \hat{s}_2 = \begin{pmatrix} 0 \\ 1 \end{pmatrix}, \quad (17.5)$$

where U_V is a 2×2 unitary matrix and ϵ is a real suppression parameter that we require to be of $\mathcal{O}(\lambda_{\text{CKM}}^2)$. Next, the ΔY_u and ΔY_d spurions can be written in the following way:

$$\Delta Y_u = U_{Q_u}^{\dagger} \Delta Y_u^d U_u', \quad \Delta Y_d = U_{Q_d}^{\dagger} \Delta Y_d^d U_d', \quad (17.6)$$

where $\Delta Y_u^d = \text{diag}(\lambda_{u1}, \lambda_{u2})$, and $\Delta Y_d^d = \text{diag}(\lambda_{d1}, \lambda_{d2})$, and U_i' are 2×2 unitary matrices. We require the λ_i to be real, and their size is such that the largest entry is $\lambda_{d2} \approx m_s/m_b = \mathcal{O}(\epsilon)$. It is now possible to absorb U_u' and U_d' through a redefinition of u_R^c and d_R^c , respectively. In addition, we can absorb U_V through a redefinition of Q_L , U_{Q_u}' and U_{Q_d}' . In such base, the Yukawa matrices assume the explicit form:

$$Y_u = \begin{pmatrix} U_{Q_u}^{\dagger} \Delta Y_u^d & \epsilon x_t \hat{s}_2 \\ - & 1 \end{pmatrix} y_t, \quad Y_d = \begin{pmatrix} U_{Q_d}^{\dagger} \Delta Y_d^d & \epsilon x_b \hat{s}_2 \\ - & 1 \end{pmatrix} y_b. \quad (17.7)$$

We shall now address the relevant CP phases. We can parametrize each unitary matrix as:

$$U_{Q_f} = \begin{pmatrix} e^{i\omega_{f1}} & 0 \\ 0 & e^{i\omega_{f2}} \end{pmatrix} \cdot \begin{pmatrix} c_f & s_f e^{i\alpha_f} \\ -s_f e^{-i\alpha_f} & c_f \end{pmatrix}, \quad (17.8)$$

where c_f and s_f are, respectively, the cosine and sine of a mixing angle θ_f . The ω_{fi} phases can be removed through the rephasing of the components of u_R^c and d_R^c , leaving only the phases α_u and α_d .

In addition, we also have the phases $\arg(y_t)$, $\arg(y_b)$, $\arg(x_t)$ and $\arg(x_b)$. With a suitable rephasing of the superfields we can remove all of these phases but one. However, in order to maintain a symmetric notation for both Yukawas, we keep the latter two, denoting $x_f e^{i\phi_f}$, with x_f real and positive. Thus, we are left with four phases: α_u , α_d , ϕ_t and ϕ_b , where only three combinations of them shall be physical.

The Yukawas can now be diagonalized using:

$$Y_u = U_{uL} Y_u^d U_{uR}^\dagger, \quad Y_d = U_{dL} Y_d^d U_{dR}^\dagger, \quad (17.9)$$

where, to a very good approximation, the left-handed up-type diagonalization matrices are:

$$U_{uL}^\dagger = \begin{pmatrix} c_u & s_u c_t e^{i\alpha_u} & -s_u s_t e^{i(\alpha_u + \phi_t)} \\ -s_u e^{-i\alpha_u} & c_u c_t & -c_u s_t e^{i\phi_t} \\ 0 & s_t e^{-i\phi_t} & c_t \end{pmatrix}. \quad (17.10)$$

Here we have $s_t/c_t = \epsilon x_t$. An analogous matrix diagonalizes the down-type sector (with $s_u, c_u \rightarrow s_d, c_d$, $x_t e^{i\phi_t} \rightarrow x_b e^{i\phi_b}$). For both sectors, the right-handed diagonalization matrices are approximately diagonal. The main corrections to left-handed matrices are $\mathcal{O}(\lambda_{f2}^2)$, while the main deviation from diagonality in the right-handed matrices happens on the $(2-3)$ block, of $\mathcal{O}(\lambda_{f2})$.

We now define the CKM matrix $V_{CKM} = (U_{uL}^\dagger \cdot U_{dL})^*$, which acquires the following structure:

$$V_{CKM} \approx \begin{pmatrix} c_u c_d + s_u s_d e^{i(\alpha_d - \alpha_u)} & -c_u s_d e^{-i\alpha_d} + s_u c_d e^{-i\alpha_u} & s_u s e^{-i(\alpha_u - \xi)} \\ c_u s_d e^{i\alpha_d} - s_u c_d e^{i\alpha_u} & c_u c_d + s_u s_d e^{i(\alpha_u - \alpha_d)} & c_u s e^{i\xi} \\ -s_d s e^{i(\alpha_d - \xi)} & -s c_d e^{-i\xi} & 1 \end{pmatrix}. \quad (17.11)$$

Here we have $(s/c)e^{i\xi} = \epsilon x_b e^{-i\phi_b} - \epsilon x_t e^{-i\phi_t}$. In Eq. (17.11) we have set $c = 1$. To match this structure with the standard CKM parametrization, we rephase it imposing real V_{ud} , V_{us} , V_{cb} , V_{tb} , and V_{cs} (which is real at the level of approximation we are working), obtaining

$$V_{CKM} = \begin{pmatrix} 1 - \lambda^2/2 & \lambda & s_u s e^{-i\delta} \\ -\lambda & 1 - \lambda^2/2 & c_u s \\ -s_d s e^{i(\phi + \delta)} & -s c_d & 1 \end{pmatrix}, \quad (17.12)$$

where $\phi = \alpha_d - \alpha_u$, while the phase δ and the real and positive parameter λ are defined by $s_u c_d - c_u s_d e^{-i\phi} = \lambda e^{i\delta}$. The ξ phase does not appear on the CKM, but shall be important when we discuss the soft SUSY masses. This means that only the α_f phases are relevant for the CKM phase.

The four parameters s_u , s_d , s , and ϕ can be determined completely (up to discrete ambiguities) in terms of the four independent measurements of CKM elements. In particular, using tree-level inputs we get:

$$s = |V_{cb}| = 0.0411 \pm 0.0005, \quad (17.13)$$

$$\frac{s_u}{c_u} = \frac{|V_{ub}|}{|V_{cb}|} = 0.095 \pm 0.008, \quad (17.14)$$

$$s_d = -0.22 \pm 0.01 \quad \text{or} \quad -0.27 \pm 0.01. \quad (17.15)$$

As a consequence of the $U(2)_Q$ symmetry, $|V_{td}/V_{ts}|$ is naturally of $\mathcal{O}(\lambda_{CKM})$ and the smallness of $|V_{ub}/V_{td}|$ is attributed to the smallness of s_u/s_d .

17.3. Consequences

Following the pattern outlined above for the Yukawa matrices, we can build the respective soft SUSY masses. If the symmetry is unbroken, all mass matrices shall have the following structure:

$$m_{\tilde{f}}^2 = \begin{pmatrix} m_{f_h}^2 & 0 & 0 \\ 0 & m_{f_h}^2 & 0 \\ 0 & 0 & m_{f_l}^2 \end{pmatrix} \quad (17.16)$$

where the $m_{f_i}^2$ are real parameters. This structure is modified by the inclusion of spurions, giving:

$$m_{\tilde{Q}}^2 = m_{Q_h}^2 \begin{pmatrix} -\frac{1 + c_{Qv} V^* V^T + c_{Qu} \Delta Y_u^* \Delta Y_u^T + c_{Qd} \Delta Y_d^* \Delta Y_d^T}{x_Q e^{i\phi_Q} V^T} & x_Q e^{-i\phi_Q} V^* \\ x_Q e^{i\phi_Q} V^T & m_{Q_l}^2 / m_{Q_h}^2 \end{pmatrix}, \quad (17.17)$$

$$m_{\tilde{d}}^2 = m_{d_h}^2 \begin{pmatrix} -\frac{1 + c_{dd} \Delta Y_d^T \Delta Y_d^*}{x_d e^{i\phi_d} V^T \Delta Y_d^*} & x_d e^{-i\phi_d} \Delta Y_d^T V^* \\ x_d e^{i\phi_d} V^T \Delta Y_d^* & m_{d_l}^2 / m_{d_h}^2 \end{pmatrix}, \quad (17.18)$$

$$m_{\tilde{u}}^2 = m_{u_h}^2 \begin{pmatrix} -\frac{1 + c_{uu} \Delta Y_u^T \Delta Y_u^*}{x_u e^{i\phi_u} V^T \Delta Y_u^*} & x_u e^{-i\phi_u} \Delta Y_u^T V^* \\ x_u e^{i\phi_u} V^T \Delta Y_u^* & m_{u_l}^2 / m_{u_h}^2 \end{pmatrix}, \quad (17.19)$$

where the c_i and the x_i are real $\mathcal{O}(1)$ parameters. This structure again gives almost diagonal right-handed squark mixings. On the basis where Y_d is diagonal, the left-handed mixing matrix is given by $W_L^{d\dagger} m_{\tilde{Q}}^2 W_L^d = \text{diag}(m_{Q_1}^2, m_{Q_2}^2, m_{Q_3}^2)$, resulting in:

$$W_L^d \approx \begin{pmatrix} c_d & s_d e^{-i(\delta+\phi)} & -s_d s_L e^{i\gamma} e^{-i(\delta+\phi)} \\ -s_d e^{i(\delta+\phi)} & c_d & -c_d s_L e^{i\gamma} \\ 0 & s_L e^{-i\gamma} & 1 \end{pmatrix} = \begin{pmatrix} c_d & \kappa^* & -\kappa^* s_L e^{i\gamma} \\ -\kappa & c_d & -c_d s_L e^{i\gamma} \\ 0 & s_L e^{-i\gamma} & 1 \end{pmatrix}, \quad (17.20)$$

where $\kappa = c_d V_{td}/V_{ts}$ and $s_L e^{i\gamma} = e^{-i\xi}(s_{x_b} e^{-i\phi_b} + s_Q e^{-i\phi_Q})$. Notice that the phase γ does not involve the phases α_f , related to the CKM phase, meaning that it can be treated as a new physics phase.

From this matrix, we can derive simple expressions for the SUSY contribution to FCNC observables in $\Delta F = 2$ processes. We find:

$$\epsilon_K = \epsilon_K^{\text{SM(tt)}} \times (1 + x^2 F_0) + \epsilon_K^{\text{SM(tc+cc)}} \quad \Delta M_d = \Delta M_d^{\text{SM}} \times |1 + x F_0 e^{-2i\gamma}| \quad (17.21)$$

$$S_{\psi K_S} = \sin(2\beta + \arg(1 + x F_0 e^{-2i\gamma})) \quad S_{\psi\phi} = \sin(2|\beta_s| - \arg(1 + x F_0 e^{-2i\gamma})) \quad (17.22)$$

$$\frac{\Delta M_d}{\Delta M_s} = \frac{\Delta M_d^{\text{SM}}}{\Delta M_s^{\text{SM}}}, \quad (17.23)$$

where $x = s_L^2 c_d^2 / |V_{ts}|^2$. The function F_0 is:

$$F_0 = \frac{2}{3} \left(\frac{g_s}{g} \right)^4 \frac{m_W^2}{m_{Q_3}^2} \frac{1}{S_0(x_t)} \left[f_0(x_g) + \mathcal{O} \left(\frac{m_{Q_l}^2}{m_{Q_h}^2} \right) \right], \quad x_g = \frac{m_g^2}{m_{Q_3}^2}, \quad (17.24)$$

$$f_0(x) = \frac{11 + 8x - 19x^2 + 26x \log(x) + 4x^2 \log(x)}{3(1-x)^3}, \quad f_0(1) = 1, \quad (17.25)$$

where $S_0(x_t = m_t^2/m_W^2) \approx 2.4$ is the SM one-loop electroweak coefficient function.

In [6], we showed that the modifications to these observables allowed us to solve the tensions between ϵ_K , $S_{\psi K_S}$ and $\Delta M_d/\Delta M_s$. This would require a non-zero value for γ , and would restrict the values of F_0 and x to

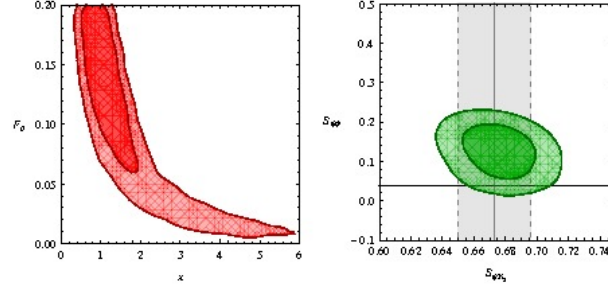


Figure 17.1. Correlation among the preferred values of x and F_0 (left) and prediction of $S_{\psi\phi}$ as a function of $S_{\psi K_S}$ (right) as determined from the supersymmetric fit.

those shown on the left panel of Figure 17.1. This implies that, to solve the flavour tension, we require values of squark and gluino masses under $1 \sim 1.5$ TeV.

Moreover, a non-zero value for γ means that our framework also provides a contribution to $S_{\psi\phi}$. The requirement of having the correct $S_{\psi K_S}$ restricts the values of $S_{\psi\phi}$ to those shown on the right panel of Figure 17.1. Notice that having a large value of this observable is favoured by the dimuon anomaly observed by Tevatron [7], and shall be accurately probed by the LHCb experiment in the near future.

17.4. Conclusions

We have described a $U(2)^3$ flavour symmetry framework acting on the quark superfields, and shown that it can successfully accommodate the observed masses and mixings. The framework maintains the degeneracy between the first two generation squark masses, allowing a light third generation squark mass. This is consistent with the LHC and FCNC bounds, and in principle allows the solution of the Higgs mass hierarchy problem.

In addition, the framework presents deviations from MFV, such that the tensions in the flavour sector can be solved. This requires squarks and gluinos to have masses of a value at most $1 \sim 1.5$ TeV, and predicts a large $S_{\psi\phi}$. Thus, the framework proves testable, and a good alternative for MFV.

REFERENCES

1. G. D'Ambrosio, G. F. Giudice, G. Isidori and A. Strumia, Nucl. Phys. B **645** (2002) 155 [hep-ph/0207036].
2. S. Chatrchyan *et al.* [CMS Collaboration], arXiv:1109.2352 [hep-ex].
3. G. Aad *et al.* [ATLAS Collaboration], arXiv:1110.6189 [hep-ex].
4. A. J. Buras and D. Guadagnoli, Phys. Rev. D **78** (2008) 033005 [arXiv:0805.3887 [hep-ph]].
5. P. Nath, Phys. Rev. Lett. **66** (1991) 2565.
6. R. Barbieri, G. Isidori, J. Jones-Perez, P. Lodone and D. M. Straub, Eur. Phys. J. C **71** (2011) 1725 [arXiv:1105.2296 [hep-ph]].
7. V. M. Abazov *et al.* [D0 Collaboration], Phys. Rev. D **82** (2010) 032001 [arXiv:1005.2757 [hep-ex]].

Chapter 18

An RS- A_4 Flavor model in light of T2K and MEG

Avihay Kadosh

Abstract

I discuss a model based on an A_4 bulk flavor symmetry in the Randall-Sundrum (RS) setup. After discussing the setup and leading order results for the masses and mixings of quarks and leptons, I elaborate on the effect of higher order "cross-talk" corrections, their contributions to flavor violating processes and the resulting constraints on the model parameter space and the KK mass scale. As a sequel to previous works I focus on a systematic study of higher order corrections to the PMNS matrix in light of the new global fits based on recent indications for $\theta_{13} > 0$ from T2K, MINOS and more. In addition, I also comment on the model new physics contributions to $\mu \rightarrow e\gamma$, in light of the new upper bound recently set by the MEG experiment.

18.1. introduction

Recently we have proposed a model [1] based on a bulk A_4 flavor symmetry [2] in a warped extra dimension [3], in an attempt to account for the hierarchy of charged fermion masses, the hierarchical mixing pattern in the quark sector and the large mixing angles and mild hierarchy of masses in the neutrino sector. In analogy with a previous RS realization of A_4 for the lepton sector [4], the three generations of left-handed quark doublets are unified into a triplet of A_4 ; this assignment forbids tree level FCNCs driven by the exchange of KK gauge bosons. The scalar sector of the RS- A_4 model consists of two bulk flavon fields, in addition to a bulk Higgs field. The bulk flavons transform as triplets of A_4 , and allow for a complete "cross-talk" [5] between the $A_4 \rightarrow Z_2$ spontaneous symmetry breaking (SSB) pattern associated with the heavy neutrino sector - with scalar mediator peaked towards the UV brane - and the $A_4 \rightarrow Z_3$ SSB pattern associated with the quark and charged lepton sectors - with scalar mediator peaked towards the IR brane - and allows to obtain realistic masses and almost realistic mixing angles in the quark sector. A bulk custodial symmetry [6], broken differently at the two branes, guarantees the suppression of large contributions to electroweak precision observables [7], such as the Peskin-Takeuchi S, T parameters. However, the mixing between zero modes of the 5D theory and their Kaluza-Klein (KK) excitations – after 4D reduction – may still cause significant new

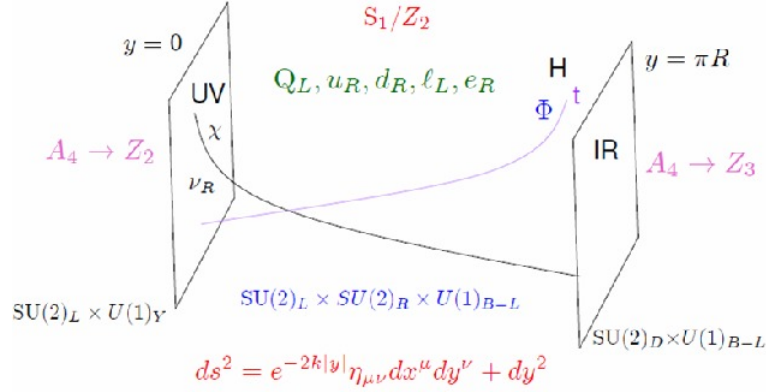


Figure 18.1. A pictorial description of the RS- A_4 setup. The bulk geometry is described by the metric at the bottom and $k \simeq M_{Pl}$ is the AdS_5 curvature scale. All fields propagate in the bulk and the UV(IR) peaked nature of the heavy RH neutrinos, the Higgs field, the t quark and the A_4 flavons, Φ and χ , is emphasized. The SSB patterns of the bulk symmetries on the UV and IR branes are specified on the side (for A_4) and on the bottom (for $SU(2)_L \times SU(2)_R \times U(1)_{B-L}$) of each brane.

physics (NP) contributions to SM suppressed flavor changing neutral current (FCNC) processes (see [8] and references therein).

18.2. The RS- A_4 model

The RS- A_4 setup [1] is illustrated in Fig. 18.1. The bulk geometry is that of a slice of AdS_5 compactified on an orbifold S_1/Z_2 [3]. All 5D fermionic fields propagate in the bulk and transform under the following representations of $G = (SU(3)_c \times SU(2)_L \times SU(2)_R \times U(1)_{B-L}) \times A_4[1]$:

$$\begin{aligned}
 Q_L &\sim (3, 2, 1, \frac{1}{3}) (\underline{\mathbf{3}}) & u_R \oplus u'_R \oplus u''_R &\sim (3, 1, 2, \frac{1}{3}) (\underline{\mathbf{1}} \oplus \underline{\mathbf{1}}' \oplus \underline{\mathbf{1}}'') \\
 \ell_L &\sim (1, 2, 1, -1) (\underline{\mathbf{3}}) & d_R \oplus d'_R \oplus d''_R &\sim (3, 1, 2, \frac{1}{3}) (\underline{\mathbf{1}} \oplus \underline{\mathbf{1}}' \oplus \underline{\mathbf{1}}'') \\
 \nu_R &\sim (1, 1, 2, 0) (\underline{\mathbf{3}}) & e_R \oplus e'_R \oplus e''_R &\sim (1, 1, 2, -1) (\underline{\mathbf{1}} \oplus \underline{\mathbf{1}}' \oplus \underline{\mathbf{1}}'') .
 \end{aligned} \tag{18.1}$$

The SM fermions (including RH neutrinos) are identified with the zero modes of the 5D fermions above. The zero (and KK) mode profiles are determined by the bulk mass of the corresponding 5D fermion, denoted by $c_{QL, u_i, d_i, e_i} k$ and its boundary conditions [8]. The scalar sector contains the IR peaked Higgs field and the UV and IR peaked flavons, χ and Φ , respectively. They transform as:

$$\Phi \sim (1, 1, 1, 0) (\underline{\mathbf{3}}), \quad \chi \sim (1, 1, 1, 0) (\underline{\mathbf{3}}), \quad H \sim (1, 2, 2, 0) (\underline{\mathbf{1}}) . \tag{18.2}$$

The SM Higgs field is identified with the first KK mode of H . All fermionic zero modes acquire masses through Yukawa interactions with the Higgs field and the A_4 flavons after SSB. The 5D G invariant Yukawa Lagrangian will consist of leading order(LO) UV/IR peaked interactions and next to leading order (NLO) "cross-talk" and "cross-brane" interactions[1]. The LO interactions in the neutrino sector are shown in [1] using the see-saw I mechanism, to induce a tribimaximal (TBM)[9] pattern for neutrino mixing while NLO "cross brane" and

"cross talk" interactions, induce small deviations of $\mathcal{O}(0.04)$, which are still in good agreement with the current experimental bounds [10,11]. The relevant terms of the 5D Yukawa lagrangian are of the following form:

$$\mathcal{L}_{5D}^{Yuk.} \supset k^{-2} \bar{Q}_L(\bar{\ell}_L)\Phi H(u_R^{(\prime,\prime)}, d_R^{(\prime,\prime)}, (e_R^{(\prime,\prime)})) + k^{-7/2} \bar{Q}_L(\bar{\ell}_L)\Phi \chi H(u_R^{(\prime,\prime)}, d_R^{(\prime,\prime)}, (e_R^{(\prime,\prime)})), \quad (18.3)$$

$$\mathcal{L}_{5D}^\nu \supset y_\nu \bar{\ell}_L H \nu_R + (k^{-1/2} y_\nu^\chi \chi + M) \bar{\nu}_R^c \nu_R + y_\nu^{H\chi} k^{-3/2} \bar{\ell}_L H \chi \nu_R + y_\nu^{\chi^2} k^{-2} \chi^2 \bar{\nu}_R^c \nu_R. \quad (18.4)$$

Notice that the LO interactions are peaked towards the UV/IR branes while the NLO interactions mediate between the two branes due to the presence of both Φ (or H) and χ .

The VEV and physical profiles for the bulk scalars are obtained by solving the corresponding equations of motion with a UV/IR localized quartic potential term and an IR/UV localized mass term [12]. In this way one can obtain UV or IR peaked and flat profiles depending on the bulk mass and the choice of boundary conditions. The resulting VEV profiles of the RS- A_4 scalar sector are:

$$v_{H(\Phi)}^{5D} = H_0(\phi_0) e^{(2+\beta_{H(\Phi)})k(|y|-\pi R)} \quad v_\chi^{5D} = \chi_0 e^{(2-\beta_\chi)k|y|} (1 - e^{(2\beta_\chi)k(|y|-\pi R)}), \quad (18.5)$$

where $\beta_{H\Phi,\chi} = \sqrt{4 + \mu_{H\Phi,\chi}^2}$, and $\mu_{H\Phi,\chi}$ is the bulk mass of the corresponding scalar in units of k , the cutoff of the 5D theory. The following vacua for the Higgs and the A_4 flavons Φ and χ

$$\langle \Phi \rangle = (v_\phi, v_\phi, v_\phi) \quad \langle \chi \rangle = (0, v_\chi, 0) \quad \langle H \rangle = v_H \begin{pmatrix} 1 & 0 \\ 0 & 1 \end{pmatrix}, \quad (18.6)$$

provide at LO TBM neutrino mixing and zero quark mixing [2,5]. The stability of the above vacuum alignment is discussed in [1]. The VEV of Φ induces an $A_4 \rightarrow Z_3$ SSB pattern, which in turn induces no quark mixing and is peaked towards the IR brane. Similarly, the VEV of χ induces an $A_4 \rightarrow Z_2$ SSB pattern peaked towards the UV brane and is in charge of the TBM mixing pattern in the neutrino sector. Subsequently, NLO interactions break A_4 completely and induce quark mixing and deviations from TBM, both in good agreement with experimental data. The Higgs VEV is in charge of the SSB pattern $SU(2)_L \times SU(2)_R \rightarrow SU(2)_D$, which is peaked towards the IR brane. The (gauge) SSB pattern on the UV brane is driven by orbifold BC and a planckian UV localized VEV, which is effectively decoupled from the model.

To summarize the implications of the NLO interactions in the quark and charged lepton sectors, we provide the structure of the LO+NLO quark mass matrices in the ZMA [1]:

$$\frac{1}{v}(M + \Delta M)_{u,d,e} = \underbrace{\begin{pmatrix} y_{u,d,e}^{4D} & y_{c,s,\mu}^{4D} & y_{t,b,\tau}^{4D} \\ y_{u,d,e}^{4D} & \omega y_{c,s,\mu}^{4D} & \omega^2 y_{t,b,\tau}^{4D} \\ y_{u,d,e}^{4D} & \omega^2 y_{c,s,\mu}^{4D} & \omega y_{t,b,\tau}^{4D} \end{pmatrix}}_{\sqrt{3}U(\omega) \text{diag}(y_{u_i,d_i,e_i}^{4D})} + \begin{pmatrix} \hat{f}_\chi^{u,d,e} \tilde{x}_1^{u,d,e} & \hat{f}_\chi^{c,s,\mu} \tilde{x}_2^{u,d,e} & \hat{f}_\chi^{t,b,\tau} \tilde{x}_3^{u,d,e} \\ 0 & 0 & 0 \\ \hat{f}_\chi^{u,d,e} \tilde{y}_1^{u,d,e} & \hat{f}_\chi^{c,s,\mu} \tilde{y}_2^{u,d,e} & \hat{f}_\chi^{t,b,\tau} \tilde{y}_3^{u,d,e} \end{pmatrix}, \quad (18.7)$$

where $\omega = e^{2\pi i/3}$, $v = 174\text{GeV}$ is the 4D Higgs VEV, $y_{u,c,t,d,s,b,e,\mu,\tau}^{4D}$ are the effective 4D LO Yukawa couplings and $\tilde{x}_i^{u,d,e}$, $\tilde{y}_i^{u,d,e}$ are the dimensionless coefficients of the 5D NLO Yukawa interactions. The function $\hat{f}_\chi^{u_i,d_i,e_i} \equiv y_{u_i,d_i,e_i}^{4D} f_\chi^{u_i,d_i,e_i} \simeq 2y_{u_i,d_i,e_i}^{4D} \beta_\chi C_\chi / (12 - c_{qL,\ell_L} - c_{u_i,d_i,e_i}) \simeq 0.05 y_{u_i,d_i,e_i}^{4D}$ describes the characteristic suppression of the 4D effective NLO Yukawa interactions and $C_\chi = \chi_0/M_{Pl}^{3/2} \simeq 0.155$. Finally, the unitary matrix, $U(\omega)$ is the LO left diagonalization matrix in both the up and down sectors and the charged lepton sector, $(V_L^{u,d,e})_{LO}$, which is independent of the LO Yukawa couplings, while $(V_R^{u,d,e})_{LO} = \mathbb{1}$ (see [1]). The NLO interactions in the neutrino sector induce corrections to the (13) and (31) elements of M_ν^{Dirac} ($y_\nu^{H\chi}$) and the diagonal elements of $M_\nu^{Maj.}$ ($y_\nu^{\chi^2}$) [1].

18.3. Phenomenology of RS-A₄ and constraints on the KK scale

The main difference between the RS-A₄ setup and an anarchic RS flavor scheme [13] lies in the degeneracy of fermionic LH bulk mass parameters, which implies the universality of LH zero mode profiles and hence forbids gauge mediated FCNC processes at tree level, including the KK gluon exchange contribution to ϵ_K . The latter provides the most stringent constraint on flavor anarchic models, together with the neutron EDM [13,14]. However, the choice of the common LH bulk mass parameter, c_q^L is strongly constrained by the matching of the top quark mass ($m_t(1.8 \text{ TeV}) \approx 140 \text{ TeV}$) and the perturbativity bound of the 5D top Yukawa coupling, y_t . Most importantly, when considering the tree level corrections to the $Zb\bar{b}$ coupling against the stringent EWPM at the Z pole, we realize [1] that for an IR scale, $\Lambda_{IR} \simeq 1.8 \text{ TeV}$ and $m_h \approx 200 \text{ GeV}$, c_q^L is constrained to be larger than 0.35. Assigning $c_q^L = 0.4$ and matching with m_t we obtain $y_t < 3$, which easily satisfies the 5D Yukawa perturbativity bound. The constraint on c_q^L from $Zb\bar{b}$ has a moderate dependence on the Higgs mass, such that the constraint $\Lambda_{IR} > 1.8 \text{ TeV}$ for $c_q^L = 0.35$ and $m_h \approx 200 \text{ GeV}$, is relaxed to $\Lambda_{IR} > 1.3 \text{ TeV}$ for $m_h \approx 1 \text{ TeV}$ [8]. The second most significant constraint comes from 1-loop Higgs mediated dipole operator NP contributions to the $b \rightarrow s\gamma$ process, $M_{KK}^{b \rightarrow s\gamma} \gtrsim 1.3 Y \text{ TeV}$, where Y is the overall scale of the dimensionless 5D Yukawa coefficients. The constraints coming from ϵ'/ϵ_K and the neutrino EDM were shown to be weaker by at least factor of 2 (See [8]).

Recently the MEG collaboration has established a new upper bound for the $\mu^+ \rightarrow e^+\gamma$ decay, given by $BR(\mu^+ \rightarrow e^+\gamma) < 2.4 \times 10^{-12}$ (90%C.L.) [7]. The most dominant NP contributions to $\mu \rightarrow e\gamma$ in the RS-A₄ setup will come from one-loop (dipole) Higgs diagrams analogous to the quark sector contributions estimated in [8]. Using the same formalism for obtaining a conservative estimation on $BR(\mu^+ \rightarrow e^+\gamma)_{RS-A_4}$, we find that the resulting constraint on Y and M_{KK} is less stringent than the ones mentioned above. A full analysis of the NP contributions to $\mu \rightarrow e\gamma$, including (currently neglected) one loop Z mediated contributions, will be the issue of a separate publication.

18.4. Higher order corrections to the PMNS matrix and θ_{13}

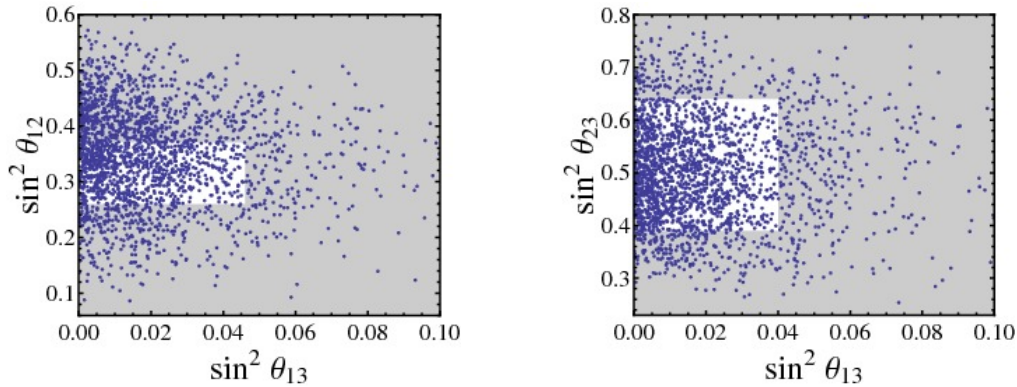


Figure 18.2. Model predictions for θ_{13} vs. θ_{12} (left) and θ_{23} (right) including all dominant higher order and cross talk effects. The white rectangles represent the 3σ allowed regions from the global fit of [10, 11].

The global fits based on the recent indications of $\nu_\mu \rightarrow \nu_e$ appearance in the T2K and MINOS experiments, allow one to obtain a significance of 3σ for $\theta_{13} > 0$, with best fit points at around $\theta_{13} \simeq 0.15$, depending on the precise treatment of reactor fluxes [10,11]. As a consequence, any flavor model, which predicts TBM at LO, has to be tested thoroughly for all possible higher order corrections to the PMNS matrix, such that the new fits are still "accessible" by a significant portion of the model parameter space.

In our case we are able to obtain analytic expressions for the corrected diagonalization matrices of both charged leptons and neutrinos, considering all dominant NLO effects. The resulting expressions are incredibly long and depend on the $\tilde{x}_i^e, \tilde{y}_i^e, y_\nu^{H\chi}$ and $y_\nu^{\chi^2}$ parameters and C_χ , which is constrained by the quark sector. Most importantly, these results do not depend on the LO Yukawa couplings (Form diagonalizable LO rotation matrices). We performed a scan over all NLO Yukawa couplings in the range $[0.3, 3]$ and with random complex phases. In Fig. 18.2 we present the model predictions for $\sin^2 \theta_{13}$ vs. $\sin^2 \theta_{12}$ (left) and $\sin^2 \theta_{23}$ (right) for a set of 3000 randomly generated points, with the 3σ allowed ranges of [10,11] represented by the white rectangles. It can be seen that the RS-A₄ model predictions significantly overlap with the allowed ranges for the neutrino mixing angles, which (re-)demonstrates the viability of models predicting TBM at LO.

REFERENCES

1. A. Kadosh and E. Pallante, JHEP **1008**, 115 (2010) [arXiv:1004.0321 [hep-ph]].
2. E. Ma and G. Rajasekaran, Phys. Rev. **D64**, 113012 (2001) K. S. Babu, E. Ma and J. W. F. Valle, Phys. Lett. **B552** 207 (2003); E. Ma, Phys. Rev. **D70**, 031901(2004) Talk at SI2004, Fuji-Yoshida, Japan, hep-ph/0409075.
3. L. Randall and R. Sundrum, Phys. Rev. Lett. **83**, 3370 (1999) [arXiv:hep-ph/9905221]; L. Randall and R. Sundrum, Phys. Rev. Lett. **83**, 4690 (1999) [arXiv:hep-th/9906064].
4. C. Csaki, C. Delaunay, C. Grojean and Y. Grossman, JHEP **0810**, 055 (2008) [arXiv:0806.0356 [hep-ph]].
5. X. G. He, Y. Y. Keum and R. R. Volkas, JHEP **0604**, 039 (2006) [arXiv:hep-ph/0601001].
6. K. Agashe, A. Delgado, M. J. May and R. Sundrum, JHEP **0308**, 050 (2003) [arXiv:hep-ph/0308036].
7. M. Carena, E. Ponton, J. Santiago and C.E.M. Wagner, arXiv:hep-ph/0701055.
8. A. Kadosh and E. Pallante, JHEP **1106**, 121 (2011) [arXiv:1101.5420 [hep-ph]]; A. Kadosh, arXiv:1102.4105 [hep-ph] (to appear in *Journal of Physics:Conference Series*).
9. P. F. Harrison, D. H. Perkins and W. G. Scott, Phys. Lett. B **458**, 79 (1999) [arXiv:hep-ph/9904297].
10. G. L. Fogli, E. Lisi, A. Marrone, A. Palazzo and A. M. Rotunno, Phys. Rev. D **84**, 053007 (2011) [arXiv:1106.6028 [hep-ph]].
11. T. Schwetz, M. Tortola and J. W. F. Valle, New J. Phys. **13**, 109401 (2011) [arXiv:1108.1376 [hep-ph]].
12. W. D. Goldberger and M. B. Wise, Phys. Rev. Lett. **83**, 4922 (1999) [arXiv:hep-ph/9907447];
13. K. Agashe, G. Perez and A. Soni, Phys. Rev. D **71**, 016002 (2005) [arXiv:hep-ph/0408134];
14. O. Gedalia, G. Isidori and G. Perez, Phys. Lett. **B 682**, 200 (2009) [arXiv:0905.3264 [hep-ph]].
G. Cacciapaglia, C. Csaki, G. Marandella and J. Terning, JHEP **0702**, 036 (2007) [arXiv:hep-ph/0611358].
15. J. Adam *et al.* [MEG Collaboration], Phys. Rev. Lett. **107**, 171801 (2011) [arXiv:1107.5547 [hep-ex]].

Chapter 19

Quark-Lepton Complementarity and Triminimal Parametrization of Neutrino Mixing Matrix

Sin Kyu Kang

Abstract

We discuss how a parametrization of neutrino mixing matrix reflecting quark-lepton complementarity can be probed by considering phase-averaged oscillation probabilities, flavor composition of neutrino fluxes coming from atmospheric and astrophysical neutrinos and lepton flavor violating radiative decays. We study about some distinct features of the parametrization by comparing with the triminimal parametrization of perturbations to tri-bimaximal neutrino mixing matrix.

19.1. introduction

The enormous progress made in solar, atmospheric and terrestrial neutrino experiments [3] provides us with very robust evidence for the existence of neutrino oscillations, a new window to physics beyond the standard model. The current global fits of the neutrino mixing angles are given at the $1(3)\sigma$ level by [2]

$$\begin{aligned}\theta_{12} &= 34.4 \pm 1.0 \left({}^{+3.2}_{-2.9} \right)^\circ \\ \theta_{23} &= 42.8^{+4.7}_{-2.9} \left({}^{+10.7}_{-7.3} \right)^\circ \\ \theta_{13} &= 5.6^{+3.0}_{-2.7} (\leq 12.5)^\circ.\end{aligned}\tag{19.1}$$

Those results are well consistent with the so-called tri-bimaximal (TB) neutrino mixing pattern [3]

$$U_0 = \begin{pmatrix} \frac{2}{\sqrt{6}} & \frac{1}{\sqrt{3}} & 0 \\ \frac{-1}{\sqrt{6}} & \frac{1}{\sqrt{3}} & \frac{1}{\sqrt{2}} \\ \frac{1}{\sqrt{6}} & \frac{-1}{\sqrt{3}} & \frac{1}{\sqrt{2}} \end{pmatrix}.\tag{19.2}$$

It corresponds to $\sin 2\theta_{12} = 1/3$, $\sin 2\theta_{23} = 1/2$ and $\sin 2\theta_{13} = 0$. Although TB mixing can be achieved by imposing some flavor symmetries, it is widely accepted that TB is a good zeroth order approximation to reality and there will be deviations from TB in general. With this in mind, it is meaningful to parameterize the lepton mixing matrix in such a way that deviations from TB are manifest. A useful parametrization of the lepton mixing matrix, so-called “triminimal” parametrization, has been proposed such that a mixing angle in the mixing matrix is given by the sum of a zeroth order angle θ_{ij}^0 and a small perturbation ϵ_{ij} with $\theta_{ij} = \theta_{ij}^0 + \epsilon_{ij}$. A merit of this parametrization is that it leads to simple formulas for neutrino flavor mixing so that the effects of deviations from the TB mixing could be easily probed as shown in [4], which is not shared by other parameterizations.

In this talk [5], we will discuss how the Quark-Lepton Complementarity (QLC) parametrization reflecting a possible hint of the grand unification or quark-lepton symmetry can be probed by considering phase-averaged oscillation probabilities which can be measured from neutrino experiments, flavor composition of neutrino fluxes coming from atmospheric and astrophysical neutrino sources and lepton flavor violating radiative decays. We note that while consideration of the lepton flavor violating radiative processes can only be applied to the particular model such as the supersymmetric standard model, that of phase-averaged oscillation probabilities as well as flavor composition of neutrino fluxes are model independent. We will also discuss about some distinct features of the QLC parametrization by comparing with the so-called triminimal parametrization of perturbations to tri-bimaximal neutrino mixing matrix [4] which has been proposed so that the effects of deviations from the tri-bimaximal mixing could be easily probed.

19.2. quark-lepton complementarity

It has been noted that the solar and atmospheric neutrino mixing angles θ_{12} and θ_{23} measured from neutrino oscillation experiments and the quark mixing angles θ_{q12} and θ_{q23} reveal a surprising relation

$$\theta_{12} + \theta_{q12} \simeq \theta_{23} + \theta_{q23} \simeq 45^\circ, \quad (19.3)$$

which is satisfied by the experimental results $\theta_{12} + \theta_{q12} = 47.4 \pm 1.1 \left({}^{+3.3}_{-3.0} \right)^\circ$ and $\theta_{23} + \theta_{q23} = 45.2^{+4.2}_{-2.9} \left({}^{+10.8}_{-7.4} \right)^\circ$ to within a few percent accuracy [2,?]. This quark-lepton complementarity (QLC) relation (19.3) has been interpreted as an evidence for certain quark-lepton symmetry or quark-lepton unification as shown in Refs. [5]. In the light of the QLC, it is still experimentally allowed for the neutrino mixing matrix to be composed of a CKM-like matrix and maximal mixing matrices as shown in [7,?]. Among possible compositions, in this paper, we consider the following parametrization:

$$U_{PMNS} = R_{32} \left(\frac{\pi}{4} \right) U_{CKM}^\dagger R_{21} \left(\frac{\pi}{4} \right), \quad (19.4)$$

where U_{CKM} denotes the CKM mixing matrix. The reason why we consider this particular parametrization for the QLC relations is that it is well compared with the triminimal parametrization and thus we can simply examine if the effects of deviations from the TB mixing can reflect the QLC relations by investigating a few observables presented by simple formulas not shared by other parameterizations. This parametrization can be obtained from the grand unification or quark-lepton symmetry as shown in [7]. In some unified gauge group such as $SO(10)$, there exist some relations among the Yukawa matrices: $Y_\nu = Y_u = Y_u^T$ and $Y_e = Y_d^T$, where Y_ν, Y_u, Y_d and Y_e denote the Dirac neutrino, up-type quark, down-type quark and charged lepton Yukawa matrices, respectively. Then, the so-called PMNS neutrino mixing matrix U_{PMNS} is given by $U_{PMNS} = V_d^T U_d U_{CKM}^\dagger V_M$, and thus we obtain Eq.(19.4) by taking $V_d^T U_d = R_{23}(\pi/4)$ and $V_M = R_{21}(\pi/4)$, where U_d, V_d correspond to the left-handed and right-handed rotation matrices of down-type quark Yukawa matrix, respectively, and the mixing matrix V_M represents the diagonalizing matrix of $Y_\nu^{diag} V_0^\dagger M_R^{-1} V_0^* Y_\nu^{diag}$ with a rotation matrix V_0 and right-handed heavy Majorana mass matrix M_R . Thus, this parametrization can be used to probe a signal of the grand unification or quark-lepton symmetry. From the analysis, one can easily prove that this parametrization leads to QLC with an accuracy of order $O(\lambda^2)$. From now on, we call the parametrization of neutrino mixing matrix given by Eq.(19.4) “QLC parametrization”.

19.3. Neutrino Observables

Let us first take U_{CKM} as the Wolfenstein parametrization [9] as follows:

$$U_{CKM} = \begin{pmatrix} 1 - \frac{1}{2}\lambda^2 & \lambda & A\lambda^3(\rho - i\eta) \\ -\lambda & 1 - \frac{1}{2}\lambda^2 & A\lambda^2 \\ A\lambda^3(1 - \rho - i\eta) & -A\lambda^2 & 1 \end{pmatrix} \quad (19.5)$$

For our numerical calculation, we use the following inputs given by the Particle Data Group [3]:

$$\begin{aligned} \lambda &= 0.2257^{+0.0009}_{-0.0010}, & A &= 0.814^{+0.021}_{-0.022}, \\ \bar{\rho} &= 0.135^{+0.031}_{-0.016}, & \bar{\eta} &= 0.349^{+0.015}_{-0.017} \end{aligned} \quad (19.6)$$

where $\bar{\rho} = \rho - \frac{1}{2}\lambda^2 + O(\lambda^4)$, $\bar{\eta} = \eta - \frac{1}{2}\eta\lambda^2 + O(\lambda^4)$. Inserting Eq.(19.5) into Eq.(19.4), we can present the deviations from maximal mixing of the solar and atmospheric mixing angles in powers of λ : $\theta_{sol} \simeq \pi/4 - \lambda$ and $\theta_{atm} \simeq \pi/4 - A\lambda^2$. We also obtain the mixing angle θ_{13} which is of order λ^3 .

To evaluate the neutrino mixing probabilities for phased-averaged propagation, $P_{\nu_\alpha \leftrightarrow \nu_\beta}$, which is appropriate when the oscillation phase $\Delta m^2 L/4E$ is very large, we need to know $|U_{\alpha i}|^2$ as well discussed in [4]. From Eq.(19.4), we get the matrix form of $|U_{\alpha i}|^2$ which is defined by $\underline{U}_{\alpha i} \equiv |U_{\alpha i}|^2$,

$$\begin{aligned} \underline{U} = & \frac{1}{4} \left\{ \begin{pmatrix} 2 & 2 & 0 \\ 1 & 1 & 2 \\ 1 & 1 & 2 \end{pmatrix} + \lambda \begin{pmatrix} 4 & -4 & 0 \\ -2 & 2 & 0 \\ -2 & 2 & 0 \end{pmatrix} \right. \\ & \left. + A\lambda^2 \begin{pmatrix} 0 & 0 & 0 \\ 2 & 2 & -1 \\ -2 & -2 & 1 \end{pmatrix} + \lambda^3 \begin{pmatrix} -2 & 2 & 0 \\ 1-S & -1+S & 0 \\ 1+S & -1-S & 0 \end{pmatrix} \right\}, \end{aligned} \quad (19.7)$$

where $S = 2A + 2A\rho$. In fact, \underline{U}_{e3} is of order of λ^6 , so we have ignored it. The neutrino mixing probabilities for phased-averaged propagation is given by $P_{\nu_\alpha \leftrightarrow \nu_\beta} = \sum_i \underline{U}_{\alpha i} \underline{U}_{\beta i}$. Using Eq.(19.7), we obtain

$$\begin{aligned} P_{\nu_e \leftrightarrow \nu_e} &\simeq \frac{1}{2} + 2\lambda^2 \\ P_{\nu_e \leftrightarrow \nu_\mu} &\simeq \frac{1}{4} - (1 - \frac{1}{2}A)\lambda^2 \\ P_{\nu_e \leftrightarrow \nu_\tau} &\simeq \frac{1}{4} - (1 + \frac{1}{2}A)\lambda^2 \\ P_{\nu_\mu \leftrightarrow \nu_\mu} &\simeq \frac{3}{8} + \frac{1}{2}(1 - A)\lambda^2 \\ P_{\nu_\mu \leftrightarrow \nu_\tau} &\simeq \frac{3}{8} + \frac{1}{2}\lambda^2 \\ P_{\nu_\tau \leftrightarrow \nu_\tau} &\simeq \frac{3}{8} + \frac{1}{2}(1 + A)\lambda^2. \end{aligned} \quad (19.8)$$

Here, it is interesting to observe that the only terms proportional to λ^2 survive in each $P_{\nu_\alpha \leftrightarrow \nu_\beta}$. We have observed that the contributions at the next next leading order are of order λ^4 . Imposing the experimental results for λ and A , we predict the values of $P_{\nu_\alpha \leftrightarrow \nu_\beta}$ corresponding to the best fit values in Eq.(19.6) as follows;

$$\begin{aligned} P_{\nu_e \leftrightarrow \nu_e} &\simeq 0.6019, & P_{\nu_e \leftrightarrow \nu_\mu} &\simeq 0.2198, \\ P_{\nu_e \leftrightarrow \nu_\tau} &\simeq 0.1783, & P_{\nu_\mu \leftrightarrow \nu_\mu} &\simeq 0.3797, \\ P_{\nu_\mu \leftrightarrow \nu_\tau} &\simeq 0.4005, & P_{\nu_\tau \leftrightarrow \nu_\tau} &\simeq 0.4212. \end{aligned} \quad (19.9)$$

As discussed in [4], it is also interesting to examine how the phase-averaged mixing matrix in Eq. (19.7) modifies the flavor composition of the neutrino fluxes. The most common source for atmospheric and astrophysical neutrinos is thought to be pion production and decay. The pion decay chain generates an initial neutrino flux with flavor composition given approximately [10] by $\Phi_e^0 : \Phi_\mu^0 : \Phi_\tau^0 = 1 : 2 : 0$ for the neutrino fluxes. According to Eq. (19.7), the fluxes Φ_α arriving at earth have a flavor ratio of

$$\begin{aligned}\Phi_e : \Phi_\mu : \Phi_\tau &= 1 + 4A\lambda^2 : 1 - \frac{1}{2}A\lambda^2 : 1 - \frac{1}{2}A\lambda^2 \\ &\simeq 1.2 : 1 : 1.\end{aligned}\tag{19.10}$$

This result shows that $\nu_\mu \leftrightarrow \nu_\tau$ symmetry is kept in the sense that $\Phi_\mu/\Phi_\tau = 1$, which is mainly due to the smallness of U_{e3} . The effects of breaking $\nu_\mu \leftrightarrow \nu_\tau$ symmetry appear at order of λ^4 .

19.4. lepton flavor violation

Now, let us study the implication of the parametrization given by Eq. (19.4) reflecting quark-lepton unification by considering the lepton flavor violating (LFV) decays particularly in the context of supersymmetric standard model (SSM). As is well known, the LFV decays in SSM can be caused by the misalignment of lepton and slepton mass matrices [6] and the branching ratios of the LFV decays depend on the specific structure of the neutrino Dirac Yukawa matrix Y_ν [7]. It is well known that the RG running induces off-diagonal terms in the slepton mass matrix even for the case of universal slepton masses at GUT scale¹ [13]:

$$m_{l_{ij}}^2 \simeq -\frac{1}{8\pi^2}(3m_0^2 + A_0^2)(Y'_\nu Y'^{\dagger}_\nu)_{ij} \log \frac{M_G}{M_X},\tag{19.11}$$

where m_0, A_0 are universal soft scalar mass and soft trilinear A parameter, and M_G and M_X denote the GUT scale and the characteristic scale of the right-handed neutrinos at which off-diagonal contributions are decoupled [13], respectively. Here, the Dirac neutrino Yukawa matrix, Y'_ν , is defined in the basis where the charged lepton Yukawa matrix and the heavy Majorana mass matrix are real and diagonal, and thus the term $Y'_\nu Y'^{\dagger}_\nu$ can be written as

$$Y'_\nu Y'^{\dagger}_\nu = R_{23} \left(\frac{\pi}{4} \right) U_{\text{CKM}}^\dagger (Y_\nu^D)^2 U_{\text{CKM}} R_{23}^\dagger \left(\frac{\pi}{4} \right),\tag{19.12}$$

where Y_ν^D stands for the diagonal form of the Dirac neutrino Yukawa matrix. For quark-lepton unification, $Y_\nu^D = Y_u^D = y_t \text{Diag}[\lambda^8, \lambda^4, 1]$ where y_t is top quark Yukawa coupling [14]. Imposing the above form of Y_ν^D , we obtain $(Y'_\nu Y'^{\dagger}_\nu)_{12} \simeq (Y'_\nu Y'^{\dagger}_\nu)_{13} \simeq \lambda^3$, which leads to $Br(\mu \rightarrow e\gamma)/Br(\tau \rightarrow e\gamma) \simeq 1$ and it reflects the $\mu - \tau$ symmetry. Also, one can get $(Y'_\nu Y'^{\dagger}_\nu)_{12}{}_{23} \simeq 1$, so that $Br(\mu \rightarrow e\gamma)/Br(\tau \rightarrow \mu\gamma) \simeq \lambda^6$. These results indicate that the branching ratio of the LFV decay $\mu(\tau) \rightarrow e\gamma$ is negligibly small compared with that of $\tau \rightarrow \mu\gamma$.

19.5. Implications of QLC parametrization

Now, let us discuss about the implication of the results obtained from the QLC parametrization by comparing with the triminimal parametrization of perturbations to tri-bimaximal neutrino mixing matrix. To accommodate the expected deviations from the TB mixing form studied in the literatures [15], the triminimal parametrization of perturbations to tri-bimaximal neutrino mixing matrix has been proposed [4] as follows:

$$U_{TMin} = R_{32} \left(\frac{\pi}{4} \right) U_\epsilon(\epsilon_{32}; \epsilon_{13}, \delta; \epsilon_{21}) R_{21} \left(\sin^{-1} \frac{1}{\sqrt{3}} \right)\tag{19.13}$$

¹We note that the RG-induced off-diagonal terms in the slepton mass matrix is more precisely given by [12] $m_{l_{ij}}^2 \simeq -\frac{1}{8\pi^2}(3m_0^2 + A_0^2) \left(Y_{\nu ik}^\dagger \log \frac{M_G}{M_{R_k}} Y_{\nu kj} \right)$. But for the sake of simplicity we assume the log term to be universal in our study.

where $R_{ij}(\theta)$ describes a rotation in the ij -plane through angle θ , $U_\delta = \text{diag}(e^{i\delta/2}, 1, e^{-i\delta/2})$ and $U_\epsilon = R_{32}(\epsilon_{32})U_\delta^\dagger R_{13}(\epsilon_{13}(\epsilon_{13})U_\delta R_{21}(\epsilon_{21}))$. From the analysis, we obtain the following relations between both parameterizations.

$$\sin \epsilon_{13} e^{-i\delta} \simeq \epsilon_{13} e^{-i\delta} \simeq A\lambda^3 [1 - \rho + i\eta] \quad (19.14)$$

$$\sin \epsilon_{32} \simeq \epsilon_{32} \simeq -A\lambda^2 \quad (19.15)$$

$$\sin \epsilon_{21} \simeq \epsilon_{21} \simeq \frac{s}{c} \left(1 - \frac{\lambda}{cs} + \frac{s^2}{c^2} \lambda^2\right) \quad (19.16)$$

where $s = (\sqrt{2} - 1)/\sqrt{6}$, $c = (\sqrt{2} + 1)/\sqrt{6}$. The first result of the above relations indicates that the QLC parametrization predicts the size of the neutrino mixing angle $\theta_{13} = \epsilon_{13}$ which is at most of order λ^3 . The on-going reactor experiments designed to measure θ_{13} will test whether the QLC parametrization is ruled out or not. The precise measurements of the mixing angles θ_{23} and θ_{12} would also be useful to probe the QLC parametrization. The determination of $\sin^2 \theta_{12}$ to 2% level which is comparable to that of the Cabibbo angle ($\simeq 1.4\%$) can be achievable in the reactor neutrino experiments as shown in [16] and that of $\sin^2 2\theta_{23}$ to 1% is expected to reach in the JPARC-SK experiment [17]. The QLC parametrization is very predictable because the deviations from two maximal mixing angles can be presented in terms of the well measured parameters in the CKM matrix. Although the QLC parametrization looks like leading to similar results from the triminimal parametrization, the results presented in Eqs.(19.8,19.10) show that the parameter C defined in [4] is particularly zero in the QLC parametrization, which is a distinctive feature of the QLC parametrization. If future experiments confirm our results obtained from the QLC parametrization, it would be difficult to differentiate between the QLC parametrization reflecting deviations from the bi-maximal mixing [18] and the triminimal parametrization reflecting deviations from the tri-bimaximal mixing. Confirmation of our results obtained above may also serve as a possible hint of the grand unification or quark-lepton symmetry.

19.6. Conclusion

In conclusion, we have examined how the QLC parametrization reflecting a possible hint of the grand unification or quark-lepton symmetry can be probed by considering phase-averaged oscillation probabilities which can be measured from neutrino experiments, flavor composition of neutrino fluxes coming from atmospheric and astrophysical neutrino sources and the ratios of the branching fractions of lepton flavor violating radiative decays. We have found that those observables are predicted in terms of the well measured parameters of CKM matrix. We have discussed about some distinct features of the QLC parametrization by comparing with the triminimal parametrization which has been proposed so that the effects of deviations from the tri-bimaximal mixing could be probed.

REFERENCES

1. K. Nakamura et al. (Particle Data Group), J. Phys. **G 37**, 075021 (2010).
2. M. C. Gonzalez-Garcia, M. Maltoni and J. Salvado, JHEP **04**, 056 (2010).
3. P. F. Harrison, D. H. Perkins and W. G. Scott, Phys. Lett. **B 530**, 167 (2002); P. F. Harrison and W. G. Scott, Phys. Lett. **B 535**, 163 (2002); Phys. Lett. **B 557**, 76 (2003); Z. Z. Xing, Phys. Lett. **B 533**, 85 (2002); X. He and A. Zee, Phys. Lett. **B560**, 87 (2003); E. Ma, Phys. Rev. Lett. **90**, 221802 (2003); C. I. Low and R. R. Volkas, Phys. Rev. **D 68**, 033007 (2003); G. Altarelli and F. Feruglio, Nucl. Phys. **B 720**, 64 (2005).
4. S. Pakvasa, W. Rodejohann and T. J. Weiler, Phys. Rev. Lett. **100**, 111801 (2008).
5. This talk is based on the paper, Sin Kyu Kang, Phys. Rev. D, (2011).
6. M. Raidal, Phys. Rev. Lett. **93** (2004) 161801; H. Minakata and A. Yu. Smirnov, Phys. Rev. D **70** (2004) 073009; J. Ferrandis and S. Pakvasa, Phys. Lett. **B 603**, 184 (2004); S. K. Kang, C. S. Kim and J. Lee, Phys. Lett. **B 619**, 129 (2005); P. H. Frampton and R. N. Mohapatra, JHEP **0501** (2005) 025.

7. K. Cheung, S. K. Kang, C. S. Kim and J. Lee, Phys. Rev. **D72**, 036003 (2005).
8. A. Datta, L. Everett, P. Ramond, Phys. Lett. **B 620**, 42 (2005).
9. L. Wolfenstein, Phys. Rev. Lett. **51**, 1945 (1983).
10. P. Lipari, M. Lusignoli and D. Meloni, Phys. Rev. **D 75**, 123005 (2007).
11. F. Borzumati and A. Masiero, Phys. Rev. Lett. **57**, 961 (1986).
12. J. R. Ellis, J. Hisano, M. Raidal and Y. Shimizu, Phys. Rev. **D 66**, 115013 (2002); A. Masiero, S. K. Vempati and O. Vives, New J. Phys. **6**, 202 (2004).
13. J. A. Casas and A. Ibarra, Nucl. Phys. B **618**, 171 (2001).
14. N. Haba and Y. Shimizu, Phys. Lett. **B 560**, 133 (2003).
15. For an incomplete list see: Z. Z. Xing, Phys. Lett. **B 533** (2002) 85; J. D. Bjorken, P. F. Harrison and W. G. Scott, Phys. Rev. **D 74** (2006) 073012; F. Plentinger and W. Rodejohann, Phys. Lett. **B 625**, 264 (2005); S. Antusch and S. F. King, Phys. Lett. **B 631**, 42 (2005); S. Luo and Z. Z. Xing, Phys. Lett. **B 632**, 341 (2006); S. K. Kang, Z. Z. Xing and S. Zhou, Phys. Rev. **D 73**, 013001 (2006); N. Haba, A. Watanabe and K. Yoshioka, Phys. Rev. Lett. **97**, 041601 (2006); M. Hirsch, E. Ma, J. C. Romao, J. W. F. Valle and A. Villanova del Moral, Phys. Rev. **D 75**, 053006 (2007); X. G. He and A. Zee, Phys. Lett. **B 645**, 427 (2007); A. Dighe, S. Goswami and W. Rodejohann, Phys. Rev. **D 75**, 073023 (2007); M. Lindner and W. Rodejohann, JHEP **0705**, 089 (2007); K. A. Hochmuth, S. T. Petcov and W. Rodejohann, Phys. Lett. **B 654**, 177 (2007); M. Honda and M. Tanimoto, Prog. Theor. Phys. **119**, 583 (2008); S. Luo, Phys. Rev. **D 78**, 016006 (2008); A. Datta, arXiv:0807.0420; A. Hayakawa, H. Ishimori, Y. Shimizu and M. Tanimoto, Phys. Lett. **B 680**, 334 (2009); T. Araki, J. Mei and Z. Z. Xing, Phys. Lett. **B 695**, 165 (2011).
16. H. Minakata, H. Nunokawa, W. J. C. Teves and R. Z. Funchal, Phys. Rev. **D 71**, 013005 (2005).
17. H. Minakata, M. Sonoyama and H. Sugiyama, Phys. Rev. **D 70**, 113012 (2004).
18. See for example, V. D. Barger, S. Pakvasa, T. J. Weiler and K. Whisnant, Phys. Lett. **B 437**, 107 (1998); G. Altarelli and F. Feruglio, JHEP **9811**, 021 (1998); H. Fritzsch and Z. Z. Xing, Phys. Lett. **B 440**, 313 (1998); S. Davidson and S.F. King, Phys. Lett. **B 445**, 191 (1998); M. Tanimoto, Phys. Rev. **D 59**, 017304 (1998); Y. Nomura and T. Yanagida, Phys. Rev. **D 59**, 017303 (1998); R. N. Mohapatra and S. Nussinov, Phys. Rev. **D 60**, 013002 (1999); S. K. Kang and C. S. Kim, Phys. Rev. **D 59**, 091302 (1999). H. Fritzsch and Z. Z. Xing, Prog. Part. Nucl. Phys. **45**, 1 (2000) and references therein.

Chapter 20

Supersymmetric Musings on the Predictivity of Family Symmetries

Kenji Kadota, Jörn Kersten, Liliana Velasco-Sevilla

Abstract

We discuss the predictivity of family symmetries for the soft supersymmetry breaking parameters in the framework of supergravity. Unknown details of the messenger sector and the supersymmetry breaking hidden sector enter into the soft parameters, making it difficult to obtain robust predictions. However, specific choices of messenger fields can improve the predictivity.

20.1. Introduction

Models with family symmetries aim to explain the masses and mixings of fermions, often assigning the quantum numbers in such a way that non-zero Yukawa couplings are forbidden. Instead, the matter fields couple to a number of flavon and vector-like messenger fields. Integrating out these heavy messengers yields an effective theory with non-renormalizable couplings between matter fields and flavons. When the latter develop vacuum expectation values, the family symmetry is broken spontaneously and non-zero Yukawa couplings arise, which are suppressed by powers of the ratio of flavon vacuum expectation values (vevs) and messenger masses. Since the level of suppression is different for different elements of the Yukawa matrices, one can naturally obtain hierarchical fermion masses [1].

Family symmetries also restrict the soft scalar masses and trilinear couplings in supersymmetric theories, provided that SUSY breaking is mediated to the visible sector at a scale where the family symmetry is unbroken [2,3], which is the case for gravity mediation, for example. If all matter fields transform under the three-dimensional representation of a non-Abelian symmetry, only flavor-diagonal sfermion mass terms $\tilde{\psi}_i^* \delta_{ij} m_0^2 \tilde{\psi}_j$ are allowed. Non-zero trilinear scalar couplings are forbidden like the Yukawa couplings. Thus, the SUSY flavor problem is solved because flavor-changing neutral currents (FCNCs) are suppressed.

The breaking of the family symmetry leads to corrections to the soft SUSY breaking parameters. Like the Yukawa couplings, they are suppressed by the ratio of flavon vevs and messenger masses, so FCNCs remain under control. Even better, they are in principle determined by the model. Consequently, we can possibly test

family symmetries not only by measuring fermion masses and mixings but also by observing flavor-changing processes [4]. In the following, we shall discuss to which extent this is indeed feasible, summarizing the results of [5].

20.2. Sfermion Masses from an SU(3) Family Symmetry

As an example, let us consider a model with an SU(3) family symmetry [6]. The matter superfields ψ and ψ^c transform as triplets under SU(3), while the flavons transform as anti-triplets. For our purposes it will be sufficient to consider a single flavon $\bar{\phi}$. In the renormalizable theory, the diagrams relevant for Yukawa couplings have the form shown in Fig. 20.1 [7]. It involves two different messengers χ_1 and χ_2 , which transform as anti-triplet and singlet, respectively. After integrating out the messengers and breaking the family symmetry, we obtain Yukawa couplings

$$Y \sim \frac{\langle \bar{\phi} \rangle^2}{M_{\chi_1} M_{\chi_2}}; . \quad (20.1)$$

They contain the product of the two messenger masses. Thus, only this product is determined by the observed fermion masses.

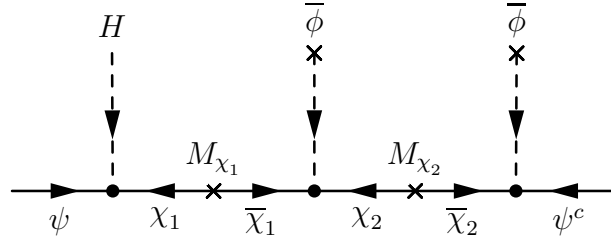


Figure 20.1. Feynman diagram responsible for Yukawa couplings in the renormalizable theory

As to the soft SUSY breaking parameters, the family symmetry enforces flavor-conserving scalar masses and vanishing trilinear couplings while it is unbroken. In order to find the changes after symmetry breaking, we consider corrections to the Kähler potential, which can be visualized by diagrams like those shown in Fig. 20.2. For a rigorous calculation, one starts with the superpotential and Kähler potential of the renormalizable theory and integrates out the messengers by solving the equations $\partial W / \partial \chi_i = \partial W / \partial \bar{\chi}_i = 0$ ($i = 1, 2$) for the messenger fields [8]. Plugging the results into the potentials yields an effective theory, in which one calculates the soft SUSY breaking parameters using the usual supergravity formalism [9]. A rough estimate for the soft scalar mass matrices is $(\tilde{m}_\psi^2)_{ij} \sim m_0^2 \frac{\partial^2 K_{\text{eff}}}{\partial \psi_i^* \partial \psi_j}$ and $(\tilde{m}_{\psi^c}^2)_{ij} \sim m_0^2 \frac{\partial^2 K_{\text{eff}}}{\partial \psi_i^{c*} \partial \psi_j^c}$.

Considering the diagrams in Fig. 20.2, we see that the left one is forbidden by the family symmetry since $\bar{\chi}_1$ is a triplet. This has two important consequences. First, the soft mass matrix of the SU(2)_L doublet sfermions remains universal, $(\tilde{m}_\psi^2)_{ij} = m_0^2 \delta_{ij}$. Second, the messenger mass M_{χ_1} does not enter into the soft scalar masses. They depend only on the mass M_{χ_2} of the family symmetry singlet messenger, which appears in

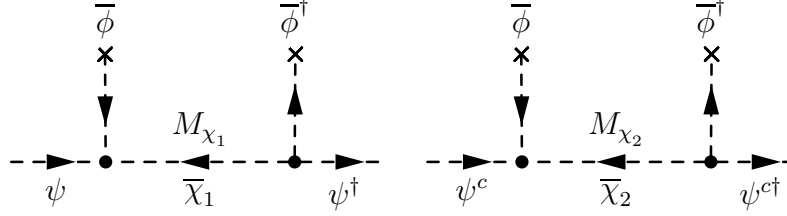


Figure 20.2. Diagrams relevant for the Kähler potential. Only the right one is allowed by the family symmetry in the model discussed in Sec. 20.2.

contributions to the $SU(2)_L$ singlet scalar masses,

$$\tilde{m}_{\psi^c}^2 \sim m_0^2 \left(1 + \frac{\langle \bar{\phi} \rangle^2}{M_{\chi_2}^2} \right). \quad (20.2)$$

These contributions correspond to the right diagram in Fig. 20.2. Including the family indices of the fields and their vevs [6], one can easily verify that the corrections from family symmetry breaking violate flavor.

In summary, the Yukawa couplings depend on a different combination of messenger masses than the soft scalar masses. Consequently, the latter are *not* determined by the fermion masses. The same conclusion holds for the trilinear couplings [5]. The predictivity of the model in the SUSY breaking sector is constrained to the $SU(2)_L$ doublet scalar masses. Further uncertainties stem from a dependence on the hidden sector where SUSY is broken, although they affect only overall mass scales but not the flavor structure [5].

20.3. A More Predictive Messenger Sector

The situation changes if one generates Yukawa couplings via diagrams of the type shown in Fig. 20.3. Both messengers are $SU(3)$ singlets now. Equation (20.1) for the Yukawa couplings is unchanged, and the right diagram of Fig. 20.2 still yields Eq. (20.2) for the $SU(2)_L$ singlet soft masses. The crucial difference to the

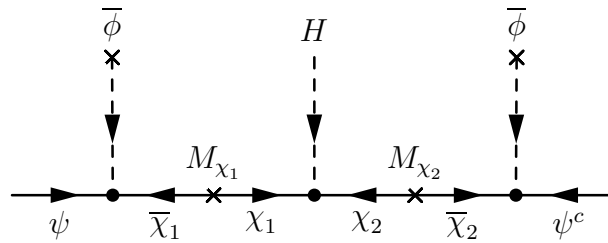


Figure 20.3. Generating Yukawa couplings with $SU(3)$ singlet messengers only

case considered previously is that now the left diagram of Fig. 20.2 is allowed, too. It yields

$$\tilde{m}_\psi^2 \sim m_0^2 \left(1 + \frac{\langle \bar{\phi} \rangle^2}{M_{\chi_1}^2} \right). \quad (20.3)$$

Consequently, flavor violation appears in *all* soft scalar masses in this case. Even more importantly, the soft SUSY breaking parameters depend on *all* messenger masses. This leads to predictions in the form of correlations between parameters appearing in different observables. Introducing the small parameters $\epsilon_{u,d}$, $\tilde{\epsilon}_{Q,L}$, and $\tilde{\epsilon}_{u,d,e}$, which appear in the Yukawa couplings, SU(2)_L doublet scalar masses, and SU(2)_L singlet scalar masses, respectively,¹ we find

$$\tilde{\epsilon}_Q \tilde{\epsilon}_u \sim \epsilon_u^2, \quad \tilde{\epsilon}_Q \tilde{\epsilon}_d \sim \epsilon_d^2, \quad \tilde{\epsilon}_L \tilde{\epsilon}_e \sim \epsilon_d^2. \quad (20.4)$$

In particular, no expansion parameter can be smaller than about 0.01, since otherwise another parameter would become larger than 1.

The complete soft scalar mass squared matrices are

$$\tilde{m}_f^2 \sim m_0^2 \begin{pmatrix} 1 & \tilde{\epsilon}_f^2 \epsilon_d^2 & \tilde{\epsilon}_f^2 \epsilon_d^2 \\ \cdot & 1 + \tilde{\epsilon}_f^2 & \tilde{\epsilon}_f^2 \\ \cdot & \cdot & 1 \end{pmatrix}, \quad f = u, d, Q, e, L \quad (20.5)$$

at the family symmetry breaking scale. The dots stand for elements determined by hermiticity. We have omitted complex phases and factors of order one.

A very simple example consistent with the conditions (20.4) is

$$\tilde{\epsilon}_Q = \tilde{\epsilon}_d = \tilde{\epsilon}_L = \tilde{\epsilon}_e = \epsilon_d \approx 0.15, \quad \tilde{\epsilon}_u = \epsilon_u^2 / \epsilon_d \approx 0.02. \quad (20.6)$$

In this case, a rough estimate shows that most predicted FCNCs are well below the experimental limits. However, the contributions to the mass difference of the neutral kaons and to the branching ratio of the decay $\mu \rightarrow e\gamma$ can reach their upper bounds. This demonstrates that an experimental test of family symmetries via observing FCNCs may indeed be feasible.

20.4. Conclusions

Non-Abelian family symmetries can solve the SUSY flavor and CP problems. They also have the potential to make predictions for the soft SUSY breaking parameters, but this is not possible in all cases. The predictivity of a model depends on details of its messenger sector. We have illustrated these issues using one particular fermion mass model with an SU(3) family symmetry as an example.

REFERENCES

1. C. D. Froggatt and H. B. Nielsen, Nucl. Phys. **B147** (1979) 277.
2. S. Abel, S. Khalil, and O. Lebedev, Phys. Rev. Lett. **89** (2002) 121601 [arXiv:hep-ph/0112260].
3. G. G. Ross and O. Vives, Phys. Rev. **D67** (2003) 095013 [arXiv:hep-ph/0211279].
4. M. Dine, R. G. Leigh, and A. Kagan, Phys. Rev. **D48** (1993) 4269 [arXiv:hep-ph/9304299].
5. K. Kadota, J. Kersten, and L. Velasco-Sevilla, Phys. Rev. **D82** (2010) 085022 [arXiv:1007.1532].
6. I. de Medeiros Varzielas and G. G. Ross, Nucl. Phys. **B733** (2006) 31 [arXiv:hep-ph/0507176].

¹Each parameter is defined by an equation of the form $\epsilon^2 = \langle \bar{\phi} \rangle^2 / M_\chi^2$. The large number of expansion parameters is due to the fact that the model actually contains different messengers for different sectors, e.g., for up- and down-type quarks.

7. I. de Medeiros Varzielas, arXiv:0801.2775.
8. L. Brizi, M. Gomez-Reino, and C. A. Scrucca, Nucl. Phys. **B820** (2009) 193 [arXiv:0904.0370].
9. A. Brignole, L. E. Ibañez, and C. Muñoz, arXiv:hep-ph/9707209.

Chapter 21

Gravitino Dark Matter and Neutrinos in Partial Split Supersymmetry

Benjamin Koch, Marco Aurelio Díaz^a, Sebastián García Sáenz^a

Abstract

We discuss the decays of gravitinos in the model of partial split supersymmetry (PSS), finding that for a large range of gravitino masses, the two body decay channel is dominant. Taking the gravitino as dark matter candidate and demanding that the model also describes the established neutrino masses and mixings we show that one can derive a theoretical upper limit for the gravitino mass within this model. Finally we address questions that have been raised during this workshop.

21.1. introduction

Split supersymmetry (SS) was originally proposed to address two of the most conspicuous problems of supersymmetric models, which are fast proton decay and excessive flavor changing neutral currents and CP violation [1]. In SS the solution to these problems is accomplished by considering all squarks and sleptons very massive, with a mass scale \tilde{m} somewhere between the supersymmetric scale M_{susy} and the Grand Unification scale M_{GUT} . One of the Higgs bosons remains light, as usual in supersymmetric models, as well as the gauginos and higgsinos, with all these particles having a mass accessible to the LHC [2]. In addition to this, the introduction of bilinear R-parity violation into this kind of models allows for a rich phenomenology, especially in the neutrino sector [3,4,5,6,7,8,9].

A variation of this model is Partial Split Supersymmetry (PSS). In PSS all squarks and sleptons have a mass of the order of the SS mass scale \tilde{m} , but both Higgs doublets remain with a mass at the electroweak scale [7,9]. The addition of RpV to this model was introduced to be able to generate a solar neutrino mass [7]. Loop contributions from neutral CP-even and CP-odd Higgs bosons are indeed able to do the job, producing not only the atmospheric and solar masses, but also the atmospheric, solar, and reactor neutrino mixing angles [10].

In R-parity violating PSS the usual dark matter candidates of supersymmetric models (the neutralinos) are unstable. However, the gravitino is an alternative to the neutralino. Also the gravitino can decay into standard model particles, but its decay is expected to be further suppressed by the Planck mass M_P . This proceedings paper is essentially a summary of [11].

21.2. Partial Split Supersymmetry

In PSS both Higgs doublets remain with a mass at the electroweak scale. As it happens in SS, higgsinos, gauginos, and Higgs bosons interact via induced R-parity conserving couplings of the type,

$$\mathcal{L}_{PSS}^{RpC} \ni -\frac{1}{\sqrt{2}} H_u^\dagger (\tilde{g}_u \sigma \tilde{W} + \tilde{g}'_u \tilde{B}) \tilde{H}_u - \frac{1}{\sqrt{2}} H_d^\dagger (\tilde{g}_d \sigma \tilde{W} - \tilde{g}'_d \tilde{B}) \tilde{H}_d + \text{h.c.}, \quad (21.1)$$

where \tilde{g}_u , \tilde{g}'_u , \tilde{g}_d , and \tilde{g}'_d are couplings induced in the effective low energy lagrangian. At the SS scale \tilde{m} they satisfy the boundary conditions, $\tilde{g}_u = \tilde{g}_d = g$, $\tilde{g}'_u = \tilde{g}'_d = g'$, evolving with independent RGE down to the electroweak scale. Similarly to the MSSM, both Higgs fields acquire a vacuum expectation value $\langle H_u \rangle = v_u$ and $\langle H_d \rangle = v_d$, with the constraint $v^2 = v_u^2 + v_d^2 = 246 \text{ GeV}^2$ and the definition $\tan \beta = v_u/v_d$. Gauginos and higgsinos mix forming the neutralinos, with a mass matrix very similar to the one in the MSSM. The relevant bi-linear R-parity violating couplings are

$$\mathcal{L}_{PSS}^{RpV} = -\epsilon_i \tilde{H}_u^T \epsilon L_i - \frac{1}{\sqrt{2}} b_i H_u^T \epsilon (\tilde{g}_d \sigma \tilde{W} - \tilde{g}'_d \tilde{B}) L_i + \text{h.c.}, \quad (21.2)$$

where the b_i are the parameters of the lepton-higgs-gaugino interactions, $\epsilon = i\sigma_2$, and the ϵ_i are the supersymmetric BRpV parameters. The effective neutrino mass matrix in this approach was found to be [10]

$$\mathbf{M}_\nu|_{ij} = A\Lambda_i\Lambda_j + C\epsilon_i\epsilon_j, \quad \text{with} \quad \Lambda_i = \mu b_i v_u + \epsilon_i v_d, \quad (21.3)$$

where

$$A^{(0)} = \frac{M_1 \tilde{g}_d^2 + M_2 \tilde{g}'_d{}^2}{4 \det M_{\chi^0}}. \quad (21.4)$$

and where the coefficient C arises from loop diagrams with virtual mixed Higgs fields and neutralinos. The theoretical background model will be further discussed in a later section. In order to make a connection with neutrino physics we will now turn to the photino-neutrino mixing in this model $U_{\tilde{\gamma}\nu}$. This mixing is governed by the same parameters as neutrino mass matrix. Thus, imposing that the model fits neutrino data reduces the parameter space of PSS which translates into an allowed range for the mixing $U_{\tilde{\gamma}\nu}$. The determination of this range was done numerically. For example for $M_1 = 300 \text{ GeV}$ one finds

$$2 \cdot 10^{-17} < U_{\tilde{\gamma}\nu} < 3 \cdot 10^{-14}. \quad (21.5)$$

This range will be of importance in the context of gravitino decay.

21.3. Gravitino Decay and Induced Photon flux

In R-parity violating models the gravitino can decay completely into ordinary particles which should lead to an observable signature from gravitino dark matter. In our calculations of this signature we assume that $m_{3/2} < m_W$.

The first coupling that is relevant for gravitino decay is

$$\mathcal{L} \ni -\frac{1}{4M_P} \bar{\psi}_\mu \sigma^{\nu\rho} \gamma^\mu \lambda_\gamma F_{\nu\rho} \quad (21.6)$$

where M_P is the Planck mass, ψ_μ is the spin-3/2 gravitino field, λ_γ is the spin-1/2 photino field, $F_{\nu\rho} = \partial_\nu A_\rho - \partial_\rho A_\nu$ is the photon field strength, and A_μ is the photon field. This coupling gives rise to a vertex gravitino photon, photino. Due to a violation of R-parity the photino can further transform into a neutrino. This

transformation is proportional to the mixing between photino and neutrino $U_{\tilde{\gamma}\nu}$. The resulting two body decay rate is then

$$\Gamma(\tilde{G} \rightarrow \gamma\nu) = \frac{m_{3/2}^3}{32\pi M_P^2} |U_{\tilde{\gamma}\nu}|^2. \quad (21.7)$$

In PSS the mixing between photon and photino is

$$U_{\tilde{\gamma}\nu_i} \simeq \frac{\mu}{2(\det M_{\chi^0})} (\tilde{g}_d M_1 s_W - \tilde{g}_d' M_2 c_W) \Lambda_i. \quad (21.8)$$

The constants here are parameters of PSS which are also relevant for the generation of neutrino masses and mixings within this model.

In addition to this two body decay one has to take into account also the possible three body decays. When studying the three body decay a more general part of the interaction Lagrangian comes into play

$$\begin{aligned} \mathcal{L} \ni & -\frac{i}{\sqrt{2}M_P} [(D_\mu^* \phi^{i*}) \bar{\psi}_\nu \gamma^\mu \gamma^\nu P_L \chi^i - (D_\mu \phi^i) \bar{\chi}^i P_R \gamma^\nu \gamma^\mu \psi_\nu] \\ & -\frac{i}{8M_P} \bar{\psi}_\mu [\gamma^\nu, \gamma^\rho] \gamma^\mu \lambda^{(\alpha)a} F_{\nu\rho}^{(\alpha)a}, \end{aligned} \quad (21.9)$$

where the second line is in analogy to (21.6) and the first line introduces additional couplings with scalar fields ϕ . The 3-body decays of the gravitino were studied in detail for the first time in [12,13], where explicit formulae are given. Nevertheless, our calculations have yielded that the three-body results in [12] have to be corrected. We agree, however, with the conclusion that the 3-body decays are indeed important, and cannot be neglected in general. The interaction (21.9) allows for various amplitudes that contribute to the decay of a gravitino into a neutrino and two leptons with opposite charge. The details of this calculation were given in [14]. We find 3-body decay branching ratios for small gravitino masses $m_{3/2} < 20$ GeV of the order of $< 15\%$.

If dark matter consists of those gravitinos, their decays should contribute to the photon spectra observed by astrophysical experiments. This contribution consists of a mono-energetic line of energy $m_{3/2}/2$ from the two-body decay, plus a continuum distribution from the three-body decays. The exact form of the spectrum, which depends on $m_{3/2}$ and M_1 , was studied in detail in [12,13] using an event generator. Since the first contribution is the dominant feature [15] only this will be considered. Here we are interested in obtaining constraints on the gravitino parameters, for which it suffices as an approximation to consider only the photon line from the two-body decay, as this is the most prominent feature of the spectrum for values of M_1 up to 1 TeV [12]. Following established models of dark matter distribution and photon flux propagation [16,17,15] one obtains the differential flux in dependence of the photon energy due to (21.7). This flux, which is supposed to be strongly peaked at the gravitino mass, can be compared to the photon flux from the same region of the sky, which was measured by the Fermi LAT collaboration [18]. Since the observed flux does not show any strong peak, this non-observation can be used to constrain the parameters of the decay rate (21.7). This method is essentially analogous to [19,20,21]. One obtains

$$\left(\frac{\tau_{3/2}}{10^{27} \text{ s}} \right) > \frac{0.851}{p(m_{3/2})} B(\tilde{G} \rightarrow \gamma\nu) \left(\frac{m_{3/2}}{1 \text{ GeV}} \right)^{\gamma-2}, \quad (21.10)$$

where we parametrized the energy dependent resolution for the Fermi LAT experiment $\sigma = m_{3/2} p(m_{3/2})/2$ by

$$p(m_{3/2}) = 0.349 - 0.142 \log \left(\frac{m_{3/2}}{2 \text{ MeV}} \right) + 0.019 \log^2 \left(\frac{m_{3/2}}{2 \text{ MeV}} \right). \quad (21.11)$$

In equation (21.10) further appears the two body branching ratio of the gravitino decay B and the lifetime of the gravitino $\tau_{3/2}$.

Now we are in place to combine the constraints from the neutrino sector and from the observed photon spectrum. Both constraints can be visualized in a $m_{3/2} - \tau_{3/2}$ plane as it is shown in figure 21.1.

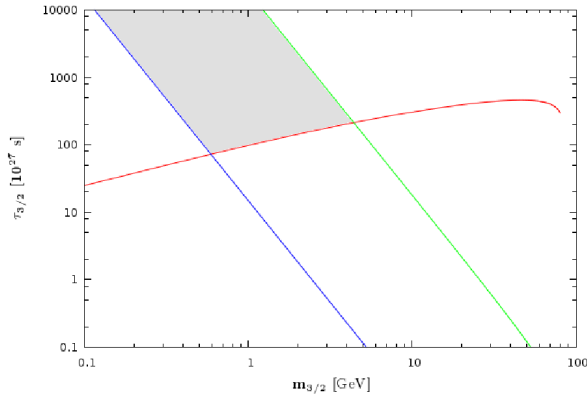


Figure 21.1. *Allowed region for $M_1 = 300$ GeV*

From this figure one can also read off the essential conclusion of this study: PSS as a model for neutrino mass and the possibility of gravitino dark matter leads to the prediction of an upper limit of the gravitino mass in the range of 10 GeV.

21.4. Questions and answers

We would like use the remaining space to address some questions that were raised during the workshop. We appreciate those comments because they lead to a better understanding of the basic mechanism at work.

- “A dimension five operator generating ν -Majorana masses needs to have (i) lepton number violation and (ii) it needs to be proportional to the square of a $SU(2)_L$ breaking vacuum expectation value [6]. Are both conditions fulfilled?”

Both conditions are fulfilled. Condition (i) is rather obvious due to the Majorana nature of the term in the effective Lagrangian. The vacuum expectation value of condition (ii) is somewhat hidden in the C -term of the equation 21.3 which can be shown to be proportional to m_Z^2 .

- “In m -sugra a vanishing splitting between the real and imaginary s -neutrino masses drives two of the three neutrino masses to zero. The same should happen in this model where the s -neutrinos are integrated out”

The splitting is controlled by the value of $\epsilon(i)B(i) \rightarrow B_e^i$ which in general does not necessarily have to be as small as in m -sugra. Actually in PSS it is not small. The reason for this to happen can be seen in equation (B7) of the paper [7]: If one assumes very large s -neutrino masses M_{Li} this tadpole equation demands equally large values of $B_e^i \sim v_i M_{Li}^2 / v_u$. Thus the mixing parameter grows in such a way that

the Higgses and the s-neutrinos always mix. As it can be seen in equations (44,45) of the same paper: The matching conditions between PSS and MSSM at the large scale \tilde{m} imply that this mixing has a definite value $s_s^i \sim c_\alpha v_i/v_u$. There are also no problems from the side of the mass bounds since the charged scalar/sbottom loops are suppressed by the large mass scale of the sbottom.

- *There is a theorem in [23] that states: If the real part and the imaginary part of the s-neutrino have equal values $m_{snRe} = m_{snIm}$ then the Majorana like B-L violating mass term has to vanish which again implies neutrinos have to have zero mass $m_n u = 0$. Is there a contradiction?*

No there is no contradiction. The m_H and the m_A Higgses have a fixed part of s-neutrino (as explained above), thus the general statement of that paper predicts for the case of PSS: If $m_H = m_A$, then $m_\nu = 0$; That this statement is true can be seen from [10]: Equations (12,13) of this paper show that $m_H^2 \approx m_A^2 + m_Z^2 \sin^2(2\beta)$, thus the splitting is $\sim m_Z^2 \sin^2(2\beta)$. However as one can see from equation (23) of the same paper: If this splitting is zero, then also the contribution to m_ν is zero. This is the realization of the general statement in PSS.

- *It has been shown that: If there is no s-neutrino then there is no neutrino Majorana mass [23]. Is there a contradiction?*

No there is no contradiction. Since the s-neutrinos mix with the Higgses due to the possibly large parameter B_ϵ^i there is always a part of the s-neutrino interaction eigenstates in PSS. Thus, there is no contradiction with this theorem.

REFERENCES

1. N. Arkani-Hamed and S. Dimopoulos, JHEP **0506**, 073 (2005) [arXiv:hep-th/0405159]; G. F. Giudice and A. Romanino, Nucl. Phys. B **699**, 65 (2004) [Erratum-ibid. B **706**, 65 (2005)] [arXiv:hep-ph/0406088].
2. G. Aad *et al.* [The ATLAS Collaboration], arXiv:0901.0512 [hep-ex].
3. R. Barbier *et al.*, Phys. Rept. **420**, 1 (2005) [arXiv:hep-ph/0406039].
4. M. Nowakowski and A. Pilaftsis, Nucl. Phys. B **461**, 19 (1996) [arXiv:hep-ph/9508271]; R. Hempfling, Nucl. Phys. B **478**, 3 (1996) [arXiv:hep-ph/9511288].
5. M. Hirsch, M. A. Diaz, W. Porod, J. C. Romao and J. W. F. Valle, Phys. Rev. D **62**, 113008 (2000) [Erratum-ibid. D **65**, 119901 (2002)] [arXiv:hep-ph/0004115].
6. E. J. Chun and S. C. Park, JHEP **0501**, 009 (2005) [arXiv:hep-ph/0410242]; S. Davidson and M. Losada, Phys. Rev. D **65**, 075025 (2002) [arXiv:hep-ph/0010325]; S. Davidson and M. Losada, JHEP **0005**, 021 (2000) [arXiv:hep-ph/0005080]; Y. Grossman and S. Rakshit, Phys. Rev. D **69**, 093002 (2004) [arXiv:hep-ph/0311310].
7. M. A. Diaz, P. Fileviez Perez and C. Mora, Phys. Rev. D **79**, 013005 (2009) [arXiv:hep-ph/0605285].
8. M. A. Diaz, B. Koch, B. Panes, Phys. Rev. D **79**, 113009 (2009) [arXiv:0902.1720 [hep-ph]].
9. R. Sundrum, JHEP **1101**, 062 (2011) [arXiv:0909.5430 [hep-th]].
10. M. A. Diaz, F. Garay and B. Koch, Phys. Rev. D **80**, 113005 (2009) [arXiv:0910.2987 [hep-ph]].
11. M. A. Diaz, S. G. Saenz and B. Koch, Phys. Rev. D **84**, 055007 (2011) [arXiv:1106.0308 [hep-ph]].
12. K. Y. Choi, D. Restrepo, C. E. Yaguna and O. Zapata, JCAP **1010**, 033 (2010) [arXiv:1007.1728 [hep-ph]].
13. K. Y. Choi and C. E. Yaguna, Phys. Rev. D **82**, 015008 (2010) [arXiv:1003.3401 [hep-ph]].
14. M. A. Diaz, S. G. Saenz and B. Koch, Phys. Rev. D **84**, 055007 (2011) [arXiv:1106.0308 [hep-ph]].
15. W. Buchmuller, L. Covi, K. Hamaguchi, A. Ibarra and T. Yanagida, JHEP **0703**, 037 (2007) [arXiv:hep-ph/0702184].
16. J. F. Navarro, C. S. Frenk and S. D. M. White, Astrophys. J. **462**, 563 (1996) [arXiv:astro-ph/9508025].
17. G. Bertone, W. Buchmuller, L. Covi and A. Ibarra, JCAP **0711**, 003 (2007) [arXiv:0709.2299 [astro-ph]].

18. A. A. Abdo *et al.* [The Fermi-LAT collaboration], Phys. Rev. Lett. **104**, 101101 (2010) [arXiv:1002.3603 [astro-ph.HE]].
19. D. Restrepo, M. Taoso, J. W. F. Valle and O. Zapata, arXiv:1109.0512 [hep-ph].
20. X. Huang, G. Vertongen and C. Weniger, arXiv:1110.1529 [hep-ph].
21. G. A. Gomez-Vargas, M. Fornasa, F. Zandanel, A. J. Cuesta, C. Munoz, F. Prada and G. Yepes, arXiv:1110.3305 [astro-ph.HE].
22. S. Weinberg, Phys. Rev. Lett. **43**, 1566 (1979).
23. M. Hirsch, H. V. Klapdor-Kleingrothaus and S. G. Kovalenko, Phys. Lett. B **398**, 311 (1997) [arXiv:hep-ph/9701253].

Chapter 22

LHC tests of neutrino mass from higher dimensional effective operators in SUSY

Martin B. Krauss

Abstract

We study the generation of neutrino masses by higher than $d = 5$ effective operators in supersymmetric models. We will show how these operators can be implemented in the MSSM or NMSSM. As an example we study a decomposition of the $d = 7$ operator $LLH_uH_uH_dH_u$. In this model one uses heavy SU(2) doublet fermions as mediators, which can be produced in Drell-Yan processes. Since displaced vertices appear in their decays, there is the possibility to observe them at the LHC. Lepton number violating processes, however, are at the limit of observation.

22.1. Introduction

The following discussion will be based on Ref. [1]. Due to the observation of neutrino oscillation, we know that neutrinos must have small but non-zero masses. This is a hint to new physics beyond the Standard Model. Not knowing the nature of the underlying theory, one can parameterize the effect of this new physics by a tower of effective operators which is added to the SM Lagrangian:

$$\mathcal{L} = \mathcal{L}_{\text{SM}} + \mathcal{L}_{\text{eff}}^{d=5} + \mathcal{L}_{\text{eff}}^{d=6} + \dots, \quad \text{with} \quad \mathcal{L}_{\text{eff}}^d \propto \frac{1}{\Lambda_{\text{NP}}^{d-4}} \mathcal{O}^d. \quad (22.1)$$

The standard type-I seesaw [2,3,4,5], for example, leads, after integrating out the heavy right-handed neutrinos, to the famous Weinberg operator $\mathcal{O}_W = (\bar{L}^c i \tau^2 H) (H i \tau^2 L)$ [6]. One can easily see that also the type-II and type-III seesaw generate the Weinberg operator after integrating out the heavy mediator fields, since an effective operator can have several possible decompositions. After electroweak symmetry breaking, the Higgs field obtains a VEV and the Weinberg operator becomes a Majorana mass term for the neutrino with an effective mass $m_{\text{eff}} \propto v^2/\Lambda_{\text{NP}}$. To obtain a neutrino mass in agreement with experimental observations, one has to assume a new physics scale close to the GUT scale.

	Op.#	Effective interaction	Charge
$d = 5$	1	$LLH_u H_u$	$2q_L + 2q_{H_u}$
$d = 7$	3	$LLH_u H_u H_d H_u$	$2q_L + 3q_{H_u} + q_{H_d}$
$d = 9$	7	$LLH_u H_u H_d H_u H_d H_u$	$2q_L + 4q_{H_u} + 2q_{H_d}$

Table 22.1

Effective operators generating neutrino mass in the MSSM up to $d = 9$. The operator numbers have been chosen in consistency with Tab. 22.2. Taken from Ref. [1].

Models with new physics at $\mathcal{O}(\text{TeV})$ have been discussed recently which can potentially be observed at the LHC. In these scenarios further suppression mechanisms are required. In the following, we will discuss scenarios where the $d = 5$ operator is forbidden and hence the leading contribution to neutrino mass comes from higher dimensional operators [7,8,9,10,11,12,13,14,15,16,17,18,19]. In this case we have to satisfy the following conditions:

- The operators with dimensions below the leading contribution to neutrino masses are forbidden by a $U(1)$ or a discrete symmetry.
- New (scalar) fields are required to construct these operators.¹

The simplest scenario fulfilling the second condition is the SM extended by a Higgs singlet [9,10]

$$\mathcal{L}_{\text{eff}}^{d=n+5} = \frac{1}{\Lambda_{\text{NP}}^{d-4}} (LLHH)(S)^n, \quad n = 1, 2, 3, \dots \quad (22.2)$$

or by an additional Higgs doublet as in Two Higgs Doublet Models (THDMs) [20,7,11,14]

$$\mathcal{L}_{\text{eff}}^{d=2n+5} = \frac{1}{\Lambda_{\text{NP}}^{d-4}} (LLH_u H_u)(H_d H_u)^n, \quad n = 1, 2, 3, \dots \quad (22.3)$$

In Ref. [14] the second case has been studied in detail.

22.2. Neutrino masses from higher dimensional operators in the MSSM and NMSSM

The Higgs sector of the minimal supersymmetric extension of the SM, the MSSM (Minimal Supersymmetric Standard Model), corresponds to a type II-THDM. All possible operators leading to neutrino mass terms up to $d = 9$ are listed in Tab. 22.1. Compared to the THDM scenario here we have less possibilities, due to the fact that the operators must be invariant under SUSY transformations. For the same reason, a \mathbb{Z}_3 symmetry is sufficient to forbid the $d = 5$ operator in the MSSM.

To avoid some problems of the MSSM² one can also consider the Next to Minimal Supersymmetric Standard Model (NMSSM), which has an additional singlet Higgs S . Its superpotential reads

$$W_{\text{NMSSM}} = W_{\text{Yuk}} + \lambda \hat{S} \hat{H}_u \hat{H}_d + \kappa \hat{S}^3, \quad (22.4)$$

where the superpotential for the Yukawa couplings W_{Yuk} is identical to the MSSM. The operators generating neutrino mass in the NMSSM case are listed in Tab. 22.2. A study for operators #1, #2 and #4 can be found

¹This is due to the fact that in the SM the only gauge invariant higher-dimensional operators contributing to neutrino mass are of the type $(LLHH)(H^\dagger H)^n$. Since $H^\dagger H$ is a singlet under any of the symmetries mentioned above, operators of this kind will always contradict the first condition.

²In the MSSM the superpotential includes the term $\mu \hat{H}_u \hat{H}_d$, which has to break the discrete symmetry explicitly. Otherwise all operators of the type $(LLH_u H_u)(H_u H_d)^n$ would have the same charge for all n , which implies that the $d = 5$ operator ($n = 0$) would always be the leading contribution to neutrino mass.

	Op.#	Effective interaction	Charge	Same as
$d = 5$	1	LLH_uH_u	$2q_L + 2q_{H_u}$	
$d = 6$	2	LLH_uH_uS	$2q_L + q_{H_u} - q_{H_d}$	
$d = 7$	3	$LLH_uH_uH_dH_u$	$2q_L + 3q_{H_u} + q_{H_d}$	
	4	LLH_uH_uSS	$2q_L - 2q_{H_d}$	
$d = 8$	5	$LLH_uH_uH_dH_uS$	$2q_L + 2q_{H_u}$	#1
	6	LLH_uH_uSSS	$2q_L + 2q_{H_u}$	#1
$d = 9$	7	$LLH_uH_uH_dH_uH_dH_u$	$2q_L + 4q_{H_u} + 2q_{H_d}$	
	8	$LLH_uH_uH_dH_uSS$	$2q_L + q_{H_u} - q_{H_d}$	#2
	9	LLH_uH_uSSSS	$2q_L + q_{H_u} - q_{H_d}$	#2

Table 22.2

Effective operators generating neutrino mass in the NMSSM up to $d = 9$. Taken from Ref. [1].

in [10]. In the following we want to discuss operator #3 (for more details see [1]). A possible charge assignment that has this operator as leading contribution to neutrino mass is $q_{H_u} = 0$, $q_{H_d} = 1$, $q_L = 1$, ($q_S = 2$) under a \mathbb{Z}_3 symmetry. A list of decompositions of this operators can be found in App. A of Ref. [1]. Here we will focus on one example that has possible phenomenological implications at the LHC.

22.3. An example with a linear or inverse seesaw structure

We choose an example with two additional SM singlets \hat{N} and \hat{N}' and two SU(2) doublets $\hat{\xi}$ and $\hat{\xi}'$ as mediators. The corresponding Feynman diagram is shown in Fig. 22.1. This model is specified by the super-

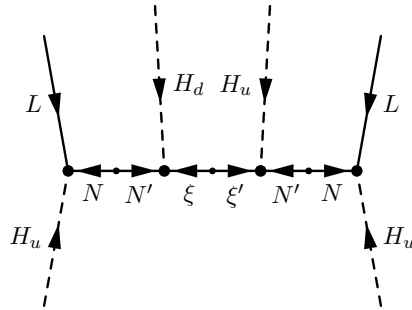


Figure 22.1. Decomposition of the $d = 7$ operator $LLH_uH_uH_dH_u$ with two SM singlets N and N' and two SU(2) doublets ξ and ξ' as mediators. Taken from Ref. [1].

potential

$$W = W_{\text{quarks}} + Y_e \hat{e}^c \hat{L} \cdot \hat{H}_d - Y_N \hat{N} \hat{L} \cdot \hat{H}_u + \kappa_1 \hat{N}' \hat{\xi} \cdot \hat{H}_d - \kappa_2 \hat{N}' \hat{\xi}' \cdot \hat{H}_u + m_N \hat{N} \hat{N}' + m_\xi \hat{\xi}' \cdot \hat{\xi} + \mu \hat{H}_u \cdot \hat{H}_d, \quad (22.5)$$

The mass matrix for the neutral fermions reads

$$M_f^0 = \begin{pmatrix} 0 & Y_N v_u & 0 & 0 & 0 \\ Y_N^\top v_u & 0 & m_N^\top & 0 & 0 \\ 0 & m_N & 0 & \kappa_1 v_d & \kappa_2 v_u \\ 0 & 0 & \kappa_1^\top v_d & 0 & -m_\xi \\ 0 & 0 & \kappa_2^\top v_u & -m_\xi & 0 \end{pmatrix}. \quad (22.6)$$

in the basis $f^0 = (\nu, N, N', \xi^0, \xi'^0)$ after the Higgs fields have obtained a VEV. The charged fermion mass terms read $-v_d e^c Y_e e_L - m_\xi \xi^+ \xi'^-$.

To obtain the effective mass matrix for the light (SM) neutrinos, one has now to integrate out the mediator fields. If the hierarchy of the additional fields is $m_\xi > m_N$, we first have to integrate out the doublets and thus obtain a mass matrix similar to the inverse seesaw in the basis (ν, N, N')

$$M_f^{0'} = \begin{pmatrix} 0 & Y_N v_u & 0 \\ Y_N v_u & 0 & m_N \\ 0 & m_N & \hat{\mu} \end{pmatrix} \quad (22.7)$$

where $\hat{\mu} = v_u v_d (2\kappa_1 \kappa_2) / m_\xi$. In our model $\hat{\mu}$ is suppressed by the mass of the heavy doublets. If on the other hand $m_N > m_\xi$, we will obtain a linear seesaw structure in an intermediate step. After integrating out the remaining mediators one finally arrives in both cases at an effective neutrino mass³

$$m_\nu = v_u^3 v_d Y_N^2 \frac{\kappa_1 \kappa_2}{m_\xi m_N^2}. \quad (22.8)$$

In order to obtain neutrino masses in agreement with the experimental bounds, the heavy mass scale can be of $\mathcal{O}(\text{TeV})$ if we assume couplings of $\mathcal{O}(10^{-3})$, which is in the range of the SM Yukawa couplings.

22.4. Phenomenological implications at the LHC

The production of the singlets N and N' will be suppressed due to the smallness of the couplings involved. The SU(2) doublets, however, couple to the weak gauge bosons and therefore can be produced in Drell-Yan processes, similar to charginos and neutralinos in the MSSM [21]. Numerical simulations with the program WHIZARD [22] using the SARAH package [23,24] give for $m_\xi = 200 \text{ GeV}$ cross sections $\sigma(pp \rightarrow \xi^\pm \xi^0)$ of about 122 fb (417 fb) for 7 (14) TeV.

The dominant decay modes of the heavy particles are

$$\xi^+ \rightarrow W^+ \nu_k, \quad H^+ \nu_k \quad (22.9)$$

with $\Gamma(\xi^+) = 1.42 \cdot 10^{-5} \text{ keV}$. The smallness of this decay width is due to the fact that the heavy particles decay via the mixing between light and heavy neutrinos, which is small in order to obtain light neutrino masses. The decay channels of the neutral mass eigenstates n_i are

$$n_i \rightarrow W^\pm l_j^\mp, \quad H^\pm l_j^\mp, \quad n_i \rightarrow Z \nu_k, \quad h^0 \nu_k, \quad H^0 \nu_k, \quad A^0 \nu_k \quad (22.10)$$

³For the sake of simplicity we have ignored the neutrino flavor so far.

Here we obtain branching ratios of $\mathcal{O}(10^{-5} \dots 1)$ keV. Due to the small values of their decay widths these particles will have sizable decay lengths of up to between $100 \mu\text{m}$ and several millimeters. This feature is useful for identifying the particles of our model and will be helpful to suppress background. The decay of the mass eigenstates n_i into $W^\pm l^\mp$ will furthermore give a connection to neutrino physics, since it proves that these states carry lepton number. Another hint in this direction would be the test of their Majorana nature. Therefore one can study the following processes which violate lepton number by two units:

$$u\bar{d} \rightarrow l^+ l'^+ W^- \quad (22.11)$$

$$u\bar{d} \rightarrow l^+ l'^+ W^- Z \quad (22.12)$$

$$q\bar{q} \rightarrow l^+ l'^+ W^- W^-, l^- l'^- W^+ W^+ \quad (22.13)$$

The numerical values for these processes can also be found in Ref. [1]. We obtain results of several fb for the lepton number conserving (LNC) processes corresponding to (22.11), which are flavor mixed. For high enough luminosity they are therefore possible to be observed. In the lepton number violating (LNV) case, however, we have strong suppression, since the neutral mass eigenstates n_4/n_5 form a pseudo-Dirac pair and as a consequence the cross section, which is proportional to $m_{n_5}^2 - m_{n_4}^2 \simeq \mathcal{O}(m_\nu^2)$, will be tiny. For the LNV processes 22.13 we find on the other hand cross sections larger than one might expect. This is due to the fact that ξ and ξ' can be seen as vector-like representation of SU(2), which leads to some non-vanishing contributions to the LNV cross section. These are, however, at the limit of observability ($< \mathcal{O}(10^{-2} \text{ fb})$).

22.5. Conclusion

Higher dimensional effective operators are possible extensions of the seesaw mechanism that allow for phenomenology in the TeV range. We have shown that these operators can be implemented in a SUSY framework such as the MSSM or the NMSSM. One specific example of a decomposition of a $d = 7$ operator has been discussed, which can be tested at the LHC due to the appearance of displaced vertices. There are also non vanishing LNV processes possible, but their observation might be difficult.

REFERENCES

1. M. B. Krauss, T. Ota, W. Porod and W. Winter, Phys. Rev. D **84** (2011) 115023 [arXiv:1109.4636 [hep-ph]].
2. P. Minkowski, Phys. Lett. **B67**, 421 (1977).
3. T. Yanagida, (1979), In Proceedings of the Workshop on the Baryon Number of the Universe and Unified Theories, Tsukuba, Japan, 13-14 Feb 1979.
4. M. Gell-Mann, P. Ramond, and R. Slansky, (1979), Print-80-0576 (CERN).
5. R. N. Mohapatra and G. Senjanovic, Phys. Rev. Lett. **44**, 912 (1980).
6. S. Weinberg, Phys. Rev. Lett. **43**, 1566 (1979).
7. K. S. Babu and S. Nandi, Phys. Rev. **D62**, 033002 (2000), arXiv:hep-ph/9907213.
8. K. Babu and C. N. Leung, Nucl.Phys. **B619**, 667 (2001), arXiv:hep-ph/0106054.
9. M.-C. Chen, A. de Gouvea, and B. A. Dobrescu, Phys. Rev. **D75**, 055009 (2007), arXiv:hep-ph/0612017.
10. I. Gogoladze, N. Okada, and Q. Shafi, Phys. Lett. **B672**, 235 (2009), arXiv:0809.0703.
11. G. F. Giudice and O. Lebedev, Phys. Lett. **B665**, 79 (2008), arXiv:0804.1753.
12. K. S. Babu, S. Nandi, and Z. Tavartkiladze, Phys. Rev. **D80**, 071702 (2009), arXiv:0905.2710.
13. P.-H. Gu, H.-J. He, U. Sarkar, and X.-m. Zhang, Phys. Rev. **D80**, 053004 (2009), arXiv:0906.0442.
14. F. Bonnet, D. Hernandez, T. Ota, and W. Winter, JHEP **10**, 076 (2009), arXiv:0907.3143.
15. I. Picek and B. Radovic, Phys. Lett. **B687**, 338 (2010), arXiv:0911.1374.
16. Y. Liao, G.-Z. Ning, and L. Ren, Phys. Rev. **D82**, 113003 (2010), arXiv:1008.0117.
17. Y. Liao, Phys. Lett. **B694**, 346 (2011), arXiv:1009.1692.

18. Y. Liao, Phys. Lett. **B698**, 288 (2011), arXiv:1010.5326.
19. S. Kanemura and T. Ota, Phys. Lett. **B694**, 233 (2010), arXiv:1009.3845.
20. J. F. Gunion, H. E. Haber, G. L. Kane, and S. Dawson, (1989), *THE HIGGS HUNTER'S GUIDE*, Westview press.
21. E. Eichten, I. Hinchliffe, K. D. Lane, and C. Quigg, Rev. Mod. Phys. **56**, 579 (1984).
22. W. Kilian, T. Ohl, and J. Reuter, (2007), arXiv:0708.4233.
23. F. Staub, (2008), arXiv:0806.0538.
24. F. Staub, Comput.Phys.Commun. **181**, 1077 (2010), arXiv:0909.2863.

Chapter 23

From Flavour to SUSY Flavour Models

Vinzenz Maurer

Abstract

If supersymmetry (SUSY) will be discovered, successful models of flavour not only have to provide an explanation of the flavour structure of the Standard Model fermions, but also of the flavour structure of their scalar superpartners. We discuss aspects of such “SUSY flavour” models, towards predicting both flavour structures, in the context of supergravity (SUGRA). We point out the importance of carefully taking into account SUSY-specific effects, such as 1-loop SUSY threshold corrections and canonical normalization, when fitting the model to the data for fermion masses and mixings. This entangles the flavour model with the SUSY parameters and leads to interesting predictions for the sparticle spectrum. We demonstrate these effects by analyzing an example class of flavour models in the framework of an $SU(5)$ Grand Unified Theory with a family symmetry with real triplet representations. For flavour violation through the SUSY soft breaking terms, the class of models realizes a scheme, where flavour violation effects are dominantly induced by the trilinear terms and in the reach of future experiments.

23.1. Introduction

The flavour puzzle is one of the biggest open questions in particle physics. Considering the standard model (SM), the flavour puzzle consists of finding some structure in the mixings and masses of the charged leptons and quarks. For example, it is tantalizing that down-type quarks and charged leptons show a similar hierarchical pattern, which differs substantially from the pattern of the up-type quark masses. Even more motivation to find structures in flavour physics arises when we extend the SM with neutrino masses and look at the large mixing angles needed to correctly describe their oscillations.

If supersymmetry (SUSY) or any other kind of new physics will be discovered at the LHC, this would add another “dimension” to the flavour puzzle. For one, SUSY breaking of the minimally supersymmetric SM (MSSM) has to have a flavour structure of its own, which is already at this point severely constrained from flavour physics, e.g. lepton flavour violation (LFV) or electric dipole moments (EDMs). This is often referred to as the “SUSY flavour puzzle”.

In many cases these two puzzles are treated or solved independently. In this study, however, we focus on possible connections and relations between solutions to both puzzles.

23.2. An Example Class of SUSY Flavour Models

As an example, we first devise an example class of flavour models that can be brought into good agreement with experimental data. Important aspects of defining it in a supersymmetric context will be treated and it will be shown what consequences this can have on the flavour structure.

23.2.1. Basic Structure

Our starting point is a Grand Unified Theory (GUT) with gauge group $SU(5)$ plus a non-Abelian family symmetry group G_F with real triplet representations, e.g. A_4 or $SO(3)$. We will assume that the three fields F_i transforming as $\bar{5}$ representations under $SU(5)$ are components of a triplet F under the family symmetry G_F . The other three fields T_i , which transform as 10 representations under $SU(5)$, remain singlets under G_F . In addition, we add two right-handed neutrinos N_1, N_2 to the spectrum, which are singlets under both symmetry groups. These will be responsible for the masses of two light neutrinos via the seesaw mechanism.

23.2.2. Pattern of Symmetry Breaking

To break the full symmetry group to the SM, we introduce two types of fields. First, the usual 24-plet H_{24} of $SU(5)$, which acquires a vacuum expectation value (VEV) $\langle H_{24} \rangle = v_{24} \text{diag}(1, 1, 1, -3/2, -3/2)$, second a group of 4 so-called “flavon” fields, that are triplets under G_F break the family symmetry along the following directions in flavour space:

$$\langle \phi_1 \rangle \propto \begin{pmatrix} 0 \\ 1 \\ -1 \end{pmatrix}, \quad \langle \phi_2 \rangle \propto \begin{pmatrix} 1 \\ 1 \\ 1 \end{pmatrix}, \quad \langle \phi_3 \rangle \propto \begin{pmatrix} 0 \\ 0 \\ 1 \end{pmatrix}, \quad \langle \tilde{\phi}_2 \rangle \propto \begin{pmatrix} 0 \\ -i \\ w \end{pmatrix}. \quad (23.1)$$

Beyond that, the field H_{24} is assumed to be a singlet under G_F , while the flavons are singlets under $SU(5)$. This setup implies that these flavon VEVs generate the rows of Y_d and the columns of Y_e after family symmetry breakdown via effective operators with the index specifying which row/column. Moreover, involvement of H_{24} in the generation of the Yukawa couplings can introduce distinct ratios between the different sub-multiplets of each $SU(5)$ multiplet [1].

To ensure that these ratios are left unperturbed by other operators, one has to resort to generation of the correct operators by integrating out appropriate messengers in a renormalisable underlying model [1]. However, in supersymmetry this introduces effective operators in the Kähler potential as well as in the superpotential. So when we assume the operators generating the Yukawa couplings for charged leptons and down type quarks to be of the form

$$W_{\text{eff}} \sim \frac{H_{24} \phi_i}{M^2} F T_i H_{\bar{5}}, \quad (23.2)$$

we arrive at a Kähler potential

$$K \sim F^\dagger F + T_i^\dagger T_i + \frac{\phi_i^\dagger \phi_i}{M^2} F^\dagger F + \frac{\phi_i^\dagger \phi_i}{M^2} T_i^\dagger T_i. \quad (23.3)$$

Assuming the hierarchy to reproduce the correct Yukawa couplings $\phi_3/M \sim y_b \gg y_{d,s} \sim \phi_{1,2,\bar{2}}/M$ also here, we find the Kähler metric of the field F receives non-trivial and non-negligible corrections:

$$\tilde{K}_{FF^\dagger} \approx \text{diag}(1, 1, 1 + \zeta^2), \quad (23.4)$$

with $\zeta^2 \sim |\phi_3|^2/M^2$. As these imply non-canonical kinetic terms, we have to rescale F using the transformation $F \rightarrow \text{diag}(1, 1, 1 - \frac{1}{2}\zeta^2)F$, see e.g. [2,3].

In summary, the textures of the relevant matrices in family space (in the convention used by [4]) will have the form:

$$\begin{aligned}
 M_N & \text{ diagonal ,} \\
 Y_\nu & = \begin{pmatrix} 0 & y_2 \\ y_1 & y_2 \\ -y_1 k & y_2 k \end{pmatrix} , \\
 Y_u & \text{ diagonal ,} \\
 Y_d & = \begin{pmatrix} 0 & \epsilon_1 & -\epsilon_1 k \\ \epsilon_2 & \epsilon_2 + i \tilde{\epsilon}_2 & (\epsilon_2 + w \tilde{\epsilon}_2) k \\ 0 & 0 & \epsilon_3 k \end{pmatrix} , \\
 Y_e^T & = \begin{pmatrix} 0 & c_1 \epsilon_1 & -c_1 \epsilon_1 k \\ c_2 \epsilon_2 & c_2 \epsilon_2 + i \tilde{c}_2 \tilde{\epsilon}_2 & (c_2 \epsilon_2 + w \tilde{c}_2 \tilde{\epsilon}_2) k \\ 0 & 0 & c_3 \epsilon_3 k \end{pmatrix} ,
 \end{aligned}$$

with the rescaling factor $k = 1 - \frac{1}{2}\zeta^2$ and the Clebsch factors $c_1 = c_2 = c_3 = -\frac{3}{2}$, $\tilde{c}_2 = 6$ induced by the $SU(5)$ breaking effects of H_{24} and giving rise to GUT scale Yukawa coupling ratios $y_\mu/y_s \approx 6$ and $y_\tau/y_b = 3/2$, see [1]. Since ϵ_1 enters both in the submatrix of the first two generations of charged lepton and in the 13 down quark mixing, it is obvious that there is a connection between θ_{13}^{CKM} and $y_{e,\mu,b}$ (and θ_{ij}^{MNS} via ζ), which is made definite by the small uncertainty of the involved quantities. Moreover, we can also see features of the lepton sector, namely tribimaximal mixing with small corrections [5]

$$\sin \theta_{12}^{\text{MNS}} \approx \frac{1}{\sqrt{3}} \left(1 + \frac{1}{6}\zeta^2 \right) , \quad \sin \theta_{23}^{\text{MNS}} \approx \frac{1}{\sqrt{2}} \left(1 + \frac{1}{4}\zeta^2 \right) , \quad \theta_{13}^{\text{MNS}} \approx \frac{1}{\sqrt{2}} \left(1 + \frac{1}{4}\zeta^2 \right) \frac{1}{3} \theta_{12}^{\text{CKM}} , \quad (23.5)$$

a normal neutrino mass hierarchy $0 = m_1 < m_2 < m_3$ and maximal CP violation $\delta_{\text{MNS}} = -90^\circ$.

23.2.3. Soft Supersymmetry Breaking Terms

One of the most popular ways to mediate the breaking of supersymmetry from some hidden sector to the visible sector is mediation via gravity. However, one additional effect of supergravity is that usually superfields that obtain VEVs in their scalar component also usually [6,7] receive an “irreducible” contribution [8] to their F-terms of the form

$$F_\phi = \mathcal{O}(1) m_{3/2} \langle \phi \rangle . \quad (23.6)$$

In the case of the flavons, these F-terms modify the soft terms from the usual flavour-universal via the formula for the soft squared mass matrices \tilde{m}^2 and the trilinear terms A [9]

$$\tilde{m}_{ij}^2 = m_{3/2}^2 \tilde{K}_{ij} - F_{\tilde{n}} F_m \partial_{\tilde{n}} \partial_m \tilde{K} , \quad A_{ijk} = A_0 Y_{ijk} + F_m \partial_m Y_{ijk} , \quad (23.7)$$

with the Kähler metric \tilde{K} an index m running over all flavons. In the considered class of models, thanks to sequestering, this surmounts to only small deviations from the constrained MSSM (CMSSM)

$$m_F^2 = m_0^2 \text{diag}(1, 1, 1 - \hat{x}_3^2 \zeta^2) , \quad (23.8)$$

and representative for all the other A -terms

$$A_e^T = \begin{pmatrix} 0 & x_1 c_1 \epsilon_1 & -x_1 c_1 \epsilon_1 (1 - \frac{1}{2}\zeta^2) \\ x_2 c_2 \epsilon_2 & x_2 \epsilon_2 + i \tilde{x}_2 \tilde{c}_2 \tilde{\epsilon}_2 & (x_2 c_2 \epsilon_2 + \tilde{x}_2 w \tilde{c}_2 \tilde{\epsilon}_2) (1 - \frac{1}{2}\zeta^2) \\ 0 & 0 & x_3 \tilde{x}_3 \epsilon_3 (1 - \frac{1}{2}\zeta^2) \end{pmatrix} , \quad (23.9)$$

where x_i parametrises the $\mathcal{O}(1)$ factor between the flavon ϕ_i and its F-Term in Eq. 23.6. As long as these x_i are not all equal, the trilinear terms will not be diagonal in the same basis as the corresponding Yukawa matrices. As we can see the most prominent deviation from the CMSSM comes in the form of trilinear soft terms, so we expect additional flavour violating effects coming from there.

23.3. Tests for SUSY Flavour Model

23.3.1. SUSY Threshold Corrections and Matrix Textures

So far we have discussed the impact of a flavour model on the structure of the soft SUSY breaking sector at very high energy scales. However, to fit a SUSY flavour model to the available data, there is a certain class of supersymmetric corrections at the low scale which is mandatory to include, in particular in the large (or moderate) $\tan \beta$ region. These are the well known SUSY threshold corrections [10].

Demanding that these corrections bring the considered class of models in agreement with experiment puts requirements on these corrections and provides a valuable connection between the flavour structure of the Yukawa matrices and the SUSY spectrum. To estimate where this is satisfied we performed a Monte Carlo Markov Chain analysis with $\tan \beta = 30$ and $\mu > 0$ to get a sample of the points which best fit the experimental data. The points obtained this way with p-value of more than 5% are shown in Fig. 23.1. One can see that quite large trilinear couplings are needed and also only a quite massive spectrum suffices to meet the requirements. For further details see [3].

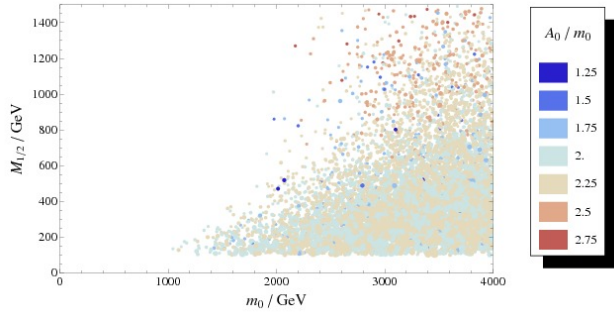


Figure 23.1. Points found by the Markov chains with $\mathcal{P} \geq 5\%$, ordered with respect to their χ^2 such that the points which are fitting the experimental values better are drawn on top. In addition, point size scales with χ^2 , making points that agree better with experimental data larger.

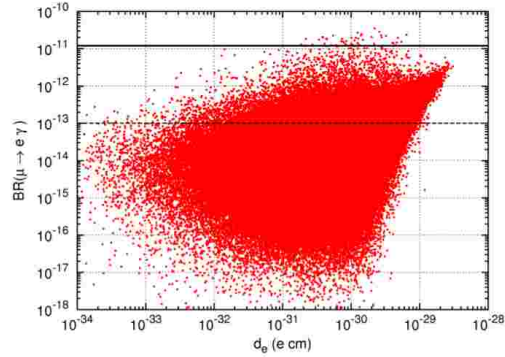


Figure 23.2. $\text{BR}(\mu \rightarrow e\gamma)$ versus the electron EDM, d_e , found by varying $x_1, x_2, x_{\bar{2}}$ around points shown in Fig. 23.1. The solid (dashed) line corresponds to current (final) sensitivity of the MEG experiment [12].

23.3.2. Lepton Flavour Violation and CP Violation

The other aspect pertaining the SUSY spectrum lies in the deviations from the CMSSM in the considered class of models. Looking back at Eq. 23.9, we see that only the three parameters $x_1, x_2, x_{\bar{2}}$ determine the subsector of the first two generation charged sleptons. We can thus expect correlations between the lepton family number violating decay $\mu \rightarrow e\gamma$ and the CP violating flavour conserving electric dipole moment (EDM) of the electron d_e . To be specific, based on the numbers obtained from the fit shown in Fig. 23.1, one can

make the following estimates

$$\text{BR}(\mu \rightarrow e\gamma) \simeq 3.5 \times 10^{-13} (x_{12}^2 + x_{22}^2) \left(\frac{1 \text{ TeV}}{m_0} \right)^4 \left(\frac{M_1}{100 \text{ GeV}} \right)^2, \quad (23.10)$$

$$\frac{d_e}{e} \simeq 2.2 \times 10^{-29} \left(\frac{M_1}{100 \text{ GeV}} \right) \left(\frac{1 \text{ TeV}}{m_0} \right)^3 x_{22} \text{ cm}, \quad (23.11)$$

with $x_{ij} = x_i - x_j$. Varying those parameters around the points obtained from the fit, one finds the values shown in Fig. 23.2. One can see that current limits (being $d_e < 1.4 \times 10^{-27} e \text{ cm}$ [11] and $\text{BR}(\mu \rightarrow e\gamma) < 1.2 \times 10^{-11}$ [12]) do not put a constraint on the parameters. Given that the future experiments should reach $d_e \sim 10^{-30} e \text{ cm}$, or below [13] and that the final sensitivity of the MEG experiment is $\text{BR}(\mu \rightarrow e\gamma) \sim \mathcal{O}(10^{-13})$, it is interesting to notice that a large part of the parameter space should be in the reach both of MEG and the eEDM experiments. In fact, evidence of $\mu \rightarrow e\gamma$ at MEG, at the level of, say, $\text{BR}(\mu \rightarrow e\gamma) \sim \mathcal{O}(10^{-12})$, would predict a lower bound on d_e in the reach of future experiments.

23.4. Summary and Conclusions

In this study, we have investigated aspects of “SUSY flavour” models, towards predicting both the SM and SUSY flavour structure, in the context of supergravity. We highlighted the importance of including carefully all the SUSY-specific effects such as one-loop SUSY threshold corrections and canonical normalization effects when fitting the model to the low energy data for the fermion masses and mixing angles. These effects entangle the flavour model with the SUSY parameters and leads to interesting predictions for the sparticle spectrum. In addition, family symmetries introduced to explain the flavour structure of the Standard Model fermions can modify the structure of soft terms with respect to the constrained MSSM in a specific way and can thus also make predictions testable in future flavour experiments.

REFERENCES

1. S. Antusch and M. Spinrath, Phys. Rev. D **79** (2009) 095004
2. S. Antusch, S. F. King and M. Malinsky, JHEP **0806** (2008) 068
3. S. Antusch, L. Calibbi, V. Maurer and M. Spinrath, Nucl. Phys. B **852** (2011) 108
4. C. Amsler *et al.* [Particle Data Group], Phys. Lett. B **667** (2008) 1.
5. S. Antusch, S. F. King, M. Malinsky, JHEP **0805** (2008) 066.
6. S. Antusch, S. F. King, M. Malinsky and G. G. Ross, Phys. Lett. B **670** (2009) 383
7. F. Feruglio, C. Hagedorn and L. Merlo, JHEP **1003** (2010) 084
8. G. G. Ross and O. Vives, Phys. Rev. D **67** (2003) 095013 [hep-ph/0211279].
9. D. J. H. Chung, L. L. Everett, G. L. Kane, S. F. King, J. D. Lykken and L. -T. Wang, Phys. Rept. **407** (2005) 1
10. L. J. Hall, R. Rattazzi and U. Sarid, Phys. Rev. D **50** (1994) 7048 M. S. Carena, M. Olechowski, S. Pokorski and C. E. M. Wagner, Nucl. Phys. B **426** (1994) 269 R. Hempfling, Phys. Rev. D **49** (1994) 6168; T. Blazek, S. Raby and S. Pokorski, Phys. Rev. D **52** (1995) 4151
11. B. C. Regan, E. D. Commins, C. J. Schmidt and D. DeMille, Phys. Rev. Lett. **88** (2002) 071805.
12. L. M. Barkov *et al.*, PSI Proposal R-99-05 (1999); S. Ritt [MEG Collaboration], Nucl. Phys. Proc. Suppl. **162**, 279 (2006); J. Adam *et al.* [MEG collaboration], Nucl. Phys. B **834** (2010) 1
13. M. Pospelov and A. Ritz, Annals Phys. **318** (2005) 119

Chapter 24

The physics of a heavy gauge boson in a Stueckelberg extension of the two-Higgs-doublet model

Grigoris Panotopoulos

Abstract

String theory constructions using D-brane physics offer a framework where ingredients like extra abelian factors in the gauge group, more than one Higgs doublet and a generalized Green-Schwarz mechanism appear at the same time. Motivated by works towards the direction of obtaining the Standard Model in orientifold constructions, we study in the present work a Stueckelberg extension of the two-Higgs-doublet model. The distinctive features of our model are i) a sharp decay width for the heavy gauge boson, and ii) a charged Higgs boson having two main decay channels at tree level with equal branching ratios.

24.1. Introduction

The Standard Model of Particle Physics (SM) (for a review see e.g. [1]) has been extremely successful in describing all low energy phenomena, being in excellent agreement with a vast amount of experimental data. The only missing part of the SM today is the Higgs boson that gives masses to fermions and to W^\pm and Z bosons. The Stueckelberg mechanism [2] gives mass to abelian vector bosons without breaking gauge invariance on the Lagrangian, and thus provides an alternative to the Higgs mechanism. Most of the well motivated extensions of the SM, which have been developed to address its open issues, involve an extra $U(1)$ in the gauge group. A new heavy gauge boson, Z' , is predicted which would have profound implications for particle physics and cosmology. Another famous minimal extension of the SM consists in the addition of one scalar doublet to the theory [3]. This idea has been particularly successful for its simplicity and the rich phenomenology that generates, being able to introduce new dynamical possibilities, like different sources of CP violation or dark matter candidates, helps to solve some of the SM problems. In the most general version of the two-Higgs-doublet model (2HDM), the fermionic couplings of the neutral scalars are not diagonal in flavour, which generates dangerous flavour-changing neutral current (FCNC) phenomena.

Since these are tightly constrained by the experimental data, it is necessary to implement ad-hoc dynamical restrictions to guarantee their absence at the required level. Many attempts have been made in order to embed the SM in open string theory, with some success [4]. They consider the SM particles as open string states attached on different stacks of D-branes. N coincident D-branes typically generate a unitary group $U(N) \sim SU(N) \times U(1)$. Therefore, every stack of branes supplies the model with an extra abelian factor in the gauge group. Such $U(1)$ fields have generically four-dimensional anomalies [5,6]. These anomalies are cancelled via the Green-Schwarz mechanism [7,8,9,10] where a scalar axionic field is responsible for the anomaly cancellation. This mechanism gives a mass to the anomalous $U(1)$ fields and breaks the associated gauge symmetry. This class of models is characterized by i) the existence of two Higgs doublets necessary to give masses to all fermions, and ii) the massive gauge bosons acquire their mass from two sources, namely the usual Higgs mechanism, as well as the stringy mechanism related to the generalized Green-Schwarz mechanism, which is very similar to the Stueckelberg mechanism. In the light of these developments, it becomes clear that it is natural to study the 2HDM with additional $U(1)$ s and the Stueckelberg mechanism together with the Higgs mechanism. In the present work we wish to study the phenomenology of a simple four-dimensional, non-GUT, non-supersymmetric model with an additional Higgs doublet, and just one extra $U(1)$ factor in the gauge group for simplicity.

24.2. Z' searches

The gauge group of the model is the SM gauge group times an extra abelian factor $U(1)_X$, with a coupling constant g_X and a gauge boson C_μ associated with it. We have three generations of quarks and leptons with the usual quantum numbers under the SM gauge group, and they are assumed to be neutral under the extra $U(1)$. This is a simple choice that ensures that there are no anomalies in the model. We consider the presence of two Higgs doublets, H_1 and H_2 , with the same quantum numbers under the SM gauge group, the only difference being is that H_1 is assumed to be neutral under $U(1)_X$, while H_2 is charged under the additional abelian factor with charge $Y_X = \pm 1$. Finally, the Stueckelberg contribution is [11]

$$\mathcal{L}_{\text{St}} = -\frac{1}{4}C_{\mu\nu}C^{\mu\nu} - \frac{1}{2}(\partial_\mu\sigma + M_1C_\mu + M_2B_\mu)^2, \quad (24.1)$$

where C_μ is the gauge boson associated with the $U(1)_X$, $C_{\mu\nu}$ is the corresponding field strength, σ is the scalar axionic field which is assumed to couple both to B_μ and C_μ , and M_1 and M_2 are two mass scales which serve as two extra parameters of the model. The details regarding the Higgs potential, the electroweak symmetry breaking as well as the new interaction vertices can be found in [12].

The LHC is designed to collide protons with a center-of-mass energy 14 TeV. Since the center-of-mass energy of proton-proton collisions at LHC is 14 TeV, the particle cascades coming from the collisions might contain Z' if its mass is of the order of 1 TeV. Therefore a heavy gauge boson can be discovered at LHC, and in fact new gauge bosons are perhaps the next best motivated new physics, after the Higgs and supersymmetric particles, to be searched for at future experiments. The mass, total decay width as well as branching ratios for various decay modes are some of the properties of Z' that should be accurately measurable, and could be used to distinguish between various models at colliders. Thus, in this section we discuss the phenomenology of the model as far as the physics of the new gauge boson is concerned.

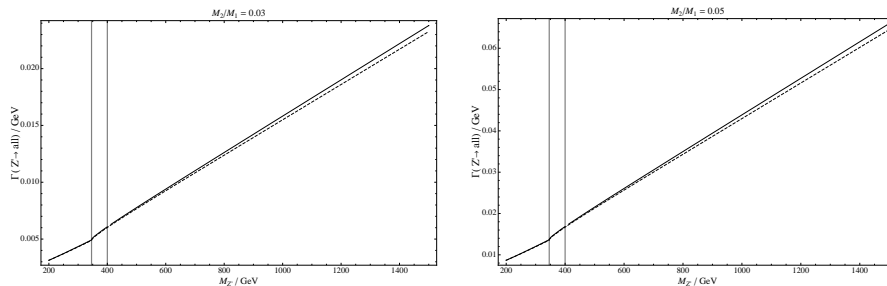
Our results are summarized in the figures below. We have fixed the Higgs boson masses (Set 1 and Set 2 as can be seen in the table below), as well as the coupling constant g_X considering two cases, one in which the coupling is small, $g_X = 0.001$, and one in which the coupling is comparable to the SM couplings, $g_X = 0.1$. Then the only free parameter left is the heavy gauge boson mass. Therefore, in the figures shown below the independent variable is the mass of Z' . First we focus on the case where $g_X = 0.001$. Figures 1 and 2 show the total decay width of Z' (in GeV) as a function of its mass for Set 1, with $M_2/M_1 = 0.03$ and 0.05, respectively. In the rest of the figures the impact of changing the value for the ratio M_2/M_1 is negligible,

so it is fixed at 0.03. Figures 3 and 4 show all branching ratios as a function of $M_{Z'}$ (for Set 1 and Set 2 respectively). All the decay channels into quarks have been considered together as a single quark channel. However, we have checked that Z' decay into quarks is dominated by the up quark contributions. The straight vertical lines correspond to the thresholds, one for the top quark (~ 346 GeV), one for the neutral Higgs bosons (600 GeV for Set 2 only) and one for the charged Higgs bosons (400 GeV for Set 1 and 1000 GeV for Set 2). We remind the reader that in the SM, the branching ratio of the Z boson to electrons or muons or tau leptons is 0.034 for each of them, to all neutrino species (invisible channel) is 0.2, and to hadrons is 0.7. In the model with one Higgs doublet there are no decay channels to inert Higgs bosons, and for a large enough $M_{Z'}$, where the branching ratios of Z' to the inert Higgs bosons become significant, the decay widths in the two models tend to differ. However, the difference is small since the dominant contribution to the decay width is from Z' to fermions, which scales as $M_{Z'} g_Y^2 (M_2/M_1)^2$. Furthermore, in the model with one Higgs doublet only, there is just the SM neutral Higgs boson, while in the model with two Higgs doublets there are both neutral and charged Higgs bosons.

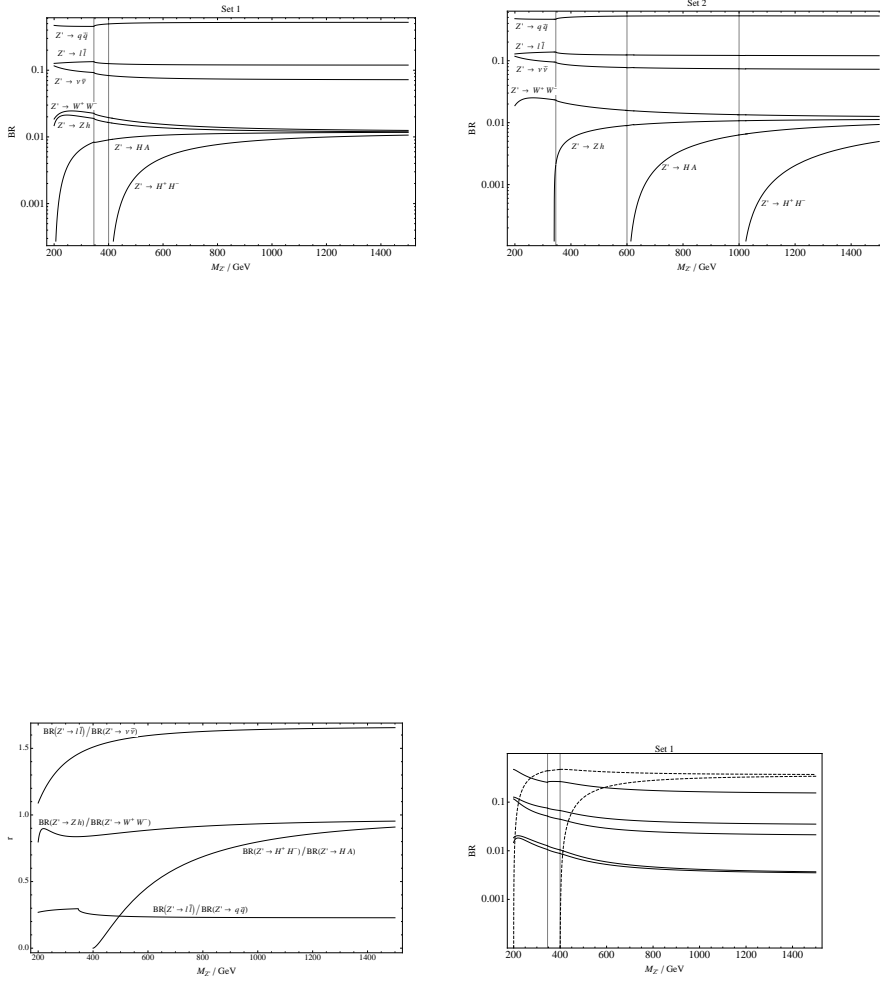
	Set 1	Set 2
M_{H^\pm} (GeV)	200	500
$M_{H,A}$ (GeV)	100	300
M_h (GeV)	100	250

Table 24.1

The two sets of Higgs boson masses used in the analysis.



Clearly, if a charged Higgs boson is seen at colliders, this would be a direct evidence of physics beyond the SM. Without Yukawa couplings the charged Higgs bosons cannot directly decay into fermions, and therefore



the dominant decay channels of the charged Higgs bosons are just two, $H^\pm \rightarrow W^\pm H$ and $H^\pm \rightarrow W^\pm A$. Taking into account that H and A are degenerate in mass, the model discussed here predicts that there are two main decay channels for H^\pm with the two branching ratios being equal to $1/2$. A detailed discussion of the Higgs phenomenology is postponed to a future work. We can also mention here in passing that if

the decay channel $h \rightarrow ZZ$ is kinematically allowed, the SM Higgs boson can be easily found through the so-called four-lepton golden Higgs channel, $h \rightarrow ZZ \rightarrow l^+l^-l^+l^-$. As in the case with one Higgs doublet, the total decay width is much smaller than in other models [13,14], and therefore a heavy gauge boson is expected to show up at colliders as a sharp resonance. Finally, in Figure 5 we show ratios of decay widths of two channels as a function of $M_{Z'}$, and in particular we have chosen to show the following ratios: Leptons to hadrons, leptons to neutrinos, charged Higgs to neutral Higgs, and W^\pm bosons to SM Higgs and Z boson. Recall that in the SM the ratio of leptons to neutrinos is 0.17, and the ratio of leptons to hadrons is 0.05.

Finally, notice that in Figures 1 and 2, although they look very similar, the scale is different. When the ratio M_2/M_1 is increased from 0.03 to 0.05, the total decay width also increases by a factor ~ 3 , because the couplings of the new gauge boson are now larger. We have also checked that the plot with larger mass ratio showing the branching fractions cannot be distinguished from the one with smaller mass ratio.

We now consider the case where $g_X = 0.1$ for Set 1 and $M_2/M_1 = 0.03$. Most of the decay modes remain the same, apart from the ones into the inert Higgs bosons, for which the coupling now is larger, leading to larger partial decay widths. Figure 6 shows the effect on the branching ratios. The curves corresponding to the decays into the inert Higgs bosons preserve their shape, but now they are above the rest. The sign of Y_X has been taken to be positive. If we change the sign of Y_X we obtain a similar plot where the branching ratios for the inert Higgs bosons are slightly larger.

24.3. Conclusion

A model with an extra $U(1)$ and a second Higgs doublet has been investigated. It is assumed that the fermions and the SM Higgs are neutral under the extra $U(1)$, while the dark Higgs is charged. Thus, Yukawa couplings for the additional Higgs are not allowed, and the FCNC problem is avoided. From this point of view the model is similar to the inert 2HDM, although the gauge symmetry is more restrictive than the \mathcal{Z}_2 discrete symmetry. The massive gauge bosons obtain their masses from two separate mechanisms, namely from the usual Higgs mechanism, as well as from the Stueckelberg mechanism. The interplay between the heavy gauge boson and the extended Higgs sector makes the phenomenology of this model very rich. We have computed the total decay width and all the branching ratios of Z' as a function of its mass for two different sets of the Higgs bosons masses. We find that two distinct features of the model are a) a sharp decay width for the heavy gauge boson, characteristic of the Stueckelberg mechanism like in the corresponding model with just one Higgs doublet, and b) a pair of charged Higgs bosons with no Yukawa couplings decaying dominantly into a W^\pm boson and a neutral Higgs boson H or A , with the two branching ratios being equal to 1/2 each.

REFERENCES

1. A. Pich, arXiv:0705.4264 [hep-ph].
2. E. C. G. Stueckelberg, *Helv. Phys. Acta* **11** (1938) 299.
3. G. C. Branco, P. M. Ferreira, L. Lavoura, M. N. Rebelo, M. Sher and J. P. Silva, arXiv:1106.0034 [hep-ph].
4. E. Kiritsis, *Phys. Rept.* **421** (2005) 105 [Erratum-ibid. **429** (2006) 121] [*Fortsch. Phys.* **52** (2004) 200] [arXiv:hep-th/0310001].
5. P. Anastasopoulos, *JHEP* **0308** (2003) 005 [arXiv:hep-th/0306042].
6. P. Anastasopoulos, *Phys. Lett. B* **588** (2004) 119 [arXiv:hep-th/0402105].
7. M. B. Green and J. H. Schwarz, *Phys. Lett. B* **149** (1984) 117.
8. M. B. Green and J. H. Schwarz, *Nucl. Phys. B* **255** (1985) 93.
9. A. Sagnotti, *Phys. Lett. B* **294** (1992) 196 [arXiv:hep-th/9210127].
10. L. E. Ibanez, R. Rabadan and A. M. Uranga, *Nucl. Phys. B* **542** (1999) 112 [arXiv:hep-th/9808139].
11. B. Kors and P. Nath, *Phys. Lett. B* **586** (2004) 366 [arXiv:hep-ph/0402047].
12. G. Panotopoulos and P. Tuzon, *JHEP* **1107** (2011) 039 [arXiv:1102.5726 [hep-ph]].

13. O. C. Anoka, K. S. Babu and I. Gogoladze, Nucl. Phys. B **687** (2004) 3 [arXiv:hep-ph/0401133].
14. A. Aydemir, H. Arslan and A. K. Topaksu, Phys. Part. Nucl. Lett. **6** (2009) 304.

Chapter 25

A new limit of the $\mu^+ \rightarrow e^+ \gamma$ decay from the MEG experiment

Angela Papa

Abstract

A search for the decay $\mu^+ \rightarrow e^+ \gamma$ is going on at PSI. The 2009 collected data from the initial three months of operation of the MEG experiment yields an upper limit $\text{BR}(\mu^+ \rightarrow e^+ \gamma) \leq 2.8 \times 10^{-11}$ (90% C.L.). The analysis of the combined 2009 and 2010 data sample gives a 90% C.L. upper limit of 2.4×10^{-12} , constituting the most stringent limit on the existence of this decay to date.

25.1. Introduction

Lepton flavour violation (LFV) research is presently one of the most exciting branches of particle physics. Flavour violating processes, such as $\mu^+ \rightarrow e^+ \gamma$, which are not predicted by the Minimal Standard Model (SM), are very sensitive to the physics beyond it. Neutrino oscillations are now an established fact, which can be accommodated in the SM by including right-handed massive neutrinos and mixing. This modified SM predicts unmeasurable branching ratios (BR) for lepton violating decays. Supersymmetric GUT theories naturally house finite neutrino masses and predict rather large and measurable branching ratios for LFV decays. The $\mu^+ \rightarrow e^+ \gamma$ process is therefore a powerful tool to investigate physics beyond the SM, since: *a*) the present experimental upper limit is $\text{BR} = 1.2 \cdot 10^{-11}$ at 90% C.L. (by the MEGA collaboration [1]) and *b*) supersymmetric GUT models, such as SO(10) SUSY-GUT or SU(5) SUSY-GUT, predict $\text{BR} \approx 10^{-14} - 10^{-11}$ [2,3,4,5,6].

The aim of the MEG experiment is to measure the branching ratio of the rare muon decay $\text{BR} = \frac{\mu^+ \rightarrow e^+ \gamma}{\mu^+ \rightarrow e^+ \nu_e \bar{\nu}_\mu}$ at a sensitivity of $\approx 10^{-13}$, two orders of magnitude better than the present experimental limit and within the region of theoretical predictions [7].

To reach this goal, the experiment must use the most intense continuous muon beam available ($\approx 10^8 \mu/\text{s}$) and obtain the highest energy, time and space resolutions, today reachable. MEG started to collect data at

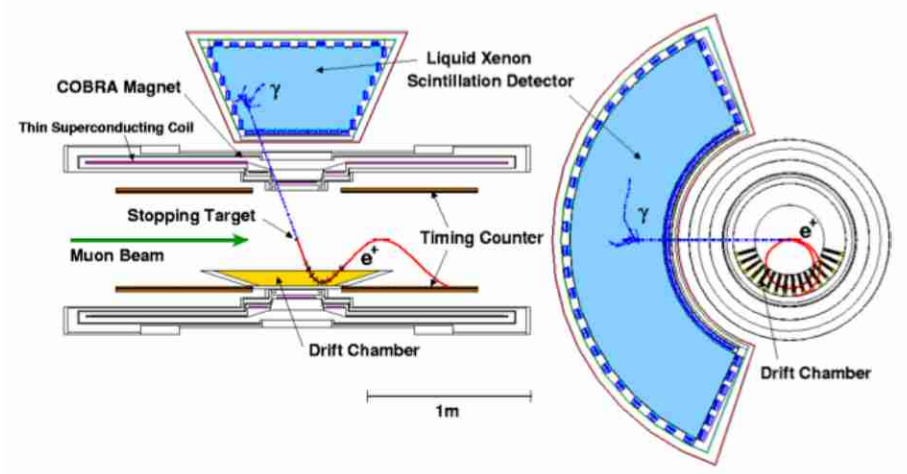


Figure 25.1. The MEG experiment layout.

the end of 2008. During 2009 a large part of the data taking time was devoted to calibration measurements and detector performance optimizations; a new physics data sample was collected at the end of this year in 1.5 months of acquisition time. We have continued to take data during 2010 and the final analysis of this sample is going on. Our final result will include both 2009 and 2010 data samples. A description of the main features of each subdetector and of the measured resolutions are given and the preliminary results of the search for $\mu^+ \rightarrow e^+ \gamma$ decay based on the 2009 data sample are presented.

The event signature of the $\mu^+ \rightarrow e^+ \gamma$ decay at rest is a positron and a photon in timing coincidence, moving collinearly back-to-back with their energies equal to half the muon mass ($m_\mu/2 = 52.8$ MeV). Positive muons are used because they can be stopped in a target without being captured by a nucleus.

Two kinds of background are present: a) the prompt background from the radiative muon decay, $\mu^+ \rightarrow e^+ \nu_e \bar{\nu}_\mu \gamma$ and b) the uncorrelated background due to an accidental coincidence between a positron from the normal muon decay $\mu^+ \rightarrow e^+ \nu_e \bar{\nu}_\mu$ and a high energy photon from radiative muon decay or positron annihilation in flight. The latter is the main background source and we evaluated its effective branching ratio at level of $\leq 10^{-13}$.

$\approx 10^{14}$ muons were stopped in the target. A data reduction was performed and the pre-selected events were further processed. The events falling into a pre-defined window in the E_γ vs $t_{e\gamma}$ plane ("blinding-box"), which includes the signal region, were saved in separate hidden files; the $\mu \rightarrow e\gamma$ decay was searched within this sample. The other events ("side-bands") were used for optimizing the analysis parameters and for studying the background.

A likelihood analysis was performed to determine the B.R. upper limit on $\mu \rightarrow e\gamma$ decay.

25.2. Experimental set-up

A schematic layout of the MEG detector is shown in the Fig. 25.1. Abundant low energy muons can be produced at high intensity proton accelerators. The so-called surface

muons are obtained by bombarding protons in a thick production target and come out from the two-body decays of positive pions that stop near the surface of the target, with a sharp momentum of approximately 29 MeV/c. Because of their low momentum and narrow momentum spread (typically 8% FWHM), a thin target ($\approx 10 \text{ mg} \cdot \text{cm}^{-2}$) can be employed, with several advantages: good identification of decay region (thanks also to the small beam spot size $\sigma_x = \sigma_y \approx 10 \text{ mm}$), low positron momentum degradation, minimum positron annihilation (a source of γ background). The dc beam structure is also extremely important because the accidental background increases quadratically with the beam rate and this feature gives a lowest instantaneous background compared to a pulsed beam.

The positron momentum, direction and time are measured by means of a novel spectrometer made by an array of 16 modules of low-mass drift chambers, inserted in a superconducting magnet, which supplies a gradient field along the beam direction (Z-coordinate) with a maximum intensity at the center of 1.25 Tesla. The non-uniformity of B-field produces a constant projected radius of the positron trajectory, independently of the emitted positron angle and function only of the positron energy. Moreover low momentum positrons are swept away, without hitting the chambers, avoiding to busy the detector and to have not useful hits in the reconstruction.

Two sectors of 15 scintillating bars, mounted at each end of the spectrometer and equipped with PMTs working in a high magnetic field region, provides the best timing measurement at this energy.

An innovative homogeneous liquid xenon calorimeter performs a precise measurement of the conversion point, timing and energy of the γ ray. 846 photomultipliers are fully immersed in the xenon and only the VUV scintillating light is collected to preserve the rapidity of detector based on the short scintillation time constants (22 and 45 ns).

The stability of the all detectors is continuously monitored and the performances are measured by means of complementary calibration methods. The position, energy and timing resolutions of the calorimeter at an energy closer to the signal one are determined selecting 55 MeV γ ray from the π^0 decay, produced from the pion charge exchange reaction $\pi^- p \rightarrow \pi^0 n$ at rest. Energy calibration and linearity, stability, uniformity and purity are frequently measured illuminating the inner face of the calorimeter with a sharp gamma line at 17.6 MeV from the resonant reaction $Li(p, \gamma)Be$. The optical properties of the Xenon and the PMT's parameters (gain and QE) are extracted using Point-like Am- α source and LED. A 9 MeV line from the capture in nickel of neutrons from a pulsed and triggerable deuteron-deuteron neutron generator allows one to check the stability of the LXe detector even during data taking. The relative time between the TC and LXe detector is monitored using radiative muon decay events and 2 coincident γ from the $B(p, 2\gamma)C$ reaction. The absolute scale of the spectrometer is fixed by the Michel energy spectrum edge and a new method based on monochromatic Mott scattered positrons has been optimized to be used as standard tool for a deeper understanding of the spectrometer.

An efficient and flexible trigger which uses only the fast detectors was developed to select with high efficiency the signal and to accommodate the different calibration methods. The DAQ is designed to digitize all waveforms, with an excellent capability to reject the pile-up. It is based on the multi-GHz domino ring sampler chip (DRS), which can sample ten analogue input channels into 1024 sampling cells each at speeds of up to 4.5 GHz. The sampling speed for the drift chamber anode and cathode signals is 500 MHz, while that of the PMT signals from the photon detector and timing counters is 1.6 GHz.

A detailed GEANT 3.21 based Monte Carlo simulation of the full apparatus (transport system and detector) was developed and used throughout the experiment, from the design and optimization of all sub-systems to the calculation of acceptances and efficiencies.

25.3. Results from 2009 data sample

The data sample analyzed here was collected between September and December 2008 and corresponds to $\approx 9.5 \times 10^{13}$ muons stopping in the target. The collected sample is saved and a preliminary data reduction

is performed. These pre-selected events are further processed. The events falling into a pre-defined window (“blinding-box”), containing the signal region on the E_γ -ray and on the $t_{e\gamma}$, were saved in separate hidden files; the $\mu \rightarrow e\gamma$ decay is searched within this sample. The other events (“side-bands”) are used for optimizing the analysis parameters and for studying the background. The blinding-box is opened after completing the optimization of the analysis algorithms and the background studies.

A candidate $\mu \rightarrow e\gamma$ event is characterized by the measurement of five kinematical parameters: positron energy E_e , gamma energy E_γ , relative time between positron and gamma $t_{e\gamma}$ and the opening angles between the two particles $\theta_{e\gamma}$ and $\phi_{e\gamma}$.

A likelihood function is built in terms of the signal and the two kinds of background: the radiative Michel decay and the accidental background. A probability density function (PDF), depending on the five kinematical parameters, is associated to each component; the likelihood has the following expression:

$$\mathcal{L}(N_{sig}, N_{RMD}, N_{BG}) = \frac{N^{N_{obs}} e^{-N}}{N_{obs}!} \prod_{i=1}^{N_{obs}} \left[\frac{N_{sig}}{N} S + \frac{N_{RMD}}{N} R + \frac{N_{BG}}{N} B \right]. \quad (25.1)$$

The signal PDF S is obtained as the product of the PDFs for the five observables (E_γ , E_e , $t_{e\gamma}$, $\theta_{e\gamma}$ and $\phi_{e\gamma}$). The radiative Michel decay PDF R is the product of the theoretical PDF (in terms of the correlated E_γ , E_e , $\theta_{e\gamma}$ and $\phi_{e\gamma}$), folded with the detector response, and the measured $t_{e\gamma}$ PDF (the same of the signal one); the PDF B is the product of the background spectra for the five observables, which are precisely measured in the data sample in the side-bands.

The event distributions of the five observables for all events in the analysis window are shown in Fig. 25.2, together with the projections of the fitted likelihood function. The 90% confidence intervals on N_{sig} and N_{RMD} are determined by the Feldman-Cousins approach [8]. A contour of 90% C.L. on the (N_{sig}, N_{RMD}) -plane is constructed by means of a toy Monte Carlo simulation. On each point on the contour, 90% of the simulated experiments give a likelihood ratio ($\mathcal{L}/\mathcal{L}_{max}$) larger than that of the ratio calculated for the data. The limit for N_{sig} is obtained from the projection of the contour on the N_{sig} -axis. The obtained upper limit at 90% C.L. is $N_{sig} < 14.7$, where the systematic error is included. The largest contributions to the systematic error are from the uncertainty of the selection of photon pile-up events, the photon energy scale, the response function of the positron energy and the positron angular resolution.

The upper limit on $\text{BR}(\mu^+ \rightarrow e^+\gamma)$ was calculated by the C.L. intervals normalizing the upper limit on N_{sig} to the Michel positrons counted simultaneously with the signal, with the same analysis cuts, assuming $\text{BR}(\mu^+ \rightarrow e^+\nu_e\bar{\nu}_\mu) \approx 1$. This method has the advantage of being independent of the instantaneous beam rate and is nearly insensitive to the positron acceptance and efficiency factors associated with the DCH and TC, which differ only for small momentum dependent effects between the signal and the normalization sample.

The branching ratio can be written as:

$$\text{BR}(\mu^+ \rightarrow e^+\gamma) = \frac{N_{sig}}{N_{e\nu\bar{\nu}}} \times \frac{f_{e\nu\bar{\nu}}^E}{P} \times \frac{\epsilon_{e\nu\bar{\nu}}^{trg}}{\epsilon_{e\gamma}^{trg}} \times \frac{A_{e\gamma}^{TC}}{A_{e\gamma}^{TC}} \times \frac{\epsilon_{e\gamma}^{DCH}}{\epsilon_{e\gamma}^{DCH}} \times \frac{1}{A_{e\gamma}^g} \times \frac{1}{\epsilon_{e\gamma}} \quad (25.2)$$

where $N_{e\nu\bar{\nu}}$ is the number of detected Michel positrons with $50 \leq E_e \leq 56$ MeV; P is the prescale factor in the trigger used to select Michel positrons; $f_{e\nu\bar{\nu}}^E$ is the fraction of Michel positron spectrum above 50 MeV; $\epsilon_{e\gamma}^{trg}/\epsilon_{e\nu\bar{\nu}}^{trg}$ is the ratio of signal-to-Michel trigger efficiencies; $A_{e\gamma}^{TC}/A_{e\nu\bar{\nu}}^{TC}$ is the ratio of the signal-to-Michel DCH-TC matching efficiency; $\epsilon_{e\gamma}^{DCH}/\epsilon_{e\nu\bar{\nu}}^{DCH}$ is the ratio signal-to-Michel DCH reconstruction efficiency and acceptance; $A_{e\gamma}^g$ is the geometrical acceptance for gamma signal given an accepted signal positron; $\epsilon_{e\gamma}$ is the efficiency of gamma reconstruction and selection criteria.

The quoted limit on the branching ratio of the $\mu^+ \rightarrow e^+\gamma$ decay is therefore:

$$\text{BR}(\mu^+ \rightarrow e^+\gamma) \leq 2.8 \times 10^{-11} \text{ (90\%C.L.)} \quad (25.3)$$

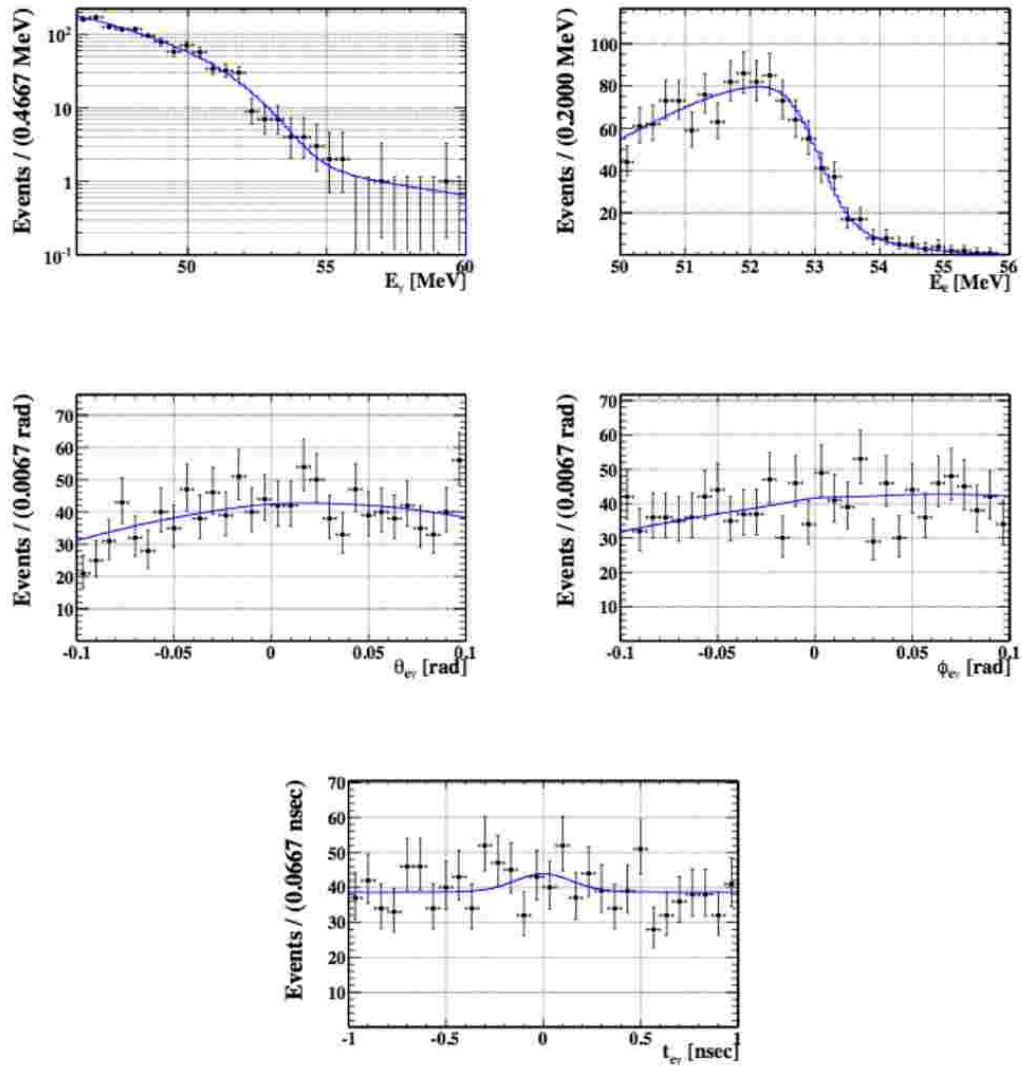


Figure 25.2. The event distributions of the five observables for all events in the analysis window. The blue line shows the projections of the fitted likelihood function.

where the systematic uncertainty on the normalization is taken into account [9].

The analysis of the 2010 data is now finished and the results of both 2009 and 2010 data are available. The likelihood analysis of the combined data sample, which corresponds to a total of 1.8×10^{14} muon decays, gives an upper limit of:

$$\text{BR}(\mu^+ \rightarrow e^+ \gamma) \leq 2.4 \times 10^{-12} \text{ (90\% C.L.)} \quad (25.4)$$

This is the most stringent limit on the existence of this decay to date [10].

REFERENCES

1. M.L. Brooks et al. (MEGA collaboration) *Phys. Rev. Lett.*, Vol. 83, 1521 (1999).
2. R. Barbieri and L.J. Hall *Phys. Lett. B*, Vol. 338, 212 (1994).
3. R. Barbieri, L.J. Hall and A. Strumia *Nucl. Phys. B*, Vol. 445, 219 (1995).
4. Y. Kuno and Y. Okada *Rev. Mod. Phys.*, Vol. 73, 151 (2001).
5. M. Raidal et al. *arXiv:0801.1826v1*, "Flavour physics of leptons and dipole moments".
6. L. Calibbi et al. *hep-ph/0605139*, "Lepton flavour violation from SUSY-GUTs: where do we stand for MEG, PRISM/PRIME and a super flavour factory".
7. A. Baldini et al. *Research Proposal to INFN* (2002).
8. G. J. Feldman and R. D. Cousins *Phys. Rev.*, Vol. D57, 3873 (1998).
9. J. Adam et al (MEG Collaboration) *Nucl. Phys. B*, Vol. 834, 1 (2010).
10. J. Adam et al (MEG Collaboration) *Phys. Rev. Lett.*, Vol. 107, 171801 (2011).

Chapter 26

Viability of the exact tri-bimaximal mixing at the GUT scale in $SO(10)$

Anjan S. Joshipura and Ketan M. Patel

Abstract

We derive the most general structures of the charged lepton and the neutrino mixing matrices which lead to tri-bimaximal leptonic mixing. By integrating them into an $SO(10)$ model, we show that one can obtain excellent fits to all the fermion masses and quark mixing angles keeping tri-bimaximal leptonic mixing intact. We also consider different perturbations to the basic structure which can/cannot account for the recent T2K and MINOS results on the reactor mixing angle θ_{13}^l .

26.1. Introduction

The Tri-bimaximal (TBM) mixing in the lepton sector [1] provides a very important clue in search of possible flavour structure [2] which governs the leptonic masses and mixing angles. The exact TBM predicts vanishing reactor mixing angle θ_{13}^l which can be reconciled with the recent T2K [3] (MINOS [4]) results at 2.5σ (1.6σ) and with the global analysis [5,6] at about 3σ . This suggests that the TBM may be good zeroth order approximation which needs perturbations affecting mainly the reactor mixing angle. While such perturbations may arise from some underlying flavor symmetry, it would be more appropriate if some independent mechanism like grand unified theory (GUT) governs these perturbations. On the other hand, incorporation of the exact TBM mixing into GUTs is a nontrivial task. This becomes more challenging in the case of $SO(10)$ based GUTs since all fermions in a given generation are completely unified into a 16 dimensional irreducible representation of $SO(10)$ and imposition of the TBM structure on the leptonic mass matrices also constrains the quark mass matrices. It is not known whether the requirement of the exact TBM mixing among leptons is consistent with the quark masses and mixing. In this talk, we discuss this issue and present the detailed analysis of the exact TBM structure and perturbations to it within a grand unified model based on $SO(10)$ gauge symmetry.

26.2. The exact TBM leptonic mixing in $SO(10)$ Model

The most general structures of the neutrino mixing matrix M_ν and the left handed charged lepton mixing matrix U_l which lead to the exact TBM leptonic mixing are derived in [7]. We briefly discuss them here. It is well known that the neutrino mass matrix in the flavour basis $\mathcal{M}_{\nu f}$ leads to the exact TBM mixing if it is invariant under a $Z_2 \times Z_2$ symmetry whose elements are

$$S_2 = \frac{1}{3} \begin{pmatrix} -1 & 2 & 2 \\ 2 & -1 & 2 \\ 2 & 2 & -1 \end{pmatrix} \quad \text{and} \quad S_3 = \begin{pmatrix} 1 & 0 & 0 \\ 0 & 0 & 1 \\ 0 & 1 & 0 \end{pmatrix}, \quad (26.1)$$

i.e. $\mathcal{M}_{\nu f}$ must satisfy

$$S_{2,3}^T \mathcal{M}_{\nu f} S_{2,3} = \mathcal{M}_{\nu f}. \quad (26.2)$$

Let us now find out the circumstances under which the above condition is satisfied. One can always choose a specific basis in which the original neutrino mass matrix M_ν exhibits the TBM structure and thus satisfies $S_{2,3}^T M_\nu S_{2,3} = M_\nu$. In this basis, if U_l (which denote the mixing matrix among the left handed charged leptons) itself is $Z_2 \times Z_2$ symmetric, *i.e.* satisfies

$$S_{2,3}^T U_l S_{2,3} = U_l \quad (26.3)$$

then $\mathcal{M}_{\nu f}$ will also satisfy Eq. (26.2) and thus would exhibit the TBM structure. It is shown in [7] that such U_l can be parameterized as

$$U_l = e^{i\alpha} P_l \tilde{U}_l P_l \quad \text{and} \quad \tilde{U}_l = \begin{pmatrix} c_\theta & \frac{s_\theta}{\sqrt{2}} & \frac{s_\theta}{\sqrt{2}} \\ \frac{s_\theta}{\sqrt{2}} & -\frac{1}{2}(c_\theta + e^{i\delta}) & -\frac{1}{2}(c_\theta - e^{i\delta}) \\ \frac{s_\theta}{\sqrt{2}} & -\frac{1}{2}(c_\theta - e^{i\delta}) & -\frac{1}{2}(c_\theta + e^{i\delta}) \end{pmatrix}, \quad (26.4)$$

where $P_l = \text{diag.}(1, e^{i\beta}, e^{i\beta})$ is a diagonal phase matrix and $\tan \theta = -2\sqrt{2} \cos \beta$. U_l is thus fully determined by three phase angles α, β and δ .

Let us now integrate the above leptonic structures into an $SO(10)$ model. For the simplification that allow us to obtain quantitative description, we assume: (1) a supersymmetric $SO(10)$ model with Higgs transforming as 10, $\overline{126}$, 120 representations of $SO(10)$, (2) the generalized parity [8] leading to Hermitian mass matrices and (3) the type-II seesaw dominance. The fermion mass relations in this case after electroweak symmetry breaking can be written in their most general forms as [8]:

$$\begin{aligned} M_d &= H + F + iG; & M_u &= r(H + sF + it_u G); \\ M_l &= H - 3F + it_l G; & M_D &= r(H - 3sF + it_D G); \\ M_L &= r_L F; & M_R &= r_R^{-1} F. \end{aligned} \quad (26.5)$$

where (G) H , F are real (anti)symmetric matrices. $r, s, t_l, t_u, t_D, r_L, r_R$ are dimensionless real parameters. The effective neutrino mass matrix for three light neutrinos resulting after the seesaw mechanism can be written as

$$M_\nu = r_L F - r_R M_D F^{-1} M_D^T \equiv M_\nu^{II} + M_\nu^I. \quad (26.6)$$

The first term proportional to F denotes type-II seesaw contribution. We shall assume that M_ν is entirely given by this term and subsequently analyze the effect of a small type-I corrections on the numerical solution found.

One can always rotate the 16-plet fermions in generation space in such a way that $M_\nu \propto F$ is diagonalized by the TBM matrix. $F \rightarrow R^T F R = F_{TBM} \equiv O_{TBM} \text{Diag.}(f_1, f_2, f_3) O_{TBM}^T$ where f_i are now real eigenvalues of F and the O_{TBM} is tri-bimaximal orthogonal matrix. The matrix $(G)H$ maintains its (anti)symmetric form in such basis. The charged lepton mass matrix in Eq. (26.5) can be rewritten as

$$H + it_l G = V_l D_l V_l^\dagger + 3F_{TBM}, \quad (26.7)$$

where D_l is a diagonal charged lepton mass matrix. V_l is a unitary matrix that diagonalizes M_l and contains nine free parameters in the most general situation.

We perform the χ^2 fitting to study the viability of Eq. (26.5) with the experimentally observed values of fermion masses and mixing angles. The details of numerical analysis are given in [7]. We shall present numerical analysis in two different cases. (A) Corresponding to the most general V_l and (B) with $V_l = U_l$ given as in Eqs. (26.4). The case (A) has already been studied numerically in [8,9]. We refine this analysis taking into account the results of the most recent global fits [5] to neutrino data. This also serves as a benchmark with which to compare the case (B) which leads to the exact TBM at M_{GUT} . The results of numerical analysis are displayed in Table 26.1.

Observables	Case A		Case B	
	Fitted value	Pull	Fitted value	Pull
m_d [MeV]	1.2339	-0.0148738	1.22098	-0.0463899
m_s [MeV]	21.7214	0.00411949	21.9922	0.0561874
m_b [GeV]	1.06614	0.0438763	1.16345	0.738942
m_u [MeV]	0.550018	0.000073755	0.550234	0.000936368
m_c [GeV]	0.209977	-0.00111886	0.209952	-0.00230315
m_t [GeV]	82.5278	0.00421748	82.5855	0.00612198
m_e [MeV]	0.3585	—	0.3585	—
m_μ [MeV]	75.672	—	75.672	—
m_τ [GeV]	1.2922	—	1.2922	—
$\left(\frac{\Delta m_{\odot}^2}{\Delta m_A^2}\right)$	0.0323	—	0.031875	—
$\sin \theta_{12}^q$	0.224299	-0.000688878	0.2243	0.0002182
$\sin \theta_{23}^q$	0.0351032	0.00246952	0.0350951	-0.0038047
$\sin \theta_{13}^q$	0.00320513	0.0102511	0.00319436	-0.0112796
$\sin^2 \theta_{12}^l$	0.306119	0.00660722	0.3333	—
$\sin^2 \theta_{23}^l$	0.418475	-0.0508353	0.5	—
$\sin^2 \theta_{13}^l$	0.0207708	-0.0286467	0	—
J_{CP}	2.19×10^{-5}	-0.0183401	2.21×10^{-5}	0.0194165
δ_{MNS}	282.396	—	—	—
χ_{min}^2		0.0061		0.5519

Table 26.1

Best fit solutions for fermion masses and mixing obtained in the SUSY $SO(10)$ model with $10 + \overline{126} + 120$ Higgs assuming (A) the general (non TBM) leptonic mixing and (B) exact TBM leptonic mixing with U_l of Eqs. (26.4). The predictions of different approaches are shown in boldface.

We obtain an excellent fit corresponding to $\chi_{min}^2 = 0.552$ ($\chi_{min}^2/\text{d.o.f.} = 0.276$) in the case of exact TBM leptonic mixing. Only the fitted value of m_b deviates slightly from the central value with a 0.74σ pull. All the remaining observables are fitted within 0.06σ . The obtained fit is not significantly different from the general case (A), in which we obtain $\chi_{min}^2/\text{d.o.f.} = 0.0061$, showing that all the fermion masses and mixing angles can be nicely reproduced along with the exact TBM within the $SO(10)$ framework discussed here.

26.3. Perturbations to the exact TBM mixing

The TBM is an ideal situation and various perturbations to this can arise in the model. A deviation from tri-bimaximality can arise in the model due to the following reasons.

1. The quantum corrections due to running from M_{GUT} to M_Z .
2. Contribution from the sub dominant type-I seesaw term in Eq. (26.6).
3. Corrections from the charged leptons due to the the breaking of the $Z_2 \times Z_2$ symmetry in U_l .

The effect of (1) is known to be negligible [10] in case of the hierarchical neutrino mass spectrum which we obtain here. We quantitatively discuss the implications of the other two scenarios via detailed numerical analysis.

26.3.1. Perturbation from type-I seesaw

Depending on the GUT symmetry breaking pattern and parameters in the superpotential of the theory, a type-I seesaw contribution can be dominant or sub dominant compared to type-II but it is always present and can generate deviations in an exact TBM mixing pattern in general. In the approach pursued here it is assumed that such contribution remains sub dominant and generates a small perturbation in dominant type-II spectrum. Eq. (26.6) can be rewritten as

$$M_\nu = r_L(F - \xi M_D F^{-1} M_D^T) \quad (26.8)$$

where $\xi = r_R/r_L$ determine the relative contribution of type-I term in the neutrino mass matrix.

The second term in Eq. (26.6) brings in two new parameters ξ and t_D present in the definition of M_D in Eq. (26.5) which generate departure from the exact TBM. For the quantitative analysis of this deviation, we randomly vary the parameters ξ and t_D and evaluate the neutrino masses and mixing angles. The correlations between different leptonic mixing angles found from such analysis are shown in Fig. (1) in [7].

It is found that the perturbation induced by type-I term cannot generate considerable deviation in the reactor angle. In particular, requiring that $\sin^2 \theta_{12}^l$ remains within the 3σ range puts an upper bound $\sin^2 \theta_{13}^l \leq 0.0002$ which does not agree with the latest results from T2K and MINOS showing that a small perturbation from type-I term cannot be consistent with data when the type-II term displays exact TBM.

26.3.2. Perturbation from the charged lepton mixing

Perturbation to TBM arise when U_l deviates from its $Z_2 \times Z_2$ symmetric form given in Eq. (26.4). In this case, the neutrino mass matrix has TBM structure but the charged lepton mixing leads to departure from it. This case has been considered in the general context [11] as well as in $SO(10)$ context [9]. Within our approach, we simultaneously perturb all three mixing angles and look at the quality of fit compared to the exact TBM case. For this we choose U_l to be a general unitary matrix and repeat the analysis in case (A). There, we have fitted the solar and the atmospheric mixing angles to their low energy values given in [5]. Here, we pin down specific values of the lepton mixing angles p_i by modifying the definition of χ^2 function. Further details of such an analysis are given in [7]. The results are displayed in Fig. (26.1).

The green points represent very good fit in which all the observables are fitted within 1σ . The obtained fit shown by the blue points is not as good as the previous one but it is statistically acceptable. The red points represent poor fit which can be ruled out at 95% confidence level. Fig. (26.1) shows definite correlations between θ_{23}^l and θ_{12}^l . It is also seen that the entire range $0.001 \leq \sin^2 \theta_{13}^l \leq 0.044$ is consistent with statistically acceptable fits to fermion spectrum. This is to be contrasted with the previous case where perturbation from type-I seesaw term led to an upper bound. The bounds obtained numerically allows us to clearly distinguish the case of the exact TBM at M_{GUT} in comparison to the one in which the charged leptons lead to departures from the tri-bimaximality.

26.4. Conclusion

In conclusion, we have analyzed the viability of the exact TBM lepton mixing in the context of the grand unified $SO(10)$ theory taking a specific model as an example. It is shown that excellent fits to all the fermion

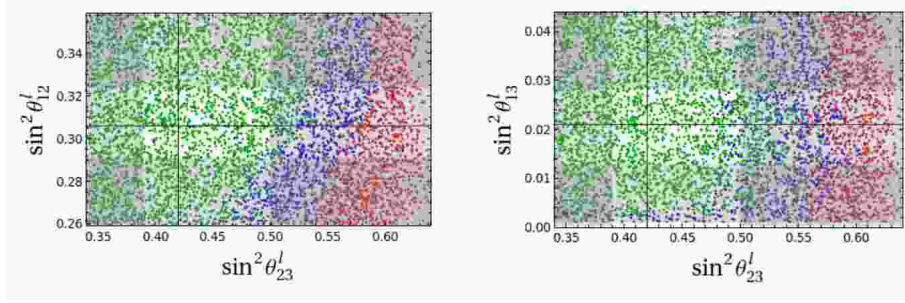


Figure 26.1. Correlations among the lepton mixing angles in case of the most general charged lepton mixing matrix U_l . The points with different colors correspond to $\bar{\chi}_{min}^2 < 1$ (green), $1 \leq \bar{\chi}_{min}^2 < 4$ (blue) and $\bar{\chi}_{min}^2 \geq 4$ (red).

masses and quark mixing angles can be obtained keeping tri-bimaximal leptonic mixing intact. The existence of TBM at the GUT scale may be inferred by considering its breaking which can arise in the model and the reactor mixing angle is found to be a good pointer to this. It is found that the quantum corrections and corrections coming from type-I seesaw are disfavored by the recent T2K and MINOS results while the corrections coming from the charged lepton mixing matrix can account for the T2K and MINOS results being consistent with the detailed description of all the fermion masses and mixing angles.

REFERENCES

1. P. F. Harrison, D. H. Perkins and W. G. Scott, Phys. Lett. B **530**, 167 (2002).
2. G. Altarelli and F. Feruglio, Rev. Mod. Phys. **82**, 2701 (2010) [arXiv:1002.0211 [hep-ph]].
3. K. Abe *et al.* [T2K Collaboration], Phys. Rev. Lett. **107**, 041801 (2011) [arXiv:1106.2822 [hep-ex]].
4. P. Adamson *et al.* [MINOS Collaboration], [arXiv:1108.0015 [hep-ex]].
5. G. L. Fogli, E. Lisi, A. Marrone, A. Palazzo, A. M. Rotunno, [arXiv:1106.6028 [hep-ph]].
6. T. Schwetz, M. Tortola, J. W. F. Valle, [arXiv:1108.1376 [hep-ph]].
7. A. S. Joshipura and K. M. Patel, JHEP **1109**, 137 (2011) [arXiv:1105.5943 [hep-ph]].
8. A. S. Joshipura and K. M. Patel, Phys. Rev. D **83**, 095002 (2011) [arXiv:1102.5148 [hep-ph]].
9. G. Altarelli and G. Blankenburg, JHEP **1103**, 133 (2011) [arXiv:1012.2697 [hep-ph]].
10. T. Araki, C. -Q. Geng, Z. -z. Xing, [arXiv:1012.2970 [hep-ph]].
11. F. Plentinger, W. Rodejohann, Phys. Lett. **B625** (2005) 264-276 and references therein.

Chapter 27

State of the Art of the MS_3 IESM

U. J. Saldaña Salazar

Abstract

The Minimal S_3 -Invariant Extension of the Standard Model (MS_3 IESM) is formulated by introducing in the theory three Higgs fields that are $SU(2)_L$ doublets and a flavour permutational symmetry, S_3 , in addition to the Majorana nature of massive neutrinos. In this way, the concept of flavour is extended to the Higgs sector and, hence, taken to a more fundamental level. The state of the art of the present model is first discussed and then, inspired in the already solved lepton sector, a Z_2 symmetry is introduced in the quark sector to achieve a further reduction in the number of free parameters. The study of the latter leads to conclude that a Z_2 symmetry is too constrictive and that a further analysis without it is needed. I end up making some meaningful remarks about the most general S_3 -invariant Higgs potential that need to be taken into account.

27.1. Introduction

The Standard Model (SM) has been succesful in describing the fundamental interactions between elementary particles. It is based upon the gauge symmetry group: $G_{SM} = SU(3)_C \otimes SU(2)_L \otimes U(1)_Y$. When the experimental precision improved it brought about a better understanding of the theory from the particle physicist point of view. Since then, the SM has been tested at every kind of imaginable experiment. Given its vast range of achieved predictions, it has become a very prestigious theory, but the story didn't have a happy ending, because when the massive nature of neutrinos in 1998 was finally confirmed the SM got its biggest hole. Which of course was rapidly covered by the introduction of the Majorana massive nature for neutral fermions, considering that Dirac neutrinos couldn't provide a natural explanation of the smallness of their masses.

Other kind of open problems in the SM, just to mention some of them, are: the large number of free parameters, the mass hierarchy of fermions, the origin of the quark and lepton mixing patterns, that there are three and only three generations of fundamental particles, etc. The latter is called *the flavour problem*.

27.2. The Minimal S_3 -Invariant Extension of the Standard Model

Since the late 60's, a lot of work on how to relate the different families has been carried on, most of it motivated by the fact that the Cabibbo angle can be expressed as a quark mass ratio [13,2,3,4,5,6,7,8], $\theta_c \approx \sqrt{m_d/m_s}$.

In the following subsections, I will try to give a straightforward reasoning to show, how by demanding simplicity to a flavour extension of the SM we are inevitably taken to the construction of the Minimal S_3 -Invariant Extension of the Standard Model (MS₃IESM), and, as an extraordinary consequence, we are brought to a *natural correspondence* between experiment and theory.

27.2.1. A bottom-up approach

Following a bottom-up approach, the simplest way to extend the SM, in order to give an explanation to some of the problems stated above, is the introduction of a *flavour symmetry*. By doing this, we are taking into account that families are indistinguishable before introducing the Yukawa interactions. But, what kind of symmetry are we going to use? If we wish to avoid the appearance of Goldstone bosons or flavons then we need to focus only on discrete flavour symmetries.

In 1977, F. Wilczek et al [9] stated, that mixing angles and masses, are possibly generated by the same dynamical mechanism and therefore, if this possibility is a fact, they should be somehow related. In the majority of the flavour models, it has been found, that a flavoured Higgs mechanism serves for this purpose, by relating mass ratios to mixing angles. Thus, the need to find a symmetry group that is capable of doing this task in the most natural and simplest way, is of major importance and pressing.

In 1978, Barbieri et al [10] showed that under the gauge group $SU(2)_L \otimes U(1)_Y$ of the SM, it is not possible to reproduce the Cabibbo angle in terms of quark mass ratios under the assumption of any abelian discrete symmetry and an arbitrary number of Higgs and families. Then, the only possibility left is a non-abelian discrete symmetry. In 1979, D. Wyler [11] showed that by using a non-abelian discrete symmetry and by introducing at least three Higgs weak doublets, it becomes possible to express the Cabibbo angle in terms of quark mass ratios. Rephrasing the results stated before: Barbieri et al showed that when Flavor Changing Neutral Currents (FCNC's) are strictly forbidden, and therefore an abelian discrete symmetry is used, then, it becomes impossible to express the mixing angles in terms of mass ratios even with an arbitrary number of Higgs bosons and families; but, if we allow FCNC's to occur, then, we can use a non-abelian discrete symmetry, and, when conservation of the flavour symmetry is assumed, D. Wyler showed, that then, we need to introduce at least three Higgs weak doublets.

Hence, by demanding simplicity in the theory we are forced to introduce the simplest non-abelian discrete flavour symmetry, that is, the permutational symmetry S_3 . And, since we want to test a model with its flavour symmetry conserved, we minimally extend the scalar sector by adding two more Higgs weak doublets. As an extraordinary consequence of having now three Higgs weak doublets, *the concept of flavour is taken to a more fundamental level*, because now, the Higgs sector is flavoured in the same way as all fermions.

27.2.2. The permutational symmetry S_3

S_3 is the symmetry group of permutations of three objects. It has six elements, the smallest number of elements in non-abelian discrete groups. It has three irreducible representations (irreps): a doublet **2**, and two singlets, **1_S** and **1_A**, symmetric and antisymmetric, respectively. Choosing a three dimensional real representation of the group, in accordance with the dimension of the mass matrices, we are led to have only two irreps, whose projectors satisfy: $\mathcal{P}_{1_S} + \mathcal{P}_2 = 1_{3 \times 3}$.

The direct products of irreps, including the antisymmetric singlet, are: $\mathbf{1}_S \otimes \mathbf{1}_S = \mathbf{1}_S$, $\mathbf{1}_A \otimes \mathbf{1}_A = \mathbf{1}_S$, $\mathbf{1}_A \otimes \mathbf{1}_S = \mathbf{1}_A$, $\mathbf{1}_S \otimes \mathbf{2} = \mathbf{2}$, $\mathbf{1}_A \otimes \mathbf{2} = \mathbf{2}$, and $\mathbf{2} \otimes \mathbf{2} = \mathbf{1}_A \oplus \mathbf{1}_S \oplus \mathbf{2}$.

27.2.3. Assignment of families to S_3 irreps

Mass values individually can not show us any relation between different families. A direct comparison between the known fermion masses can only give us information about the minimum energy scale in which the particles may be created. To unveil the family or flavour structure in each fermion sector, it is only necessary to consider the mass ratios obtained by dividing masses over the largest of each sector. The fermion mass spectrum takes a form in which the flavour structure becomes readable, see Figure 27.1.

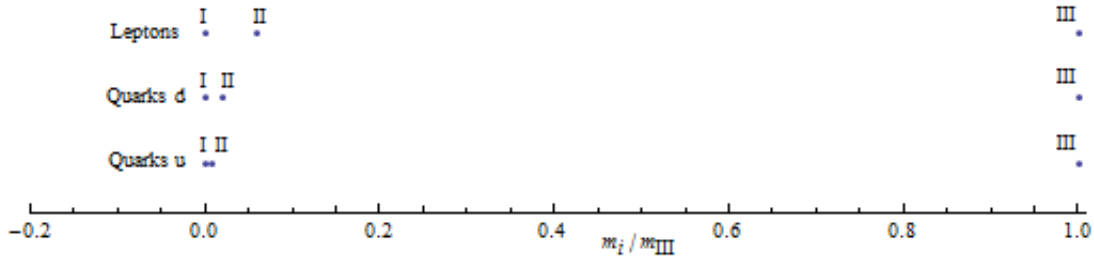


Figure 27.1. The flavour structure unveiled from the charged fermions mass spectrum. The indices I, II and III refer to the family index.

It's now clear how the assignment should be done: the first two families in the doublet representation, **2**, and the third family in the symmetric singlet representation, **1_S**.

The natural correspondence between the S_3 irreps in the three dimensional real representation and the flavour structure may also be seen as a *a posteriori* argument on why S_3 should be chosen as the flavour symmetry.

27.2.4. Flavoured Yukawa interactions and the generic mass matrix for Dirac fermions

Once we have gathered all the necessary group symmetry ingredients into our theory, then we are ready for the construction of the two physical flavour theoretical elements: the Yukawa Lagrangian and the Higgs potential. In this subsection I will only discuss the Yukawa Lagrangian.

The most general S_3 -invariant renormalizable Yukawa Lagrangian is constructed by asking that the product of left and right fermionic fields with a Higgs field is invariant under $S_3 \otimes G_{SM}$. In this way, the Yukawa Lagrangian is given by [12]:

$$\mathcal{L}_Y = \mathcal{L}_{Y_d} + \mathcal{L}_{Y_u} + \mathcal{L}_{Y_e} + \mathcal{L}_{Y_\nu},$$

where,

$$\begin{aligned} \mathcal{L}_{Y_d} &= -Y_1^d \bar{Q}_I H_S d_{IR} - Y_3^d \bar{Q}_3 H_S d_{3R} - Y_2^d [\bar{Q}_I \kappa_{IJ} H_1 d_{JR} + \bar{Q}_I \eta_{IJ} H_2 d_{JR}] - Y_4^d \bar{Q}_3 H_I d_{IR} - Y_5^d \bar{Q}_I H_I d_{3R} + h.c., \\ \mathcal{L}_{Y_u} &= -Y_1^u \bar{Q}_I (i\sigma_2) H_S^* u_{IR} - Y_3^u \bar{Q}_3 (i\sigma_2) H_S^* u_{3R} - Y_2^u [\bar{Q}_I \kappa_{IJ} (i\sigma_2) H_1^* u_{JR} + \bar{Q}_I \eta_{IJ} (i\sigma_2) H_2^* u_{JR}] - \\ &\quad Y_4^u \bar{Q}_3 (i\sigma_2) H_I^* u_{IR} - Y_5^u \bar{Q}_I (i\sigma_2) H_I^* u_{3R} + h.c., \\ \mathcal{L}_{Y_e} &= -Y_1^e \bar{L}_I H_S e_{IR} - Y_3^e \bar{L}_3 H_S e_{3R} - Y_2^e [\bar{L}_I \kappa_{IJ} H_1 e_{JR} + \bar{L}_I \eta_{IJ} H_2 e_{JR}] - Y_4^e \bar{L}_3 H_I e_{IR} - Y_5^e \bar{L}_I H_I e_{3R} + h.c., \\ \mathcal{L}_{Y_\nu} &= -Y_1^\nu \bar{L}_I (i\sigma_2) H_S^* \nu_{IR} - Y_3^\nu \bar{L}_3 (i\sigma_2) H_S^* \nu_{3R} - Y_2^\nu [\bar{L}_I \kappa_{IJ} (i\sigma_2) H_1^* \nu_{JR} + \bar{L}_I \eta_{IJ} (i\sigma_2) H_2^* \nu_{JR}] - \\ &\quad Y_4^\nu \bar{L}_3 (i\sigma_2) H_I^* \nu_{IR} - Y_5^\nu \bar{L}_I (i\sigma_2) H_I^* \nu_{3R} + h.c., \end{aligned}$$

with:

$$\kappa = \begin{pmatrix} 0 & 1 \\ 1 & 0 \end{pmatrix}; \quad \eta = \begin{pmatrix} 1 & 0 \\ 0 & -1 \end{pmatrix} \quad I, J = 1, 2.$$

After the spontaneous electroweak-symmetry breaking, the Higgses acquire a vacuum expectation value (vev) and with this, the Yukawa terms become mass terms for all fermions. The generic mass matrix for Dirac fermions is [13,14]:

$$\mathbf{M}_f = \begin{pmatrix} -2Y_1 v_s - 2Y_2 v_2 & -2Y_2 v_1 & -2Y_4 v_1 \\ -2Y_2 v_1 & -2Y_1 v_s + 2Y_2 v_2 & -2Y_4 v_2 \\ -2Y_5 v_1 & -2Y_5 v_2 & -2Y_3 v_s \end{pmatrix},$$

where the vev's satisfy the SM relation: $v_1^2 + v_2^2 + v_s^2 \approx (\frac{246}{\sqrt{2}} GeV)^2$.

In the following sections it will be assumed a Majorana nature for massive neutrinos and, in order to achieve a further reduction in the number of free parameters, we will take $v_1 = v_2 \neq 0$ [15].

27.2.5. Some highlights of the published work

The S_3 flavour symmetry has been analitical and numerically tested in different types of models [11,12,13,14,15,16,17,18,19,20,21,22,23,24,25,26,27,28,29,30,31,32,33,34,37]. The following published results come from a similar extension as the one described here, and are intended to give a sample of how well works the model:

- Numerical analysis of the quark mixing matrix, without introducing a Z_2 symmetry, is in good agreement with experimental data [12,16].
- By adding a Z_2 symmetry to the lepton sector that forbade some Yukawa couplings, the mass and mixing flavour structure of the lepton sector was succesfully reproduced [33,34,35]:
 - The leptonic mixing angles were successfully expressed in terms of lepton mass ratios.
 - It predicts an inverted hierarchy for massive neutrinos.
 - A predicted value for the lepton mixing angle $\theta_{13}^{th} \approx 0.0034$, which now, with the new T2K and MINOS updated values, is well below the global fit lower bound $0.01 \leq \theta_{13}^{exp} \leq 0.154$ at $\pm 1\sigma$ [36].
 - The FCNC's contribution, δa_μ , to the anomaly of the muon's magnetic moment is smaller than or of the order of 6% of the discrepancy Δa_μ , between the experimental value and the SM prediction, $\frac{\delta a_\mu}{\Delta a_\mu} \approx 0.06$.
 - Branching ratios were computed for leptonic processes via FCNC's as $\mu \rightarrow e\gamma$ and $\mu \rightarrow 3e$ and it gave for these particular processes 2.42×10^{-20} and 2.53×10^{-16} , respectively.

27.2.6. Some new results

In the first subsection, the stated purpose of this work was to do a similar treatment of the number of quark free parameters as in the lepton sector, and, for the second subsection, to remade the calculation of the most general S_3 -invariant Higgs potential.

27.2.7. A Z_2 symmetry in the quark sector

The lepton sector was analitically solved by introducing a Z_2 symmetry which forbade some of the Yukawa couplings. This reduction in the number of the free parameters allowed us to reparametrize the lepton mass matrices in terms of lepton mass ratios. Could this restriction have the same effect in the quark sector? We studied the interdependence between different Yukawa couplings, in such a manner that whenever we forbid one coupling as a consequence another one could be necessarily zero.

Studying the particular $v_1 = v_2 \neq 0$ case, all the different allowed combinations of zeroes, in the quark mass matrices, gave us all the possible invariant under $S_3 \otimes Z_2$ matrix forms that we could get. Considering the same matrix form for both quark sectors, we found, both analitical and numerically, that a Z_2 symmetry in the quark sector is too constrictive, because the predicted Cabibbo-Kobayashi-Maskawa (CKM) mixing matrix can not reproduce the experimental values and moreover *does not depend dominantly on the quark mass ratios*.

An important remark on these results comes from the fact that the predicted Pontecorvo-Maki-Nakagawa-Sakata PMNS matrix depends poorly on the lepton mass ratios, but this is not seen as a bad feature because

we know that the TriBiMaximal (TBM) form shares this behavior, but, in the case of the CKM mixing matrix, from the Wolfenstein Parametrization we know that mostly all of the dependence comes from a single mass ratio, $\theta_c \approx \sqrt{m_d/m_s}$, hence we expect to see this dominant nature of the Cabibbo angle in any reparametrization faithful to the flavour structure.

27.2.8. The most general S_3 -invariant Higgs potential

In past references [11,13,14,15,19,21,22,23,24,25,28,37] the expression written by each one of these authors and claimed as the most general S_3 -invariant Higgs potential, differs when compared with the others. We believe the origin of this confusion comes from the fact that the Higgs fields carry flavour and weak indexes, and these features were not taken correctly into account. Because the Higgs phenomenology of this model depends on the Higgs potential, we repeated the calculation and we found some meaningful remarks. We briefly sketch how we did it and we give one example of an S_3 invariant term.

The first step consists in finding all the different linearly independent product combinations of irreps, that according to the flavour symmetry group make an invariant term. We assign a different coupling for each linearly independent term formed. After that, the second step consists in contracting all the different and independent combinations of the $SU(2)_L$ indices which makes an invariant for each flavour singlet found. In this way, *the flavour symmetry is preserved at the highest level of symmetry*. The next example should clarify our point.

Each S_3 invariant term, for example: $(\mathbf{2} \otimes \mathbf{2})_S \otimes (\mathbf{2} \otimes \mathbf{2})_S = \mathbf{1}_{S_3}$, has its own coupling; is obtained first as a tensorial product of two or four irreps, followed by all the appropriate contractions of weak indexes. In terms of fields, it's clear how by contracting different combinations of weak indexes each term may give rise to different structures:

$$\begin{aligned} & \frac{1}{2}(H_{1w}^\dagger H_{1w} + H_{2w}^\dagger H_{2w})^2, \\ & \frac{1}{2}[(H_{1w}^\dagger H_{1w})^2 + (H_{2w}^\dagger H_{2w})^2 + (H_{1w}^\dagger H_{2w})^2 + (H_{2w}^\dagger H_{1w})^2], \\ & \frac{1}{2}[(H_{1w}^\dagger H_{1w})^2 + (H_{2w}^\dagger H_{2w})^2 + (H_{1w}^\dagger H_{2w})^2 + (H_{2w}^\dagger H_{1w})^2]. \end{aligned}$$

The most general S_3 -invariant Higgs potential is found to have only *six independent couplings*:

$$\begin{aligned} V_H = & \mu_S^2(H_S^\dagger H_S) + \mu_D^2(H_1^\dagger H_1 + H_2^\dagger H_2) + a(H_S^\dagger H_S)^2 + b f_{ijk}[(H_S^\dagger H_i)(H_j^\dagger H_k) + h.c.] + c[(H_S^\dagger H_1)(H_1^\dagger H_S) + \\ & (H_S^\dagger H_2)(H_2^\dagger H_S) + (H_S^\dagger H_1)^2 + (H_S^\dagger H_2)^2 + (H_1^\dagger H_S)^2 + (H_2^\dagger H_S)^2 + (H_S^\dagger H_S)(H_1^\dagger H_1 + H_2^\dagger H_2)] + (d + \\ & f)[(H_1^\dagger H_1 - H_2^\dagger H_2)^2 + (H_1^\dagger H_2 + H_2^\dagger H_1)^2] + (d + 2f)(H_1^\dagger H_1 + H_2^\dagger H_2)^2 + (d + e - 2f)(H_1^\dagger H_2 - H_2^\dagger H_1)^2, \end{aligned}$$

where a, b, c, \dots, f are constants; 1, 2, and S are flavour indexes for the doublet components and the symmetric singlet irrep of S_3 , respectively; $f_{112} = f_{121} = f_{211} = -f_{222} = 1$, whereas all the rest are zero.

27.2.9. Conclusions and remarks

The MS_3 IESM was constructed by asking simplicity in a flavour extension of the SM, this meant an S_3 non-abelian flavour symmetry and the introduction of two more Higgs weak doublets, and, by the latter addition, the concept of flavour was taken to a more fundamental level, namely the Higgs sector. It has been found to be a simple model that reflects the flavour structure of the fundamental particles in good agreement with experiment.

From the results highlighted in section 2.2.5 we may conclude that the state of the art of the MS_3 IESM shows interesting features, such as how well suppressed are the FCNC's in the model, as well as others. The only point that now it's not in accordance with experiment, is the leptonic mixing angle θ_{13} which is well below the latest global fit lower bound.

Finally, some new results were discussed: an introduction of a Z_2 symmetry in the quark sector was tried, inspired in the solution of the leptonic sector, but, it was found that it is too constrictive; the steps to construct the most general S_3 -invariant Higgs potential were remarked and when using them the Higgs potential was found to have only six independent couplings.

REFERENCES

1. R. Gatto, G. Sartori, M. Tonin, Phys. Lett. **B28** (1968) 128-130.
2. N. Cabibbo, L. Maiani, Phys. Lett. **B28** (1968) 131-135.
3. H. Pagels, Phys. Rev. **D11** (1975) 1213.
4. S. Weinberg, Trans. New York Acad. Sci. **38** (1977) 185-201.
5. F. Wilczek, A. Zee, Phys. Lett. **B70** (1977) 418.
6. H. Fritzsch, Phys. Lett. **B70** (1977) 436.
7. A. Ebrahim, Phys. Lett. **B73** (1978) 181-184.
8. R. N. Mohapatra, G. Senjanovic, Phys. Lett. **B73** (1978) 176.
9. F. Wilczek, A. Zee, Phys. Rev. **D15** (1977) 3701.
10. R. Barbieri, R. Gatto, F. Strocchi, Phys. Lett. **B74** (1978) 344-346.
11. D. Wyler, Phys. Rev. **D19** (1979) 330.
12. J. Kubo, A. Mondragon, M. Mondragon, E. Rodriguez-Jauregui, Prog. Theor. Phys. **109** (2003) 795-807. [hep-ph/0302196].
13. E. Derman, Phys. Rev. **D19** (1979) 317.
14. R. Yahalom, Phys. Rev. **D29** (1984) 536.
15. S. Pakvasa, H. Sugawara, Phys. Lett. **B73** (1978) 61.
16. T. Teshima, Y. Okumura, Phys. Rev. **D84** (2011) 016003. [arXiv:1103.6127 [hep-ph]].
17. J. -M. Frere, Phys. Lett. **B80** (1979) 369.
18. A. Mondragon, E. Rodriguez-Jauregui, Phys. Rev. **D59** (1999) 093009. [hep-ph/9807214].
19. J. Kubo, H. Okada, F. Sakamaki, Phys. Rev. **D70** (2004) 036007. [hep-ph/0402089].
20. A. Mondragon, M. Mondragon, E. Peinado, Phys. Rev. **D76** (2007) 076003. [arXiv:0706.0354 [hep-ph]].
21. D. Meloni, S. Morisi, E. Peinado, J. Phys. G **G38** (2011) 015003. [arXiv:1005.3482 [hep-ph]].
22. G. Bhattacharyya, P. Leser, H. Pas, Phys. Rev. **D83** (2011) 011701. [arXiv:1006.5597 [hep-ph]].
23. Y. Koide, Phys. Rev. **D60** (1999) 077301. [hep-ph/9905416].
24. S. -L. Chen, M. Frigerio, E. Ma, Phys. Rev. **D70** (2004) 073008. [hep-ph/0404084].
25. O. F. Beltran, M. Mondragon, E. Rodriguez-Jauregui, J. Phys. Conf. Ser. **171** (2009) 012028.
26. S. Morisi, [hep-ph/0604106].
27. T. Araki, J. Kubo, E. A. Paschos, Eur. Phys. J. **C45** (2006) 465-475. [hep-ph/0502164].
28. T. Kimura, Prog. Theor. Phys. **114** (2005) 329-358.
29. S. Kaneko, H. Sawanaka, T. Shingai, M. Tanimoto, K. Yoshioka, [hep-ph/0703250 [HEP-PH]].
30. R. N. Mohapatra, S. Nasri, H. -B. Yu, Phys. Lett. **B639** (2006) 318-321. [hep-ph/0605020].
31. Z. -z. Xing, D. Yang, S. Zhou, Phys. Lett. **B690** (2010) 304-310. [arXiv:1004.4234 [hep-ph]].
32. J. Barranco, F. Gonzalez Canales, A. Mondragon, Phys. Rev. **D82** (2010) 073010. [arXiv:1004.3781 [hep-ph]].
33. A. Mondragon, M. Mondragon, E. Peinado, AIP Conf. Proc. **1026** (2008) 164-169. [arXiv:0712.2488 [hep-ph]].
34. A. Mondragon, M. Mondragon, E. Peinado, J. Phys. A **A41** (2008) 304035. [arXiv:0712.1799 [hep-ph]].
35. A. Mondragon, M. Mondragon, E. Peinado, J. Phys. Conf. Ser. **171** (2009) 012081.
36. T. Schwetz, M. Tortola, J. W. F. Valle, New J. Phys. **13** (2011) 109401. [arXiv:1108.1376 [hep-ph]].
37. Y. Koide, Phys. Rev. **D73** (2006) 057901. [hep-ph/0509214].

Chapter 28

Leptogenesis and Flavor Models

H. Serôdio

Abstract

Based on symmetry arguments, it is shown that in type-I seesaw models the Dirac-neutrino Yukawa coupling combination relevant for leptogenesis is diagonal in the physical basis where the charged leptons and heavy Majorana neutrinos are diagonal. This will lead to vanishing leptogenesis CP asymmetries in leading order. Type-II seesaw flavor models are not so restrictive and in general will allow for leptogenesis.

28.1. Introduction

The fact that neutrinos oscillate, and therefore have mass, was one of the first evidences for physics beyond the Standard Model (SM). The smallness of neutrino masses and the existence of two large mixing angles, the solar $\theta_{12} \simeq 34^\circ$ and atmospheric $\theta_{23} \simeq 45^\circ$ (for detailed analysis see ref. [1]), put the leptonic and quark sectors in a quite different foot. The SM fails in explaining these mixing patterns and mass spectrum. Another intriguing fact is the observed asymmetry between matter and antimatter in our Universe. From the analysis of the Wilkinson Microwave Anisotropy Probe (WMAP) seven-year data combined with the baryon acoustic oscillations it is inferred that the baryon to photon asymmetry is [2]

$$\eta_B \equiv \frac{n_B - n_{\bar{B}}}{n_\gamma} = (6.20 \pm 0.15) \times 10^{-10}, \quad (28.1)$$

with n_B ($n_{\bar{B}}$) the number density of baryons (antibaryons). Once more, the SM fails in explaining this value.

Among the mechanisms to explain both neutrino masses and the baryon asymmetry in the Universe, the seesaw became very popular since it can provide a natural solution to both problems (for recent reviews see refs. [3,4]). In the type-I seesaw, right-handed neutrinos ν_{Ri} are introduced in the SM, leading to the extended Lagrangian

$$\mathcal{L} = \mathcal{L}_{SM} + i\overline{\nu_{Ri}}\gamma_\mu\partial^\mu\nu_{Ri} - \left[\mathbf{Y}_{\alpha i}\overline{\ell_\alpha}\tilde{\phi}\nu_{Ri} + \frac{1}{2}\overline{\nu_{Ri}^c}(\mathbf{M}_R)_{ij}\nu_{Rj} + \text{H.c.} \right], \quad (28.2)$$

where the masses of the right-handed neutrinos, M_i , are expected to be very large, such that they decouple

and at low-energies the Lagrangian becomes, after spontaneous symmetry breaking,

$$\mathcal{L}_{eff} = \mathcal{L}_{SM} + \frac{1}{2} \overline{\nu_{Li}} (\mathbf{m}_\nu)_{ij} \nu_{Lj}^c + \text{H.c.} \quad \text{with} \quad \mathbf{m}_\nu = \mathbf{m}_D \mathbf{M}_R^{-1} \mathbf{m}_D^T, \quad (28.3)$$

where $\mathbf{m}_D = v \mathbf{Y}$. We then get a scale for the light neutrinos of the order v^2/M , leading to very small neutrino masses for large M . Within this framework, the three Sakharov conditions necessary for a dynamical generation of a baryon asymmetry are naturally fulfilled: (i) lepton number violation is introduced by the Majorana mass term, and nonperturbative (B+L)-violating sphaleron processes will then partially convert it into a baryon asymmetry; (ii) complex Yukawa couplings in the neutrino sector provide the necessary source of CP violation; (iii) departure from thermal equilibrium is achieved through the decay of the heavy right-handed neutrinos above the electroweak scale.

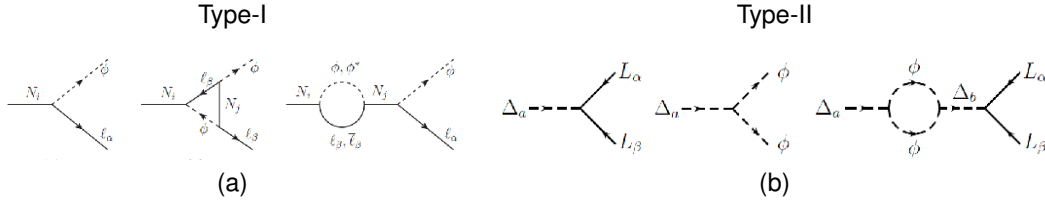


Figure 28.1. (a) Type-I seesaw leptogenesis diagrams: Decay of the heavy neutrinos at tree level and one loop; (b) Type-II seesaw leptogenesis diagrams. Decay of the heavy scalar triplets at tree level and one loop.

The CP asymmetry generated in the decay of the heavy mass eigenstates, N_i , is given by the interference between tree-level and one-loop diagrams, as presented in Fig. 28.1a,

$$\begin{aligned} \epsilon_i^\alpha &\equiv \frac{\Gamma(N_i \rightarrow \phi \ell_\alpha) - \Gamma(N_i \rightarrow \phi^\dagger \bar{\ell}_\alpha)}{\sum_\beta \Gamma(N_i \rightarrow \phi \ell_\beta) + \Gamma(N_i \rightarrow \phi^\dagger \bar{\ell}_\beta)} \\ &= \frac{1}{8\pi \mathbf{H}_{ii}} \sum_{j \neq i} \{ \text{Im} [\mathbf{Y}_{\alpha i}^* \mathbf{H}_{ij} \mathbf{Y}_{\alpha j}] (f(x) + g(x)) + \text{Im} [\mathbf{Y}_{\alpha i}^* \mathbf{H}_{ji} \mathbf{Y}_{\alpha j}] g'(x) \}, \end{aligned} \quad (28.4)$$

where $\mathbf{H} \equiv \mathbf{Y}^\dagger \mathbf{Y}$, $x \equiv M_j^2/M_i^2$,

$$f(x) = \sqrt{x} [1 - (1+x) \ln(1+x^{-1})], \quad g(x) = \frac{\sqrt{x}(1-x)}{(x-1)^2 + \Gamma_{N_j}^2/M_i^2} = g'(x) \sqrt{x}, \quad (28.5)$$

and $\Gamma_{N_i} = \mathbf{H}_{ii} M_i / (8\pi)$ is the total tree-level decay rate of N_i . Summing over the charged-lepton flavors, as usually done for temperatures above 10^{12} GeV when flavors are indistinguishable, one obtains the unflavored asymmetry

$$\epsilon_i = \sum_\alpha \epsilon_i^\alpha = \frac{1}{8\pi \mathbf{H}_{ii}} \sum_{j \neq i} \text{Im} [\mathbf{H}_{ij}^2] (f(x) + g(x)). \quad (28.6)$$

Another very popular seesaw is the type-II, where heavy scalar triplets are added to the SM. In this case, the relevant Lagrangian terms are

$$\mathcal{L} = \mathcal{L}_{SM} - \mathbf{Y}_{\alpha\beta}^a \bar{\ell}_\alpha^c \Delta_a \ell_\beta - M_a^2 \text{Tr} [\Delta_a^\dagger \Delta_a] - \mu_a M_a \tilde{\phi}^T \Delta_a \tilde{\phi} + \text{H.c.} + \dots, \quad \Delta_a = \begin{pmatrix} \Delta_a^0 & -\Delta_a^+/\sqrt{2} \\ -\Delta_a^+/\sqrt{2} & \Delta_a^{++} \end{pmatrix}, \quad (28.7)$$

where the dots denote other terms in the scalar potential. After the scalar heavy fields decouple we get again the Lagrangian in Eq. (28.3) with the effective neutrino mass matrix given now by $\mathbf{m}_\nu = 2 \sum_a \mu_a v^2 / M_a \mathbf{Y}^{\dagger a}$. The three Sakharov conditions are also fulfilled in this seesaw framework, with the only difference that in this case the departure from thermal equilibrium is achieved through the decay of the heavy scalar fields. The CP asymmetry generated from the interference of the diagrams depicted in Fig. 28.1b for each triplet $(\Delta_a^0, \Delta_a^+, \Delta_a^{++})$ is

$$\epsilon_a^{\alpha\beta} = 2 \frac{\Gamma(\Delta_a^* \rightarrow \ell_\alpha + \ell_\beta) - \Gamma(\Delta_a \rightarrow \bar{\ell}_\alpha + \bar{\ell}_\beta)}{\sum_{\alpha\beta} \Gamma(\Delta_a^* \rightarrow \ell_\alpha + \ell_\beta) + \Gamma(\Delta_a \rightarrow \bar{\ell}_\alpha + \bar{\ell}_\beta)} = -\frac{g(x_b)}{2\pi} \frac{c_{\alpha\beta} \text{Im} [\mu_a^* \mu_b \mathbf{Y}_{\alpha\beta}^a \mathbf{Y}_{\alpha\beta}^{b*}]}{\text{Tr}[\mathbf{Y}^{a\dagger} \mathbf{Y}^a] + |\mu_a|^2}, \quad (b \neq a), \quad (28.8)$$

where $c_{\alpha\beta} = 2 - \delta_{\alpha\beta}$ for Δ_a^0 and Δ_a^{++} , $c_{\alpha\beta} = 1$ for Δ_a^+ ; $x_b = M_b^2 / M_a^2$ and the one-loop self-energy function $g(x_b)$ is given by Eq. (28.5) with the replacement $\Gamma_{N_j}^2 / M_i^2 \rightarrow \Gamma_b^2 / M_a^2$, being Γ_a the total triplet tree-level decay. Again, summing over the flavor states we obtain the unflavored CP-asymmetry

$$\epsilon_a = -\frac{g(x_b)}{2\pi} \frac{c_{\alpha\beta} \text{Im} \{ \mu_a^* \mu_b \text{Tr} [\mathbf{Y}^a \mathbf{Y}^{b\dagger}] \}}{\text{Tr}[\mathbf{Y}^{a\dagger} \mathbf{Y}^a] + |\mu_a|^2}, \quad (b \neq a). \quad (28.9)$$

If the Universe reheats to a thermal bath after inflation, the baryon-to-photon number ratio η_B can then be estimated for any of the seesaw types as the product of three suppression factors:

$$\eta_B = (\text{leptonic CP-asymmetry } \epsilon) \times (\text{washout processes}) \times (\text{chemical equilibrium}).$$

28.2. Leptogenesis in type-I seesaw flavor models

In flavor models the breaking of the flavor symmetry usually leads to some residual symmetry and/or some very particular mass-independent textures. Let us discuss the consequences for leptogenesis due to the presence of these two features in flavor models, following ref. [5]. In what follows, since $\mathbf{m}_D \propto \mathbf{Y}$, there will be no distinction between both matrices (when this is not the case our conclusions for leptogenesis may not be valid, see for instance ref. [6]).

28.2.1. Lagrangian residual symmetry

We start by resuming some results concerning the algebra of symmetric matrices. Any symmetric matrix and, in particular, the 3×3 effective Majorana mass matrix for light neutrinos m_ν (and the heavy Majorana mass matrix M_R), has the symmetry

$$\mathcal{G}_L^\dagger \mathbf{m}_\nu \mathcal{G}_L^* = \mathbf{m}_\nu, \quad (28.10)$$

where \mathcal{G}_L is a unitary matrix. The matrix \mathbf{m}_ν can be diagonalized through a unitary matrix \mathbf{U}_ν , such that $\mathbf{U}_\nu^\dagger \mathbf{m}_\nu \mathbf{U}_\nu^* = \mathbf{d}_\nu$, where $\mathbf{d}_\nu = \text{diag}(m_1, m_2, m_3)$, with m_i real and positive. One, therefore, obtains

$$\mathcal{G}_L'^\dagger \mathbf{d}_\nu \mathcal{G}_L'^* = \mathbf{d}_\nu, \quad \text{where} \quad \mathcal{G}_L' = \mathbf{U}_\nu^\dagger \mathcal{G}_L \mathbf{U}_\nu. \quad (28.11)$$

It is clear that after the diagonalization of the Majorana mass matrix \mathbf{m}_ν , there is always a freedom to redefine the Majorana fields $\nu_{Li} \rightarrow \pm \nu_{Li}$. Obviously, this transformation corresponds to the $Z_2 \times Z_2 \times Z_2$ symmetry group and leaves \mathbf{d}_ν diagonal, real and positive. If \mathcal{G}_L' belongs to $SU(3)$ then the symmetry is reduced to $Z_2 \times Z_2$. Note also that the symmetry group of \mathcal{G}_L' is also the symmetry group of \mathcal{G}_L , since they are connected by a similarity transformation. The symmetry group could be enlarge if some degeneracy is present.

We shall explore the consequences of having the symmetry of mass matrices as a residual symmetry of the Lagrangian. This condition requires the Eq. (28.2) to be invariant under the transformations $\nu_L \rightarrow \mathcal{G}_L \nu_L$, $\nu_R \rightarrow \mathcal{G}_R \nu_R$, leading to the symmetry relations

$$\mathcal{G}_L^\dagger \mathbf{m}_D \mathcal{G}_R = \mathbf{m}_D, \quad \mathcal{G}_R^T \mathbf{M}_R \mathcal{G}_R = \mathbf{M}_R. \quad (28.12)$$

In the basis where the heavy Majorana neutrinos are diagonal one can rewrite the symmetry equations as

$$\mathcal{G}_R'^\dagger \mathbf{H} \mathcal{G}_R' = \mathbf{H}, \quad \mathcal{G}_R'^T \mathbf{d}_R \mathcal{G}_R' = \mathbf{d}_R, \quad \text{with} \quad \mathcal{G}_R' = \mathbf{U}_R^\dagger \mathcal{G}_R \mathbf{U}_R, \quad (28.13)$$

where $\mathbf{d}_R = \text{diag}(M_1, M_2, M_3)$ and \mathbf{U}_R is the matrix that diagonalizes \mathbf{M}_R . The consequences of these relations for leptogenesis can be stated in two cases:

- No degeneracy in the right-handed Majorana sector.

The second equation in Eq. (28.13) requires the $Z_2 \times Z_2 \times Z_2$ symmetry generators \mathcal{G}_R' to be diagonal. The latter are given by $\mathcal{G}_{R1}' = \text{diag}(1, 1, -1)$, $\mathcal{G}_{R2}' = \text{diag}(1, -1, 1)$ and $\mathcal{G}_{R3}' = \text{diag}(-1, 1, 1)$. The action of any two of these matrices in the first relation of Eq. (28.13) would then enforce \mathbf{H} to be diagonal. This in turn implies a vanishing leptogenesis asymmetry, as can be seen from Eq. (28.4). Clearly, if one imposes a single Z_2 symmetry as the residual symmetry of the Lagrangian (28.2), the above conclusions do not necessarily hold.

- Some degeneracy in the right-handed Majorana sector.

To be specific, let us assume a completely degenerate mass spectrum, i.e. $\mathbf{d}_R = M \text{diag}(1, 1, 1)$. The case with double degeneracy trivially follows from this analysis. Noticing that in this case

$$\mathcal{G}_R'^T \mathcal{G}_R' = \mathbb{I} \quad \Rightarrow \quad \mathcal{G}_R''^\dagger \mathbf{d}_H \mathcal{G}_R'' = \mathbf{d}_H, \quad \mathcal{G}_R'' = \mathbf{V}_H^\dagger \mathcal{G}_R' \mathbf{V}_H, \quad (28.14)$$

with $\mathbf{d}_H = |\mathbf{d}_D|^2$ and $\mathbf{V}_H = \mathbf{U}_R^\dagger \mathbf{U}_R^D$, from the orthogonality condition of \mathcal{G}_R' we get

$$\mathcal{G}_R''^T \mathbf{V}_H^T \mathbf{V}_H \mathcal{G}_R'' = \mathbf{V}_H^T \mathbf{V}_H. \quad (28.15)$$

This means that $\mathbf{V}_H^T \mathbf{V}_H$ is diagonal in accordance with Eq. (28.14). One can conveniently parametrize it as $\mathbf{V}_H = \mathbf{O}_1 \mathbf{K}' \mathbf{O}_2$, where \mathbf{O}_1 and \mathbf{O}_2 are two real orthogonal matrices with 3 rotation angles each, and \mathbf{K}' is a phase diagonal matrix with 3 independent phases. This parametrization allows us to easily show that the matrix \mathbf{H} is always real and, in general, non-diagonal. Yet, due to the heavy neutrino spectrum degeneracy there is always a freedom to redefine the right-handed fields by an orthogonal transformation, so that all the real off-diagonal entries in \mathbf{H} are put to zero and the matrix \mathbf{H} is rendered diagonal. Therefore, even though leptogenesis is not possible with a fully degenerated spectrum of the heavy sector, this result already shows that a viable leptogenesis requires not only the breaking of such degeneracy, but also the need of non-zero off-diagonal elements in \mathbf{H} [7].

As a final remark we note that, when \mathbf{m}_D is not Hermitian, Eqs. (28.3) and (28.12) imply that the unitary matrices \mathbf{U}_L^D and \mathbf{U}_R^D that diagonalize \mathbf{m}_D have the form

$$\mathbf{U}_L^D = \mathbf{U}_\nu \mathcal{P} \mathbf{K}, \quad \mathbf{U}_R^D = \mathbf{U}_R \mathcal{P}' \mathbf{K}, \quad (28.16)$$

where \mathcal{P} and \mathcal{P}' are two arbitrary permutation matrices and \mathbf{K} is a phase diagonal matrix with 3 independent phases. For \mathbf{m}_D Hermitian, Eq. (28.12) implies $\mathcal{G}_L = \mathcal{G}_R$ leading to $\mathbf{U}_R = \mathbf{U}_\nu \mathcal{P} \mathbf{d}$. The case when the heavy neutrino sector has some degeneracy can be analogously analyzed since it simply corresponds to the replacement $\mathbf{U}_R \rightarrow \mathbf{U}_R \mathbf{O}$, with \mathbf{O} a real orthogonal matrix.

It is worth emphasizing that the above results are just a consequence of imposing the symmetries in the mass matrices to be the residual symmetry of the Lagrangian. Similar conclusions have been obtained in ref. [8].

28.2.2. Mass-independent textures

A common feature in many flavor models is that the matrices \mathbf{m}_D , \mathbf{M}_R and \mathbf{m}_ν exhibit mass-independent textures, i.e. textures where the diagonalization is independent of mass parameters. It is worth studying this case and its implications for leptogenesis [5,9,10,11]. Let us rewrite the seesaw formula, Eq. (28.3), as

$$\mathbf{d}_\nu = \mathbf{A} \mathbf{d}_R^{-1} \mathbf{A}^T, \quad \mathbf{A} = \mathbf{U}_\nu^\dagger \mathbf{U}_L^D \mathbf{d}_D \mathbf{U}_R^{D\dagger} \mathbf{U}_R \quad (28.17)$$

where \mathbf{A} is a real matrix, which is independent of the light m_i and the heavy M_i neutrino masses. One can then show that \mathbf{A} has at least 6 zero entries. The solutions Eqs. (28.17), can be divided into two classes:

- $\det \mathbf{m}_\nu \neq 0$: Since the matrix \mathbf{A} has at least 6 zero entries and $\det \mathbf{A} = \det \mathbf{d}_D \neq 0$, its possible textures are of the form of a permutation matrix. This in turn implies that the matrices $\mathbf{A}\mathbf{A}^\dagger$ and $\mathbf{A}^\dagger \mathbf{A}$ should be diagonal. From the definition of \mathbf{A} given in Eq. (28.17), we then conclude that

$$\mathbf{U}_\nu^\dagger \mathbf{U}_L^D = \mathcal{P} \mathbf{K}, \quad \mathbf{U}_R^{D\dagger} \mathbf{U}_R = \mathbf{K}^* \mathcal{P}', \quad (28.18)$$

which are equivalent to the relations given in Eq. (28.16). Thus the assumption of mass-independent textures leads to the symmetry relation given in Eq. (28.12). In other words, the symmetry of the mass matrices is also the residual symmetry of the Lagrangian (28.2). This result holds for any mass-independent texture model.

- $\det \mathbf{m}_\nu = 0$: In this case one of the light neutrino masses is exactly zero. In the relevant basis for leptogenesis $\mathbf{m}_D' = \mathbf{U}_\nu \mathbf{A}$, the combination $\mathbf{H} = \mathbf{m}_D'^\dagger \mathbf{m}_D' = \mathbf{A}^T \mathbf{A}$ is always real, thus forbidding unflavored leptogenesis. The relevant combination for flavored leptogenesis is also real due to the particular textures of \mathbf{A} . Again, no CP asymmetry is generated at leading order.

28.3. Leptogenesis in type-II seesaw

The result presented in the previous section does not necessarily hold in type-II seesaw models [12]. In order to show this, let us consider the particular case of tribimaximal leptonic mixing. A convenient parametrization of the effective neutrino mass matrix is

$$\mathbf{m}_\nu = x\mathbf{C} + y\mathbf{P} + z\mathbf{D}, \quad \mathbf{C} = \frac{1}{3} \begin{pmatrix} 2 & -1 & -1 \\ -1 & 2 & -1 \\ -1 & -1 & 2 \end{pmatrix}, \quad \mathbf{P} = \begin{pmatrix} 1 & 0 & 0 \\ 0 & 0 & 1 \\ 0 & 1 & 0 \end{pmatrix}, \quad \mathbf{D} = \frac{1}{3} \begin{pmatrix} 1 & 1 & 1 \\ 1 & 1 & 1 \\ 1 & 1 & 1 \end{pmatrix} \quad (28.19)$$

where x , y and z are arbitrary complex parameters.

For leptogenesis to be viable, at least two scalar $SU(2)$ triplets are needed. If both are family singlets, then one of them can be associated to the \mathbf{P} contribution, and the other one to the \mathbf{C} contribution. If a third scalar triplet is available, it may be associated to the democratic component \mathbf{D} . In this minimal setup, unless a democratic contribution is present, the unflavored asymmetry (28.9) is zero, because $\text{Tr}[\mathbf{CP}] = 0$. Notice however that if each scalar triplet is simultaneously associated to \mathbf{C} and \mathbf{P} contributions, the unflavored asymmetry (28.9) is in general nonvanishing. On the other hand, the flavored leptogenesis asymmetries in Eq. (28.8) do not necessarily vanish, even when the democratic component is absent.

If Δ are family triplets, there must be at least one extra singlet or triplet. Otherwise, it is not possible to generate a mass-independent mixing in agreement with low-energy neutrino data. It can be shown that any contributions to Eq. (28.8) that involve components of the same triplet cancel out, but a nonvanishing asymmetry can result from the interaction of a given component of the triplet with the extra singlet or triplet [12].

REFERENCES

1. M. C. Gonzalez-Garcia, M. Maltoni and J. Salvado, JHEP **1004** (2010) 056 [arXiv:1001.4524 [hep-ph]]; T. Schwetz, M. Tortola and J. W. F. Valle, New J. Phys. **13** (2011) 063004 [arXiv:1103.0734 [hep-ph]]; T. Schwetz, M. Tortola and J. W. F. Valle, New J. Phys. **13** (2011) 109401 [arXiv:1108.1376 [hep-ph]]; G. L. Fogli, E. Lisi, A. Marrone, A. Palazzo and A. M. Rotunno, Phys. Rev. D **84** (2011) 053007 [arXiv:1106.6028 [hep-ph]].
2. E. Komatsu *et al.* [WMAP Collaboration], Astrophys. J. Suppl. **192** (2011) 18 [arXiv:1001.4538 [astro-ph.CO]].
3. S. Davidson, E. Nardi and Y. Nir, Phys. Rept. **466** (2008) 105 [arXiv:0802.2962 [hep-ph]].
4. G. C. Branco, R. G. Felipe and F. R. Joaquim, arXiv:1111.5332 [hep-ph].
5. R. G. Felipe and H. Serodio, Phys. Rev. D **81** (2010) 053008 [arXiv:0908.2947 [hep-ph]].
6. D. Aristizabal Sierra and F. Bazzocchi, arXiv:1110.3781 [hep-ph].
7. G. C. Branco, R. Gonzalez Felipe, M. N. Rebelo and H. Serodio, Phys. Rev. D **79** (2009) 093008 [arXiv:0904.3076 [hep-ph]].
8. E. Bertuzzo, P. Di Bari, F. Feruglio and E. Nardi, JHEP **0911** (2009) 036 [arXiv:0908.0161 [hep-ph]].
9. D. Aristizabal Sierra, F. Bazzocchi, I. de Medeiros Varzielas, L. Merlo and S. Morisi, Nucl. Phys. B **827** (2010) 34 [arXiv:0908.0907 [hep-ph]].
10. S. F. King, JHEP **1101** (2011) 115 [arXiv:1011.6167 [hep-ph]].
11. I. K. Cooper, S. F. King and C. Luhn, arXiv:1110.5676 [hep-ph].
12. I. de Medeiros Varzielas, R. Gonzalez Felipe and H. Serodio, Phys. Rev. D **83** (2011) 033007 [arXiv:1101.0602 [hep-ph]].

Chapter 29

Relating Quarks and Leptons without Grand-Unification

Yusuke Shimizu

Abstract

In combination with supersymmetry, flavor symmetry may relate quarks with leptons, even in absence of a grand-unification group. We propose an $SU(3) \times SU(2) \times U(1)$ model where both supersymmetry and assumed A_4 flavor symmetries are softly broken, reproducing well observed fermion mass hierarchies and predicting a relation between down-type quarks and charged lepton masses, and a correlation between Cabibbo angle in quark sector, and reactor angle θ_{13} characterizing CP violation in neutrino oscillations.

29.1. Introduction

Understanding the observed pattern of quark and lepton masses and mixing [1,2] constitutes one of the deepest challenges in particle physics. Flavor symmetries provide a very useful approach towards reducing the number of free parameters describing the fermion sector [3]. It has long been advocated that grand unification offers a suitable framework to describe flavor. In what follows we will adopt the alternative approach, assuming that flavor is implemented directly at the $SU(3) \times SU(2) \times U(1)$ level. Typically this requires several $SU(2)$ doublet scalars in order to break spontaneously the flavor symmetry so as to obtain an acceptable structure for the masses and mixing matrices. (One may alternatively introduce “flavons” instead of additional Higgs doublets, but in this case one would have to give up renormalizability).

In order to construct a “realistic” extension of the Standard Model (SM) with flavor symmetry one needs a suitable alignment of the scalar vacuum expectation values (vevs) in the theory [4,5,6,7]. There are several multi-doublet extensions of the SM with flavor in the market, but renormalizable supersymmetric extensions of the SM with a flavor symmetry are only a few [8], usually because the existence of additional Higgs doublets spoils the unification of the coupling constants.

Here we choose to renounce to this theoretical argument, noting that gauge coupling unification may happen in multi-doublet schemes due to other effects. What we now present is a supersymmetric extension of the SM based on the A_4 group [9], where all the matter fields as well as the Higgs doublets belong to the same

A_4 representation, namely, the triplet. This leads us to two theoretical predictions. The first a mass relation

$$\frac{m_\tau}{\sqrt{m_e m_\mu}} \approx \frac{m_b}{\sqrt{m_d m_s}}, \quad (29.1)$$

involving down-type quarks and charged lepton mass ratios. Such relation can be obtained by a suitable combination of the three Georgi-Jarlskog (GJ) mass relations [10],

$$m_b = m_\tau, \quad m_s = 1/3 m_\mu, \quad m_d = 3 m_e, \quad (29.2)$$

which arise within a particular ansatz for the SU(5) model and hold at the unification scale. In contrast to eq. (29.2), our relation requires no unification group and holds at the electroweak scale. It would, in any case, be rather robust against renormalization effects as it involves only mass ratios.

The second prediction obtained in our flavor model is a correlation between the Cabibbo angle for the quarks and the so-called “reactor angle” θ_{13} characterizing the strength of CP violation in neutrino oscillations [11,12]. Within a reasonable approximation we find

$$\lambda_C \approx \frac{1}{\sqrt{2}} \frac{m_\mu m_b}{m_\tau m_s} \sqrt{\sin^2 2\theta_{13}} - \sqrt{\frac{m_u}{m_c}}. \quad (29.3)$$

which arises mainly from the down-type quark sector [13] with a correction coming from the up isospin diagonalization matrix. This is a very interesting relation, discussed below in more detail.

29.2. The Model

Here we review a supersymmetric model based on an A_4 flavor symmetry studied in Ref. [9]. The field representation content is given in Table 29.1. Note that all quarks and leptons transform as A_4 triplets. Similarly the Higgs superfields with opposite hypercharge characteristic of the MSSM are now upgraded into two sets, also transforming as A_4 triplets. Note that since all matter fields transform in the same way under the flavor symmetry one may in principle embed the model into a grand-unified scheme. However, given the large number of scalar doublets, gauge coupling unification must proceed differently, see, for example, Ref. [14].

fields	\hat{L}	\hat{E}^c	\hat{Q}	\hat{U}^c	\hat{D}^c	\hat{H}^u	\hat{H}^d
$SU(2)_L$	2	1	2	1	1	2	2
A_4	3	3	3	3	3	3	3

Table 29.1

Basic multiplet assignments of the model

The most general renormalizable Yukawa Lagrangian for the charged fermions in the model is [15]

$$L_{\text{Yuk}} = y_{ijk}^l \hat{L}_i \hat{H}_j^d \hat{E}_k^c + y_{ijk}^d \hat{Q}_i \hat{H}_j^d \hat{D}_k^c + y_{ijk}^u \hat{Q}_i \hat{H}_j^u \hat{U}_k^c, \quad (29.4)$$

where $y_{ijk}^{u,d,l}$ are A_4 -tensors, assumed real at this stage.

The Higgs scalar potential invariant under A_4 is

$$\begin{aligned} V &= (|\mu|^2 + m_{H_u}^2)(|H_1^u|^2 + |H_2^u|^2 + |H_3^u|^2) + (|\mu|^2 + m_{H_d}^2)(|H_1^d|^2 + |H_2^d|^2 + |H_3^d|^2) \\ &- [b(H_1^u H_1^d + H_2^u H_2^d + H_3^u H_3^d) + \text{c.c.}] \\ &+ \frac{1}{8}(g^2 + g'^2)(|H_1^u|^2 + |H_2^u|^2 + |H_3^u|^2 - |H_1^d|^2 - |H_2^d|^2 - |H_3^d|^2)^2. \end{aligned} \quad (29.5)$$

Assuming that the Higgs doublet scalars take real vevs $\langle H_i^{u,d} \rangle = v_i^{u,d}$ one can show that the minimization of the potential V gives as possible local minima the alignments $\langle H^{0u,d} \rangle \sim (1, 0, 0)$ and $(1, 1, 1)$. Only the first is viable and we verify that minimization leads to this solution within a wide region of parameters. By adding A_4 soft breaking terms to the A_4 -invariant scalar potential in eq. (29.5)

$$V_{soft} = \sum_{ij} (\mu_{ij}^u H_i^{u*} H_j^u + \mu_{ij}^d H_i^{d*} H_j^d) + \sum_{ij} b_{ij} H_i^d H_j^u,$$

one finds that

$$\langle H^u \rangle = (v^u, \varepsilon_1^u, \varepsilon_2^u), \quad \langle H^d \rangle = (v^d, \varepsilon_1^d, \varepsilon_2^d), \quad (29.6)$$

where $\varepsilon_{1,2}^u \ll v^u$ and $\varepsilon_{1,2}^d \ll v^d$.

29.2.1. Charged fermions

By using A_4 product rules it is straightforward to show that the charged fermion mass matrix takes the following universal structure [15]

$$M_f = \begin{pmatrix} 0 & a^f \alpha^f & b^f \\ b^f \alpha^f & 0 & a^f r^f \\ a^f & b^f r^f & 0 \end{pmatrix}, \quad (29.7)$$

where f denotes any charged lepton, up- or down-type quarks, and $a^f = y_1^f \varepsilon_1^f$, $b^f = y_2^f \varepsilon_1^f$, with $y_{1,2}^f$ denoting the only two couplings arising from the A_4 -tensor in eq. (29.4), $r^f = v^f / \varepsilon_1^f$ and $\alpha^f = \varepsilon_2^f / \varepsilon_1^f$. Thanks to the fact that the same Higgs doublet H^d couples to the lepton and to the down-type quarks one has, in addition, the following relations

$$r^l = r^d, \quad \alpha^l = \alpha^d, \quad (29.8)$$

involving down-type quarks and charged leptons.

It is straightforward to obtain analytical expressions for a^f , b^f and r^f from eq. (29.7) in terms of the charged fermion masses and α^f ,

$$\frac{r^f}{\sqrt{\alpha^f}} \approx \frac{m_3^f}{\sqrt{m_1^f m_2^f}}, \quad a^f \approx \frac{m_2^f}{m_3^f} \frac{\sqrt{m_1^f m_2^f}}{\sqrt{\alpha^f}}, \quad b^f \approx \frac{\sqrt{m_1^f m_2^f}}{\sqrt{\alpha^f}}. \quad (29.9)$$

From eq. (29.8) and eq. (29.9) it follows that

$$\frac{m_\tau}{\sqrt{m_e m_\mu}} \approx \frac{m_b}{\sqrt{m_d m_s}},$$

a formula relating quark and lepton mass ratios (to a very good approximation this formula also holds for complex Yukawa couplings). This relation is a strict prediction of our model, and appears in a way similar to the celebrated SU(5) mass relation, despite the fact that we have not assumed any unified group, but just the $SU(3) \times SU(2) \times U(1)$ gauge structure. It allows us to compute the down quark mass in terms of the charged fermion masses and the s and b quarks, as

$$m_d \approx m_e \frac{m_\mu}{m_s} \left(\frac{m_b}{m_\tau} \right)^2. \quad (29.10)$$

This mass formula predicts the down quark mass at the scale of the Z boson mass, to lie in the region

$$1.71 \text{ MeV} < m_d^{th} < 3.35 \text{ MeV}, \quad 1.71 \text{ MeV} < m_d < 4.14 \text{ MeV}, \quad (29.11)$$

at 1σ [16]. This is illustrated in Fig. 29.1 where, to guide the eye, we have also included the 1σ experimental ranges from Ref. [16], as well as the best fit point and the GJ prediction. Note also that, thanks to supersymmetry, we obtain a relation only among the charged lepton and down-type quark mass ratios, avoiding the unwanted relation found by Wilczek and Zee in Ref. [17].

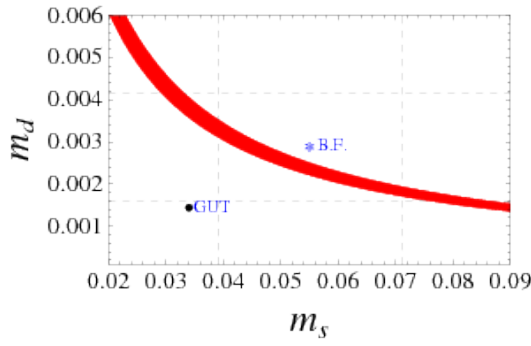


Figure 29.1. The shaded band gives our prediction for the down-strange quark masses at M_Z scale, eq. (29.10), vertical and horizontal lines are 1σ experimental ranges from Ref. [16].

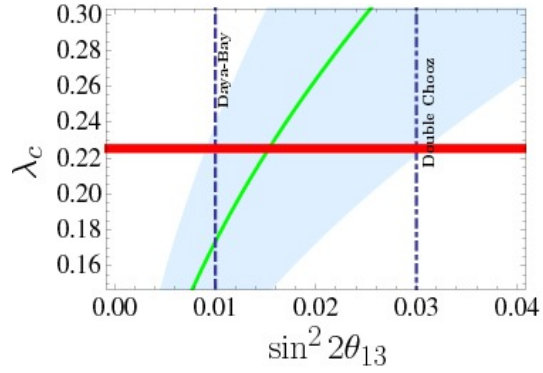


Figure 29.2. The shaded band gives our predicted 1σ correlation between Cabibbo angle and reactor angle, as above. Vertical lines give the expected sensitivities on θ_{13} [19,20].

29.2.2. Neutrinos

To the renormalizable model we have so far we now add an effective dimension-five A_4 -preserving lepton-number violating operator

$$\mathcal{L}_{5d} = \frac{f_{ijlm}}{\Lambda} \hat{L}_i \hat{L}_j \hat{H}_l^u \hat{H}_m^u, \quad (29.12)$$

where the A_4 -tensor f_{ijlm} takes into account all the possible contractions of the product of four A_4 triplets¹.

Neutrino masses are induced after electroweak symmetry breaking from the operator in eq. (29.12). In order to determine the flavor structure of the resulting mass matrix we take the limit where the vev hierarchy $\langle H_1^u \rangle \gg \langle H_2^u \rangle, \langle H_3^u \rangle$ holds, leading to [15]

$$M_\nu = \begin{pmatrix} xr^{u2} & \kappa r^u & \kappa r^u \alpha^u \\ \kappa r^u & yr^{u2} & 0 \\ \kappa r^u \alpha^u & 0 & zr^{u2} \end{pmatrix}, \quad (29.13)$$

where x, y, z and κ are coupling constants, while r^u and α^u already been introduced above in the up quark sector.

¹ Specific realizations of \mathcal{L}_{5d} within various seesaw schemes [18] can, of course, be envisaged.

The best fit of neutrino oscillation data [2] yields maximally mixed μ and τ neutrinos. This is possible, in the basis where charged lepton is diagonal, if and only if the light-neutrino mass matrix is approximately $\mu - \tau$ invariant. In turn this holds true if $y \approx z$ and $\alpha^u \approx 1$ [15]². When $\alpha^u < 1$ the “atmospheric angle” deviates from the maximality. We have verified that for $\alpha^u \gtrsim 0.5$ the atmospheric angle is within its 3σ allowed range.

29.3. Relating the Cabibbo angle to θ_{13}

In the CP conserving limit we have taken so far we have in total 14 free parameters to describe the fermion sector: six a^f and b^f parameters (three for each charged fermion-type), plus four r^f and α^f (here only down-type are counted, in view of eq. (29.8)), plus four parameters describing the neutrino mass induced by the dimension-5 operator: x, y, z, κ . These parameters describe 18 observables, which may be taken as the 9 charged fermion masses, the two neutrino squared mass differences describing neutrino oscillations, the three neutrino mixing angles, the neutrinoless double beta decay effective mass parameter, the Cabibbo angle, in addition to V_{ub} and V_{cb} . Hence we have four relations.

The first of these we have already seen, namely the mass relation in eq. (29.1) and Fig. 29.1. The second is a quark-lepton mixing angle relation concerning the Cabibbo angle λ_C and the “reactor angle” θ_{13} describing neutrino oscillations. To derive it note first that the matrix in eq. (29.7) is diagonalized on the left by a rotation

in the 12 plane, namely $\sin \theta_{12}^f \approx \sqrt{\frac{m_1^f}{m_2^f}} \frac{1}{\sqrt{\alpha^f}}$.

In order to give an analytical expression for the relation between Cabibbo and reactor angles, we neglect mixing of the third family of quarks and go in the limit where our neutrino mass matrix, eq. (15) is $\mu - \tau$ invariant, that is $\alpha^u = 1$ and $y = z$. In this approximation, the reactor mixing angle is given by

$$\sin \theta_{13} = \frac{1}{\sqrt{2}} \sin \theta_{12}^l = \frac{1}{\sqrt{2}} \sqrt{\frac{m_e}{m_\mu}} \frac{1}{\sqrt{\alpha^l}}, \quad (29.14)$$

using our mass relation in eq. (29.1) one finds that the Cabibbo angle may be written as

$$\lambda_C = \frac{m_b}{m_s} \frac{\sqrt{m_e m_\mu}}{m_\tau} \frac{1}{\sqrt{\alpha^d}} - \sqrt{\frac{m_u}{m_c}}. \quad (29.15)$$

Comparing eq. (29.14) with eq. (29.15) leads immediately to equation (29.3). In order to display this prediction graphically we take the quark masses at 1σ , obtaining the curved band shown in fig. 29.2. The narrow horizontal band indicates current determination of the Cabibbo angle, while the two vertical dashed lines represent the expected sensitivities of the Double-Chooz [19] and Daya-Bay [20] experiments on the “reactor mixing angle” θ_{13} . The curved line corresponds to the analytical approximation for the best fit value of the quark masses in eq. (29.3). Clearly the width of the curved band characterizing our prediction is dominated by quark mass determination uncertainties.

Finally note that mixing parameters of the third family of quarks $U_{13}^q \approx \frac{m_2^q}{m_3^q} \frac{\sqrt{m_1^q m_2^q}}{m_3^q} \frac{1}{\sqrt{\alpha^q}}$ and $U_{23}^q \approx \frac{m_1^q (m_2^q)^2}{(m_3^q)^3} \frac{1}{\alpha^q}$ ($q = u, d$) are negligible, and can not account for the measured values of V_{ub} and V_{cb} . The predicted values obtained for these are too small so that in its simplest presentation described above our model can not describe the CP violation found in the decays of neutral kaons. However there is a simple solution which maintains the good predictions described above, namely, adding colored vector-like $SU(2)_L$ singlet states. In this case acceptable values for V_{ub} and V_{cb} , leading to adequate CP violation can arise solely from non-unitarity effects of the quark mixing matrix.

²The charged lepton mass matrix is mainly diagonalized by a rotation in the 12 plane.

29.4. Outlook

We proposed a supersymmetric extension of the standard model with an A_4 flavor symmetry, where all matter fields in the model transform as triplets of the flavor group. Charged fermion masses arise from renormalizable Yukawa couplings while neutrino masses are treated in an effective way. The scheme illustrates how, in combination with supersymmetry, flavor symmetry may relate quarks with leptons, even in the absence of a grand-unification group. Two good predictions emerge: (i) a relation between down-type quarks and charged lepton masses, and (ii) a correlation between the Cabibbo angle in the quark sector, and the reactor angle θ_{13} characterizing CP violation in neutrino oscillations, which lies within the sensitivities of upcoming experiments. Although the predicted values for the other mixing parameters V_{uc} and V_{cb} of the Cabibbo-Kobayashi-Maskawa matrix are too small, we mentioned a simple way to circumvent this, making the scheme fully realistic. Finally note that, with few exceptions such as those in Refs. [21,22], grand-unified flavor models are not more predictive than the novel idea proposed here and illustrate through this simple scheme. As it stands the model fits well with the idea that gauge coupling unification may be an effect of the presence of extra dimensions rather than of grand-unified interactions [14]. Notwithstanding, we wish to stress that our model is manifestly embeddable into a standard Grand-Unified scenario, which would result in further predictive power. A detailed study of this particular model lies outside the scope of this letter and will be taken up elsewhere.

REFERENCES

1. K. Nakamura *et al.*, Journal of Physics G: Nuclear and Particle Physics **37**, 075021 (2010).
2. T. Schwetz, M. Tortola and J. W. F. Valle, New J. Phys. **10**, 113011 (2008); New J. Phys. **13** (2011) 063004
3. H. Ishimori *et al.*, Prog. Theor. Phys. Suppl. **183**, 1 (2010), [1003.3552].
4. E. Ma and G. Rajasekaran, Phys. Rev. **D64**, 113012 (2001), [hep-ph/0106291].
5. K. S. Babu, E. Ma and J. W. F. Valle, Phys. Lett. **B552**, 207 (2003), [hep-ph/0206292].
6. A. Zee, Phys. Lett. **B630**, 58 (2005), [hep-ph/0508278].
7. G. Altarelli and F. Feruglio, Nucl. Phys. **B720**, 64 (2005), [hep-ph/0504165].
8. K. S. Babu and J. Kubo, Phys. Rev. **D71**, 056006 (2005).
9. S. Morisi, E. Peinado, Y. Shimizu and J. W. F. Valle, Phys. Rev. D **84** (2011) 036003 [arXiv:1104.1633 [hep-ph]].
10. H. Georgi and C. Jarlskog, Phys. Lett. **B86**, 297 (1979).
11. H. Nunokawa, S. J. Parke and J. W. F. Valle, Prog. Part. Nucl. Phys. **60**, 338 (2008).
12. ISS Physics Working Group, A. Bandyopadhyay *et al.*, Rep. Prog. Phys. **72**, 106201 (2009).
13. R. Gatto, G. Sartori and M. Tonin, Phys. Lett. **B28**, 128 (1968).
14. C. Munoz, JHEP **12**, 015 (2001); Mod. Phys. Lett. **A22**, 989 (2007).
15. S. Morisi and E. Peinado, Phys. Rev. **D80**, 113011 (2009), [0910.4389].
16. Z.-z. Xing, H. Zhang and S. Zhou, Phys. Rev. **D77**, 113016 (2008), [0712.1419].
17. F. Wilczek and A. Zee, Phys. Rev. Lett. **42**, 421 (1979).
18. For a recent seesaw review see, e.g. J. W. F. Valle, J. Phys. Conf. Ser. **53**, 473 (2006) [arXiv:hep-ph/0608101].
19. Double Chooz collaboration, F. Ardellier *et al.*, hep-ex/0606025.
20. Daya-Bay collaboration, X. Guo *et al.*, hep-ex/0701029.
21. S. F. King and G. G. Ross, Phys. Lett. B **574** (2003) 239
22. R. Dermisek and S. Raby, Phys. Lett. B **622** (2005) 327

Chapter 30

Right Unitarity Triangles and Tri-Bimaximal Mixing from Discrete Symmetries and Unification

Martin Spinrath

Abstract

We discuss a recently proposed new class of flavour models which predicts both close to tri-bimaximal lepton mixing (TBM) and a right-angled Cabibbo-Kobayashi-Maskawa (CKM) unitarity triangle, $\alpha \approx 90^\circ$. The ingredients of the models include a supersymmetric (SUSY) unified gauge group such as $SU(5)$, a discrete family symmetry such as A_4 or S_4 , a shaping symmetry including products of Z_2 and Z_4 groups as well as spontaneous CP violation. The vacuum alignment in such models allows a simple explanation of $\alpha \approx 90^\circ$ by a combination of purely real or purely imaginary vacuum expectation values (vevs) of the flavon fields responsible for family symmetry breaking.

30.1. Motivation

Albeit the great success of the Standard Model (SM) of particle physics, its flavour sector is still puzzling. The SM flavour puzzle can be roughly divided into three aspects, which are first the hierarchies of the observed fermion masses, second the pattern of the observed mixing angles, and third the origin of CP violation.

Here we are concerned mainly with two of those aspects. The first one concerns the mixing angles. The fact that the leptonic mixing angles turned out to be close to TBM [1] has led to increasing interest in non-Abelian discrete family symmetries for flavour model building. Nevertheless, in many realistic models another shaping symmetry has to be invoked to forbid unwanted operators in the (super-)potential. These shaping symmetries can shed some light on the second aspect of the flavour puzzle we are concerned with, the origin of CP violation, as was recently shown in [2].

Experimental results point towards a right-angled CKM unitarity triangle with $\alpha = (89.0^{+4.4}_{-4.2})^\circ$ [3]. This can be understood in terms of a simple phase sum rule [4]. As we will revise later it becomes clear from this

sum rule, that mass matrices with purely real and purely imaginary elements can lead to a right-angled CKM unitarity triangle, see also [5]. These special phases in turn can be the result of a spontaneously broken discrete symmetry [2].

In combination with a unified gauge group this proliferates an attractive framework to describe mixing angles and CP violation in the quark and the lepton sector as a result of spontaneously broken discrete family and shaping symmetries.

30.2. The Quark Mixing Phase Sum Rule

First we revise the phase sum rule from [4]. For the mass matrices M_u and M_d in the Lagrangian we use the convention

$$\mathcal{L}_Y = -\overline{u_L^i}(M_u)_{ij}u_R^j - \overline{d_L^i}(M_d)_{ij}d_R^j + H.c. . \quad (30.1)$$

They are diagonalised by bi-unitary transformations

$$V_{uL}M_uV_{uR}^\dagger = \text{diag}(m_u, m_c, m_t) \quad \text{and} \quad V_{dL}M_dV_{dR}^\dagger = \text{diag}(m_d, m_s, m_b) , \quad (30.2)$$

where V_{uL} , V_{uR} , V_{dL} and V_{dR} are unitary 3×3 matrices. The CKM matrix V_{CKM} is given by

$$V_{\text{CKM}} = V_{uL}V_{dL}^\dagger = U_{12}^{uL\dagger}U_{13}^{uL\dagger}U_{23}^{uL\dagger}U_{23}^{dL}U_{13}^{dL}U_{12}^{dL} , \quad (30.3)$$

where the U_{ij} matrices are unitary rotation matrices in the i - j plane, for instance,

$$U_{12} = \begin{pmatrix} c_{12} & s_{12}e^{-i\delta_{12}} & 0 \\ -s_{12}e^{i\delta_{12}} & c_{12} & 0 \\ 0 & 0 & 1 \end{pmatrix} . \quad (30.4)$$

For hierarchical quark mass matrices with a texture zero in the 1-3 element it is straightforward to derive the following approximate expressions for the quark mixing angles (for more details see [4])

$$\theta_{23}e^{-i\delta_{23}} = \theta_{23}^d e^{-i\delta_{23}^d} - \theta_{23}^u e^{-i\delta_{23}^u} , \quad (30.5)$$

$$\theta_{13}e^{-i\delta_{13}} = -\theta_{12}^u e^{-i\delta_{12}^u} (\theta_{23}^d e^{-i\delta_{23}^d} - \theta_{23}^u e^{-i\delta_{23}^u}) , \quad (30.6)$$

$$\theta_{12}e^{-i\delta_{12}} = \theta_{12}^d e^{-i\delta_{12}^d} - \theta_{12}^u e^{-i\delta_{12}^u} . \quad (30.7)$$

From these formulas we obtain for α

$$90^\circ \approx \alpha = \arg \left(-\frac{V_{td}V_{tb}^*}{V_{ud}V_{ub}^*} \right) \approx \delta_{12}^d - \delta_{12}^u \quad \text{with} \quad \delta_{12}^{d/u} = \arg \left(\frac{M_{12}^{d/u}}{M_{22}^{d/u}} \right) . \quad (30.8)$$

As a direct consequence it becomes obvious, that a relative phase difference of 90° in the 1-2 mixing is enough to describe the CP violation in the quark sector, see also [5]. The simplest realisation of this would be mass matrices with purely real and purely imaginary elements.

In the following we discuss a recent idea, how this can be accomodated in the context of flavour models with discrete family and shaping symmetries.

30.3. The Method: Discrete Vacuum Alignment

The class of models, we discuss here, is based on the method of discrete vacuum alignment [2], which has as its ingredients a discrete family (like A_4 or S_4) and shaping symmetry (like a product of Z_n 's), spontaneous

CP violation and a SUSY unified gauge group. The unified gauge group is not strictly necessary, but it is very powerful, because it relates the mixing and the CP violation in the quark and the lepton sector to each other.

The method can be described in a simple algorithm. First, use the family symmetry to align the flavon vevs, so that only one complex parameter x is left undetermined, e.g. $\langle \phi \rangle \propto (0, 0, x)^T$ or $\langle \phi \rangle \propto (x, x, x)^T$. Then add for each flavon ϕ the following type of terms to the superpotential

$$P \left(\frac{\phi^n}{\Lambda^{n-2}} \mp M^2 \right), \quad (30.9)$$

which are allowed by the discrete Z_n shaping symmetries, and where M and Λ are real mass parameters. By solving the F -term condition, $F_P = 0$, the phase of the flavon vev is fixed to be

$$\arg(\langle \phi \rangle) = \arg(x) = \begin{cases} \frac{2\pi}{n} q, & q = 1, \dots, n \quad \text{for “-” in Eq. (30.9)}, \\ \frac{2\pi}{n} q + \frac{\pi}{n}, & q = 1, \dots, n \quad \text{for “+” in Eq. (30.9)}. \end{cases} \quad (30.10)$$

If the shaping symmetries are only Z_2 or Z_4 symmetries the phases can easily be arranged to fulfill the phase sum rule in Eq. (30.8).

30.4. One Example Model: $SU(5) \times A_4$

As an example we sketch now the A_4 model from [2], where an S_4 model is given as well. The A_4 model has the symmetry $SU(5) \times A_4 \times Z_4^4 \times Z_2^2 \times U(1)_R$ and five flavons with the alignments

$$\langle \phi_1 \rangle \propto \begin{pmatrix} 1 \\ 0 \\ 0 \end{pmatrix}, \quad \langle \phi_2 \rangle \propto \begin{pmatrix} 0 \\ -i \\ 0 \end{pmatrix}, \quad \langle \phi_3 \rangle \propto \begin{pmatrix} 0 \\ 0 \\ 1 \end{pmatrix}, \quad \langle \phi_{23} \rangle \propto \begin{pmatrix} 0 \\ 1 \\ -1 \end{pmatrix}, \quad \langle \phi_{123} \rangle \propto \begin{pmatrix} 1 \\ 1 \\ 1 \end{pmatrix}. \quad (30.11)$$

Note that only $\langle \phi_2 \rangle$ has a purely imaginary vev, while all other vevs are real. To demonstrate the method of discrete vacuum alignment we discuss the simple alignment superpotential for $\phi_{1,2,3}$ (for the others see [2]):

$$W = P_1 \left(\frac{(\phi_1 \cdot \phi_1)^2}{M_{1,1}^2} - M_1^2 \right) + P_2 \left(\frac{(\phi_2 \cdot \phi_2)^2}{M_{2,2}^2} - M_2^2 \right) + P_3 (\phi_3 \cdot \phi_3 - M_3^2) + A_i (\phi_i \star \phi_i) + O_{ij} (\phi_i \cdot \phi_j), \quad (30.12)$$

where M_T labels messenger masses. We use the standard “ $SO(3)$ basis” for which “ \cdot ” is the usual $SO(3)$ inner product and the symmetric “ \star ” product is defined analogous to the cross product but with a relative plus sign instead of a minus sign.

The F -term conditions $F_{A_i} = F_{O_{ij}} = 0$ give the directions of the flavon vevs and their mutual orthogonality. The vev of ϕ_3 (charged only under a Z_2) is fixed to be real while the vevs of ϕ_2 and ϕ_3 , which are charged under Z_4 ’s can be chosen to be either real or imaginary and we pick the phases from Eq. (30.11).

The five-dimensional matter fields are organised in triplets under A_4 and the tenplets are A_4 singlets. Therefore in our conventions the flavon vevs form rows of the down-type quark Yukawa matrix. The up-type quark Yukawa matrix is given by the inner product of two flavon vevs apart from the 3-3 element, which is generated on the renormalisable level to account for the large top mass. With the symmetries and the field content (for details see [2]) we obtain in the quark sector

$$Y_d = \begin{pmatrix} 0 & i\epsilon_2 & 0 \\ \epsilon_{123} & \epsilon_{23} + \epsilon_{123} & -\epsilon_{23} + \epsilon_{123} \\ 0 & 0 & \epsilon_3 \end{pmatrix} \quad \text{and} \quad Y_u = \begin{pmatrix} a_{11} & a_{12} & 0 \\ a_{12} & a_{22} & a_{23} \\ 0 & a_{23} & a_{33} \end{pmatrix}, \quad (30.13)$$

where the ϵ_i and a_{ij} are real coefficients. First note that $\delta_{12}^d = \arg((Y_d)_{12}/(Y_d)_{22}) = 90^\circ$, due to the purely imaginary 1-2 element of Y_d , and $\delta_{12}^u = 0^\circ$, because Y_u is real. The 1-3 elements in Y_d and Y_u vanish and the sum rule from Eq. (30.8) can be applied successfully.

In the lepton sector we obtain for the Yukawa matrices and the right-handed neutrino mass matrix

$$Y_e^T = -\frac{3}{2} \begin{pmatrix} 0 & i\epsilon_2 & 0 \\ \epsilon_{123} & -3\epsilon_{23} + \epsilon_{123} & 3\epsilon_{23} + \epsilon_{123} \\ 0 & 0 & \epsilon_3 \end{pmatrix}, \quad Y_\nu = \begin{pmatrix} 0 & a_{\nu_2} \\ a_{\nu_1} & a_{\nu_2} \\ -a_{\nu_1} & a_{\nu_2} \end{pmatrix}, \quad M_R = \begin{pmatrix} M_{R_1} & 0 \\ 0 & M_{R_2} \end{pmatrix}. \quad (30.14)$$

The first thing to note here, is that we do not use standard GUT relations, but instead use $y_\tau/y_\mu = -3/2$ and $y_\mu/y_s \approx 9/2$, which fit much better to current data for the quark and lepton masses and a CMSSM like scenario with $\mu > 0$ [6].

In the neutrino sector only two of the three neutrinos are massive by construction since we have introduced only two right-handed neutrinos and the mass pattern is normal hierarchical. For the mixing we obtain exact tri-bimaximal mixing in the neutrino sector, which is disturbed by corrections coming from the charged lepton sector inducing, for instance, a non-vanishing $\theta_{13}^{\text{PMNS}} \approx 3^\circ$. It is also interesting to note, that we predict all CP phases in the lepton sector, which turn out to be very close to 0° or 180° .

30.5. Another Example

The $SU(5) \times A_4$ model in [7] can also be read as another example of this class of models, if the flavon $\tilde{\phi}_{23}$ is split into two flavons

$$\langle \tilde{\phi}_{23} \rangle \rightarrow \langle \tilde{\phi}_2 \rangle + \langle \tilde{\phi}_3 \rangle \quad \text{where} \quad \langle \tilde{\phi}_2 \rangle = \begin{pmatrix} 0 \\ -i \\ 0 \end{pmatrix} \tilde{\epsilon}_{23} \quad \text{and} \quad \langle \tilde{\phi}_3 \rangle = \begin{pmatrix} 0 \\ 0 \\ w \end{pmatrix} \tilde{\epsilon}_{23}. \quad (30.15)$$

In this model the sum rule, Eq. (30.8), is not applicable, because there are no texture zeros in the 1-3 elements, but the agreement with the experimentally determined CKM phase is still very good, which is closely related to the use of the GUT relation $y_\mu/y_s \approx 9/2$. In fact, the CKM phase can be predicted in this model from the precisely known values for the electron mass, the muon mass and the Cabibbo angle and we obtain

$$\delta_{\text{CKM}}^{\text{pred}} = 69.9^\circ \quad \text{while} \quad \delta_{\text{CKM}}^{\text{exp}} = (68.8_{-2.3}^{+4.0})^\circ. \quad (30.16)$$

The fit to the quark masses and mixing parameters and the charged lepton masses in this model is quite good with a χ^2 per degree of freedom of about 1.6.

In the neutrino sector we have added a fifteen dimensional representation of $SU(5)$ giving a universal contribution to the neutrino masses, which can result in quasi-degenerate neutrino masses. All the mixing parameters are close to tri-bimaximal and the phases are fixed with $\delta_{\text{PMNS}} \approx 90^\circ$, $\alpha_1 \approx 9^\circ$ and $\alpha_2 \approx 0^\circ$. This has interesting phenomenological consequences. For example in Fig. 30.1 we have shown the prediction for neutrinoless double beta decay, which depends in this setup only on the neutrino mass scale and the sign of Δm_{31}^2 .

30.6. Summary and Conclusions

Discrete symmetries are not only powerful in describing leptonic mixing angles, but they can also be used to predict the right-angled CKM unitarity triangle by means of spontaneous CP violation. In combination with a unified gauge group this gives close relations between the CP violation in the quark and the lepton sector. In fact, in this new class of models all physical phases can be predicted up to a discrete choice. For example in the A_4 and S_4 model from [2] apart from $\alpha \approx 90^\circ$ in the quark sector, the leptonic Dirac and Majorana CP phases are all close to 0° , 90° , 180° or 270° . These predictions, especially for the leptonic Dirac CP phase, can be tested at ongoing and forthcoming neutrino experiments

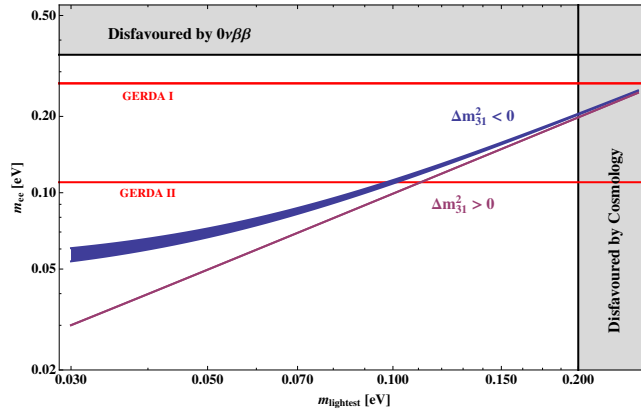


Figure 30.1. The effective mass m_{ee} in the setup from [7] relevant for neutrinoless double beta decay as a function of the mass m_{lightest} of the lightest neutrino, for an inverted neutrino mass ordering ($\Delta m_{31}^2 < 0$, upper line) and for a normal mass ordering ($\Delta m_{31}^2 > 0$, lower line). The bands represent the experimental uncertainties of the mass squared differences. The mass bounds from cosmology [8] and from the Heidelberg-Moscow experiment [9] are displayed as grey shaded regions. The red lines show the expected sensitivities of the GERDA experiment in phase I and II [10].

REFERENCES

1. P. F. Harrison, D. H. Perkins and W. G. Scott, Phys. Lett. B **530** (2002) 167 [hep-ph/0202074].
2. S. Antusch, S. F. King, C. Luhn, M. Spinrath, Nucl. Phys. **B850** (2011) 477-504 [arXiv:1103.5930].
3. K. Nakamura et al. (Particle Data Group), J. Phys. **G 37** (2010) 075021.
4. S. Antusch, S. F. King, M. Malinský and M. Spinrath, Phys. Rev. D **81** (2010) 033008 [arXiv:0910.5127].
5. I. Masina, C. A. Savoy, Nucl. Phys. **B755** (2006) 1-20. [hep-ph/0603101]; I. Masina, C. A. Savoy, Phys. Lett. B **642** (2006) 472-477. [hep-ph/0606097]; Z. z. Xing, Phys. Lett. B **679** (2009) 111 [arXiv:0904.3172]; P. F. Harrison, D. R. J. Roythorne and W. G. Scott, arXiv:0904.3014; P. F. Harrison, S. Dallison and W. G. Scott, Phys. Lett. B **680** (2009) 328 [arXiv:0904.3077].
6. S. Antusch, M. Spinrath, Phys. Rev. **D78** (2008) 075020. [arXiv:0804.0717 [hep-ph]]; S. Antusch, M. Spinrath, Phys. Rev. **D79** (2009) 095004. [arXiv:0902.4644 [hep-ph]].
7. S. Antusch, S. F. King, M. Spinrath, Phys. Rev. **D83** (2011) 013005. [arXiv:1005.0708 [hep-ph]].
8. N. Jarosik et al., arXiv:1001.4744 [astro-ph.CO].
9. H. V. Klapdor-Kleingrothaus et al., Eur. Phys. J. A **12** (2001) 147 [arXiv:hep-ph/0103062].
10. A. A. Smolnikov [GERDA Collaboration], arXiv:0812.4194 [nucl-ex].

Chapter 31

Flavour Changing Neutral Gauge Bosons in $\bar{B} \rightarrow X_s \gamma$

Emmanuel Stamou

Abstract

New neutral heavy gauge bosons appear automatically in many extensions of the Standard Model with an extended gauge sector. Typical examples are Z' models and gauge-flavour models in which the flavour symmetry, necessary to explain the Standard Model fermion masses and mixings, or a part of it, is gauged. Often, additional heavy exotic fermions are introduced to cancel anomalies of the new gauge sector. In phenomenologically testable scenarios, the lightest heavy bosons and fermions have masses around the TeV scale and may be directly produced in current colliders. On the other hand, indirect bounds are present since the neutral gauge bosons and exotic fermions affect the well-measured branching ratio of $B \rightarrow X_s \gamma$. We present the model-independent constraints from $b \rightarrow s \gamma$ on the couplings of new neutral gauge bosons to the standard model quarks, stressing the importance of QCD mixing, and also discuss the contribution from the exotic down-type quarks to the branching ratio.

31.1. Introduction

Extensions of the Standard Model (SM) with additional gauge symmetries are of particular interest in view of current direct and indirect searches for physics beyond the SM. A prediction of such theories is the existence of new gauge bosons, which may provide clear deviations from the SM predictions and are being studied as possible discoveries at the LHC. Usually, the models have a single additional $U(1)$ factor corresponding to an extra neutral gauge boson Z' whose mass and couplings are strongly model-dependent [1]. Recently, however, in a series of papers [2,3,4,5] it was suggested to explain the SM fermion masses and mixings with a New Physics (NP) scale of a few TeV, by gauging flavour symmetries. In such models, the gauge flavour symmetry is the product of non-abelian $U(3)$ factors. For each broken gauge-group generator there is a new massive gauge boson, with no colour or electric charge, but with flavour violating couplings to fermions. In addition, new exotic fermions are introduced to cancel anomalies from the new gauge sector.

The existence of one or more flavour-violating gauge bosons at the TeV scale may have an impact on col-

luder observables, but also on $\Delta F = 2$ observables and rare B and K decays, all of which have been studied more or less in detail in the literature. The experimentally well-measured branching ratio of the inclusive decay $\bar{B} \rightarrow X_s \gamma$ provides generally also a very strong constraint on extensions of the SM due to the precision of its SM prediction. However, the impact of flavour-changing neutral gauge bosons on it has only recently been considered in [6] and shall be discussed here.

In Sec. 31.2 I present the threshold corrections due to the presence of a neutral-gauge boson and possibly exotic fermions, while in Sec. 31.3 the QCD mixing effects, which are known from the SM to be important for the $b \rightarrow s \gamma$ transition. In Sec. 31.4 I give model-independent constraints and how they apply on representative toy-models, to conclude in Sec. 31.5.

31.2. Threshold Corrections

We find the threshold corrections to the $b \rightarrow s \gamma$ transition originating from a heavy neutral gauge boson A_H of mass M_{A_H} by performing a matching of the theory with A_H and the effective field theory in which A_H is integrated out. The matching is performed at the scale $\mu_H \approx M_{A_H}$ and generates a Wilson coefficient $\Delta C_7(\mu_H)$ for the dipole operator $Q_{7\gamma}$, which is responsible for the $b \rightarrow s \gamma$ transition. The $b \rightarrow s \gamma$ transition is then described by the effective Hamiltonian

$$\mathcal{H}_{\text{eff}}^{(b \rightarrow s \gamma)} = -\frac{4G_F}{\sqrt{2}} V_{ts}^* V_{tb} \left[\Delta C_7(\mu_H) Q_{7\gamma} + \Delta C_8(\mu_H) Q_{8G} + \Delta C_7'(\mu_H) Q_{7\gamma}' + \Delta C_8'(\mu_H) Q_{8G}' \right] \quad (31.1)$$

where we have already introduced the SM normalisation. The dipole operators read in our conventions

$$Q_{7\gamma} = \frac{e}{16\pi^2} m_b \bar{s}_\alpha \sigma^{\mu\nu} P_R b_\alpha F_{\mu\nu} \quad \text{and} \quad Q_{8G} = \frac{g_s}{16\pi^2} m_b \bar{s}_\alpha \sigma^{\mu\nu} P_R T_{\alpha\beta}^a b_\beta G_{\mu\nu}^a, \quad (31.2)$$

while the primed operators $Q_{7\gamma}'$ and Q_{8G}' are obtained by the interchange $L \leftrightarrow R$.

We split the Wilson coefficients in Eq. (31.1) in two parts. The first part involves only light quarks and is present in all models with a massive flavour violating A_H . The second part is the impact of an exotic quark of mass m_D , under the assumption that we may also integrate it out at μ_H . The existence of exotic quarks depends on the model under consideration. The decomposition of the Wilson coefficient of Q_7 in terms of light- and heavy-quark as well as SM-like (LL) and new (LR) contributions is then

$$\Delta C_7(\mu_H) = \left(\Delta^{LL} C_7^{\text{light}}(\mu_H) + \Delta^{LR} C_7^{\text{light}}(\mu_H) \right) + \left(\Delta^{LL} C_7^{\text{heavy}}(\mu_H) + \Delta^{LR} C_7^{\text{heavy}}(\mu_H) \right) \quad (31.3)$$

The general Feynman rule for the down type quark transition $D_j \rightarrow D_i + A_H$ is given, in our notation, in Fig. 31.1. $\mathcal{D}_i, \mathcal{D}_j$ are mass eigenstates of down-type quarks; we denote with d_i and D_i light and exotic quarks, respectively and with A_H the mass eigenstate of the colour- and electric-neutral gauge boson. With the Feynman rule at hand we calculate all Wilson coefficients at the one-loop order, see Fig. 31.1. They can all be expressed in terms of two known loop-functions, namely

$$C_7(x) = \frac{3x^3 - 2x^2}{4(x-1)^4} \ln x - \frac{8x^3 + 5x^2 - 7x}{24(x-1)^3} \quad \text{and} \quad C_8^{LR}(x) = \frac{-3x}{2(1-x)^3} \ln x + \frac{3x(x-3)}{4(x-1)^2} - 1. \quad (31.4)$$

with x the mass of the fermion in the loop over the mass of the gauge-boson mass squared. $C_7(x)$ is known from the SM [7], while C_8^{LR} from [8].

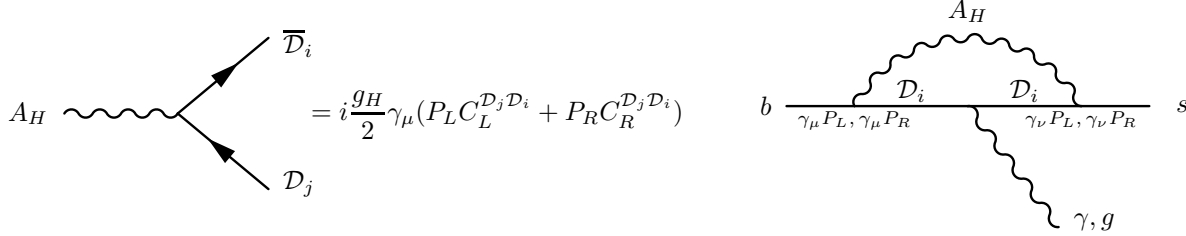


Figure 31.1. Left: the general vertex for the $\mathcal{D}_j \rightarrow \mathcal{D}_i$ A_H transition. Right: all non-zero one-loop diagrams contributing to the quark-level transitions $b \rightarrow s \gamma$ and $b \rightarrow s g$ at the scale μ_H .

The individual contributions presented in [6] read:

$$\Delta^{LL} C_7^{\text{light}}(\mu_H) = -\frac{1}{6} \frac{g_H^2}{g_2^2} \frac{M_W^2}{M_{A_H}^2} \sum_{i=1}^3 \frac{C_L^{sd_i*} C_L^{bd_i}}{V_{ts}^* V_{tb}} \left(\frac{1}{3} \right) \quad (31.5)$$

$$\Delta^{LR} C_7^{\text{light}}(\mu_H) = -\frac{1}{6} \frac{g_H^2}{g_2^2} \frac{M_W^2}{M_{A_H}^2} \sum_{i=1}^3 \frac{m_{d_i}}{m_b} \frac{C_L^{sd_i*} C_R^{bd_i}}{V_{ts}^* V_{tb}} (-1) \quad (31.6)$$

$$\Delta^{LL} C_7^{\text{heavy}}(\mu_H) = -\frac{1}{6} \frac{g_H^2}{g_2^2} \frac{M_W^2}{M_{A_H}^2} \frac{C_L^{sD*} C_L^{bD}}{V_{ts}^* V_{tb}} \left(C_8(x) + \frac{1}{3} \right) \quad (31.7)$$

$$\Delta^{LR} C_7^{\text{heavy}}(\mu_H) = -\frac{1}{6} \frac{g_H^2}{g_2^2} \frac{M_W^2}{M_{A_H}^2} \frac{m_D}{m_b} \frac{C_L^{sD*} C_R^{bD}}{V_{ts}^* V_{tb}} C_8^{LR}(x). \quad (31.8)$$

The corresponding primed Wilson coefficients are obtained by the interchange $L \leftrightarrow R$ and an additional suppression factor m_b/m_D depending on the down-type quark in the loop. Similar expressions also hold for $\Delta C_8(\mu_H)$, also to be found in [6].

Eqs. (31.5) to (31.8) highlight the quadratic, $M_W^2/M_{A_H}^2$, suppression of the threshold corrections with respect to the SM contributions. When more than one gauge-boson is present in the theory, this suppression factor renders the contribution of the lightest one the most relevant one. Also, in contrast to the SM no GIM mechanism is at work to cancel mass-independent terms; this would for example completely cancel the sum of all light-quark contributions. At last, $\Delta^{LR} C_7^{\text{heavy}}(\mu_H)$ is strongly enhanced by m_D/m_b if there is no extra suppression in the flavour violating couplings of Eq. (31.8). We return to this issue in Sec. 31.4.

The connection to the SM is done by evolving the Wilson coefficients down to electroweak scale using the QCD Renormalisation Group Equations (RGE) and subsequently integrating out W -bosons and the heavy top-quark, to which we turn our attention to now.

31.3. Extended Operator Basis and QCD Mixing

QCD corrections are very important role for the precise determination of the $\bar{B} \rightarrow X_s \gamma$ branching ratio. Within the SM they enhance the rate by factor of 2 – 3 [9], mainly from mixing of *charged* current-current operators Q^{cc} into the dipole operators $Q_{7\gamma}$ and Q_{8G} . These charged operators originate from integrating out the W -bosons at the tree level.

A similar situation occurs in the effective theory described in Sec. 31.2; integrating out A_H at the tree-level

generates 48 new *neutral* current-current operators [6]:

$$\begin{aligned} Q_1^f &= (\bar{s}_\alpha \gamma_\mu P_A b_\beta) (\bar{f}_\beta \gamma^\mu P_B f_\alpha), & Q_2^f &= (\bar{s}_\alpha \gamma_\mu P_A b_\alpha) (\bar{f}_\beta \gamma^\mu P_B f_\beta), \\ \hat{Q}_1^d &= (\bar{s}_\alpha \gamma_\mu P_A d_\beta) (\bar{d}_\beta \gamma^\mu P_B b_\alpha), & \hat{Q}_2^d &= (\bar{s}_\alpha \gamma_\mu P_A d_\alpha) (\bar{d}_\beta \gamma^\mu P_B b_\beta), \end{aligned} \quad (31.9)$$

where $f = \{u, c, t, d, s, b\}$, $A, B = \{L, R\}$ and α, β the usual colour indices. We denote by Q^{nn} and $Q^{nn'}$ all operators with $A = L$ and $A = R$, respectively, since the former mix into $Q_{7\gamma}$ (Q_{8G}), while the latter into $Q'_{7\gamma}$ (Q'_{8G}).¹

The full operator basis for the $b \rightarrow s \gamma$ transition at scales $\mu_b \leq \mu \leq \mu_H$ is given by the charged current-current, QCD-penguin, dipole, and neutral current-current operators and the corresponding primed operators: Q^{cc} , Q_P , Q_D , Q^{nn} , Q'_P , Q'_D , $Q^{nn'}$. The anomalous dimension matrix describing the mixing of the operators into one another is then at then leading order

$$\begin{array}{c|cccc} & Q^{cc} & Q_P & Q_D & Q^{nn} \\ \hline Q^{cc} & X_1 & X_2 & X_3 & 0 \\ Q_P & 0 & X_4 & X_5 & 0 \\ Q_D & 0 & 0 & X_6 & 0 \\ Q^{nn} & 0 & Y_1 & Y_2 & Y_3 \end{array} \quad \begin{array}{ccc|c} X_4 & X_5 & 0 & Q'_P \\ 0 & X_6 & 0 & Q'_D \\ Y_1 & Y_2 & Y_3 & Q^{nn'} \\ \hline Q'_P & Q'_D & Q^{nn'} & \end{array} \quad (31.10)$$

The matrices X_i are known from the SM analysis [11,12]. The Y_i entries describe mixings related to the *neutral* current-current operators and are found in [6]. Using Eq. (31.10) it is straightforward to evolve both ΔC_7 and $\Delta C'_7$ from μ_H down to μ_W , switching on the SM and subsequently running down to μ_b to obtain $\Delta C_7(\mu_b)$ and $\Delta C'_7(\mu_b)$ including the SM, threshold corrections from μ_H and QCD-mixing effects; more details in [6].

31.4. Phenomenological Implications

The SM prediction for the $\bar{B} \rightarrow X_s \gamma$ branching ratio at NNLO [13,14] reads,

$$Br(\bar{B} \rightarrow X_s \gamma)^{\text{SM}} = R (|C_7^{\text{SM}}(\mu_b)|^2 + |C_7^{\text{SM}'}(\mu_b)|^2 + N(E_\gamma)) = (3.15 \pm 0.23) \times 10^{-4}, \quad (31.11)$$

and has been calculated for a photon-energy cut-off $E_\gamma > 1.6$ GeV in the \bar{B} -meson rest frame ($R = 2.47 \times 10^{-3}$ and $N(E_\gamma) = (3.6 \pm 0.6) \times 10^{-3}$). The SM prediction is to be compared with the current experimental value [15],

$$Br(\bar{B} \rightarrow X_s \gamma)^{\text{exp}} = (3.55 \pm 0.24 \pm 0.09) \times 10^{-4} \quad (31.12)$$

for the same energy cut-off E_γ .

In the presence of NP, Eq. (31.11) holds if we make the substitutions:

$$C_7(\mu_b)^{\text{SM}} \longrightarrow \Delta C_7(\mu_b), \quad C_7(\mu_b)^{\text{SM}'} \longrightarrow \Delta C'_7(\mu_b), \quad (31.13)$$

¹The operator basis of Eq. (31.9) is reducible under Fierz transformations. However, we can and shall use this basis to best keep track of the mixing pattern between operators and only after the RG evolution apply Fierz transformations if necessary [10].

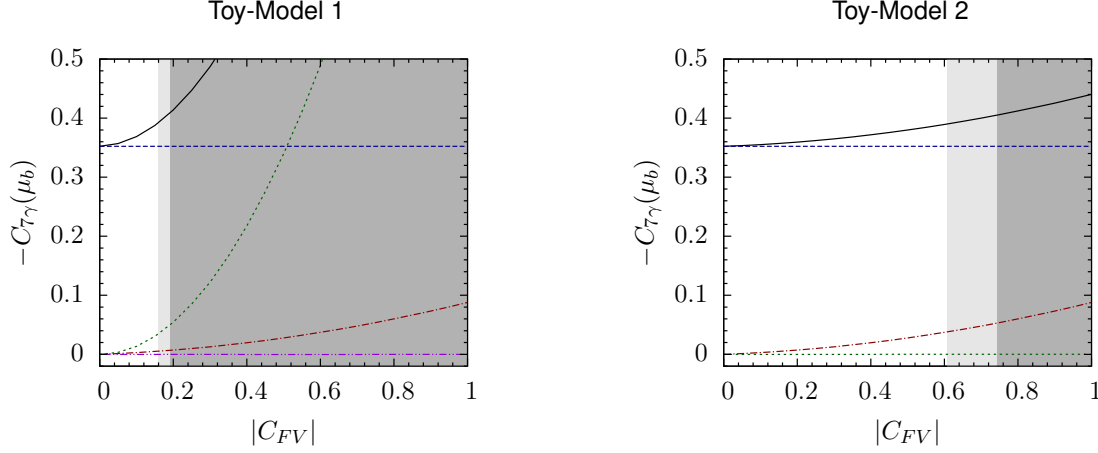


Figure 31.2. Different contributions to $C_{7\gamma}(\mu_b)$ (solid line) are plotted as functions of C_{FV} : in blue the SM, in red the neutral current-current, in green the exotic-fermion and in purple the light-fermion contribution. In Toy-Model 2 exotic- and light-fermion contribution coincide. The shadowed regions signal the departure of the predicted branching ratio from the 1σ (lighter) and 2σ (darker) *upper* experimental value.

$$\begin{aligned} \Delta C_7(\mu_b) \simeq C_7^{\text{SM}}(\mu_b) + \kappa_7 \Delta C_7(\mu_H) + \kappa_8 \Delta C_8(\mu_H) + \\ + \sum_{\substack{A=L,R \\ f=u,c,t,d,s,b}} \kappa_{LA}^f \Delta^{LA} C_2^f(\mu_H) + \sum_{A=L,R} \hat{\kappa}_{LA}^d \Delta^{LA} \hat{C}_2^d(\mu_H). \end{aligned} \quad (31.14)$$

The κ -factors are the so-called “magic” numbers and summarise the RG effects from μ_H down to μ_b . They are independent of the model under consideration and are given for different values of μ_H in [6]. $\Delta^{LA} C_2^f(\mu_H)$ and $\Delta^{LA} \hat{C}_2^d(\mu_H)$ are the Wilson coefficients of the *neutral* current-current operators in Eq. (31.9) $Q_2^f(L, A)$ and $\hat{Q}_2^d(L, A)$, respectively [6]. Similar expressions hold for the primed contributions.

The Wilson coefficients depend on the model. Once they are fixed the full NP branching ratio prediction follows immediately from Eqs. (31.14) and (31.13) and gives the model-independent constraint

$$-\Delta C_{7\gamma}(\mu_b) + 1.4 \left(|\Delta C_{7\gamma}(\mu_b)|^2 + |\Delta C'_{7\gamma}(\mu_b)|^2 \right) \lesssim 4.2(6.1) \times 10^{-2}, \quad (31.15)$$

corresponding to the 1σ (2σ) departure from the *upper* experimental value of Eq. (31.12).

To illustrate the numerical importance of individual contributions we consider two toy-models:

Toy-Model 1 : a model with one exotic fermion in which the coupling of SM fermions to A_H is independent of the mechanism of their mass generation. The mass of the exotic fermion is chosen to be $m_D = 10$ TeV and $M_{A_H} = 1$ TeV, while all flavour-violating couplings are identified to be C_{FV} and all flavour conserving to be 1. From Fig. 31.2 we see how the (LR) exotic-fermion renders all other contribution negligible and saturates the upper experimental bound even for small couplings.

Toy-Model 2 : the SM fermion masses are governed by exotic fermions through a see-saw mechanism. In this case extra suppression factors enter in the coupling of Eqs. (31.7) and (31.8), which exactly

cancel the enhancement of m_D/m_b in (31.8) [6]. Again the mass of the exotic fermion is chosen to be $m_D = 10$ TeV and $M_{A_H} = 1$ TeV, while all flavour-violating couplings are identified to be C_{FV} and all flavour conserving to be 1. As seen in Fig. 31.2 the major effects originate from the QCD mixing of neutral current-current operators into $Q_{\tau\gamma}$.

31.5. Conclusions

Extensions of the SM with an enlarged gauge sector are attractive, since they may provide an explanation of the flavour puzzle and have testable predictions at colliders. In such models the flavour-violating neutral gauge bosons often come with heavy exotic fermions to cancel anomalies and to justify the observed SM fermion spectrum through a see-saw-like mechanism. The presence of flavour-violating neutral gauge bosons translates into NP contributions to FCNC processes and more specifically to the $\bar{B} \rightarrow X_s \gamma$ decay. We have studied the impact of these new particles on the prediction of $Br(\bar{B} \rightarrow X_s \gamma)$ for the first time in a model-independent way including QCD-corrections, and presented expressions in a manner easily applied to test a specific model. Our analysis shows once more how FCNC processes can put constraints on beyond-SM constructions even before the discovery of new particles in direct searches.

REFERENCES

1. P. Langacker, Rev. Mod. Phys. **81** (2009) 1199 [arXiv:0801.1345 [hep-ph]].
2. B. Grinstein, M. Redi and G. Villadoro, JHEP **1011** (2010) 067 [arXiv:1009.2049 [hep-ph]].
3. M. E. Albrecht, T. Feldmann and T. Mannel, JHEP **1010** (2010) 089 [arXiv:1002.4798 [hep-ph]].
4. T. Feldmann, JHEP **1104** (2011) 043 [arXiv:1010.2116 [hep-ph]].
5. D. Guadagnoli, R. N. Mohapatra and I. Sung, JHEP **1104** (2011) 093 [arXiv:1103.4170 [hep-ph]].
6. A. J. Buras, L. Merlo and E. Stamou, JHEP **1108** (2011) 124 [arXiv:1105.5146 [hep-ph]].
7. T. Inami and C. S. Lim, Prog. Theor. Phys. **65** (1981) 297 [Erratum-ibid. **65** (1981) 1772].
8. C. Bobeth, M. Misiak and J. Urban, Nucl. Phys. B **567** (2000) 153 [arXiv:hep-ph/9904413].
9. M. Misiak *et al.*, Phys. Rev. Lett. **98** (2007) 022002 [arXiv:hep-ph/0609232].
10. G. Buchalla, A. J. Buras and M. K. Harlander, Nucl. Phys. B **337** (1990) 313.
11. M. Ciuchini, E. Franco, L. Reina and L. Silvestrini, Nucl. Phys. B **421** (1994) 41 [arXiv:hep-ph/9311357].
12. G. Buchalla, A. J. Buras and M. E. Lautenbacher, Rev. Mod. Phys. **68** (1996) 1125 [arXiv:hep-ph/9512380].
13. P. Gambino and M. Misiak, Nucl. Phys. B **611** (2001) 338 [arXiv:hep-ph/0104034].
14. M. Misiak and M. Steinhauser, Nucl. Phys. B **764** (2007) 62 [arXiv:hep-ph/0609241].
15. K. Nakamura *et al.* [Particle Data Group Collaboration], J. Phys. GG **37** (2010) 075021.

Chapter 32

Phenomenology in the Higgs triplet model with A_4 symmetry

Hiroaki Sugiyama

Abstract

I will discuss phenomenology of doubly charged scalars of $SU(2)_L$ -triplet fields in the simplest extension of the Higgs Triplet Model with the A_4 symmetry. It is shown that their decays into a pair of leptons have unique flavor structures which can be tested at the LHC if some of their masses are below the TeV scale. Sizable decay rates for $\tau \rightarrow \bar{\mu}ee$ and $\tau \rightarrow \bar{e}\mu\mu$ can be obtained naturally while other lepton flavor violating decays of charged leptons are almost forbidden in this model, which can be tested at the MEG experiment and future B factories. This talk is based on ref. [1].

32.1. Introduction

Neutrino oscillation measurements declared that neutrinos have masses although they are regarded as massless particles in the standard model of particle physics (SM). The experiments also uncovered the structure of the lepton flavor mixing matrix, the Maki-Nakagawa-Sakata (MNS) matrix U_{MNS} , which can be parametrized as

$$U_{\text{MNS}} = \begin{pmatrix} 1 & 0 & 0 \\ 0 & c_{23} & s_{23} \\ 0 & -s_{23} & c_{23} \end{pmatrix} \begin{pmatrix} 1 & 0 & 0 \\ 0 & 1 & 0 \\ 0 & 0 & 1 \end{pmatrix} \begin{pmatrix} c_{12} & s_{12} & 0 \\ -s_{12} & c_{12} & 0 \\ 0 & 0 & 1 \end{pmatrix}, \quad (32.1)$$

where c_{ij} and s_{ij} mean $\cos \theta_{ij}$ and $\sin \theta_{ij}$, respectively. Experimental results¹ for mixing angles are $\sin^2 \theta_{23} \simeq 0.5$, $\sin^2 \theta_{13} \simeq 0$, and $\sin^2 \theta_{12} \simeq 0.3$.

¹ If all experimental data is used in 1 degree of freedom (d.o.f.) analysis where $\Delta\chi^2 = 9$ corresponds to 99.73% C.L. contour, we can have the strongest constraint on a single parameter. However, as the cost for the strong constraint, other parameters are not constrained at all. Therefore, even if there are constraints on several parameters (each of which is obtained in 1 d.o.f. analysis with all data), we must use only one of them in order to avoid multiple use of experimental data.

The most naive extension of the SM to accommodate the neutrino mass is the introduction of the right-handed neutrino ν_R which is a singlet under the SM gauge group. Then the Dirac mass of the neutrino can be obtained from $y_\nu \bar{L} i\sigma_2 \Phi^* \nu_R$, where $\sigma_i (i = 1-3)$ are the Pauli matrices, $L = (\nu_L, \ell)^T$ is a lepton doublet of $SU(2)_L$, and $\Phi = (\phi^+, \phi^0)^T$ is the SM Higgs doublet. If the neutrino mass is given solely by the term in the same way as the generation of other fermion masses, it seems unnatural because the Yukawa coupling constant y_ν must be extremely small. We may expect that the neutrino mass is produced in a different way. If we accept the lepton number non-conservation, one possibility is the Majorana mass term $1/2 m_\nu (\nu_L)^c \nu_L$, where the superscript c denotes the charge conjugation. The mass term is allowed only for the neutrino among the SM fermions in order to keep $U(1)_{EM}$ gauge symmetry. Therefore the neutrino mass can naturally be very different from other fermion masses.

Before the breaking of $SU(2)_L \times U(1)_Y$ gauge symmetry to $U(1)_{EM}$ gauge symmetry, the weak-isospin I_3 and hypercharge Y of the Majorana mass term ($I_3 = 1, Y = -2$) should be compensated by those of scalar fields. If we do not introduce new scalar fields which have their vacuum expectation values (vev), the compensation is achieved by the SM Higgs doublet Φ as a dimension-5 operator $(\bar{L}^c i\sigma_2 \Phi)(\Phi^T i\sigma_2 L)$ or higher-dimensional ones. If we accept new scalar fields, the simplest way of the compensation is given by the Higgs Triplet Model (HTM) [2] where the Majorana mass is provided by a dimension-4 operator $h_{\ell\ell'} \bar{L}_\ell^c i\sigma_2 \Delta L_{\ell'}$ with an $SU(2)_L$ -triplet scalar field Δ of $Y = 2$. The new Yukawa coupling constants $h_{\ell\ell'} (\ell, \ell' = e, \mu, \tau)$ satisfy $h_{\ell\ell'} = h_{\ell'\ell}$. The triplet scalar field can be expressed as

$$\Delta = \begin{pmatrix} \Delta^+/\sqrt{2} & \Delta^{++} \\ \Delta^0 & -\Delta^+/\sqrt{2} \end{pmatrix}. \quad (32.2)$$

The Majorana mass matrix $(m_\nu)_{\ell\ell'}$ for neutrinos is obtained as $(m_\nu)_{\ell\ell'} = \sqrt{2} v_\Delta h_{\ell\ell'}$, where the triplet vev $v_\Delta (= \sqrt{2} \langle \Delta^0 \rangle)$ breaks the lepton number by 2 units. Since the HTM does not introduce new fermions to the SM, neutrinos have no lepton number violating mixing (ex. mixing between ν_L and $(\nu_R)^c$) which is the key in the seesaw mechanism. Even if v_Δ is suppressed by a large mass scale, it is just a consequence of the soft-breaking (of the lepton number conservation) rather than the seesaw mechanism.

A doubly charged scalar $H^{++} (= \Delta^{++})$ is the characteristic particle in the HTM. Its decay into a pair of same-signed charged leptons ($H^{++} \rightarrow \bar{\ell} \ell'$) will give a clear signal even in hadron colliders, and the flavor structure of the decay can give direct information on $(m_\nu)_{\ell\ell'}$ [3,4]. The doubly charged scalar can also contribute to flavor-violating decays of charged leptons (ex. $\tau \rightarrow \bar{\mu} ee$) at the tree level [5].

On the other hand, it seems interesting that the lepton flavor mixing has a nontrivial structure with two large mixings while the quark mixing structure is rather simple with only small mixings. There might be some underlying physics for the lepton flavor. A candidate for that is the A_4 symmetry which is a non-Abelian discrete group. The A_4 group is made from twelve elements of even permutations of four letters. The group has three 1-dimensional representations ($\underline{1}, \underline{1}', \underline{1}''$) and one 3-dimensional representation ($\underline{3}$). Only $\underline{1}$ is the A_4 -invariant. The $\underline{3}$ seems to be fit the tree flavors of leptons, and A_4 is the minimal one which has $\underline{3}$. Some simple models based on the A_4 symmetry can be found in e.g., refs. [7,8,9]. Throughout this talk, I will use $\underline{3}$ etc. for A_4 -representations and "triplet" etc. for $SU(2)_L$ -representations in order to avoid confusions.

The lepton mixing structure becomes the tribimaximal mixing form [6] ($\sin \theta_{23} = 1/\sqrt{2}$, $\sin \theta_{13} = 0$, and $\sin \theta_{12} = 1/\sqrt{3}$, which agree reasonably with neutrino oscillation data) without tuning Yukawa coupling constants if A_4 is broken to Z_3 and Z_2 in the charged lepton and neutrino sectors, respectively [9]. It seems attractive that the realization of the tribimaximal mixing can be expressed simply in terms of the symmetry breaking pattern. If the lepton flavor mixing structure is reproduced by a free fitting of parameters without such a guideline, there would be no worth to deal with symmetries (A_4 etc.) because such a fitting is also possible in the SM.

In this talk, I will present an extension of the HTM by using the A_4 group (we call the model as the A4HTM) and discuss phenomenology of doubly charged scalars in the model. We will see that the A4HTM has clear predictions which can be tested experimentally in near future.

	ψ_{1R}^-	ψ_{2R}^-	ψ_{3R}^-	$\Psi_{AL} = \begin{pmatrix} \psi_{AL}^0 \\ \psi_{AL}^- \end{pmatrix}$
A_4	$\underline{\mathbf{1}}$	$\underline{\mathbf{1}}'$	$\underline{\mathbf{1}}''$	$\underline{\mathbf{3}}$
$SU(2)_L$	Singlet	Singlet	Singlet	Doublet
$U(1)_Y$	-2	-2	-2	-1

$\Phi_A = \begin{pmatrix} \phi_A^+ \\ \phi_A^0 \end{pmatrix}$	$\delta = \begin{pmatrix} \delta^+/\sqrt{2} & \delta^{++} \\ \delta^0 & -\delta^+/\sqrt{2} \end{pmatrix}$	$\Delta_A = \begin{pmatrix} \Delta_A^+/\sqrt{2} & \Delta_A^{++} \\ \Delta_A^0 & -\Delta_A^+/\sqrt{2} \end{pmatrix}$
$\underline{\mathbf{3}}$	$\underline{\mathbf{1}}$	$\underline{\mathbf{3}}$
Doublet	Triplet	Triplet
1	2	2

Table 32.1

The leptons and the Higgs bosons in the A4HTM. The subscript $A = x, y, z$ denotes the index for $\underline{\mathbf{3}}$ of A_4 ; for example, $(\Psi_{xL}, \Psi_{yL}, \Psi_{zL})$ belongs to $\underline{\mathbf{3}}$ while each Ψ_{AL} is an $SU(2)_L$ -doublet field.

32.2. Model

Table 32.1 shows particle contents in the A4HTM. No new fermion (ex. ν_R) is added to the SM, and only the scalar sector is extended. This model has three $SU(2)_L$ -doublet and four $SU(2)_L$ -triplet scalars. For realization of appropriate flavor structure of Yukawa coupling matrices, we do not rely on singlet scalars under the SM gauge group (the so-called flavons) in order to respect renormalizability which is preferred for predictability. For example, renormalizable Yukawa interactions of triplet scalars with the A_4 symmetry are expressed as

$$(\overline{(\Psi_{xL})^c}, \overline{(\Psi_{yL})^c}, \overline{(\Psi_{zL})^c}) \begin{pmatrix} h_\delta i\sigma_2 \delta & h_\Delta i\sigma_2 \Delta_z & h_\Delta i\sigma_2 \Delta_y \\ h_\Delta i\sigma_2 \Delta_z & h_\delta i\sigma_2 \delta & h_\Delta i\sigma_2 \Delta_x \\ h_\Delta i\sigma_2 \Delta_y & h_\Delta i\sigma_2 \Delta_x & h_\delta i\sigma_2 \delta \end{pmatrix} \begin{pmatrix} \Psi_{xL} \\ \Psi_{yL} \\ \Psi_{zL} \end{pmatrix} + \text{h.c.}, \quad (32.3)$$

where h_δ and h_Δ are Yukawa coupling constants.

Let us just accept the following vev's without analyzing the scalar potential² (See Sec. III-A in ref. [1] for the detail):

$$\langle \phi_x^0 \rangle = \langle \phi_y^0 \rangle = \langle \phi_z^0 \rangle = \frac{v}{\sqrt{6}}, \quad (32.4)$$

$$\langle \delta^0 \rangle = \frac{v_\delta}{\sqrt{2}}, \quad \langle \Delta_x^0 \rangle = \frac{v_\Delta}{\sqrt{2}}, \quad \langle \Delta_y^0 \rangle = \langle \Delta_z^0 \rangle = 0. \quad (32.5)$$

Masses of charged leptons and neutrinos are given by the vev's in eqs. (32.4) and (32.4), respectively. In our convention of A_4 -representations, vev's in eq. (32.4) break A_4 into Z_3 while ones in eq. (32.5) do into Z_2 . Then, the tribimaximal mixing is obtained. However, note that this is just a mathematically beautiful reproduction of known values (lepton mixings). Here is the starting point of real physics although the mathematical beauty can be a motivation. In the next section, let us see predictions for phenomenology of doubly charged scalars which have not been measured yet. See ref. [1] for predictions on the mass of the lightest neutrino (or a sum rule of masses) and the Majorana phases which cannot be determined by oscillation measurements.

² In order to reduce the number of parameters in scalar potentials (not only in the A4HTM but also, for example, in extensions of two-Higgs-doublet-model with A_4), it is useful to notice relations of rearrangements of A_4 -invariant combinations, which are similar to the Fierz transformation for the four-fermions. See Appendix B in ref. [1].

	$e, \nu_{eL}, H_3^{++}, H_4^{++}$	$\mu, \nu_{\mu L}, H_2^{++}$	$\tau, \nu_{\tau L}, H_1^{++}$
Z_3 -charges	1	ω	ω^2

Table 32.2

Z_3 -charges of leptons and doubly charged scalars where $\omega \equiv \exp(2\pi i/3)$.

32.3. Phenomenology of doubly charged scalars

At first, we must obtain mass eigenstates of relevant particles to our discussion. Although we take vev's in eqs. (32.4) and (32.5) motivated by the lepton flavor mixing, we can ignore triplet vev's because the tree-level constraint from the ρ parameter results in $(v_\delta^2 + v_\Delta^2)/v^2 \lesssim 0.01$. Thus Z_3 symmetry remains approximately in the A4HTM, and this makes everything simple. Physical particles (mass eigenstates) should be classified by their Z_3 -charges. Since triplet vev's are ignored hereafter, we use flavor eigenstates for massless neutrinos. Table 32.2 shows Z_3 -charges of charged leptons, neutrinos, and four doubly charged scalars H_i^{++} ($i = 1-4$) made from four triplet fields. It is clear that the flavor symmetry is not the original A_4 but the remaining Z_3 . In that sense, τ and $\bar{\mu}$ have the same flavor (the same Z_3 -charge).

Next, let us investigate $H_i^{++} \rightarrow \bar{\ell}\ell'$. Yukawa interactions in eq. (32.3) are rewritten by using mass eigenstates. The Yukawa interactions of H_i^{++} are $(h_{i\pm\pm})_{\ell\ell'} (\bar{\ell}_L)^c \ell'_L H_i^{++}$. Yukawa coupling constants $(h_{i\pm\pm})_{\ell\ell'}$ are given by

$$\begin{aligned}
h_{1\pm\pm} &= \frac{1}{\sqrt{3}} h_\Delta \begin{pmatrix} 0 & -1 & 0 \\ -1 & 0 & 0 \\ 0 & 0 & 2 \end{pmatrix}, & h_{2\pm\pm} &= \frac{1}{\sqrt{3}} h_\Delta \begin{pmatrix} 0 & 0 & 1 \\ 0 & 2 & 0 \\ 1 & 0 & 0 \end{pmatrix}, \\
h_{3\pm\pm} &= \frac{1}{\sqrt{3}} h_\Delta \cos \theta_{\pm\pm} \begin{pmatrix} 2 & 0 & 0 \\ 0 & 0 & 1 \\ 0 & 1 & 0 \end{pmatrix} + h_\delta e^{i\alpha_{\pm\pm}} \sin \theta_{\pm\pm} \begin{pmatrix} 1 & 0 & 0 \\ 0 & 0 & -1 \\ 0 & -1 & 0 \end{pmatrix}, \\
h_{4\pm\pm} &= -\frac{1}{\sqrt{3}} h_\Delta \sin \theta_{\pm\pm} \begin{pmatrix} 2 & 0 & 0 \\ 0 & 0 & 1 \\ 0 & 1 & 0 \end{pmatrix} + h_\delta e^{i\alpha_{\pm\pm}} \cos \theta_{\pm\pm} \begin{pmatrix} 1 & 0 & 0 \\ 0 & 0 & -1 \\ 0 & -1 & 0 \end{pmatrix}, \tag{32.6}
\end{aligned}$$

where $\theta_{\pm\pm}$ and $\alpha_{\pm\pm}$ are mixing parameters of doubly charged scalars. These coupling constants result in unique flavor structures of H_i^{++} decays into same-sign charged leptons as listed in Table 32.3. For example, H_1^{++} can decay only into $\bar{e}\bar{\mu}$ and $\bar{\tau}\bar{\tau}$. Many zeros for $\text{BR}(H_i^{++} \rightarrow \bar{\ell}\ell')$ is given by the conservation of Z_3 -charges. Since ratios of nonzero parts (ex. $\text{BR}(H_1^{++} \rightarrow \bar{\tau}\bar{\tau})/\text{BR}(H_1^{++} \rightarrow \bar{e}\bar{\mu}) = 2$) cannot be determined by Z_3 symmetry, these are consequences of original A_4 symmetry. Therefore both of A_4 and Z_3 can be tested by measuring leptonic decays of $H_i^{\pm\pm}$ at the LHC if they are right enough to be produced.

Doubly charged scalars contribute also to lepton flavor violating decays of charged leptons at the tree level. However, only $\tau \rightarrow \bar{e}\mu\mu$ and $\tau \rightarrow \bar{\mu}ee$ are allowed by the conservation of Z_3 -charges as shown in Table 32.3. Thus, a stringent constraint $\text{BR}(\mu \rightarrow \bar{e}ee) < 1.0 \times 10^{-12}$ [10] is satisfied without fine tuning of parameters. The Z_3 symmetry also forbids $\ell \rightarrow \ell'\gamma$ which look possible at the 1-loop level. Then it is easy to expect sizable effects on τ decays. By virtue of these predictions, the A4HTM can be tested in the MEG experiment and future B-factories even if H_i^{++} are too heavy to be produced at the LHC. Of course, the A4HTM is excluded easily if decays forbidden in the model are discovered. This is an excellent feature of the model due to its high predictability.

	BR($H_i^{++} \rightarrow \bar{\ell} \ell'$)							LFV decays of charged leptons				
	ee	$:$	$\mu\mu$	$:$	$\tau\tau$	$:$	$e\mu$	$:$	$e\tau$	$:$	$\mu\tau$	
$H_1^{\pm\pm}$	0	:	0	:	2	:	1	:	0	:	0	None
$H_2^{\pm\pm}$	0	:	2	:	0	:	0	:	1	:	0	$\tau_L \rightarrow \overline{e}_L \mu_L \mu_L$
$H_3^{\pm\pm}$	$R_3^{\pm\pm}$:	0	:	0	:	0	:	0	:	1	$\tau_L \rightarrow \overline{\mu}_L e_L e_L$
$H_4^{\pm\pm}$	$R_4^{\pm\pm}$:	0	:	0	:	0	:	0	:	1	$\tau_L \rightarrow \overline{\mu}_L e_L e_L$

Table 32.3

Ratios of decays of $H_i^{\pm\pm}$ into a pair of same-signed charged leptons in the A4HTM. Here $R_3^{\pm\pm}$ and $R_4^{\pm\pm}$ are combinations of model parameters. Contributions of $H_i^{\pm\pm}$ to $\tau \rightarrow \bar{\ell} \ell' \ell''$ at the tree level are also shown. Note that all of $H_i^{\pm\pm}$ does not contribute to $\mu \rightarrow \bar{e} e e$ and $\ell \rightarrow \ell' \gamma$ at the tree and 1-loop level, respectively.

32.4. Conclusions

I have presented a renormalizable model, the A4HTM, which is an extension of the HTM with A_4 symmetry. The A4HTM is compatible with the tribimaximal mixing. Phenomenology in the model is restricted by an approximately remaining Z_3 symmetry. Then sharp predictions have been obtained. It has been shown that leptonic decays of $H_i^{\pm\pm}$ have characteristic flavor structures which would be tested at the LHC if they are light enough to be produced. Even if $H_i^{\pm\pm}$ are too heavy to be produced, they can affect on flavor violating decays of charged leptons. The Z_3 symmetry allows only $\tau \rightarrow \bar{e} \mu \mu$ and $\tau \rightarrow \bar{\mu} e e$. The prediction would be tested at the MEG experiment and future B-factories.

REFERENCES

1. T. Fukuyama, H. Sugiyama and K. Tsumura, Phys. Rev. D **82**, 036004 (2010).
2. W. Konetschny and W. Kummer, Phys. Lett. B **70**, 433 (1977); J. Schechter and J. W. F. Valle, Phys. Rev. D **22**, 2227 (1980); T. P. Cheng and L. F. Li, Phys. Rev. D **22**, 2860 (1980); M. Magg and C. Wetterich, Phys. Lett. B **94**, 61 (1980).
3. J. Garayoa and T. Schwetz, JHEP **0803**, 009 (2008); M. Kadastik, M. Raidal and L. Rebane, Phys. Rev. D **77**, 115023 (2008); A. G. Akeroyd, M. Aoki and H. Sugiyama, Phys. Rev. D **77**, 075010 (2008); P. Fileviez Perez, T. Han, G. y. Huang, T. Li and K. Wang, Phys. Rev. D **78**, 015018 (2008).
4. S. T. Petcov, H. Sugiyama and Y. Takanishi, Phys. Rev. D **80**, 015005 (2009).
5. E. J. Chun, K. Y. Lee and S. C. Park, Phys. Lett. B **566**, 142 (2003); M. Kakizaki, Y. Ogura and F. Shima, Phys. Lett. B **566**, 210 (2003); A. G. Akeroyd, M. Aoki and H. Sugiyama, Phys. Rev. D **79**, 113010 (2009); T. Fukuyama, H. Sugiyama and K. Tsumura, JHEP **1003**, 044 (2010).
6. P. F. Harrison, D. H. Perkins and W. G. Scott, Phys. Lett. B **530**, 167 (2002).
7. E. Ma and G. Rajasekaran, Phys. Rev. D **64**, 113012 (2001); E. Ma, Mod. Phys. Lett. A **17**, 289 (2002).
8. Phys. Rev. D **70**, 031901 (2004); M. Hirsch, A. Villanova del Moral, J. W. F. Valle and E. Ma, Phys. Rev. D **72**, 091301 (2005) [Erratum-ibid. D **72**, 119904 (2005)]; M. Hirsch, A. S. Joshipura, S. Kaneko and J. W. F. Valle, Phys. Rev. Lett. **99**, 151802 (2007).
9. G. Altarelli and F. Feruglio, Nucl. Phys. B **720**, 64 (2005); Nucl. Phys. B **741**, 215 (2006).
10. U. Bellgardt *et al.* [SINDRUM Collaboration], Nucl. Phys. B **299**, 1 (1988).

Chapter 33

Indirect and Direct Detection of Dark Matter and Flavor Symmetry

Takashi Toma

Abstract

Indirect and direct detection of Dark Matter is discussed in the D_6 flavor symmetric model. Dark Matter in this model is the D_6 singlet right handed neutrino n_S . The D_6 flavor symmetry predicts a certain mixings of leptons and also plays an important role in determining the final states of the Dark Matter annihilation. A large annihilation cross section, which is required to explain the positron excess in cosmic ray observed by PAMELA experiment is obtained by the Breit-Wigner enhancement mechanism. Moreover, a certain elastic cross section with nucleon is derived by the mixing of Higgses which intermediate in the elastic scattering $n_S q \rightarrow n_S q$.

33.1. Introduction

Many experimental evidences for the existence of Dark Matter (DM) are observed: for instance, rotation curves of spiral galaxy, CMB observation by WMAP, gravitational lensing and large scale structure of the Universe. DM candidate is often included as a stable particle due to a Z_2 symmetry in a particle physics model. A eligible DM has the thermally averaged annihilation cross section of $\langle\sigma v\rangle \sim 10^{-9} \text{ GeV}^{-2}$ in order to obtain the correct DM relic density.

Several years ago, PAMELA reported excess of positron fraction in the cosmic ray [2]. This observation can be explained by annihilation and/or decay of DM particles with mass of $\mathcal{O}(10^{2-3}) \text{ GeV}$. In this case, the required annihilation cross section is $\mathcal{O}(10^{-7}) \text{ GeV}^{-2}$ which is much larger than that for the relic DM density. Several ideas to overcome it are proposed such as the Sommerfeld enhancement, the Breit-Wigner enhancement [3][4], non-thermal DM production and decaying DM. The PAMELA experiment searches antiproton as well in the cosmic ray, and it is consistent with the background [5]. Therefore, if these signals are from annihilation and/or decay processes of DM particles, this implies that the leptophilic DM is preferable. However,

This talk is based on ref. [1].

	L_S	n_S	e_S^c	L_I	n_I	e_I^c
$SU(2)_L \times U(1)_Y$	$(\mathbf{2}, -1/2)$	$(\mathbf{1}, 0)$	$(\mathbf{1}, 1)$	$(\mathbf{2}, -1/2)$	$(\mathbf{1}, 0)$	$(\mathbf{1}, 1)$
D_6	$\mathbf{1}$	$\mathbf{1}'''$	$\mathbf{1}$	$\mathbf{2}'$	$\mathbf{2}'$	$\mathbf{2}'$
\hat{Z}_2	+	+	−	+	+	−
Z_2	+	−	+	+	−	+

Table 33.1

The $D_6 \times \hat{Z}_2 \times Z_2$ assignment for the leptons. $L_{I,S}$ stands for the $SU(2)_L$ doublet leptons, and $e_{I,S}^c$ and $n_{I,S}$ are the $SU(2)_L$ singlet leptons.

	ϕ_S	ϕ_I	η_S	η_I	φ
$SU(2)_L \times U(1)_Y$	$(\mathbf{2}, -1/2)$	$(\mathbf{2}, -1/2)$	$(\mathbf{2}, -1/2)$	$(\mathbf{2}, -1/2)$	$(\mathbf{1}, 0)$
D_6	$\mathbf{1}$	$\mathbf{2}'$	$\mathbf{1}'''$	$\mathbf{2}'$	$\mathbf{1}$
\hat{Z}_2	+	−	+	+	+
Z_2	+	+	−	−	+

Table 33.2

The $D_6 \times \hat{Z}_2 \times Z_2$ assignment for the Higgs bosons.

even if the DM is leptophilic, the resultant positron fraction depends on the flavor of final state leptons. For instance, if the final state of annihilation and/or decay of the DM is $\tau^+\tau^-$, it will overproduce gamma-rays as final state radiation [6][7]. Therefore it is important to determine the flavor of final state leptons theoretically, and it could be possible by flavor symmetry of elementary particles which predicts the mixing of leptons.

In this talk, we discuss the explanation of the positron excess in the cosmic ray observed by PAMELA in the model based on the D_6 flavor symmetry. The final states of the annihilation of DM are controlled by the D_6 flavor symmetry. The large annihilation cross section is obtained by the Breit-Wigner enhancement. The elastic cross section for the direct detection of DM is also discussed briefly, and is obtained through the mixing of Higgses. The predicted elastic cross section is compared with the XENON100 and CDMS II results.

33.2. The Model

We extend the SM by introducing three generations of right-handed neutrino $n_{S,I}$, Higgs doublets $\phi_{I,S}$, inert doublets $\eta_{I,S}$ which have no vacuum expectation values (VEVs), and one generation of inert singlet φ where $I = 1, 2$ and S denote D_6 doublet and singlet, respectively. We also impose the additional discrete family symmetry $\hat{Z}_2 \times Z_2$ in order to suppress FCNC of the quark sector and forbid Dirac neutrino masses. In addition the imposed Z_2 symmetry stabilize a DM candidate. The $D_6 \times \hat{Z}_2 \times Z_2$ assignment is shown in Tab.33.1 and 33.2. The invariant Lagrangian of the right handed neutrino sector under the imposed symmetry $D_6 \times \hat{Z}_2 \times Z_2$ is written as

$$\begin{aligned}
\mathcal{L}_Y = & \sum_{a,b,d=1,2,S} \left[Y_{ab}^{ed} L_a \phi_d e_b^c + Y_{ab}^{\nu d} \eta_d^\dagger L_a n_b \right] \\
& + \sum_{I=1,2} \frac{M_1}{2} n_I n_I - \frac{M_S}{2} n_S n_S - \sum_{I=1,2} \frac{\mathfrak{S}_1}{2} \varphi n_I n_I - \frac{\mathfrak{S}_S}{2} \varphi n_S n_S + \text{h.c}
\end{aligned} \tag{33.1}$$

where the couplings \mathfrak{S}_1 and \mathfrak{S}_S are complex in general. The following MNS (Maki-Nakagawa-Sakata) matrix is derived at leading order by the D_6 flavor symmetry.

$$V_{MNS} \simeq \begin{pmatrix} \cos \theta_{12} & \sin \theta_{12} & 0 \\ -\frac{1}{\sqrt{2}} \sin \theta_{12} & \frac{1}{\sqrt{2}} \cos \theta_{12} & -\frac{1}{\sqrt{2}} \\ -\frac{1}{\sqrt{2}} \sin \theta_{12} & \frac{1}{\sqrt{2}} \cos \theta_{12} & \frac{1}{\sqrt{2}} \end{pmatrix}. \quad (33.2)$$

The D_6 flavor symmetry gives two predictions. One is that the maximal mixing of atmospheric neutrino is derived. The other one is that inverted hierarchy for the neutrino masses is only allowed [8].

33.3. DM Relic Density and $\mu \rightarrow e\gamma$ Constraint

Several DM candidates which are Z_2 odd particles are included in the model. We assume that DM candidate is the D_6 singlet right handed neutrino n_S . The assumption is interesting since the Yukawa couplings are constrained by the D_6 symmetry and a few parameters which are relative with DM physics only remain in the model. We investigate whether the correct DM relic density can be satisfied by the DM n_S . Due to the D_6 flavor symmetry, the neutrino Yukawa couplings $\eta_S^\dagger \bar{\ell}_i Y_{ij}^\nu n_j$ are restricted as

$$Y_{ab}^\nu \simeq \begin{pmatrix} 0 & 0 & h \\ 0 & 0 & \frac{m_e}{m_\mu} h \\ 0 & 0 & 0 \end{pmatrix} \quad \text{for charged leptons,} \quad (33.3)$$

$$Y_{ab}^\nu \simeq \begin{pmatrix} 0 & 0 & 0 \\ 0 & 0 & 0 \\ 0 & 0 & h \end{pmatrix} \quad \text{for neutrinos,} \quad (33.4)$$

where m_e , m_μ are electron and muon mass and h the Yukawa coupling of $\mathcal{O}(1)$. One can see that e^\pm are dominantly generated as charged leptons due to the D_6 flavor symmetry. This point is crucial in order to explain the positron excess in the cosmic ray observed by PAMELA. The thermally averaged annihilation cross section of DM is calculated as

$$\langle \sigma_1 v \rangle \simeq \frac{|h|^4}{4\pi} \frac{M_S^2 (M_S^4 + M_\eta^4)}{(M_S^2 + M_\eta^2)^2} \frac{T}{M_S}. \quad (33.5)$$

where M_η is η mass which is included in the scalar potential $\mathcal{V}(\phi, \eta, \varphi)$ and T is the temperature of the Universe.

We also must take into account the constraint from Lepton Flavor Violation. In particular, $\mu \rightarrow e\gamma$ gives a severe constraint. We explore allowed parameter region from the DM relic density, Lepton Flavor Violation, the perturbativity of the model $|h| < 1.5$ and the condition of DM $M_S < M_\eta$. The left hand side of Fig. 33.1 shows the allowed parameter region from these constraints. One can find that the allowed mass region of M_S is $230 \text{ GeV} \lesssim M_S \lesssim 750 \text{ GeV}$ from the figure.

33.4. Indirect Detection of DM

The positron excess in the cosmic ray is explained by the annihilation channel $n_S n_S \rightarrow \varphi \rightarrow e^+ e^-$. This process is s-channel and enhanced by the Breit-Wigner enhancement mechanism when the relation $2M_S \simeq M_R$ is satisfied where M_R is the resonance particle mass. A similar analysis is done in ref. [9]. The resonance particle R is a mass eigenstate of Higgses and expressed by using the mixing matrix \mathcal{O} as follows

$$R = \mathcal{O}_I \phi_I + \mathcal{O}_S \phi_S + \mathcal{O}_\varphi \varphi. \quad (33.6)$$

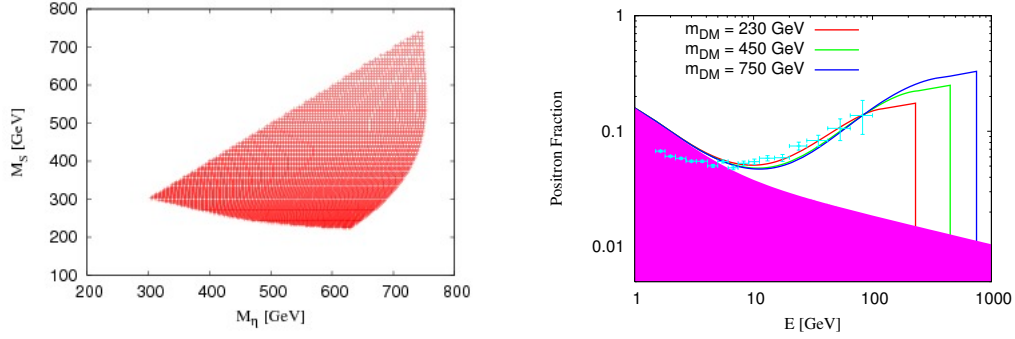


Figure 33.1. The allowed parameter region from the thermal DM relic density and $\mu \rightarrow e\gamma$ in the $(M_\eta - M_S)$ plane (the left figure). The comparison of the positron flux with the PAMELA result for $M_S = 230, 450, 750$ GeV (the right figure). The annihilation cross section $\langle\sigma_2 v\rangle$ is taken as 8.5×10^{-8} , 2.6×10^{-7} and $6.8 \times 10^{-7} \text{ GeV}^{-2}$ respectively.

If the condition $\gamma_R/\Delta \ll 1$ is satisfied, the annihilation cross section through the s-channel is calculated as

$$\langle\sigma_2 v\rangle \simeq \frac{\sqrt{\pi}}{10(4\pi)^4} |h|^4 \mathcal{O}_\varphi^2 (\text{Re}\mathfrak{S}_S)^2 \frac{m_e^2}{M_\eta^4} \left(\frac{M_S}{T}\right)^{3/2} e^{-\Delta M_S/T} \quad (33.7)$$

where the dimensionless parameter γ_R is defined as $\gamma_R \equiv \Gamma_R/M_R$ and the mass degeneracy Δ is $\Delta \equiv 1 - 4M_S^2/M_R^2$ [10][11]. The annihilation cross section $\langle\sigma_2 v\rangle$ severely changes by the relative velocity of DM v . Namely, This enhancement is only effective at the present universe, and neglected at the early universe. As a result, the size discrepancy of the annihilation cross section between obtaining the correct DM relic density and explaining the positron excess is solved. The positron flux is calculated by solving the diffusion equation [12]. The flux calculated in the model is shown in the right hand side of Fig.33.1 where Isothermal profile is assumed here as DM density profile. The contours of the boost factor which is defined as $BF \equiv \langle\sigma v\rangle/3.0 \times 10^{-9}$ here is shown in Fig.33.2 for $\sqrt{\Delta} = 10^{-6}$ and 10^{-7} . The red region stands for $\gamma_R/\Delta \ll 1$ region. The analysis is valid for only in the red region. From the figure, one can see that the relation $\text{Re}\mathfrak{S}_S \ll \text{Im}\mathfrak{S}_S$ and $\sqrt{\Delta} \lesssim 10^{-6}$ must be satisfied in order to obtain a large boost factor BF . We must take into account the constraint from no excess of anti-proton flux. Due to the constraint, $\langle\sigma_3 v\rangle/\langle\sigma_2 v\rangle \lesssim 10^{-2}$ is required where $\langle\sigma_3 v\rangle$ is the annihilation cross section of $n_S n_S \rightarrow q\bar{q}$. This constraint corresponds to $|\mathcal{O}_S|/|\mathfrak{S}_S| \lesssim 10^{-12}$, and it is the very severe constraint.

33.5. Direct Detection of DM

The elastic cross section with nucleon is derived from the mixing of Higgses. In particular, the mixing φ - ϕ_S is important since ϕ_S only couples to quarks. The SM Higgs is a superposition of Higgses ϕ_I , ϕ_S and φ ,

$$\text{SM-higgs} = \mathcal{U}_I \phi_I + \mathcal{U}_S \phi_S + \mathcal{U}_\varphi \varphi. \quad (33.8)$$

The elastic cross section is proportional to the mixing $\sigma_{\text{SI}}^N \propto |\mathcal{U}_S \mathcal{U}_\varphi \mathfrak{S}_S Y^q|^2$. We compare the predicted elastic cross section with direct detection experiments such as XENON100 and CDMS II which give the most severe constraint on direct detection of DM. As a result, we obtain the predicted elastic cross section which can be verified by the next future direct detection experiment XENON1T for $\mathcal{U}_S \mathcal{U}_\varphi \mathfrak{S}_S \simeq 0.1$.

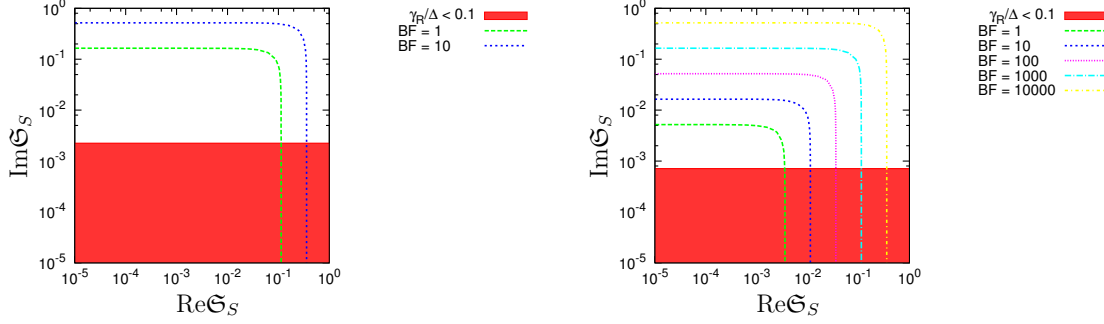


Figure 33.2. The contours of the boost facotor BF defined in the text. γ_R is defined as $\gamma_R = \Gamma_R/M_R$ where Γ_R is the decay width of the resonance particle R .

33.6. Summary

Indirect and direct detection of DM have been discussed in D_6 flavor symmetric model. The D_6 flavor symmetry gives the predictions for the mixings of leptons. The mass of DM n_S is constrained to $230 \lesssim M_S \lesssim 750$ GeV by the thermal DM relic density and Lepton Flavor Violation. The e^\pm excess in the cosmic ray is explained by the Breit-Wigner enhancement. The flavor of the final states of the DM annihilation is determined by the D_6 flavor symmetry and the flavor is almost e^\pm .

The elastic scattering between DM and quarks occurs through the Higgs mixing. A certain parameter region of the Higgs mixing will be verified by the next future direct detection experiments such as XENON1T.

REFERENCES

1. Y. Kajiyama, H. Okada and T. Toma, Eur. Phys. J. C **71**, 1688 (2011) [arXiv:1104.0367 [hep-ph]].
2. O. Adriani *et al.* [PAMELA Collaboration], Nature **458**, 607 (2009) [arXiv:0810.4995 [astro-ph]].
3. M. Ibe, H. Murayama and T. T. Yanagida, Phys. Rev. D **79**, 095009 (2009) [arXiv:0812.0072 [hep-ph]].
4. D. Feldman, Z. Liu and P. Nath, Phys. Rev. D **79**, 063509 (2009) [arXiv:0810.5762 [hep-ph]].
5. O. Adriani *et al.* [PAMELA Collaboration], Phys. Rev. Lett. **105**, 121101 (2010) [arXiv:1007.0821 [astro-ph.HE]].
6. P. Meade, M. Papucci, A. Strumia and T. Volansky, Nucl. Phys. B **831**, 178 (2010) [arXiv:0905.0480 [hep-ph]].
7. M. Papucci and A. Strumia, JCAP **1003**, 014 (2010) [arXiv:0912.0742 [hep-ph]].
8. Y. Kajiyama, J. Kubo and H. Okada, Phys. Rev. D **75**, 033001 (2007) [arXiv:hep-ph/0610072].
9. D. Suematsu, T. Toma and T. Yoshida, Phys. Rev. D **82**, 013012 (2010) [arXiv:1002.3225 [hep-ph]].
10. K. Griest and D. Seckel, Phys. Rev. D **43**, 3191 (1991).
11. P. Gondolo and G. Gelmini, Nucl. Phys. B **360**, 145 (1991).
12. J. Hisano, S. Matsumoto, O. Saito and M. Senami, Phys. Rev. D **73**, 055004 (2006) [arXiv:hep-ph/0511118].

Acknowledgments

The organizers thank IFIC and the MULTIDARK Project, sponsored by the Spanish Ministry of Economy and Competitiveness's Consolider-Ingenio 2010 Programme under grant CSD2009-00064 for support. We also thank support from the AHEP group grants: FPA2008-00319/FPA, FPA2011-22975, Prometeo/2009/091 (Generalitat Valenciana), and the EU ITN UNILHC PITN-GA-2009-237920.

The work of IdMV was supported by DFG grant PA 803/6-1.

U.J.S.S. thanks the Local Organizing Committee for supporting his stay in Valencia, and, the Instituto de Física-UNAM, for supporting his attendance to this inspiring and interesting workshop. Also he thanks Prof. A. Mondragón and Dr. M. Mondragón for useful discussions and for carefully reading the manuscript. For last, the expression of the most general S_3 -invariant Higgs potential was found in collaboration with Dr. M. Mondragón.

Y.F. would like to thank the organizers of FLASY 2011 where this talk was presented for their hospitality and a stimulating workshop. She is also grateful to ICTP, especially the associate scheme office, for partially supporting her travel expenses. She would also like to thank Arman Esmaili, her co-author in papers that her contribution to this proceedings is based on.

CH would like to warmly thank the organizers of this workshop for giving her the opportunity to present her talk as well as for the nice and stimulating atmosphere during the workshop.

P.L. thanks M.Frigerio for useful discussions. His work was supported by DAAD-DST PPP Grant No. D/08/04933, and DST-DAAD project No. INT/DAAD/P-181/2008. G.B. acknowledges hospitality at T.U. Dortmund, IST-Lisbon, LPT-Orsay, and ICTP-Trieste, at different stages of this work. H.P. was supported by DFG Grant No. PA 803/6-1. P.L. and H.P. were also supported by the Physics at the Terascale Helmholtz Alliance Working Group: Neutrino masses and Lepton Flavor Violation at the LHC, and they acknowledge hospitality at the Saha Institute of Nuclear Physics, Kolkata, during a part of this collaboration.

The work of WR was supported by the ERC under the Starting Grant MANITOP and by the Deutsche Forschungsgemeinschaft in the Transregio 27 “Neutrinos and beyond – weakly interacting particles in physics, astrophysics and cosmology”.

The work of S.K.K. is supported by the KRF Grant funded by the Korean Government of the Ministry of Education, Science and Technology (MEST)(No.2011-0029758).

The research of Marco Taoso has been supported by the EC contract UNILHC PITN-GA-2009-237920, by the Spanish grants FPA2008-00319, FPA2011-22975, MultiDark CSD2009-00064 (MICINN) and PROMETEO/2009/091 (Generalitat Valenciana) and by the Institute of Particle Physics (IPP) Theory Fellowship and the Natural Sciences and Engineering Research Council (NSERC) of Canada

J. Jones-Pérez would like to thank R. Barbieri, G. Isidori, P. Lodone and D. Straub, who collaborated in the original work his talk is based on.

MBK would like to thank his collaborators Toshihiko Ota, Werner Porod and Walter Winter, also for their comments on the draft. He acknowledges support from Research Training Group 1147 “Theoretical astrophysics and particle physics” of Deutsche Forschungsgemeinschaft.

J.K. was supported by the Deutsche Forschungsgemeinschaft via the Junior Research Group ‘SUSY Phe-

nomenology' within the Collaborative Research Centre 676 'Particles, Strings and the Early Universe'.

V.M. acknowledges support by the Swiss National Science Foundation.