

Phase slip centers in a two-band superconducting filament: application to MgB_2

V. N. Fenchenko, Y. S. Yerin

B.Verkin Institute for Low Temperature Physics and Engineering of the National
Academy of Science of Ukraine, 47 Lenin Ave., Kharkov, 61103, Ukraine

E-mail: yerin@ilt.kharkov.ua

Within the framework of non-stationary Ginzburg-Landau equations generalized on a case of two order parameters, we investigated dynamic characteristics of two-band superconducting MgB_2 filaments in a voltage-driven regime. We calculated current-voltage characteristics of superconducting MgB_2 filaments with different lengths and compared with single-band superconductor of corresponding sizes. Despite the presence of two interacting bands for small values of a ratio of effective Cooper pairs weights, phenomenological constants of diffusion and large lengths of channels the well-known S-form of current-voltage characteristic for the single-band superconductor with fluctuations of the current density in a certain interval of the voltage also takes place in the case of two-band superconductor. Analysis of spectra of the current density and the time-evolution of order parameters for long channels points out that such unusual forms of current-voltage characteristics are caused by the occurrence either chaotic oscillations of order parameters modules or the interference of some their oscillation modes. The further increase of the ratio of effective weights of Cooper pairs and phenomenological constants of diffusion smoothes these oscillations and transforms the system in an ordered state, where the S-form of CVC becomes more flattened. The latter can be the feature of two-band superconducting long channels.

PACS numbers: 74.20.De, 74.40.De, 74.40.Gh

1. Introduction

One of the most intensive researched class of phenomena related to non-equilibrium superconductivity are the formation of resistive state in long quasi-one dimensional channels and two-dimensional wide films. It is well known when the transport current exceeds the critical current superconducting state does not disappear completely. Efforts to keep superconductivity lead to that at individual points and at certain instants of time the order parameter module vanishes and its phase undergoes jump for a value multiple of 2π . These points with a size order of the coherence length in the 1D superconducting system, in which magnitude of the order parameter module oscillates between zero and equilibrium (maximum) value are called phase-slip centers (PSCs) [1].

Experimentally the occurrence of an inhomogeneous resistive structure and in particular PSCs in superconductors is detected by curvatures on current-voltage characteristics (CVCs): regular voltage steps in a current-driven regime and an S-shape form in a voltage-driven regime.

From the theoretical point of view the simplest description of PSCs is provided by time-dependent Ginzburg-Landau (TDGL) model which is generalization of the usual Ginzburg-Landau theory with inclusion relaxation processes. The TDGL model is universally recognized “expert” for investigation of these phenomena and often gives a good qualitative and quantitative picture of the superconducting system dynamics near the critical temperature T_c .

Until recently investigations of the non-equilibrium superconductivity were restricted by superconductors with one energy gap with conventional or unconventional pairing mechanism. The discovery of multiband superconductors such as MgB_2 [2] and later the family of iron-based superconductors [3] stimulates many theoretical and experimental works in order to exhibit novel effects which have no analogies in single-band superconductors. For instance, theoretically [4-7] and experimentally [8,9] on a surface of two-band superconductor MgB_2 was found that vortices can create highly inhomogeneous lattices, which differ from classical triangular structures in the single-band superconductor. Earlier it was shown [10] that PSCs can be visualized as topological defects of the type of vortices in the 1D space-time, which form a periodic structure similar to the Abrikosov lattice in type-II superconductor.

Hence there is a reasonable assumption to expect some kind of features in the behavior of the PSCs in the two-band superconducting system. It means that PSCs phenomena must be re-investigated also both theoretically and experimentally.

To begin with we define concept of the PSC in two-band superconductors. We will name PSCs such places in the superconducting filament in which *both* order parameters become zero and their phases slip on 2π . From this definition some questions arise: whether there are essential differences between the formation and dynamics of PSCs in the single-band superconductor and the two-band analogue? If those differences are present, how they are realized on the CVC? Whether modules of order parameters oscillate synchronously? If one order parameter becomes zero in a certain area, and its phase slips on 2π , whether it means that the second order parameter makes the same process at the same time? To the best of our knowledge there are no published theoretical works, which studied above formulated problems. So in this paper we make up such deficiency and investigate PSCs theoretically in the narrow superconducting channel of the two-band superconductor, notably MgB_2 in the voltage-driven regime.

2. Basic equations

Our approach is based on numerical solution of non-stationary two-band Ginzburg-Landau equations, which can be written in a next form:

$$\frac{\hbar^2}{2m_1 D_1} \left(\frac{\partial \psi_1}{\partial t} + \frac{2e}{\hbar} i \Phi \psi_1 \right) - \frac{\hbar^2}{2m_1} \nabla^2 \psi_1 + \alpha_1 \psi_1 + \beta_1 |\psi_1|^2 \psi_1 - \gamma \psi_2 = 0, \quad (1)$$

$$\frac{\hbar^2}{2m_2 D_2} \left(\frac{\partial \psi_2}{\partial t} + \frac{2e}{\hbar} i \Phi \psi_2 \right) - \frac{\hbar^2}{2m_2} \nabla^2 \psi_2 + \alpha_2 \psi_2 + \beta_2 |\psi_2|^2 \psi_2 - \gamma \psi_1 = 0, \quad (2)$$

$$j = -\frac{\sigma}{c} \nabla \Phi - \frac{ie\hbar}{m_1} (\psi_1^* \nabla \psi_1 - \psi_1 \nabla \psi_1^*) - \frac{ie\hbar}{m_2} (\psi_2^* \nabla \psi_2 - \psi_2 \nabla \psi_2^*). \quad (3)$$

where $\psi_{1,2}$ are the order parameters in the superconducting filament, Φ is the electric potential, j – current density, flowing through the system, D_i are the phenomenological diffusion constants, σ is the normal conductivity, m_i are the effective mass of each kind of Cooper pair. Other symbols α_i , β_i and γ represent phenomenological Ginzburg-Landau coefficients, which nevertheless can be calculated from the microscopic theory for the case of the two-band superconductivity. The last parameter γ is the feature of the superconductor with two bands and describes interband coupling. Zhitomirsky and Dao in their paper [11] provided microscopic background α_i , β_i , γ and obtained their analytical expressions via electron-phonon constants λ_{ij} , density states on Fermi level N_i and critical temperature T_c :

$$\alpha_1 = \left(\frac{\lambda_{22}}{\det \lambda} - \ln \frac{T_c e^{1/\lambda}}{T} \right) N_1, \quad (4)$$

$$\alpha_2 = \left(\frac{\lambda_{11}}{\det \lambda} - \ln \frac{T_c e^{1/\lambda}}{T} \right) N_2, \quad (5)$$

$$\beta_i = \frac{7\zeta(3)N_i}{16\pi^2 T_c^2}, \quad (6)$$

$$\gamma = \frac{\lambda_{12} N_1}{\det \lambda}. \quad (7)$$

Here λ is the largest eigenvalue of the matrix λ_{ij} . Since we consider vicinity T_c , it can rewrite expressions for α_i :

$$\alpha_1 = (a_1 - \tau) N_1, \quad (8)$$

$$\alpha_2 = (a_2 - \tau) N_2. \quad (9)$$

Here $a_1 = \frac{\lambda_{22}}{\det \lambda} - \frac{1}{\lambda}$, $a_2 = \frac{\lambda_{11}}{\det \lambda} - \frac{1}{\lambda}$ and $\tau = 1 - \frac{T}{T_c}$.

Next for convenience we introduce the dimensionless parameters: $x = \xi_{10} x'$, $t = \frac{\xi_{10}^2}{D_1} t'$, $\psi_i = |\psi_{10}| \psi'_i$,

$$\gamma = |\alpha_1(0)| \gamma', \quad j = \frac{e\hbar |\psi_{10}|^2}{m_1 \xi_{10}} j', \quad \Phi = \frac{\hbar D_1}{2e \xi_{10}^2} \Phi', \quad \sigma = \frac{2 |\psi_{10}|^2 \xi_{10}^2 e^2 c}{m_1 D_1} \sigma', \quad \text{where} \quad \xi_{10} = \sqrt{\frac{\hbar^2}{2m_1 |a_1 - 1| N_1}} \quad \text{and}$$

$$|\psi_{10}| = \sqrt{\frac{|a_1 - 1| N_1}{\beta_1}} \quad \text{are the coherence length and equilibrium value of the order parameter module}$$

correspondingly for the first band without interband coupling at $T = 0$. For clarity we drop the prime in the dimensionless units in the following calculations.

Since we assume transverse dimension of the two-band superconducting filament is small compared to coherence lengths and penetration depths one can consider 1D system and neglect effects due to the magnetic field of the current. Taking into account the continuity equation for the current density we can reduce Ginzburg-Landau equations (1-3) to the next form:

$$\frac{\partial \psi_1}{\partial t} + i\Phi \psi_1 - \partial_x^2 \psi_1 + \frac{a_1 - \tau}{|a_1 - 1|} \psi_1 + |\psi_1|^2 \psi_1 - \gamma \psi_2 = 0, \quad (10)$$

$$kd \left(\frac{\partial \psi_2}{\partial t} + i\Phi \psi_2 \right) - k \partial_x^2 \psi_2 + \frac{(a_2 - \tau)}{|a_1 - 1|} n \psi_2 + n |\psi_2|^2 \psi_2 - \gamma \psi_1 = 0, \quad (11)$$

$$\partial_x^2 \Phi = -i(\psi_1^* \partial_x^2 \psi_1 - \psi_1 \partial_x^2 \psi_1^*) - ik(\psi_2^* \partial_x^2 \psi_2 - \psi_2 \partial_x^2 \psi_2^*). \quad (12)$$

where $k = \frac{m_1}{m_2}$, $d = \frac{D_1}{D_2}$ and $n = \frac{N_2}{N_1}$.

Boundary conditions to equations (10-12) are

$$\psi_i(0, t) = |\psi_i^{(0)}|, \quad \psi_i(L, t) = |\psi_i^{(0)}| \exp(iVt), \quad (13)$$

$$\Phi(0, t) = 0, \quad \Phi(L, t) = V, \quad (14)$$

where V is applied voltage to the ends of the filament, L is the filament length and $|\psi_i^{(0)}|$ are the bulk values of the order parameters modules. It can be found from the numerical solution of the equilibrium system of GL equations

$$\frac{a_1 - \tau}{|a_1 - 1|} \psi_1^{(0)} + |\psi_1^{(0)}|^2 \psi_1^{(0)} - \gamma \psi_2^{(0)} = 0, \quad (15)$$

$$\frac{(a_2 - \tau)}{|a_1 - 1|} n \psi_2^{(0)} + n |\psi_2^{(0)}|^2 \psi_2^{(0)} - \gamma \psi_1^{(0)} = 0. \quad (16)$$

In order to better understand any possible qualitative and quantitative differences between two-band superconducting filament and single-band one, we also solve non-stationary GL equations for the superconductor with single band for parameters, corresponding to the first band of two-band superconductor, e.g. $\alpha = -|a_1 - 1| \tau$ and phenomenological diffusion coefficient $D = D_1$. In addition we

normalized the order parameter module on $|\psi_{10}| = \sqrt{\frac{|a_1 - 1| N_1}{\beta_1}}$, where $\beta = \beta_1$ and considered single-band

superconductor with critical temperature that equal T_c of the two-band superconductor. Such choice allows us to use identical time, length, current and voltage units for correct comparison of dynamic characteristics of single-band and two-band superconducting systems. So taking into account this assumption we obtain well-known dimensionless form of single-band non-stationary GL equations:

$$\frac{\partial \psi}{\partial t} + i\Phi \psi - \partial_x^2 \psi - \tau \psi + |\psi|^2 \psi = 0, \quad (17)$$

$$\partial_x^2 \Phi = -i(\psi^* \partial_x^2 \psi - \psi \partial_x^2 \psi^*). \quad (18)$$

with boundary conditions

$$\psi(0, t) = |\psi^{(0)}|, \quad \psi(L, t) = |\psi^{(0)}| \exp(iVt), \quad (19)$$

$$\Phi(0,t)=0, \quad \Phi(L,t)=V. \quad (20)$$

where $|\psi^{(0)}| = \sqrt{\tau}$ is the bulk value of the order parameter module.

3. Numerical results and discussions

We start with the analysis of PSCs in the superconducting filament, focused on MgB_2 parameters. It is common knowledge that this two-band superconductor has an electron-phonon pairing mechanism with coupling constants (Coulomb matrix elements are included) $\lambda_{ij} = \begin{pmatrix} 0.807 & 0.118 \\ 0.086 & 0.276 \end{pmatrix}$ and the ratio of two density of states $n=1.372$ [12]. Based on these values we calculated introduced above dimensionless parameters a_1, a_2, γ . Temperature of the system was supposed as $T=0.9T_c$ ($\tau=0.1$). During the numerical simulations we changed only two parameters k and d , which don't have microscopic derivation.

Solving corresponding equations (10-14) and (17-20) we calculated CVCs for single-band and two-band superconducting channels with different lengths (figure 1).

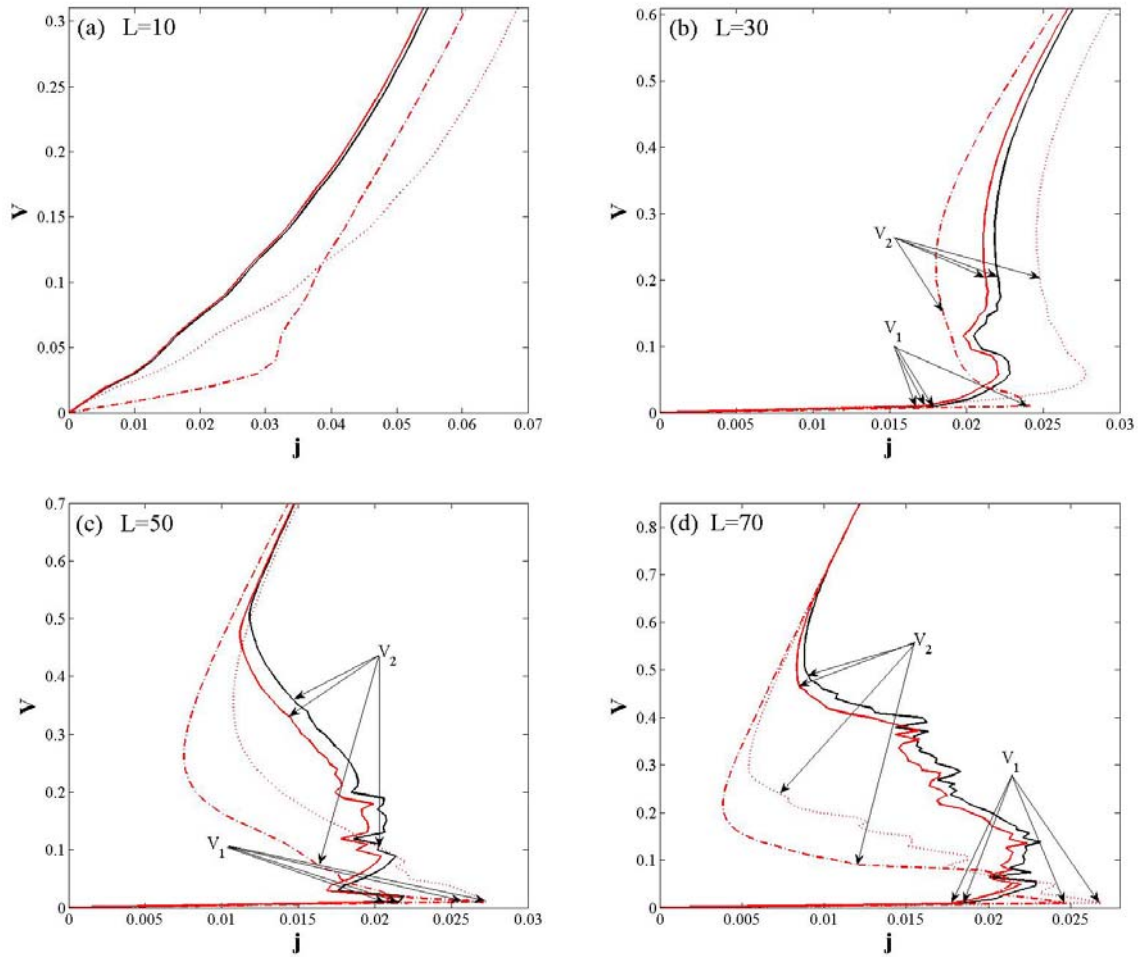


Figure 1 (color online). Current-voltage characteristics of single-band and two-band MgB_2 superconducting filaments of different lengths (shown on graphics) and for different phenomenological parameters. Black line correspond to the single-band superconductor, red solid line – the two-band superconductor with $k=d=1$, red dotted line – the two-band superconductor with $k=50, d=1$ and red dash-and-dot line – the two-band superconductor with $k=50, d=10$. The arrows indicate voltage intervals (V_1, V_2) , where fluctuations of the current density take place.

We averaged function of the current density $j(t)$ in the range of time from 500 to 10000. The start of the time interval for averaging began with 500 in order to avoid the influence on the final result of relaxation processes occurring in the superconducting system at the initial moment of time. During calculations of CVCs voltage step was equal to 0.005.

As we can see CVCs of single-band and two-band superconductor with $k = d = 1$ either practically coincide, when channels are small ($L = 10$), or situate near each other, when the system has large size ($L = 30, L = 50, L = 70$). Moreover any qualitative features connected with the presence of two order parameters on the CVC of the channel of MgB_2 with the set of parameters k and d are not observed.

Such behavior of CVCs of the two-band superconductor is caused by the ratio between equilibrium values of the order parameters modules in the present superconductors. For MgB_2 equilibrium value of the first order parameter module for the given temperature practically coincides (after dimensionless procedure) with the same value of the single-band superconductor and much more equilibrium value of the second order parameter module, e.g. $|\psi_1^{(0)}| \approx |\psi^{(0)}| \gg |\psi_2^{(0)}|$. Since the current density is proportional to the

expression $j \propto -V + \left(|\psi_1^{(0)}|^2 + k |\psi_2^{(0)}|^2 \right)$ for the two-band superconductor and proportional to

$j \propto -V + |\psi^{(0)}|^2$ for the single-band one, so the contribution of the second order parameter for $k \leq 1$ to the current density is very small. For this reason we obtain the neighborhood of CVCs for single-band and two-band superconductor with $k = d = 1$.

On all shown plots it is visible that CVCs have strongly pronounced S-shaped forms except the case of the short channel ($L = 10$). Besides, in the certain interval of the voltage named as (V_1, V_2) chaotic fluctuations of the current density are took place for long channels. For the single-band superconducting filament in the voltage driven regime similar S-form of CVCs already was observed in experiments and predicted theoretically within the framework of non-stationary Ginzburg-Landau equations with the non-zero depairing factor [13]. Authors [13] noticed that unusual fluctuations of CVCs obtained by the numerical solution of the non-stationary Ginzburg-Landau equations can be got only in the case when the depairing factor is much less than unity. We found out that the S-shaped behavior and accompanying fluctuations of the current density remain in considered by us gapless case for the single-band superconductor when the depairing factor much more unit.

With increasing k and fixed value of d the interval of the voltage where fluctuations of CVCs are realized, is narrowed. The increasing contribution to the current density of the second order parameter leads to gradual disappearance of fluctuations of the current density on CVCs and, hence, to the ordering of the system.

If now to fix value of $k = 1$ and change d , then in the region of small values of the ratio of phenomenological constants of diffusion the CVC of the system very weakly differs from the single-band superconducting channel at the qualitative level. It happens because with decreasing of d the contribution of the time derivative to Ginzburg-Landau equation (12) for the second order parameter is collapsed and the two-band superconducting filament turns to the system with oscillating first order parameter module and very slowly changing the second order parameter module. Increasing d , as we can see from CVCs shown on figure 1, at large values of the ratio of effective weights of Cooper pairs, makes the interval of chaotic oscillations of the current density even less, and the form of CVCs becomes more flattened in comparison with the case, when $k = 50$ and $d = 1$.

To find out the possible reasons of the occurrence such fluctuations on CVCs of the long channels we analyzed behavior of time dependences of the current density and their spectra for different values of the voltage approached to the superconducting system. For clearness we considered long channels of two-band and single-band superconductors where these oscillations are most expressed, i.e. $L = 70$.

As can be seen from figure 1 there are three basic regimes in the behavior of the current density. For small voltage regime until $V = V_1$ (for each set of parameters k and d , as well as for the length of superconducting channel, voltage V_1 has certain value), where CVCs doesn't undergo fluctuate yet, the time dependence of the current density shows sinusoidal dependence, because corresponding spectrum of the function $j(t)$ (fig. 2 (a)) has the single pronounced peak.

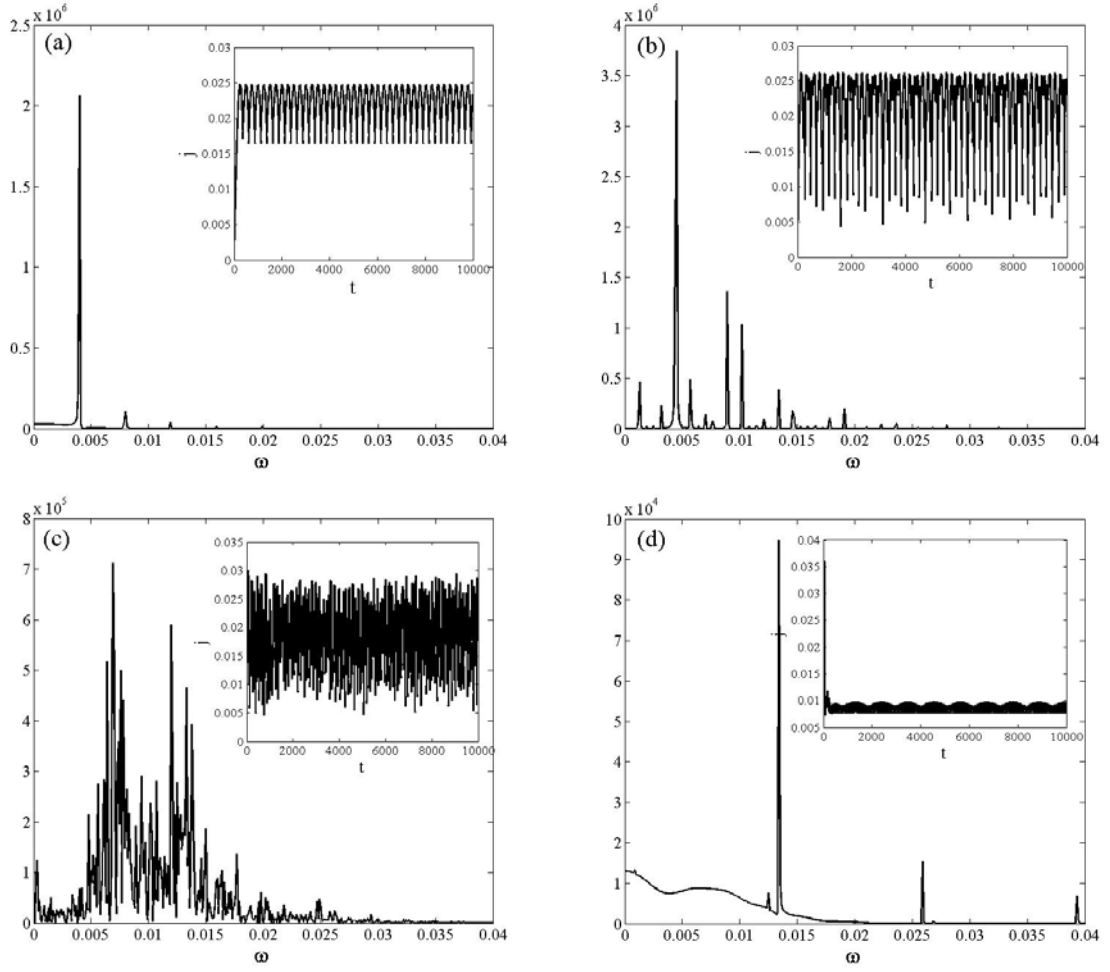


Figure 2. The power spectrum of the time dependence of the current density $j(t)$ for two-band MgB_2 superconducting filament with $L = 70$ and applied voltage (a) $V = 0.05$, (b) $V = 0.1$, (c) $V = 0.25$ and (d) $V = 0.5$. In insets $j(t)$ dependences for each value of the voltage are shown. The time series with values of current density from 0 to 10000 was used for spectrum obtaining. The time step was equal to 0.01.

Then there is the region $V \in (V_1, V_2)$, where the spectrum of oscillations of the current density on the beginning of this interval shows multipeak structure (fig. 2 (b)), hinting at the origin of the chaos. At values of the voltage, which are in the middle of the present interval, the behavior $j(t)$ becomes chaotic, on what specifies the noisy spectrum of the current density-time dependence (fig. 2(c)).

In the process of the voltage growth chaotic oscillations and the noisy spectrum gradually disappears, and at the voltage $V > V_2$ the third regime in which oscillations of the current density again accept the periodic form (fig. 2 (d)) is took place. As the higher voltage, the smaller amplitude these oscillations have. There, where the CVC curve becomes the straight line, the current density practically doesn't depend any more on time.

At qualitative level similar behavior of dependence $j(t)$ with three different regimes, one of which has chaotic oscillations, is realized also for the single-band superconducting wire with $L = 70$.

The reason of occurrence of three regimes can be understood if we track the evolution of order parameters modules over the length of the long single-band or two-band superconducting filament. Here we will give results of such numerical investigation for the two-band long superconducting channel with $L = 70$ and parameters $k = d = 1$.

We found out that phases of order parameters remain coherent and order parameters modules oscillate synchronously in all three regions at any places of the filament and any instants of time. So when we will say below about PSCs in two-band superconducting filaments it means that at both order parameters modules vanish and their phases change jumpwise by a multiple of 2π .

At small values of voltage order parameters modules under the influence of the flowing current subside in the periodic manner but nevertheless don't reach zero value. Such behavior is observed while voltage didn't become more than V_1 .

After the voltage exceeded V_1 , PSCs are started to form in the system. At the values of voltage corresponding to the beginning of the interval (V_1, V_2) , 3 PSC are born in the channel which appear in the periodic manner in the center of the channel and in the centers of its halves (figure 3 (a,b)).

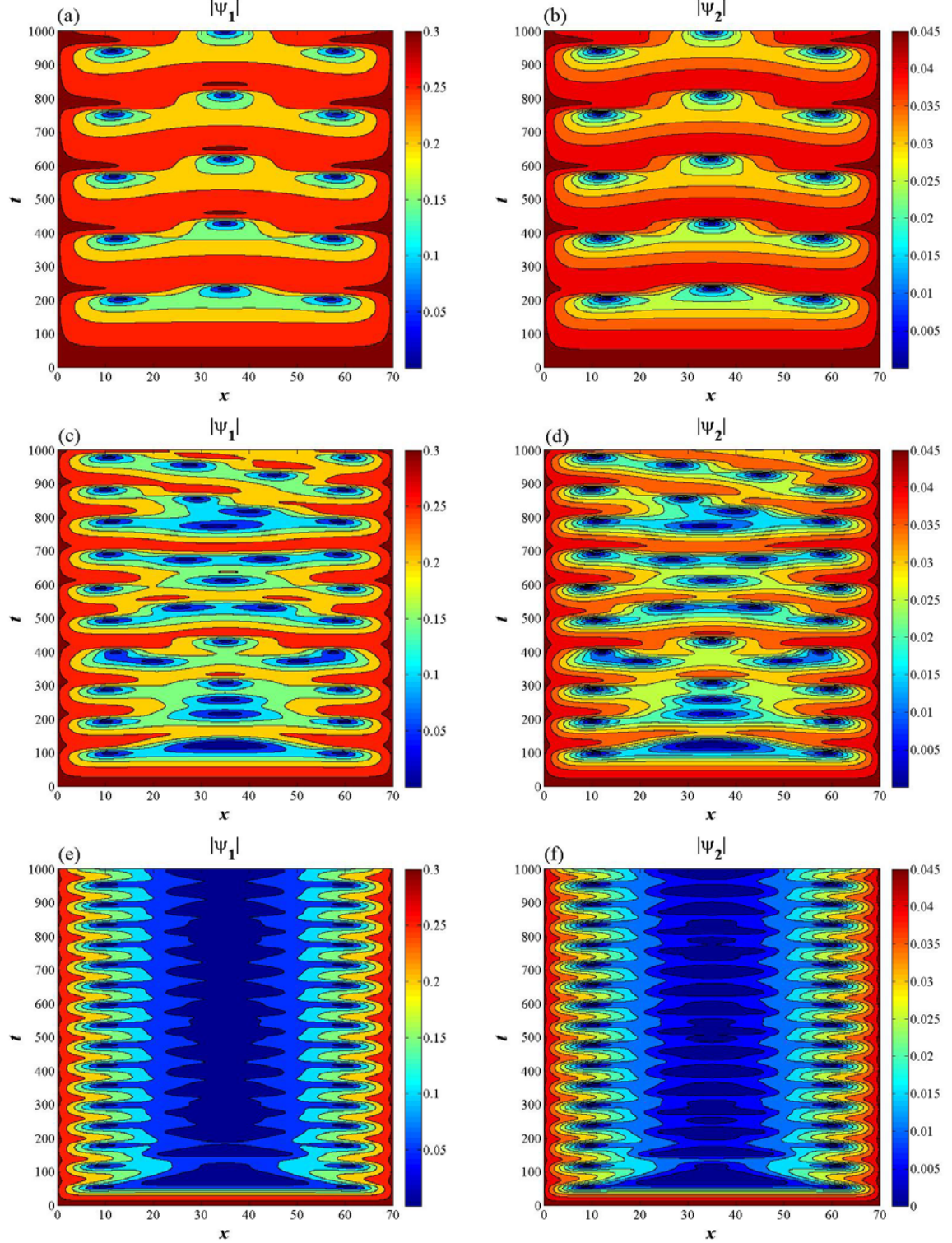


Figure 3 (color online). The time evolution of order parameters modules in the two-band MgB_2 superconducting filament with $L = 70$ and applied voltage $V = 0.1$ (a, b), $V = 0.25$ (c, d) and $V = 0.5$ (e, f). The time step was 0.01. The mesh of the spatial grid was taken 0.5.

When values of voltage reached the middle of an interval (V_1, V_2) , oscillations of order parameter modules start to have chaotic character (fig. 3 (c,d)). The quantity formed PSCs becomes more than 3, and the formation of PSCs has now random character, not only in the middle of the channel and in the centers of its halves, but also in other places. The further increase of the voltage as shows the numerical analysis, leads to gradual disappearance of chaotic oscillations of order parameter modules and returning to the situation when system has 3 PSC.

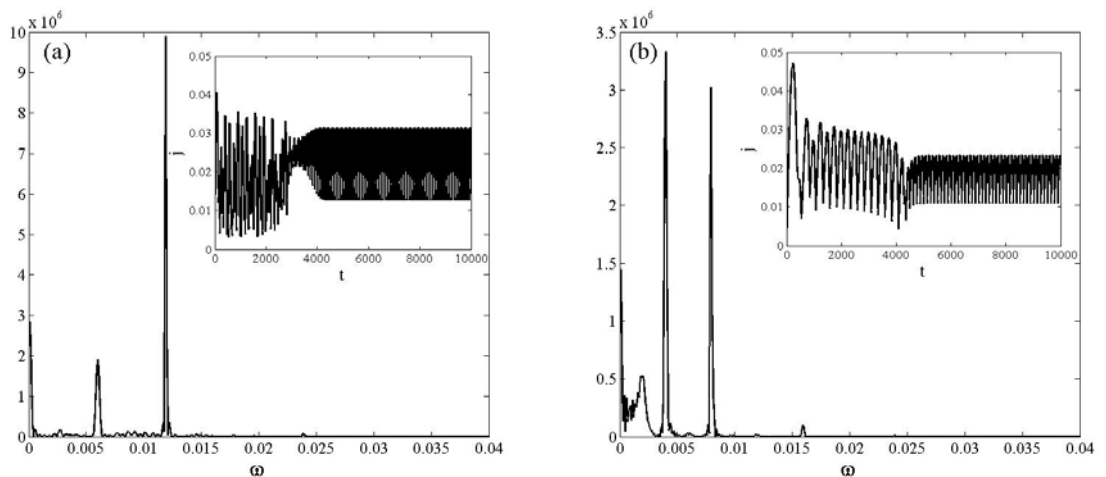
The obtained data on evolution of order parameter modules allows to make an important conclusion: the chaos/multipeak structure of the $j(t)$ dependence and, as consequence, fluctuations on CVCs of long channels is caused by chaotic oscillations/interference of several oscillation modes of order parameters modules. At the same time despite arising chaos or the interference of oscillation modes phases of order parameters remain coherent. In other words order parameter modules oscillate in a synchronous manner.

At the voltage, higher than V_2 central PSC with voltage growth gradually turns to the plateau at which edges order parameter modules are strongly suppressed, and in the central region equal to zero (fig. 3 (e,f)). This situation corresponds to the approach of CVCs to the straight line.

According to our numerical simulations chaotic formation of multiple PSCs for single-band or two-band superconducting systems in the second regime continue for channels with lengths no less than $L^{(chaos)} \approx 69$. Reduction of the length up to $L^{(3)} \approx 50$ leads to 3 PSCs periodic occurrence near centers of halves of the filament and in its center. From $L^{(3)}$ to $L^{(2)} \approx 37$ one can observe 2 PSCs, which with decreasing of the length begin to shift from the centers of channel halves to the center of the filament. Such movement towards to one another induces creation of extra PSC in the center of the channel with length $L > L^{(1)} \approx 25$. When the length of the filament is less than $L^{(1)}$ these 3 PSCs merge among themselves and form single PSC at the center of the filament. Existence of single PSC means that there is no interference of different oscillating modes of order parameters modules so the CVC of the system with $L < L^{(1)}$ has no fluctuations.

For the single-band superconducting channel with $L = 70$ evolution of order parameter module at qualitative and quantitative level almost coincides with the above described picture.

A different picture arises, however, if we consider two-band superconducting channel with $L = 70$ with parameters k and d , which are not equal to unit. It has been told above that the increasing the ratio of effective weights Cooper pairs and ratio of phenomenological diffusion coefficients is accompanied by smoothing fluctuations of the current density on CVC and ordering of the system. For the proof of this fact we calculated the spectrum of the dependence $j(t)$ and tracked the evolution of order parameters modules for two-band superconducting filament with parameters $k = 50$, $d = 1$ and $k = 50$, $d = 10$ and for the voltage taken from the middle of the interval (V_1, V_2) , which corresponds to the second regime (fig. 4).



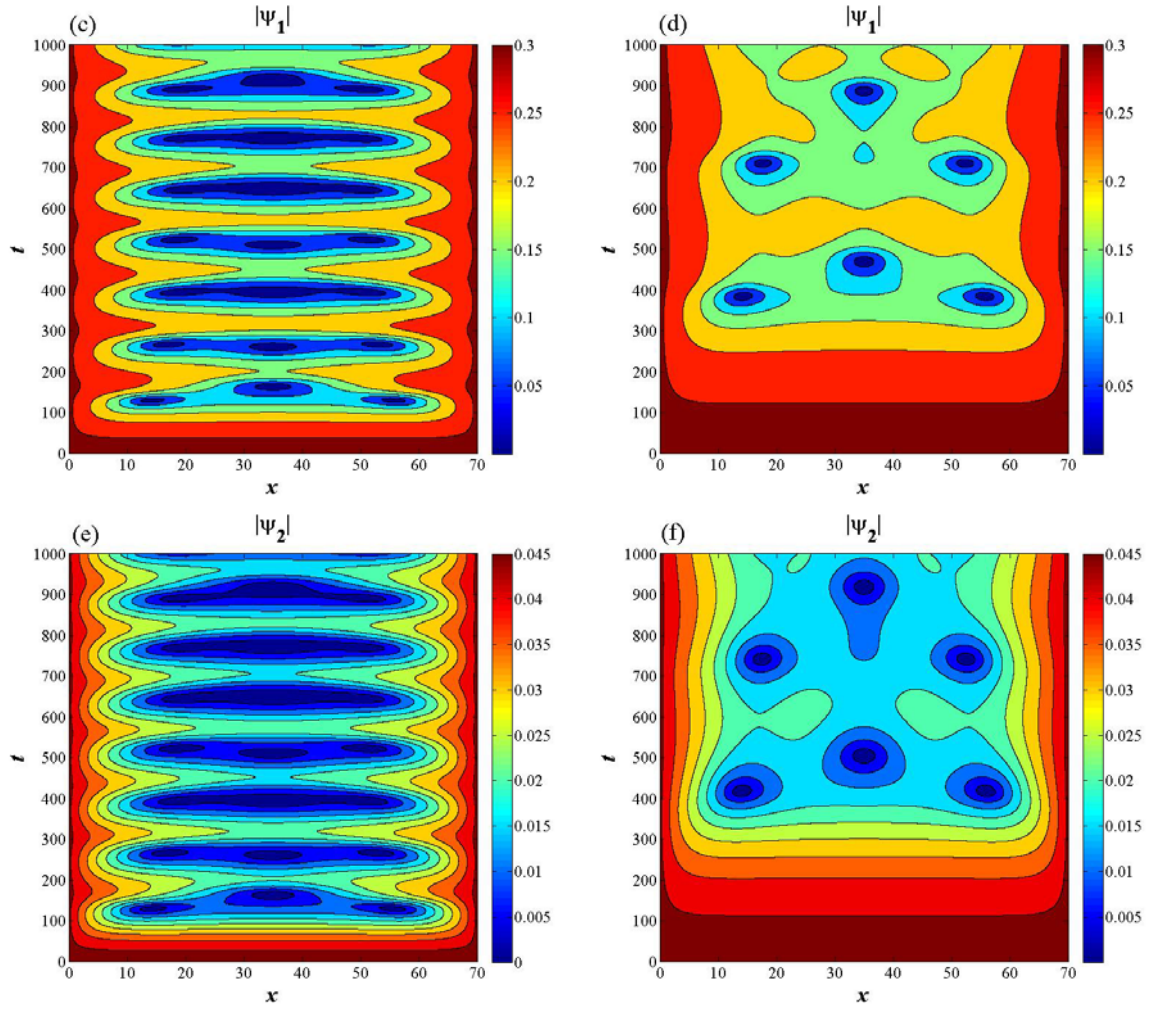


Figure 4. The power spectrum (a,b) and the time evolution of order parameters modules (c-f) of two-band MgB₂ superconducting filament with $L = 70$ for $V = 0.12$, $k = 50$, $d = 1$ (left column) and $V = 0.05$, $k = 50$, $d = 10$ (right column). In the insets $j(t)$ dependences are shown.

The shape of the spectrum $j(t)$ and the picture of evolution of order parameters modules clear specify for the absence of the chaos in given systems. In turn presence of several peaks on the spectrum of time dependence of the current density allows us to conclude that observed fluctuations on CVC are caused only by the interference of oscillation modes of order parameters modules.

4. Conclusion

We showed that contrary to the expectations the presence of two interacting order parameters the qualitative picture of the resistive state formation for two-band superconductor MgB₂ remains the same if it compare with the single-band superconducting system.

We tracked the evolution of order parameters in two-band superconducting filaments and showed that for arbitrary voltage, phases of order parameters remain coherent and order parameters modules oscillate synchronously at any places of the system and any instants of time. From this we found out that PSCs in two-band superconductors are points where both order parameters modules vanish and their phases change jumpwise by a multiple of 2π .

We reveal that CVCs of two-band superconductors with $k = d = 1$ don't have any structural features and don't differ from similar characteristics of single-band superconductors of the same length. Based on the analysis of obtained data for the evolution of order parameters, we showed that structure of CVCs of single-band and two-band superconducting filaments points out on the existence of three regimes.

The first regime corresponds to periodic oscillations of order parameters modules without formation of PSC in systems. The second regime is processes of initiation, realization and gradual disappearance of

chaotic oscillations (for $L > L^{(chaos)}$) or the interference of several oscillation modes of order parameters modules (for $L^{(1)} < L < L^{(chaos)}$), as a result leading to fluctuations of CVCs. Finally, the third regime is strong suppression of order parameters modules and growth of the area of central PSC. This moment corresponds to the approach of CVCs to the straight line.

With increasing of the ratio of effective weights of Cooper pairs and phenomenological constants of diffusion oscillations of order parameters modules in the second regime became ordered. As the result current density fluctuations on CVCs gradually disappear and CVCs becomes more flattened. This fact can be considered as the feature of long two-band superconducting MgB₂ channels.

In future we plan to carry out more detail investigation of the chaotic behavior of the current density-time dependence and calculate its Lyapunov exponent.

Acknowledgment

This work has been supported by NASU Young Scientists Grant 16-2011.

References

- [1] J. S. Langer and V. Ambegaokar, *Phys. Rev.* **164**, 498 (1967).
- [2] J. Nagamatsu, N. Nakagawa, T. Muranaka, Y. Zenitani and J. Akimitsu, *Nature* **410**, 63 (2001).
- [3] Y. Kamihara, T. Watanabe, M. Hirano, and H. Hosono, *J. Am. Chem. Soc.*, **130**, 3296 (2006).
- [4] E. Babaev and J. M. Speight, *Phys. Rev. B* **72** 180502 (2005).
- [5] E. Babaev, J. Carlström, M. Speight, *Phys. Rev. Lett.* **105**, 067003 (2010).
- [6] J. Carlström, E. Babaev, and M. Speight, *Phys. Rev. B* **83**, 174509 (2011).
- [7] V. H. Dao, L. F. Chibotaru, T. Nishio, and V. V. Moshchalkov, *Phys. Rev. B* **83**, 020503(R) (2011).
- [8] V. V. Moshchalkov, M. Menghini, T. Nishio, H. Q. Chen, A. V. Silhanek, V. H. Dao, L. F. Chibotaru, N D Zhigadlo, J Karpinsky, *Phys. Rev. Lett.* **102**, 117001 (2009).
- [9] T. Nishio, V. H. Dao, Q. Chen, L. F. Chibotaru, K. Kadowaki, and V. V. Moshchalkov, *Phys. Rev. B* **81**, 020506 (2010).
- [10] I. Ivlev and N. B. Kopnin, *Pis'ma Zh. Eksp. Teor. Fiz.* **28**, 640 (1978).
- [11] M. E. Zhitomirsky and V. H. Dao, *Phys. Rev. B* **69**, 054508 (2004).
- [12] A. A. Golubov, J. Kortus, O. V. Dolgov, O. Jepsen, Y. Kong, O. K. Andersen, B. J. Gibson, K Ahn and R K Kremer, *J. Phys.: Condens. Matter* **14**, 1353 (2002).
- [13] S. Michotte, S. Matefi-Tempfli, L. Piraux, D. Y. Vodolazov, F. M. Peeters, *Phys. Rev. B* **69**, 094512 (2004).