

# Higher-order QCD corrections for the $W$ -boson transverse momentum distribution

Nikolaos Kidonakis<sup>a</sup> and Richard J. Gonsalves<sup>b</sup>

<sup>a</sup>*Kennesaw State University, Physics #1202,  
1000 Chastain Rd., Kennesaw, GA 30144-5591, USA*

<sup>b</sup>*Department of Physics, University at Buffalo, The State University of New York,  
Buffalo, NY 14260-1500, USA*

## Abstract

We present results for  $W$ -boson production at large transverse momentum at LHC and Tevatron energies. We calculate complete next-to-leading-order (NLO) QCD corrections and higher-order soft-gluon corrections to the differential cross section. The soft-gluon contributions are resummed at next-to-next-to-leading-logarithm (NNLL) accuracy via the two-loop soft anomalous dimensions. Both NLO and approximate next-to-next-to-leading-order (NNLO)  $p_T$  distributions are presented.

## 1 Introduction

The production of  $W$  bosons with large transverse momentum,  $p_T$ , has been observed and analyzed at the Tevatron over the past two decades, and significantly higher event rates have been observed as expected at the LHC over the past year and a half. This Standard Model process is a background to Higgs production and new physics and thus it is important to have accurate theoretical predictions to exploit fully the large number of events at the LHC. The  $p_T$  distribution falls rapidly with increasing  $p_T$ , spanning several orders of magnitude over accessible regions at hadron colliders. High- $p_T$   $W$  production has a clean experimental signature when the  $W$  decays to leptons, and solid predictions are needed to reduce uncertainties in precision measurements of the  $W$  mass and decay width. The charged leptons in complementary processes involving  $Z$  bosons can be measured with somewhat higher resolution than the neutrino, but the observed event rate for  $W$  bosons at the LHC is as much as a factor of ten larger than that for  $Z$  bosons. Precise calculations for  $W$  production at large  $p_T$  are also needed to identify signals of possible new physics, such as new gauge bosons, which may enhance the  $p_T$  distribution at large  $p_T$ .

At leading order (LO) in the strong coupling  $\alpha_s$ , a  $W$  boson can be produced with large  $p_T$  by recoiling against a single parton which decays into a jet of hadrons. The LO partonic processes for  $W$  production at large  $p_T$  are  $qg \rightarrow Wq$  and  $q\bar{q} \rightarrow Wg$ .

The NLO corrections arise from one-loop parton processes with a virtual gluon, and real radiative processes with two partons in the final state. The NLO corrections to the cross section for  $W$  production at large  $p_T$  were calculated in [1, 2] where complete analytic expressions were provided. Numerical NLO results for production at the Tevatron were also presented in Refs. [1, 2]. The predictions are consistent with the data from the CDF [3] and D0 [4] collaborations.

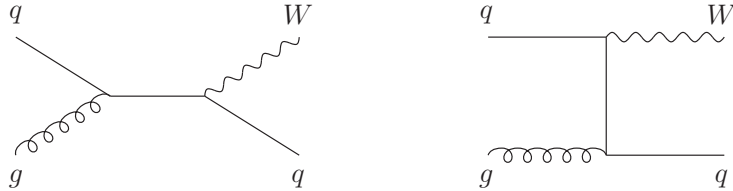


Figure 1: LO diagrams for the process  $qg \rightarrow Wq$ .

The NLO corrections enhance the differential distributions in  $p_T$  of the  $W$  boson and they reduce the factorization and renormalization scale dependence.

Beyond NLO, it is possible to calculate contributions from the emission of soft gluons. These corrections can be formally resummed and they were first calculated to next-to-leading-logarithm (NLL) accuracy in [5]. Approximate NNLO corrections derived from the resummation were used in [6] and were shown to provide enhancements and a further reduction of the scale dependence. Numerical results were presented for the Tevatron in [6] and for the LHC at 14 TeV energy in Ref. [7]. In this paper we extend the resummation to next-to-next-to-leading-logarithm (NNLL) accuracy (see also [8]). A related study using soft-collinear effective theory has recently appeared in [9].

In the next section we briefly review the NLO calculation and present numerical results for the  $p_T$  distribution of the  $W$  at the LHC and the Tevatron. Section 3 discusses NNLL resummation for the soft-gluon corrections. In section 4 we derive approximate NNLO expressions from the NNLL resummation and we present approximate NNLO  $p_T$  distributions for the  $W$  boson at the LHC and the Tevatron. We conclude in Section 5.

## 2 NLO results

We start with the leading-order contributions to  $W$  production at large  $p_T$  with a single hard parton in the final state. The two contributing sub-processes are

$$q(p_a) + g(p_b) \longrightarrow W(Q) + q(p_c)$$

and

$$q(p_a) + \bar{q}(p_b) \longrightarrow W(Q) + g(p_c).$$

We define the kinematic variables  $s = (p_a + p_b)^2$ ,  $t = (p_a - Q)^2$ ,  $u = (p_b - Q)^2$ , and  $s_4 = s + t + u - Q^2$ . At the partonic threshold, where there is no available energy for additional radiation,  $s_4 \rightarrow 0$ . The partonic cross sections are singular in this limit, but the divergences are integrable when averaged over the parton distributions in the colliding hadrons.

The LO diagrams are shown in Figs. 1 and 2. The LO differential cross section for the  $qg \rightarrow Wq$  process is

$$E_Q \frac{d\sigma_{qg \rightarrow Wq}^B}{d^3Q} = F_{qg \rightarrow Wq}^B \delta(s_4), \quad (2.1)$$



Figure 2: LO diagrams for the process  $q\bar{q} \rightarrow Wg$ .

where

$$F_{qg \rightarrow Wg}^B = \frac{\alpha \alpha_s(\mu_R^2) C_F}{s(N_c^2 - 1)} A^{qg} \sum_f |L_{ff_a}|^2, \quad (2.2)$$

$$A^{qg} = - \left( \frac{s}{t} + \frac{t}{s} + \frac{2uQ^2}{st} \right),$$

with  $\mu_R$  the renormalization scale,  $L$  the left-handed couplings of the  $W$  boson to the quark line, and  $f$  the quark flavor. Also  $C_F = (N_c^2 - 1)/(2N_c)$  with  $N_c = 3$  the number of colors.

For the process  $q\bar{q} \rightarrow Wg$  the LO result is

$$E_Q \frac{d\sigma_{q\bar{q} \rightarrow Wg}^B}{d^3Q} = F_{q\bar{q} \rightarrow Wg}^B \delta(s_4), \quad (2.3)$$

where

$$F_{q\bar{q} \rightarrow Wg}^B = \frac{\alpha \alpha_s(\mu_R^2) C_F}{sN_c} A^{q\bar{q}} |L_{fbf_a}|^2, \quad (2.4)$$

$$A^{q\bar{q}} = \frac{u}{t} + \frac{t}{u} + \frac{2Q^2 s}{tu}.$$

The complete NLO corrections were derived in [1, 2]. The virtual corrections involve ultraviolet divergences which renormalize  $\alpha_s$  and make it depend on the renormalization energy scale which we set to be  $\sim p_T$ . Both the real and the virtual corrections display soft and collinear divergences which arise from the masslessness of the gluons and the zero-mass approximation for the quarks. The soft divergences cancel between real and virtual processes while the collinear singularities are factorized in a process-independent manner and absorbed into factorization-scale-dependent parton distribution functions.

The complete NLO corrections to the LO differential cross section can be written as a sum of two terms

$$E_Q \frac{d\hat{\sigma}_{f_a f_b \rightarrow W(Q)+X}^{(1)}}{d^3Q} = \alpha_s^2(\mu_R^2) [\delta(s_4) B(s, t, u, \mu_R) + C(s, t, u, s_4, \mu_F)] \quad (2.5)$$

with  $\mu_F$  the factorization scale. The coefficient functions  $B$  and  $C$  depend on the parton flavors.  $B(s, t, u, \mu_R)$  is the sum of virtual corrections and of singular terms  $\sim \delta(s_4)$  in the real radiative

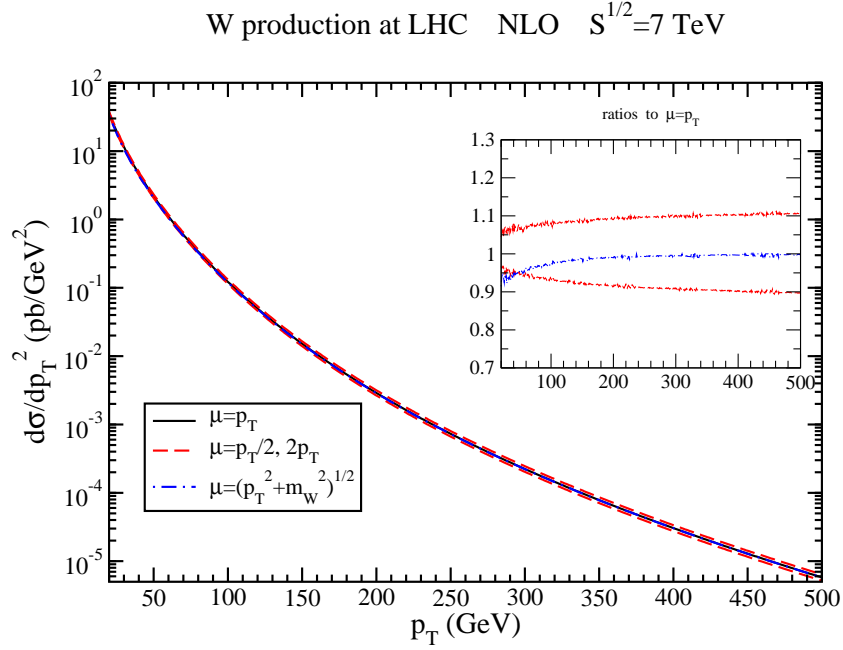


Figure 3:  $W$ -boson NLO  $p_T$  distribution at the LHC at 7 TeV.

corrections.  $C(s, t, u, s_4, \mu_F)$  is from real emission processes away from  $s_4 = 0$ . The NLO corrections are crucial in reducing theoretical uncertainties and thus making more meaningful comparisons with experimental data for  $W$  production at the Tevatron [3, 4] and the LHC [10] at large transverse momentum.

All numerical results presented in this paper are for the sum of  $W^+$  and  $W^-$  differential cross sections. Initial-state parton densities are taken from MSTW2008 [11]. We use the NLO central sets with the QCD coupling evolved at NLO in this section. In section 4, where we include the NNLL logarithmic corrections, we employ the NNLO central sets with the QCD coupling evolved at NNLO. The  $W$  is on shell and final-state partons are integrated over the full phase space.

We begin with results for  $W$  production at the LHC at center-of-mass energy  $\sqrt{s} = 7$  TeV and with  $p_T$  in the range 20-500 GeV. At lower values of  $p_T$  the fixed order NLO estimates become unreliable due to Sudakov logarithms and the comparison with experiment needs to include nonperturbative  $p_T$  smearing. We set the factorization and renormalization scales equal to each other and denote this common scale by  $\mu$ . In Fig. 3 we plot the  $W$ -boson  $p_T$  distribution for  $p_T$  ranging up to 500 GeV. We show the NLO result with  $\mu = p_T$  and display the scale variation of the NLO result with scale choices  $p_T/2$  and  $2p_T$ . We also show results for the choice of scale  $\mu = \sqrt{p_T^2 + m_W^2}$  but note that the numbers for this choice of scale are very similar to those for  $\mu = p_T$ . The inset plot shows the ratios of the results with the three scale choices  $\mu = p_T/2$ ,  $\mu = 2p_T$ , and  $\mu = \sqrt{p_T^2 + m_W^2}$  to the result with  $\mu = p_T$ . We see that the scale variation is of the order of  $\pm 10\%$ .

We continue with the results at the current LHC energy of 8 TeV. In Fig. 4 we plot the  $W$ -boson  $p_T$  distribution for  $p_T$  in the range from 20 to 500 GeV. There is an overall enhancement

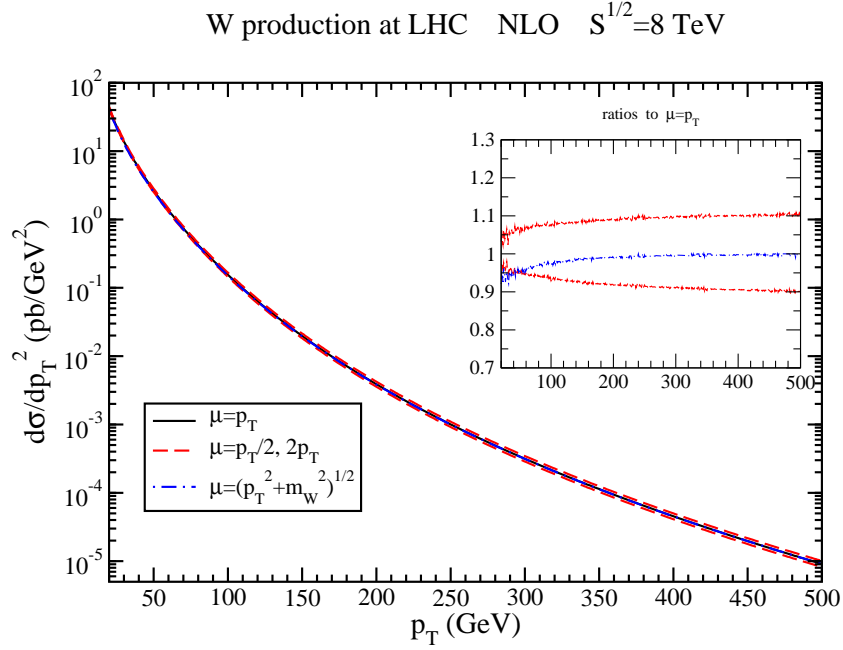


Figure 4:  $W$ -boson NLO  $p_T$  distribution at the LHC at 8 TeV.

relative to the 7 TeV results. Again the effect of the scale variation is very similar.

In Fig. 5 we display the corresponding results for  $W$  production at the LHC at center-of-mass energy  $\sqrt{S} = 14$  TeV with  $p_T$  up to 1000 GeV. The  $p_T$  distribution spans 9 orders of magnitude over the range  $20 \text{ GeV} \leq p_T \leq 1000 \text{ GeV}$ .

Finally, in Fig. 6 we show results for  $W$  production at the Tevatron at 1.96 TeV energy. Again, we display the scale variation of the NLO result with scale choices  $p_T/2$  and  $2p_T$  and also  $\sqrt{p_T^2 + m_W^2}$ . We note that the published CDF and D0 analyses [3, 4] involve older Run I data. The results presented here are also applicable to the higher luminosity and energy data from Run II.

We will say more about the scale variation in Section 4 when we include the NNLO soft-gluon corrections. Another source of uncertainty in the differential distributions comes from the parton distribution functions (PDF). We will return to the topic of PDF uncertainties when we present the approximate NNLO results in Section 4.3.

### 3 NNLL Resummation

Near partonic threshold the corrections from soft-gluon emissions are dominant. These corrections can be resummed to all orders using renormalization group arguments. The resummed cross section is derived in Mellin moment space, with  $N$  the moment variable conjugate to  $s_4$ , and is given formally by

$$\hat{\sigma}^{res}(N) = \exp \left[ \sum_i E_i(N_i) \right] \exp \left[ E'_j(N') \right] \exp \left[ \sum_i 2 \int_{\mu_F}^{\sqrt{s}} \frac{d\mu}{\mu} \gamma_{i/i}(\tilde{N}_i, \alpha_s(\mu)) \right]$$

W production at LHC NLO  $\sqrt{s}=14$  TeV

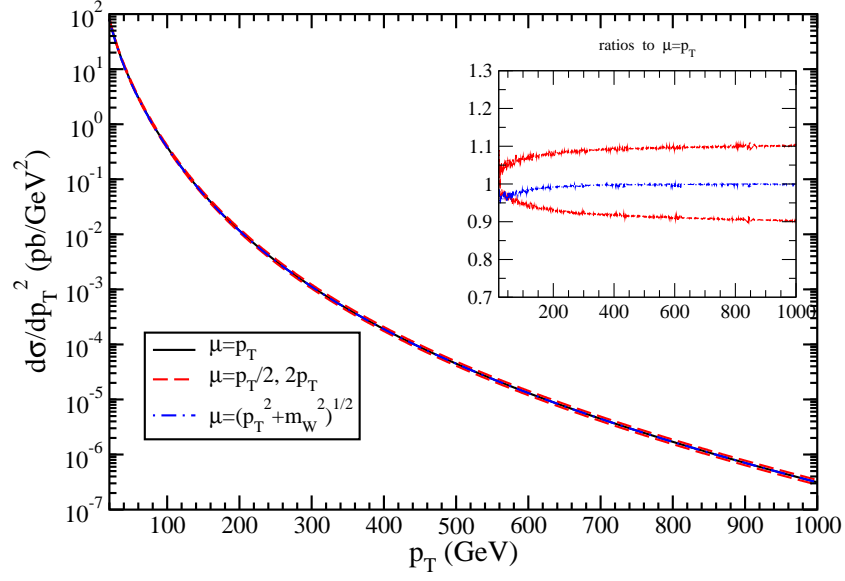


Figure 5:  $W$ -boson NLO  $p_T$  distribution at the LHC at 14 TeV.

W production at Tevatron NLO  $\sqrt{s}=1.96$  TeV

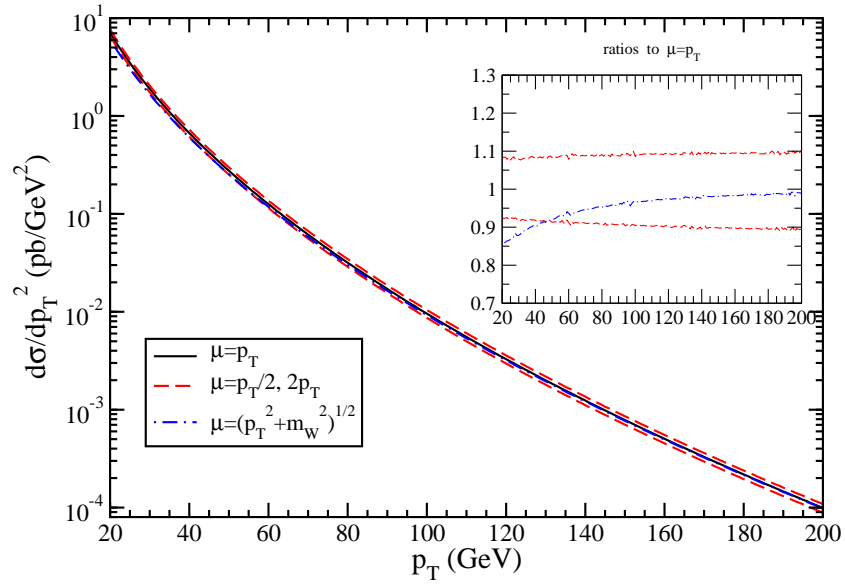


Figure 6:  $W$ -boson NLO  $p_T$  distribution at the Tevatron.

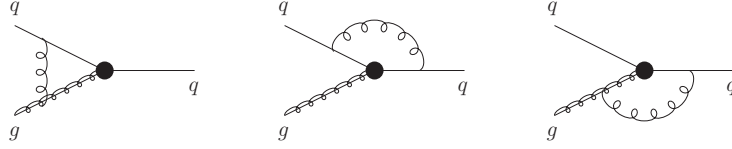


Figure 7: One-loop eikonal diagrams for  $qq \rightarrow Wq$ .

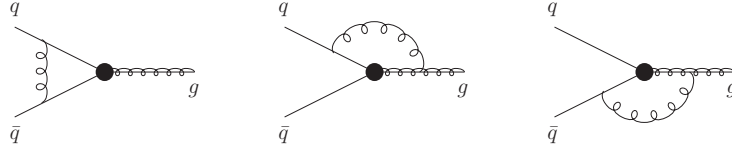


Figure 8: One-loop eikonal diagrams for  $q\bar{q} \rightarrow Wg$ .

$$\times H(\alpha_s(\sqrt{s})) S\left(\alpha_s\left(\frac{\sqrt{s}}{\tilde{N}'}\right)\right) \exp\left[\int_{\sqrt{s}}^{\sqrt{s}/\tilde{N}'} \frac{d\mu}{\mu} 2\text{Re}\Gamma_S(\alpha_s(\mu))\right] \quad (3.1)$$

where the first exponential resums the collinear and soft-gluon radiation from the initial-state partons; the second exponential resums corresponding terms from the final state; the third exponential controls the factorization scale dependence of the cross section via the parton-density anomalous dimension;  $H$  is the hard-scattering function; and  $S$  is the soft-gluon function describing noncollinear soft gluon emission whose evolution is controlled by the soft anomalous dimension  $\Gamma_S$ . The first three exponentials in Eq. (3.1) are independent of the color structure of the hard scattering and thus universal [12, 13], while the functions  $H$ ,  $S$ , and  $\Gamma_S$  are process-specific [5, 14]. More details of the resummation formalism have been given before (see e.g. Refs. [5, 14, 15]) and will not be repeated here.

We expand the process-specific soft anomalous dimensions  $\Gamma_S$  in the strong coupling as

$$\Gamma_S = \frac{\alpha_s}{\pi} \Gamma_S^{(1)} + \frac{\alpha_s^2}{\pi^2} \Gamma_S^{(2)} + \dots \quad (3.2)$$

The one-loop results,  $\Gamma_S^{(1)}$ , are obtained from the ultraviolet poles in dimensional regularization of one-loop eikonal diagrams involving the colored particles in the partonic processes, Figs. 7 and 8, and were first derived in [5]. We determine the two-loop results,  $\Gamma_S^{(2)}$ , from the ultraviolet poles of two-loop dimensionally regularized integrals for eikonal diagrams shown in Fig. 9 and related graphs involving other combinations of the eikonal lines (see also [8]).

For  $qq \rightarrow Wq$  the one-loop soft anomalous dimension is

$$\Gamma_{S, qq \rightarrow Wq}^{(1)} = C_F \ln\left(\frac{-u}{s}\right) + \frac{C_A}{2} \ln\left(\frac{t}{u}\right) \quad (3.3)$$

and the two-loop soft anomalous dimension is

$$\Gamma_{S, qq \rightarrow Wq}^{(2)} = \frac{K}{2} \Gamma_{S, qq \rightarrow Wq}^{(1)}, \quad (3.4)$$

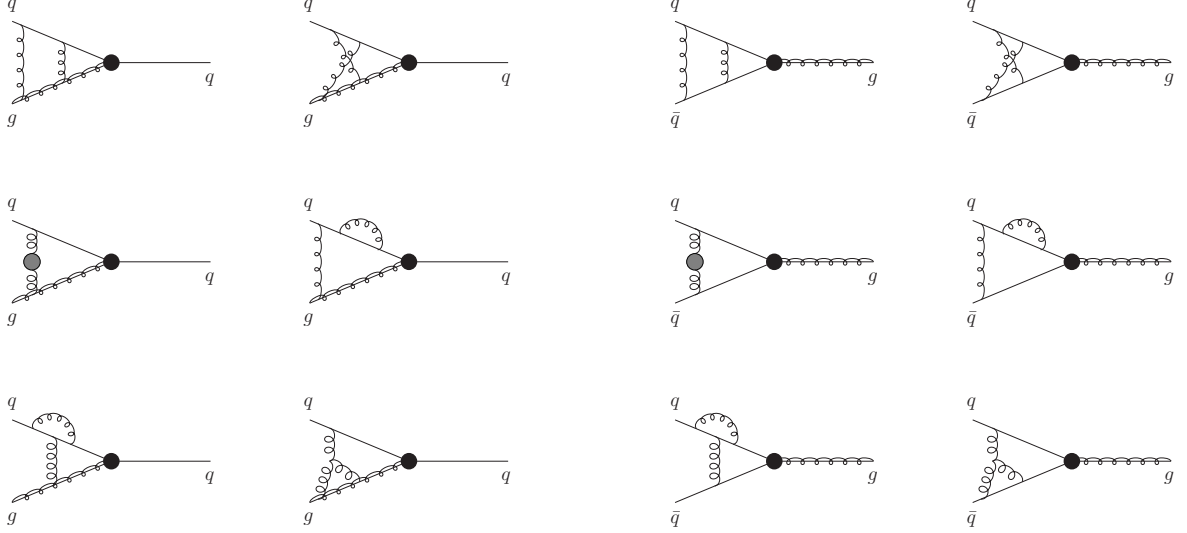


Figure 9: Two-loop eikonal diagrams for  $qq \rightarrow Wq$  and  $q\bar{q} \rightarrow Wg$  involving the two incoming partons. There are two additional sets of 12 diagrams each with the same topologies that involve one incoming and one outgoing parton.

where  $K = C_A(67/18 - \zeta_2) - 5n_f/9$  [16] with  $C_A = 3$  and  $n_f$  the number of light quark flavors.

For  $q\bar{q} \rightarrow Wg$  the corresponding results are

$$\Gamma_{S, q\bar{q} \rightarrow Wg}^{(1)} = \frac{C_A}{2} \ln \left( \frac{tu}{s^2} \right) \quad (3.5)$$

and

$$\Gamma_{S, q\bar{q} \rightarrow Wg}^{(2)} = \frac{K}{2} \Gamma_{S, q\bar{q} \rightarrow Wg}^{(1)}. \quad (3.6)$$

We note that the proportionality of the two-loop soft anomalous dimension to the one-loop result is anticipated on general grounds from the work in Ref. [17] (see also [18, 19, 20]).

## 4 NNLO approximate results

By expanding the resummed cross section, Eq. (3.1), in the strong coupling we derive approximate fixed-order results. In this section we present the analytical expressions for the NNLO expansion and use them to present approximate NNLO results for the  $W$ -boson transverse momentum distribution at the LHC and the Tevatron.

### 4.1 $qq \rightarrow Wq$

We can write the NLO soft and virtual corrections for  $qq \rightarrow Wq$  as

$$E_Q \frac{d\hat{\sigma}_{qq \rightarrow Wq}^{(1)}}{d^3Q} = F_{qq \rightarrow Wq}^B \frac{\alpha_s(\mu_R^2)}{\pi} \left\{ c_3^{qq} \left[ \frac{\ln(s_4/p_T^2)}{s_4} \right]_+ + c_2^{qq} \left[ \frac{1}{s_4} \right]_+ + c_1^{qq} \delta(s_4) \right\}. \quad (4.1)$$



The NLO coefficients  $c_3^{gg}$  and  $c_2^{gg}$  of the soft-gluon terms in Eq. (4.1) can be derived from the expansion of the resummed cross section and are given by  $c_3^{gg} = C_F + 2C_A$  and

$$c_2^{gg} = -(C_F + C_A) \ln \left( \frac{\mu_F^2}{p_T^2} \right) - \frac{3}{4} C_F - C_A \ln \left( \frac{tu}{sp_T^2} \right). \quad (4.2)$$

For later use in the NNLO results we also define the scale-independent part of  $c_2^{gg}$  as  $T_2^{gg} = -(3/4)C_F - C_A \ln(tu/sp_T^2)$ .

The coefficient of the  $\delta(s_4)$  terms in Eq. (4.1) is given by

$$c_1^{gg} = \frac{1}{2A^{gg}} [B_1^{gg} + B_2^{gg} n_f + C_1^{gg} + C_2^{gg} n_f] + \frac{c_3^{gg}}{2} \ln^2 \left( \frac{p_T^2}{Q^2} \right) + c_2^{gg} \ln \left( \frac{p_T^2}{Q^2} \right), \quad (4.3)$$

with  $B_1^{gg}$ ,  $B_2^{gg}$ ,  $C_1^{gg}$ , and  $C_2^{gg}$  as given in the Appendix of Ref. [2] but without the renormalization counterterms and using  $f_A \equiv \ln(A/Q^2) = 0$  [note that the terms not multiplying  $A^{gg}$  in Eq. (A4) for  $B_1^{gg}$  of Ref. [2] should have the opposite sign than shown in that paper].

The NNLO expansion of the resummed cross section involves logarithms  $\ln^k(s_4/p_T^2)$  with  $k = 0, 1, 2, 3$ . The terms with  $k = 1, 2, 3$  were already provided in Refs. [5, 6] from NLL resummation. Terms for  $k = 0$  were also given in Eq. (3.8) of Ref. [6] but they were incomplete. Now that we have expressions for NNLL resummation we can provide the complete result for the  $k = 0$  terms.

The NNLO soft-gluon corrections for  $qg \rightarrow Wq$  can be written as

$$E_Q \frac{d\hat{\sigma}_{qg \rightarrow Wq}^{(2)}}{d^3Q} = F_{qg \rightarrow Wq}^B \frac{\alpha_s^2(\mu_R^2)}{\pi^2} \hat{\sigma}_{qg \rightarrow Wq}^{(2)} \quad (4.4)$$

with

$$\begin{aligned} \hat{\sigma}_{qg \rightarrow Wq}^{(2)} = & \frac{1}{2} (c_3^{gg})^2 \left[ \frac{\ln^3(s_4/p_T^2)}{s_4} \right]_+ + \left[ \frac{3}{2} c_3^{gg} c_2^{gg} - \frac{\beta_0}{4} c_3^{gg} + C_F \frac{\beta_0}{8} \right] \left[ \frac{\ln^2(s_4/p_T^2)}{s_4} \right]_+ \\ & + \left\{ c_3^{gg} c_1^{gg} + (c_2^{gg})^2 - \zeta_2 (c_3^{gg})^2 - \frac{\beta_0}{2} T_2^{gg} + \frac{\beta_0}{4} c_3^{gg} \ln \left( \frac{\mu_R^2}{p_T^2} \right) \right. \\ & + (C_F + 2C_A) \frac{K}{2} - \frac{3}{16} \beta_0 C_F \left. \right\} \left[ \frac{\ln(s_4/p_T^2)}{s_4} \right]_+ \\ & + \left\{ c_2^{gg} c_1^{gg} - \zeta_2 c_3^{gg} c_2^{gg} + \zeta_3 (c_3^{gg})^2 + \frac{\beta_0}{4} c_2^{gg} \ln \left( \frac{\mu_R^2}{s} \right) - \frac{\beta_0}{2} C_F \ln^2 \left( \frac{-u}{p_T^2} \right) \right. \\ & - \frac{\beta_0}{2} C_A \ln^2 \left( \frac{-t}{p_T^2} \right) - C_F K \ln \left( \frac{-u}{p_T^2} \right) - C_A K \ln \left( \frac{-t}{p_T^2} \right) \\ & + (C_F + C_A) \left[ \frac{\beta_0}{8} \ln^2 \left( \frac{\mu_F^2}{s} \right) - \frac{K}{2} \ln \left( \frac{\mu_F^2}{s} \right) \right] - \left( C_F \frac{K}{2} - \frac{3\beta_0 C_F}{16} \right) \ln \left( \frac{p_T^2}{s} \right) \\ & \left. + \frac{3\beta_0}{8} C_F \ln^2 \left( \frac{p_T^2}{s} \right) + 2 D_q^{(2)} + D_g^{(2)} + B_q^{(2)} + 2 \Gamma_{S qg \rightarrow Wq}^{(2)} \right\} \left[ \frac{1}{s_4} \right]_+ \quad (4.5) \end{aligned}$$

with  $\beta_0 = (11C_A - 2n_f)/3$  and where we have used the two-loop constants (cf. [21, 22])

$$D_q^{(2)} = C_F C_A \left( -\frac{101}{54} + \frac{11}{6} \zeta_2 + \frac{7}{4} \zeta_3 \right) + C_F n_f \left( \frac{7}{27} - \frac{\zeta_2}{3} \right), \quad (4.6)$$

$D_g^{(2)} = (C_A/C_F)D_q^{(2)}$ , and

$$B_q^{(2)} = C_F^2 \left( -\frac{3}{32} + \frac{3}{4}\zeta_2 - \frac{3}{2}\zeta_3 \right) + C_F C_A \left( -\frac{1539}{864} - \frac{11}{12}\zeta_2 + \frac{3}{4}\zeta_3 \right) + n_f C_F \left( \frac{135}{432} + \frac{\zeta_2}{6} \right). \quad (4.7)$$

Note that the difference from Eq. (3.8) of Ref. [6] is in the  $[1/s_4]_+$  terms. The higher powers of the logarithms are the same. Also note that one can determine the scale-dependent  $\delta(s_4)$  terms at NNLO. These terms are also given in Ref. [6] and will not be repeated here.

## 4.2 $q\bar{q} \rightarrow Wg$

For the process  $q\bar{q} \rightarrow Wg$  we can write the NLO soft and virtual corrections as

$$E_Q \frac{d\hat{\sigma}_{q\bar{q} \rightarrow Wg}^{(1)}}{d^3Q} = F_{q\bar{q} \rightarrow Wg}^B \frac{\alpha_s(\mu_R^2)}{\pi} \left\{ c_3^{q\bar{q}} \left[ \frac{\ln(s_4/p_T^2)}{s_4} \right]_+ + c_2^{q\bar{q}} \left[ \frac{1}{s_4} \right]_+ + c_1^{q\bar{q}} \delta(s_4) \right\}. \quad (4.8)$$

Here the NLO coefficients  $c_3^{q\bar{q}}$  and  $c_2^{q\bar{q}}$  of the soft-gluon terms are  $c_3^{q\bar{q}} = 4C_F - C_A$  and

$$c_2^{q\bar{q}} = -2C_F \ln \left( \frac{\mu_F^2}{p_T^2} \right) - (2C_F - C_A) \ln \left( \frac{tu}{sp_T^2} \right) - \frac{\beta_0}{4}. \quad (4.9)$$

For later use in the NNLO results we also define the scale-independent part of  $c_2^{q\bar{q}}$  as  $T_2^{q\bar{q}} = -(2C_F - C_A) \ln(tu/sp_T^2) - \beta_0/4$ .

The coefficient of the  $\delta(s_4)$  terms in Eq. (4.8) is given by

$$c_1^{q\bar{q}} = \frac{1}{2A^{q\bar{q}}} \left[ B_1^{q\bar{q}} + C_1^{q\bar{q}} + (B_2^{q\bar{q}} + D_{aa}^{(0)}) n_f \right] + \frac{c_3^{q\bar{q}}}{2} \ln^2 \left( \frac{p_T^2}{Q^2} \right) + c_2^{q\bar{q}} \ln \left( \frac{p_T^2}{Q^2} \right), \quad (4.10)$$

with  $B_1^{q\bar{q}}$ ,  $B_2^{q\bar{q}}$ ,  $C_1^{q\bar{q}}$ , and  $D_{aa}^{(0)}$  as given in the Appendix of Ref. [2] but without the renormalization counterterms and using  $f_A = 0$ .

Again, the NNLO expansion involves logarithms  $\ln^k(s_4/p_T^2)$  with  $k = 0, 1, 2, 3$ . The terms with  $k = 1, 2, 3$  were already provided in Refs. [5, 6] from NLL resummation, but the terms given for  $k = 0$  in Eq. (3.19) in [6] were incomplete. With NNLL resummation we can now provide the complete result.

The NNLO soft-gluon corrections for  $q\bar{q} \rightarrow Wg$  can be written as

$$E_Q \frac{d\hat{\sigma}_{q\bar{q} \rightarrow Wg}^{(2)}}{d^3Q} = F_{q\bar{q} \rightarrow Wg}^B \frac{\alpha_s^2(\mu_R^2)}{\pi^2} \hat{\sigma}_{q\bar{q} \rightarrow Wg}'^{(2)} \quad (4.11)$$

with

$$\begin{aligned} \hat{\sigma}_{q\bar{q} \rightarrow Wg}'^{(2)} &= \frac{1}{2}(c_3^{q\bar{q}})^2 \left[ \frac{\ln^3(s_4/p_T^2)}{s_4} \right]_+ + \left[ \frac{3}{2}c_3^{q\bar{q}} c_2^{q\bar{q}} - \frac{\beta_0}{4}c_3^{q\bar{q}} + C_A \frac{\beta_0}{8} \right] \left[ \frac{\ln^2(s_4/p_T^2)}{s_4} \right]_+ \\ &+ \left\{ c_3^{q\bar{q}} c_1^{q\bar{q}} + (c_2^{q\bar{q}})^2 - \zeta_2 (c_3^{q\bar{q}})^2 - \frac{\beta_0}{2} T_2^{q\bar{q}} + \frac{\beta_0}{4} c_3^{q\bar{q}} \ln \left( \frac{\mu_R^2}{p_T^2} \right) \right\} \end{aligned}$$

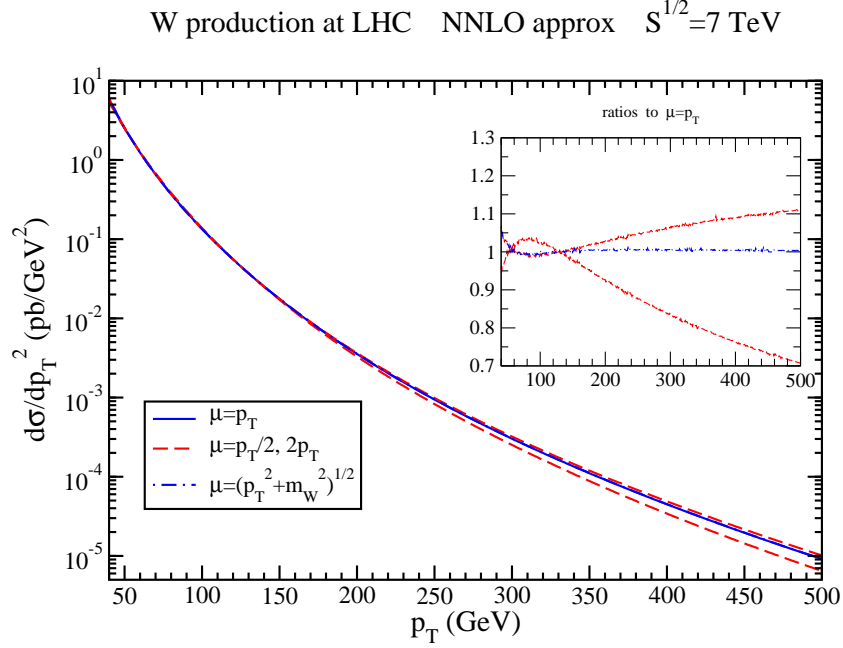


Figure 10:  $W$ -boson approximate NNLO  $p_T$  distribution at the LHC at 7 TeV.

$$\begin{aligned}
& + (4C_F - C_A) \frac{K}{2} - \frac{\beta_0^2}{16} \left\} \left[ \frac{\ln(s_4/p_T^2)}{s_4} \right]_+ \\
& + \left\{ c_2^{q\bar{q}} c_1^{q\bar{q}} - \zeta_2 c_3^{q\bar{q}} c_2^{q\bar{q}} + \zeta_3 (c_3^{q\bar{q}})^2 + \frac{\beta_0}{4} c_2^{q\bar{q}} \ln \left( \frac{\mu_R^2}{s} \right) - \frac{\beta_0}{2} C_F \ln^2 \left( \frac{-u}{p_T^2} \right) \right. \\
& - \frac{\beta_0}{2} C_F \ln^2 \left( \frac{-t}{p_T^2} \right) + C_F \left[ -K \ln \left( \frac{tu}{p_T^4} \right) + \frac{\beta_0}{4} \ln^2 \left( \frac{\mu_F^2}{s} \right) - K \ln \left( \frac{\mu_F^2}{s} \right) \right] \\
& - \left( C_A \frac{K}{2} - \frac{\beta_0^2}{16} \right) \ln \left( \frac{p_T^2}{s} \right) + \frac{3\beta_0}{8} C_A \ln^2 \left( \frac{p_T^2}{s} \right) \\
& \left. + 2 D_q^{(2)} + D_g^{(2)} + B_g^{(2)} + 2 \Gamma_{S q\bar{q} \rightarrow Wg}^{(2)} \right\} \left[ \frac{1}{s_4} \right]_+
\end{aligned} \tag{4.12}$$

where

$$B_g^{(2)} = C_A^2 \left( -\frac{1025}{432} - \frac{3}{4} \zeta_3 \right) + \frac{79}{108} C_A n_f + C_F \frac{n_f}{8} - \frac{5}{108} n_f^2. \tag{4.13}$$

The scale-dependent  $\delta(s_4)$  terms at NNLO were also provided in Eq. (3.19) of [6] and we will not repeat them here.

### 4.3 Numerical results

We begin with results for  $W$  production at the LHC at 7 TeV energy. In Fig. 10 we plot the  $W$ -boson  $p_T$  distribution. We show the approximate NNLO result with  $\mu = p_T$  and the variation of the result with scale  $\mu = p_T/2$  and  $2p_T$ . We also show the distribution with  $\mu = \sqrt{p_T^2 + m_W^2}$

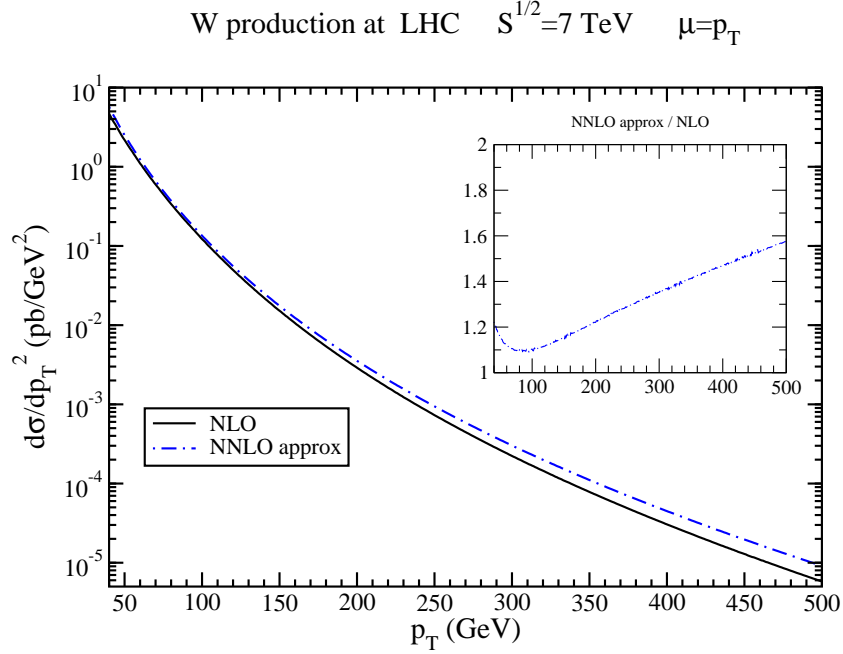


Figure 11:  $W$ -boson NLO and approximate NNLO  $p_T$  distribution at the LHC at 7 TeV.

but note that the results for this choice of scale are very similar to those for  $\mu = p_T$ . The inset plot shows the ratios of the results with the three scale choices  $\mu = p_T/2$ ,  $\mu = 2p_T$ , and  $\mu = \sqrt{p_T^2 + m_W^2}$  to the result with  $\mu = p_T$ . Also, comparing Figs. 3 and 10 it is seen that the scale dependence at approximate NNLO is smaller than at NLO at intermediate values of  $p_T$ , but it grows larger at very high  $p_T$  values where the overall soft-gluon contribution is also larger.

In Fig. 11 we compare the NLO and the approximate NNLO results at the LHC at 7 TeV energy with  $\mu = p_T$ . It is evident that the effect of the NNLO soft-gluon corrections grows with  $p_T$  as one would expect, since the kinematical region near partonic threshold becomes more important at higher  $p_T$ . The inset plot shows that the ratio of the approximate NNLO to the full NLO grows with  $p_T$ , and the NNLO soft-gluon corrections provide nearly a 60% enhancement at  $p_T = 500$  GeV.

In Figs. 12 and 13 we show corresponding results for the LHC at 8 TeV energy. Although the overall  $p_T$  distribution is enhanced at 8 TeV relative to 7 TeV, the results for the ratios at different scales and for the ratio of approximate NNLO over NLO shown in the inset plots are very similar (almost identical) to those at 7 TeV.

In Figs. 14 and 15 we show corresponding results for the LHC at 14 TeV energy. Again, the increase due to the NNLO soft-gluon corrections is more prominent at very high  $p_T$ , reaching 90% enhancement at  $p_T = 1000$  GeV.

The results for  $W$  production at the Tevatron at 1.96 TeV energy are shown in Figs. 16 and 17. Here the  $p_T$  range shown is smaller and there is a reduction of scale dependence at NNLO relative to that at NLO over this range.

In addition to the scale variation shown in the previous figures, one can also attempt an

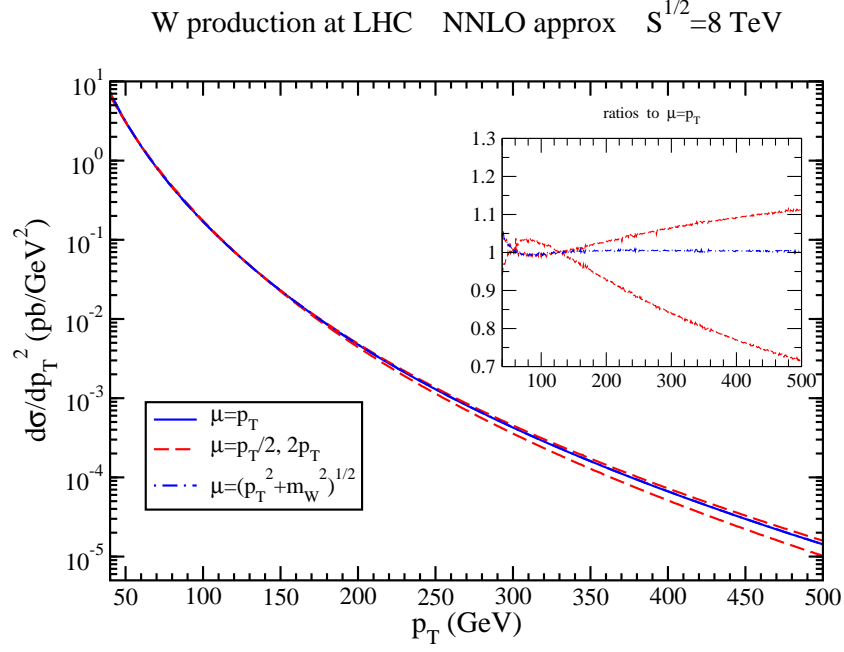


Figure 12:  $W$ -boson approximate NNLO  $p_T$  distribution at the LHC at 8 TeV.

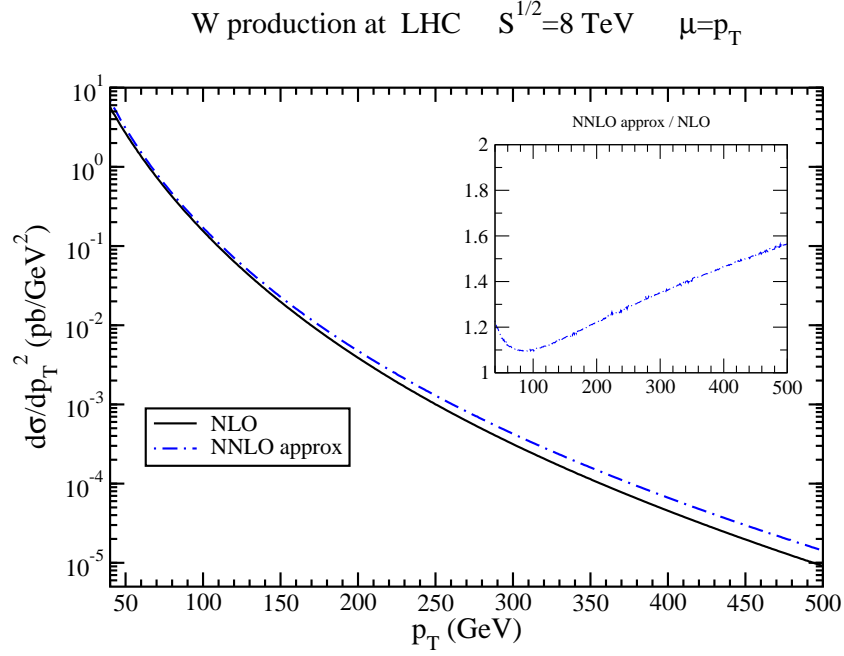


Figure 13:  $W$ -boson NLO and approximate NNLO  $p_T$  distribution at the LHC at 8 TeV.

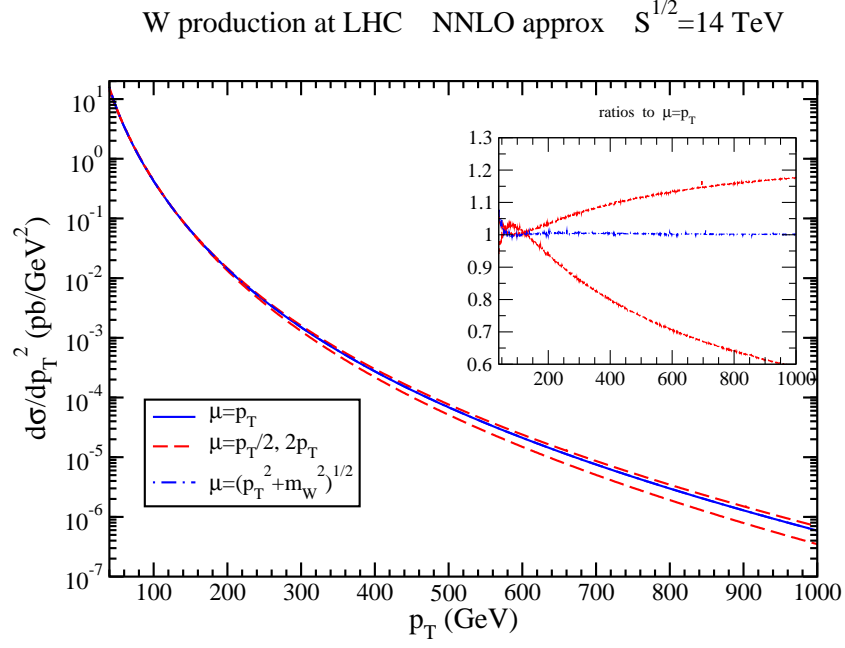


Figure 14:  $W$ -boson approximate NNLO  $p_T$  distribution at the LHC at 14 TeV.

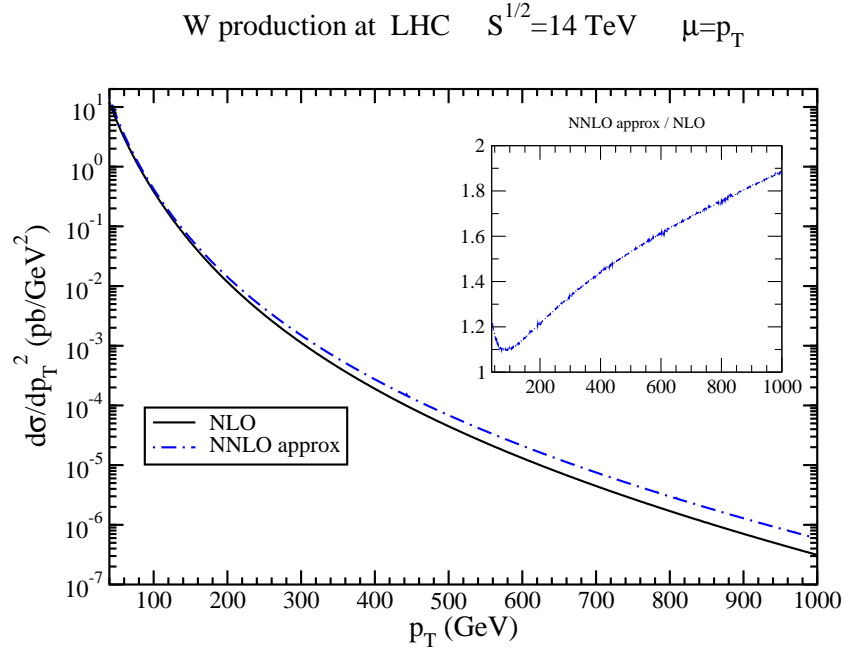


Figure 15:  $W$ -boson NLO and approximate NNLO  $p_T$  distribution at the LHC at 14 TeV.

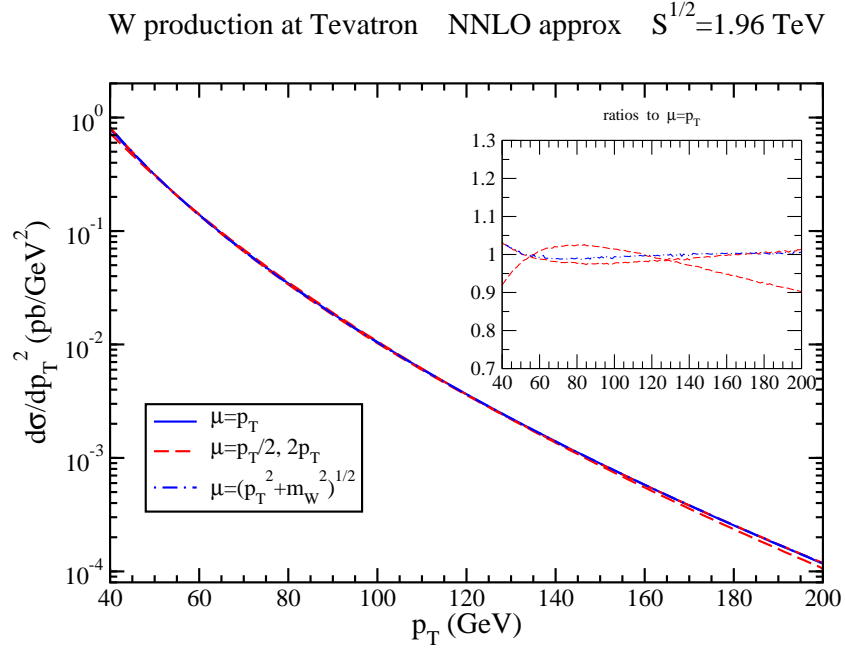


Figure 16:  $W$ -boson approximate NNLO  $p_T$  distribution at the Tevatron.

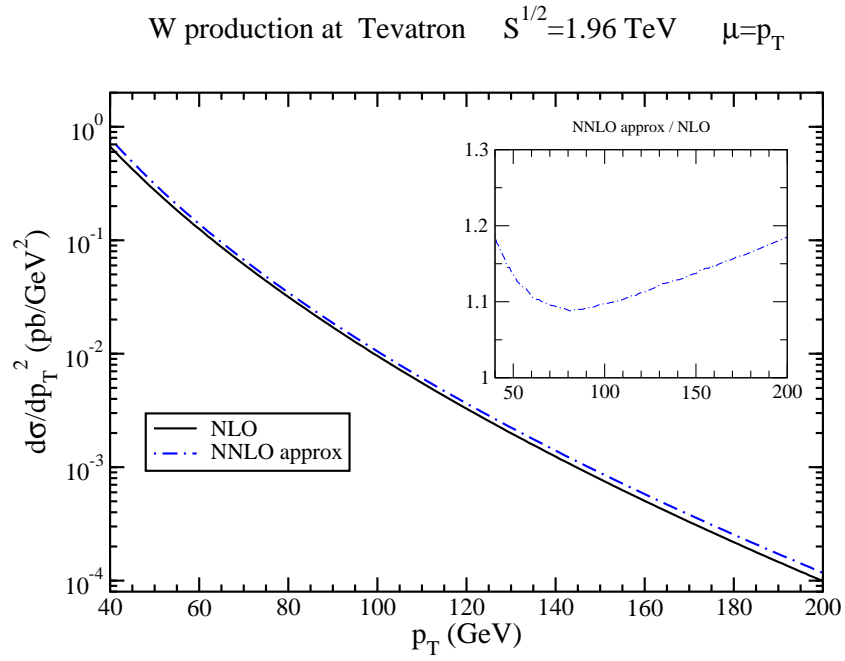


Figure 17:  $W$ -boson NLO and approximate NNLO  $p_T$  distribution at the Tevatron.

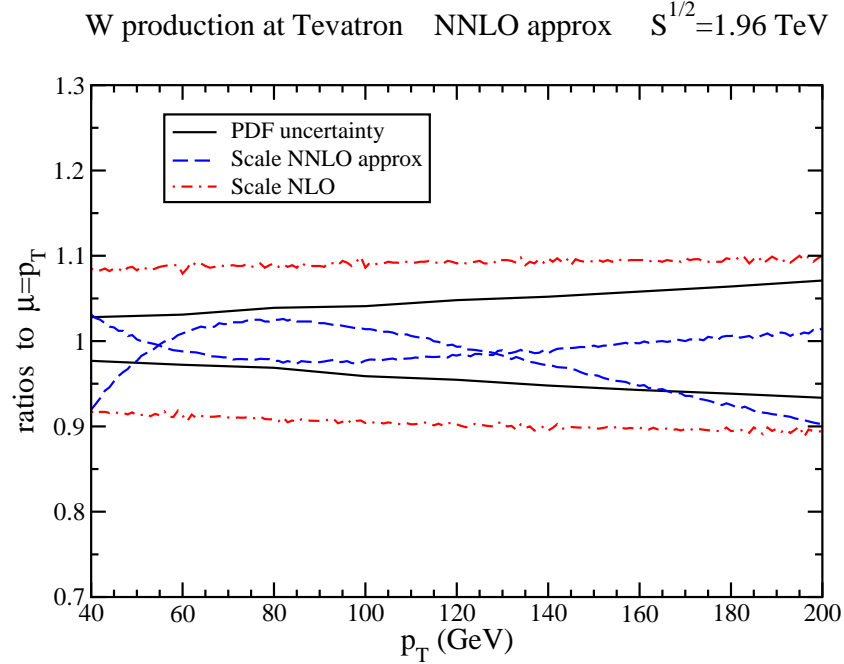


Figure 18: PDF and scale uncertainties for the  $W$ -boson  $p_T$  distribution at the Tevatron.

independent variation of the factorization and renormalization scales; however, this does not affect the range of the overall uncertainty significantly, if at all.

As already mentioned in Section 2, in addition to scale dependence another important source of uncertainty comes from the PDF. In Fig. 18 we compare the PDF uncertainty with the scale uncertainty at NNLO and also at NLO at the Tevatron. The scale ratios are for  $\mu = p_T/2$  and  $2p_T$  and are the same as already shown in the inset plots of the previous Tevatron figures, but displaying them together and with the PDF ratios makes the comparison of all the uncertainties easier. We note that the PDF uncertainties are smaller than the NLO scale variation, but they are larger than the scale variation at approximate NNLO for most  $p_T$  values. The NNLO scale variation is consistently smaller than that at NLO.

In Fig. 19 we compare the PDF uncertainty with the scale uncertainty at NNLO and also at NLO at the LHC at 8 TeV energy (the results at 7 TeV are practically the same). Here the situation is somewhat different from the Tevatron in that the upper range of the PDF uncertainty is larger than both NLO and NNLO scale variation, but the lower range is smaller than both for most  $p_T$  values. Also the scale variation at approximate NNLO is smaller than that at NLO for moderate  $p_T$  values but becomes larger, particularly at the lower end, at very high  $p_T$ .

The growing NNLO contribution relative to NLO with increasing  $p_T$  at both Tevatron and LHC energies does not appear to be an artifact of perturbation theory. The extended  $p_T$  range made accessible by the LHC brings into play a high multiplicity of hard jets in various inclusive cross sections, and this will affect the convergence of perturbative predictions. The problem of making reliable predictions in this region merits further investigation. An analysis of the  $Z$



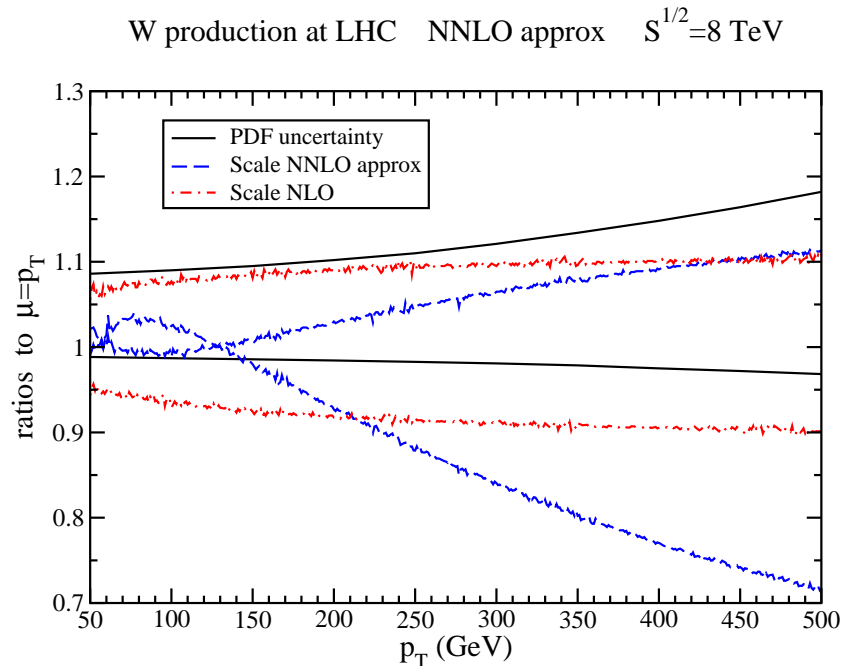


Figure 19: PDF and scale uncertainties for the  $W$ -boson  $p_T$  distribution at the LHC at 8 TeV.

distribution is underway and will be reported elsewhere. Analyses of forthcoming data from the ATLAS and CMS collaborations, as well as Run II data from the Tevatron should help to clarify this issue and enable precise perturbative QCD predictions in the long  $p_T$  tail.

## 5 Conclusions

The transverse momentum distribution of the  $W$  boson receives large QCD corrections. Complete NLO calculations have been used in this paper to provide numerical results at LHC and Tevatron energies. In addition, NNLL resummation of soft-gluon corrections has been derived using two-loop soft anomalous dimensions. Approximate NNLO analytical expressions have been derived from the resummed cross section and employed to produce numerical results. The NNLO soft-gluon corrections reduce the NLO scale dependence at low and intermediate  $p_T$  where the bulk of the data is located. In the very high  $p_T$  region at LHC energies the soft logarithms seem to become sensitive to scale. It is possible that including hard NNLO corrections will improve this situation. The experimental bins at large  $p_T$  are larger because the number of expected events and the  $p_T$  resolution both decrease dramatically. The higher-order results presented in this paper strengthen theoretical predictions for  $W$  production at hadron colliders and may prove significant for new physics searches in the tail of the  $p_T$  spectrum.

# Acknowledgements

The work of N.K. was supported by the National Science Foundation under Grant No. PHY 0855421.

# References

- [1] P.B. Arnold and M.H. Reno, Nucl. Phys. B **319**, 37 (1989); (E) B **330**, 284 (1990).
- [2] R.J. Gonsalves, J. Pawłowski, and C.-F. Wai, Phys. Rev. D **40**, 2245 (1989); Phys. Lett. B **252**, 663 (1990).
- [3] CDF Collaboration, F. Abe *et al.*, Phys. Rev. Lett. **66**, 2951 (1991).
- [4] D0 Collaboration, B. Abbott *et al.*, Phys. Rev. Lett. **80**, 5498 (1998) [hep-ex/9803003]; V.M. Abazov *et al.*, Phys. Lett. B **513**, 292 (2001) [hep-ex/0010026].
- [5] N. Kidonakis and V. Del Duca, Phys. Lett. B **480**, 87 (2000) [hep-ph/9911460].
- [6] N. Kidonakis and A. Sabio Vera, JHEP **02**, 027 (2004) [hep-ph/0311266].
- [7] R.J. Gonsalves, N. Kidonakis, and A. Sabio Vera, Phys. Rev. Lett. **95**, 222001 (2005) [hep-ph/0507317].
- [8] N. Kidonakis and R.J. Gonsalves, in *DPF 2011*, arXiv:1109.2817 [hep-ph].
- [9] T. Becher, C. Lorentzen, and M.D. Schwartz, Phys. Rev. Lett. **108**, 012001 (2012) [arXiv:1106.4310 [hep-ph]].
- [10] ATLAS Collaboration, G. Aad *et al.*, Phys. Rev. D **85**, 012005 (2012) [arXiv:1108.6308 [hep-ex]].
- [11] A.D. Martin, W.J. Stirling, R.S. Thorne, and G. Watt, Eur. Phys. J. C **63**, 189 (2009) [arXiv:0901.0002 [hep-ph]].
- [12] G. Sterman, Nucl. Phys. B **281**, 310 (1987).
- [13] S. Catani and L. Trentadue, Nucl. Phys. B **327**, 323 (1989).
- [14] N. Kidonakis, in *DIS 2011*, arXiv:1105.4267 [hep-ph]; in *DPF 2011*, arXiv:1109.1578 [hep-ph].
- [15] N. Kidonakis, Phys. Rev. D **81**, 054028 (2010) [arXiv:1001.5034 [hep-ph]]; Phys. Rev. D **82**, 054018 (2010) [arXiv:1005.4451 [hep-ph]]; Phys. Rev. D **83**, 091503 (2011) [arXiv:1103.2792 [hep-ph]].
- [16] K. J. Kodaira and L. Trentadue, Phys. Lett. **112B**, 66 (1982).

- [17] S.M. Aybat, L.J. Dixon, and G. Sterman, Phys. Rev. Lett. **97**, 072001 (2006) [hep-ph/0606254]; Phys. Rev. D **74**, 074004 (2006) [hep-ph/0607309].
- [18] L.J. Dixon, L. Magnea, and G. Sterman, JHEP **08**, 022 (2008) [arXiv:0805.3515 [hep-ph]].
- [19] T. Becher and M. Neubert, Phys. Rev. Lett. **102**, 162001 (2009) [arXiv:0901.0722 [hep-ph]]; JHEP **06**, 081 (2009) [arXiv:0903.1126 [hep-ph]].
- [20] E. Gardi and L. Magnea, JHEP **03**, 079 (2009) [arXiv:0901.1091 [hep-ph]]; Nuovo Cim. C **32**, 137 (2009) [arXiv:0908.3273 [hep-ph]].
- [21] H. Contopanagos, E. Laenen, and G. Sterman, Nucl. Phys. B **484**, 303 (1997) [hep-ph/9604313].
- [22] S. Moch, J.A.M. Vermaseren, and A. Vogt, Nucl. Phys. B **646**, 181 (2002) [hep-ph/0209100].