

Gaussianizing the non-Gaussian lensing convergence field II: the applicability to noisy data

Yu Yu,^{1,*} Pengjie Zhang, Weipeng Lin,¹ Weiguang Cui,^{1,2} and James N. Fry³

¹Key laboratory for research in galaxies and cosmology, Shanghai Astronomical Observatory, Chinese Academy of Science, 80 Nandan Road, Shanghai, China, 200030

²Astronomy Unit, Department of Physics, University of Trieste, Tiepolo 11, I-34131 Trieste, Italy

³Department of Physics, University of Florida, Gainesville Florida 32611-8440, USA

In paper I (Yu et al. 2011 [1]), we showed through N-body simulation that a local monotonic Gaussian transformation can significantly reduce non-Gaussianity in noise-free lensing convergence field. This makes the Gaussianization a promising theoretical tool to understand high-order lensing statistics. Here we present a study of its applicability in lensing data analysis, in particular when shape measurement noise is presented in lensing convergence maps. (1) We find that shape measurement noise significantly degrades the Gaussianization performance and the degradation increases for shallower surveys. (2) Wiener filter is efficient to reduce the impact of shape measurement noise. The Gaussianization of the Wiener filtered lensing maps is able to suppress skewness, kurtosis, the 5th- and 6th-order cumulants by a factor of 10 or more. It also works efficiently to reduce the bispectrum well to zero.

PACS numbers: 98.80.-k; 98.65.Dx; 98.62.Ve; 98.62.Sb

I. INTRODUCTION

Weak gravitational lensing, a powerful probe of the dark universe, is facing many challenges. One of them is the nonlinear evolution of the large scale structure. The non-Gaussianity induced by the nonlinear evolution pushes the cosmological information into high-order statistics, leading to the loss of constraining power from the 2-point statistics (the power spectra and equivalently the correlation functions) alone. Recently several works focus on nonlinear local transformation of the 2D lensing and 3D matter and galaxy fields to reduce the non-Gaussianity [1–7]. This procedure is shown to be promising. The nonlinear transformation changes the information distribution in the hierarchical statistics. It makes the cosmic fields close to Gaussian and hence significantly improves the information we can extract from low-order statistics.

Most of these works adopt the logarithmic transformation. Instead we choose a Gaussian transformation, which is defined as a local monotonic transformation to Gaussianize the one-point PDF [1]. Throughout the paper we call the applying of this transformation as *the Gaussianization*. This approach is motivated by the Gaussian copula hypothesis [8]. If this hypothesis is valid, the Gaussianization will make all the statistics Gaussian, besides the one-point PDF.

Through N-body simulations, we quantified the performance of the Gaussianization on 2D lensing field by various measures of non-Gaussianity, such as skewness, kurtosis, the 5th- and 6th-order cumulants as functions of smoothing radius, and bispectrum. We found that the Gaussianization works surprisingly well. It suppresses

the above non-Gaussianity measures by orders of magnitude and effectively reduces them to zero. This implies that in many exercises we can treat the new field as Gaussian. The Gaussianization procedure then transports cosmological information into the power spectrum of the new one. For this reason, theoretical modeling of the weak lensing statistics can be significantly simplified.

However, this does not necessarily mean that the Gaussianization procedure works for real data, in which there are various measurement noises. A prominent one is the shape measurement noise from the random galaxy shapes. Its impact on the Gaussianization can be figured out straightforwardly in two limits. (1) When the shape noise is negligible with respect to the lensing signal, the Gaussianization works pretty well, as shown in paper I. (2) When the shape noise overwhelms the lensing signal, the Gaussianization collapses. Let's look at the case of sufficiently large pixel with $N \gg 1$ galaxies. Due to the central limit theorem, the shape noise distribution approaches to Gaussian, so does the one-point PDF. Hence the Gaussian transformation becomes trivial and the Gaussianization fails.

Hence whether or not the Gaussianization is applicable to lensing surveys is a nontrivial question. To investigate the applicability, we add shape measurement noise to the simulated lensing convergence maps. Following paper I, we then test the performance of the Gaussianization through several measures of non-Gaussianity, including the cumulants up to 6th-order of the smoothed field, and bispectrum.

We find that the performance of the Gaussianization is strongly affected by shape measurement noise. However, if we Wiener filter the lensing maps first and then perform the Gaussianization, it can still work pretty well for DES-like or LSST-like surveys.

Our paper is organized as follows: In §II we briefly introduce the way to construct noisy weak lensing con-

*Electronic address: yuyu22@shao.ac.cn

vergence fields using N-body simulation. Measures of non-Gaussianity, i.e. the measures of the Gaussianization performance in noisy case are presented in §III. To reduce the degradation of the Gaussianization method caused by shape measurement noise, we propose Wiener filter as a remedy and redo the analysis in §IV. In §V we summarize the results and outline the key issues for further investigation.

II. SIMULATED LENSING CONVERGENCE MAPS WITH SHAPE MEASUREMENT NOISE

We refer the readers to paper I (Yu et al. 2011 [1]) and the references therein for weak lensing basics. In the first step, we construct noise-free lensing convergence maps same as paper I. Our N-body simulation was run using the Gadget-2 code [9] adopting the standard Λ CDM cosmology, with $\Omega_m = 0.266$, $\Omega_\Lambda = 1 - \Omega_m$, $\sigma_8 = 0.801$, $h = 0.71$ and $n_s = 0.963$. The output redshifts are specified such that any two adjacent outputs are separated by the box size $L = 300h^{-1}\text{Mpc}$ in comoving distance. More details can be found in [10]. We stack eight randomly shifted and rotated snapshots to comoving distance $2400h^{-1}\text{Mpc}$ to make κ maps. These lensing maps correspond to source galaxy redshift $z_s \approx 1.02$, with map size being $7.64^\circ \times 7.64^\circ$. When analyze these maps, we use 512^2 uniform grids, corresponding to pixel size of $0.9'$. At a typical lens redshift $z_L = 0.5$ of a typical source redshift $z_s = 1$, this corresponds to a size $0.4h^{-1}\text{Mpc}$, well into the nonlinear regime. This pixel size is suitable to investigate the nonlinear and non-Gaussian regime and quantify the performance of Gaussianization. We caution that, the Gaussian transformation is nonlinear and its dependence on pixel size is nontrivial. We leave this issue for future work.

In observation, the lensing convergence map constructed from cosmic shear suffers galaxy shape measurement noise, with rms of $\sigma_N \simeq 0.2/\sqrt{N}$, where N is the mean number of galaxies per pixel. In the limit $N \rightarrow \infty$, the shape noise distribution becomes Gaussian according to the central limit theorem. But for typical lensing surveys such as DES and LSST, $N \sim 10\text{-}40$ and the shape noise may not fully reach a Gaussian distribution. Nevertheless, full investigation of the form that shape noise takes is well outside the scope of this paper. To proceed, we approximate the shape noise as Gaussian white noise here for test of the Gaussianization method. We add two levels of Gaussian white noise into the convergence maps constructed from simulation, which correspond to source galaxy number density of $10/\text{arcmin}^2$ and $40/\text{arcmin}^2$. Hereafter we denote the two cases as case A and case B. The first corresponds to a DES [17] like surveys and the second corresponds to a LSST [18] like surveys. In reality, these surveys not only have different source galaxy number density, but also have different source galaxy redshift distribution and hence have different lensing signal. Since our purpose is to investigate the dependence of the Gaus-

sianization on measurement noise, we neglect the difference in source redshift distribution and fix the lensing signal, but vary the measurement noise. For each noise level, we produce 20 Gaussian white noise maps and add them into convergence maps pixel by pixel. Throughout the paper, we denote the true lensing signal as κ_T , the noise as κ_N and the sum as $\kappa \equiv \kappa_T + \kappa_N$.

For the given pixel size, the corresponding noise rms is ~ 0.07 for case A and ~ 0.035 for case B. The lensing signal rms is ~ 0.02 . Hence for both cases, the noise dominates over the signal and hence significantly changes the one-point PDF and pushes it approaching a Gaussian form. The numerical results of one convergence map with two levels of noise added are presented in the left column of Fig.1. Indeed, for case A, there is almost no visible deviation in the one-point PDF from the Gaussian distribution. For case B, only small deviations can be seen.

III. GAUSSIANIZATION PERFORMANCE ON NOISY MAPS

Here we briefly introduce the Gaussianization we use. Details are given in paper I. The Gaussian transformation $\kappa \rightarrow y$ is defined as follow:

$$\int_{-\infty}^y P_G(y)dy = \int_{-\infty}^{\kappa} P(\kappa)d\kappa, \quad (1)$$

with normalization at zero point:

$$\left. \frac{dy}{d\kappa} \right|_{\kappa=0} = 1. \quad (2)$$

Here by definition $P_G(y) = \exp(-y^2/2\sigma_y^2)/\sqrt{2\pi}\sigma_y$ is the Gaussian PDF and σ_y is the rms dispersion of y . We obtain this transformation numerically for each pixelized simulated map. The normalization coefficient of the $\kappa \rightarrow y$ relation does not influence our measures of non-Gaussianity defined below nor alter the performance of Gaussianization. The particular normalization both in paper I and here (Eq. 2) is chosen such that (1) in the limit that the κ field becomes Gaussian, the Gaussianization transformation becomes an unity transformation and (2) it shares the same unity slope as the logarithmic transformation at $\kappa = 0$. [19]

By definition, the one-point PDF of the y field of the given pixel size is Gaussian. However, this does not necessarily mean that the resulting field y is a multivariate Gaussian random field. For example, if we smooth the field, the one-point PDF of the smoothed field y_S can be non-Gaussian. Following paper I, we will evaluate various non-Gaussianity statistics, such as the cumulants as a function of smoothing scale and the bispectrum. The cumulants K_n ($n = 1, 2, \dots$) are defined by

$$K_3 \equiv \frac{\langle y_S^3 \rangle}{\langle y_S^2 \rangle^{3/2}},$$

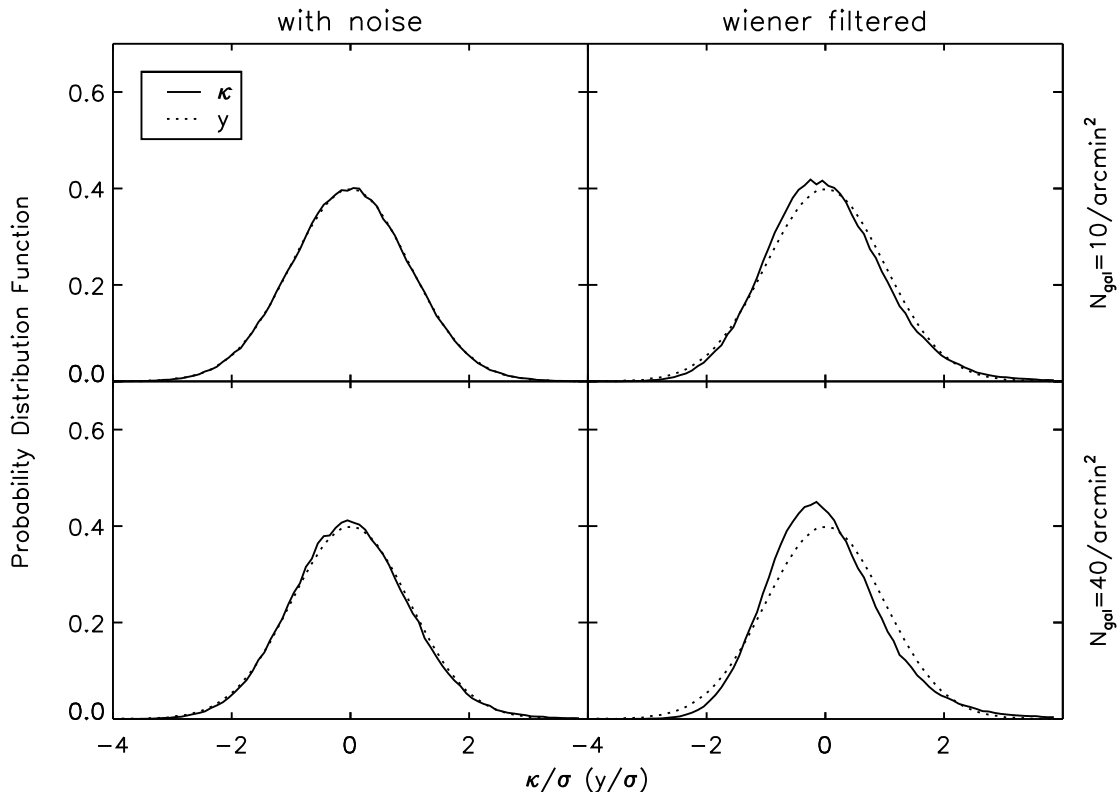


FIG. 1: The left column shows the PDFs of one convergence map we constructed with two levels of noise added. The right column shows the PDFs of the convergence map with noise reduction by Wiener filter. The PDFs of the field after the Gaussianization are also plotted in dotted line, which are just standard Gaussian distribution by definition. From the PDFs we can see that the Gaussian noises of two levels both dominate the distribution. After Wiener filter applied, the non-Gaussianity is recovered to some extent.

$$\begin{aligned}
 K_4 &\equiv \frac{\langle y_S^4 \rangle}{\langle y_S^2 \rangle^2} - 3, \\
 K_5 &\equiv \frac{\langle y_S^5 \rangle}{\langle y_S^2 \rangle^{5/2}} - 10 \frac{\langle y_S^3 \rangle}{\langle y_S^2 \rangle^{3/2}}, \\
 K_6 &\equiv \frac{\langle y_S^6 \rangle}{\langle y_S^2 \rangle^3} - 10 \frac{\langle y_S^3 \rangle^2}{\langle y_S^2 \rangle^3} - 15 \frac{\langle y_S^4 \rangle}{\langle y_S^2 \rangle^2} + 30.
 \end{aligned} \tag{3}$$

The reduced bispectrum is defined by

$$q(\vec{\ell}_1, \vec{\ell}_2, \vec{\ell}_3) = \frac{B(\vec{\ell}_1, \vec{\ell}_2, \vec{\ell}_3)}{[P(\ell_1)P(\ell_2) + \text{cyc.}]^{3/4}}, \tag{4}$$

with $\vec{\ell}_1 + \vec{\ell}_2 + \vec{\ell}_3 = 0$. We express q in the coordinate (l, u, α) , where $l \equiv l_1$, $u \equiv l_2/l_1$ and $\alpha = \arccos(\vec{l}_1 \cdot \vec{l}_2)/l_1 l_2$.

Again, we caution the readers that the definitions of the cumulants and the reduced bispectrum are different from the widely used definitions in large scale structure study. They are designed to be invariant under the transformation $y \rightarrow Ay$, where A is an arbitrary constant. This property is desirable when comparing these non-Gaussianity measures before and after the Gaussianization.

A. The κ - y relation of noisy maps

The Gaussian transformations we obtain are presented in the left panel of Fig.2. For case A, the noise dominates over the signal ($|\kappa_N| \geq |\kappa_T|$) for almost all of the pixels. Since the noise PDF is Gaussian, to a good approximation, we have $y = \kappa$. This is what we see from Fig. 2. On the other hand, visible deviation from $y = \kappa$ can be found at the high κ end, where the lensing signal can dominate over the noise due to its skewed PDF.

For case B, noise is reduced by a factor of 2, so the non-Gaussianity of the PDF is less affected. As a consequence, we find larger deviation from $y = \kappa$.

The Gaussian transformations for 20 realizations converge with each other very well. The convergence is much better than what we found in the previous work, in which the lensing maps are free of noise. This better convergence is also a manifestation of overwhelming shape measurement noise.

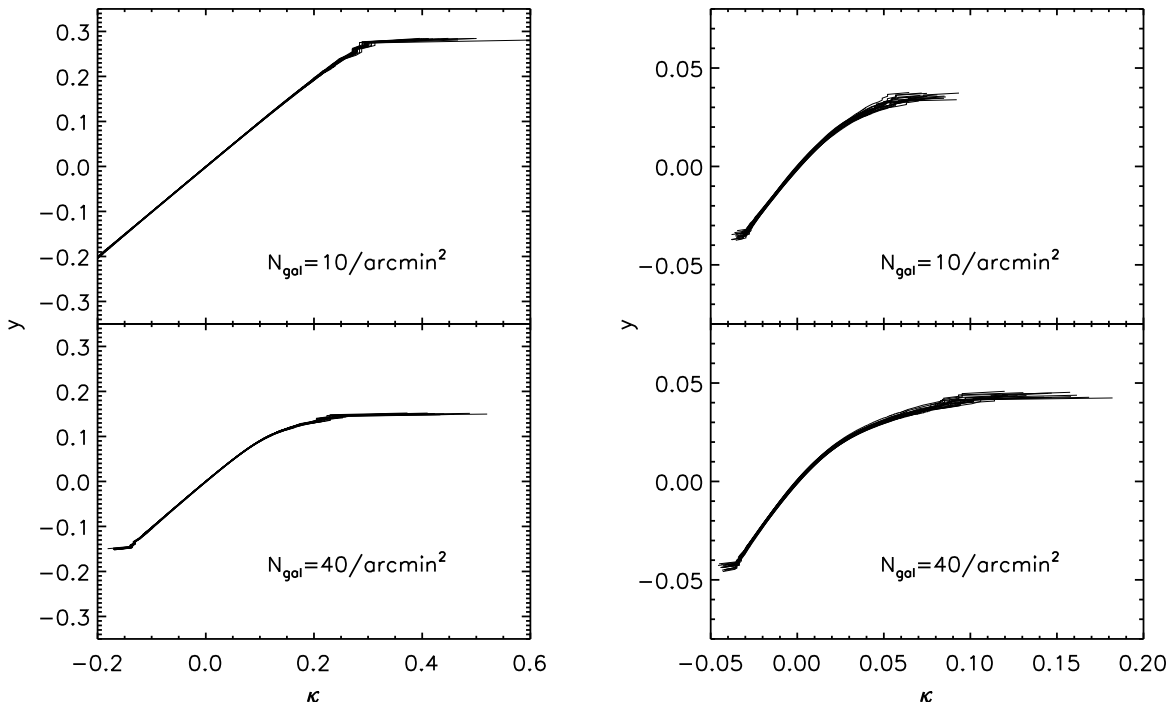


FIG. 2: The left panel shows the Gaussian transformations from the noisy κ to Gaussian y field, for 20 realizations. The right panel shows the result after the noise reduced by Wiener filter. The heavy noise makes the Gaussian transformations be trivial mapping ($y = \kappa$). Only few pixels survive in case A. For the noise reduced case, we can see the effect of Wiener filter from the shape of the Gaussian transformation. The 20 Gaussian transformations converge with each other for noisy maps, and are in reasonable agreement with each other for noise reduced case. The small divergence in the latter case rises from the different normalization factors determined at zero point. Nevertheless, the normalization factor will not influence the non-Gaussianity measures.

B. The cumulants of smoothed noisy maps

The cumulants of the smoothed field $K_n(y_S)$ are non-trivial checks of non-Gaussianity, despite the fact that the cumulants of the unsmoothed field $K_n(y)$ are Gaussian by definition. Smoothing introduces pixel-pixel correlation and gives rise to non-Gaussian y_S cumulants. The results for the cumulants of the smoothed field up to the 6th-order are presented in the left column of Fig.3 & 4 for case A and Fig.5 & 6 for case B. Same as paper I, all results are averaged over 20 realizations and the error bars are the rms dispersions among these realizations. Note that these error bars on different smoothing scales are highly correlated with each other. To highlight the performance of the Gaussianization, $K_n(y_S)/K_n(\kappa_S)$ as functions of smoothing scale are shown in Fig.7.

Contamination of shape measurement noise significantly changes the behavior of the cumulants. (1) since the noise field is Gaussian and the measurement noise often dominates the lensing signal, the cumulants $K_n(\kappa_S)$ are much lower than the corresponding ones in the noise-free case (paper I). (2) Smoothing suppresses the noise more efficiently than the signal, since the power of noise is more concentrated to small scales (e.g. zero-lag). Hence

for sufficiently large smoothing scales, the signal can dominate over the noise and the non-Gaussianity of the signal can show up. This leads to larger K_n for larger smoothing scales for case A. On the other hand, smoothing decreases the non-Gaussianity of the signal. So for the noise-free case in paper I, K_n decreases with the smoothing scale. Case B has a noise level between case A and the noise-free case. The two effects of smoothing compete and cause $K_{4,5,6}$ to increase with the smoothing scale first and then decrease with it.

The heavy shape measurement noise contamination significantly degrades the performance of the Gaussianization. For a shallower lensing survey like DES (case A), the Gaussianization has very limited capability to reduce non-Gaussianity (Fig.3, 4 & 7). As we expect, the Gaussianization works better for case of lower noise. But even for deep surveys like LSST (case B), the Gaussianization can only moderately suppress the non-Gaussianity. It suppresses the skewness by a factor less than 2. Although the situation is better for the higher-order cumulants, the suppression factor is still less than 10 for $K_{4,5,6}$.

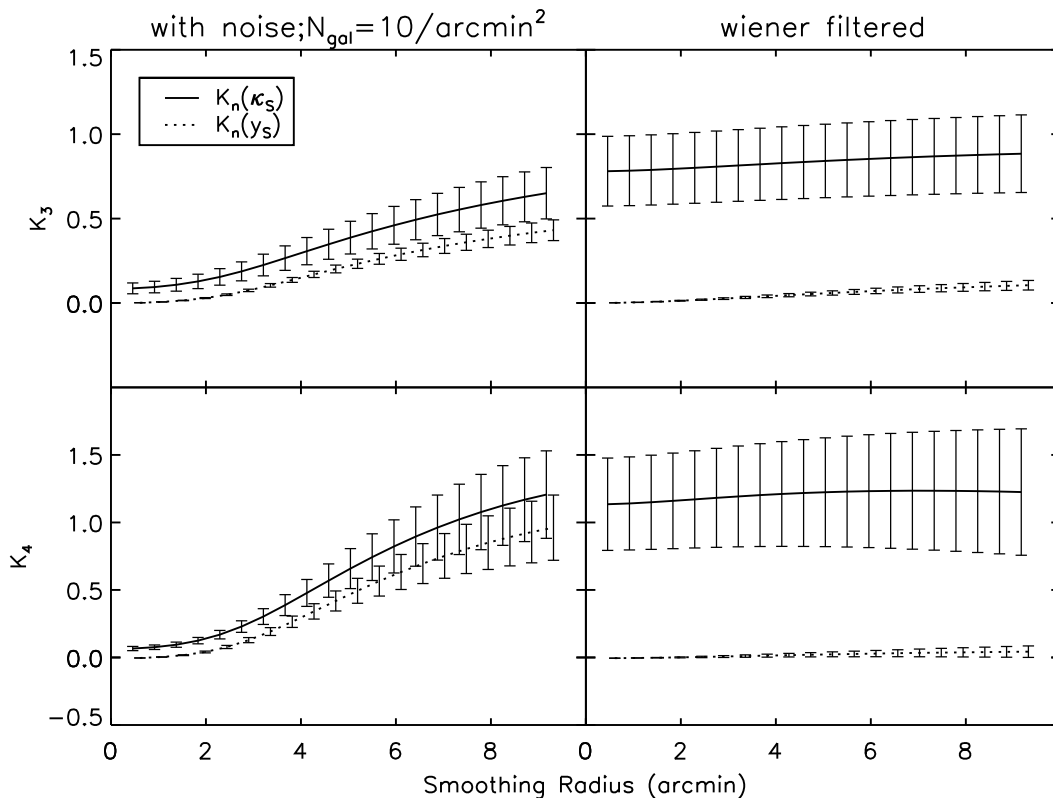


FIG. 3: The ensemble averaged skewness (top) and kurtosis (bottom) of the smoothed noisy (left) and Wiener filtered (right) convergence maps are plotted in solid line, as a function of smoothing scale for case A. The results of the Gaussianized fields are plotted in dotted line with a little horizontal shift for clarity. The errors bars are the rms dispersions among 20 realizations. The Gaussianization cannot reduce the skewness and kurtosis of these noisy maps to acceptable level. However, we find that the Wiener filter is efficient to reduce the shape measurement noise. For the Wiener filtered maps, the Gaussianization can suppress the skewness and kurtosis well towards zero for all the smoothing scales we considered. The statistical errors are quite correlated since K_n at different smoothing scales share much the same cosmic volume and hence much the same cosmic variance and measurement noise.

C. The bispectrum of noisy maps

Another measure of non-Gaussianity is the reduced bispectrum $q(\vec{l}_1, \vec{l}_2, \vec{l}_3) \equiv q(\ell, u, \alpha)$, which vanishes for Gaussian fields. The reduced bispectrum for various configurations are presented in Fig.8. The Gaussianization almost entirely fails to reduce the bispectrum for case A, in which the shape measurement noise dominates. So we only show the results for case B. To better demonstrate the impact of shape noise, we choose the same 9 configurations of $l \in [200, 6000]$ as in paper I. For most configurations of (l, u, α) , q can only be suppressed by the Gaussianization by a small factor. For many configurations, the qs after the Gaussianization deviate significantly from zero, and keep positive. This result differs from the noise-free case in paper I, in which the qs after the Gaussianization are consistent with and scatter about zero. Since bispectrum is an unambiguous measure of non-Gaussianity, these non-zero results show the failure of the Gaussianization. This poor performance of the Gaussianization is consistent with the results in the

previous section on the skewness, which is the bispectrum weighted over all configurations.

IV. GAUSSIANIZATION PERFORMANCE ON WIENER FILTERED MAPS

The way that Gaussianization works is that it relatively down weights large κ pixels (regions) which are mostly responsible for the non-Gaussianity. Hence to improve the performance of Gaussianization for noisy lensing maps, we shall apply a filter to down weight regions of low S/N, so regions of high S/N can be highlighted. In this way the power of Gaussianization can still persist. For this purpose, we will adopt the Wiener filter. The Wiener filter is a filter in Fourier space. But statistically speaking, it has this desirable property to highlight high S/N regions. It is also widely used in astronomy. In particular, it is shown by [11] that Wiener filter can improve the reconstruction of one-point (true) convergence PDF from noisy lensing maps.

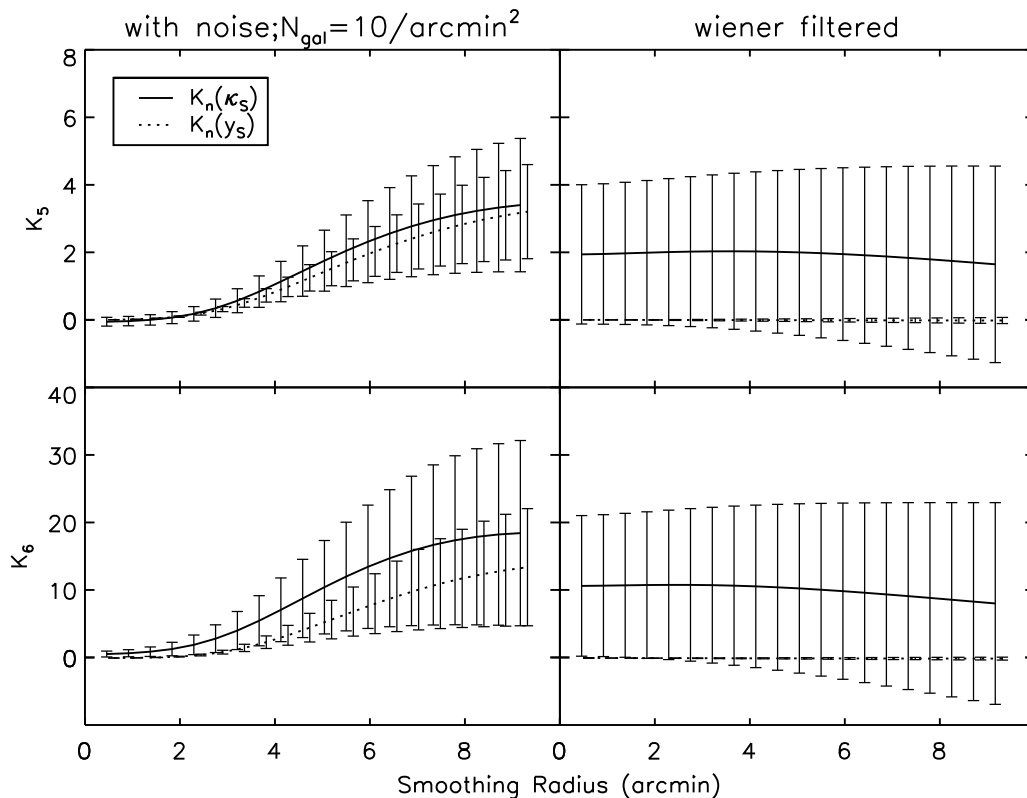


FIG. 4: The ensemble averaged 5th- (top) and 6th- (bottom) order cumulants of the smoothed noisy (left) and noise reduced (right) convergence maps are plotted in solid line, as a function of smoothing scale for case A. The results of the Gaussianized fields are plotted in dotted line with a little horizontal shift for clarity. The correlated errors bars are the rms dispersions among the 20 realizations. The Gaussianization cannot reduce the 5th- and 6th-order cumulants of these noisy maps to acceptable level. When the noise is reduced by Wiener filter, the Gaussianization can suppress the 5th- and 6th-order cumulants well to zero for all the smoothing scales we considered.

A. Wiener filter

In signal processing, Wiener filter is widely used to reduce the amount of noise presenting in a signal by comparison with an estimation of the desired noiseless signal. For simplicity, we briefly review the Wiener filter in 1D space. Assumed that the corrupted signal is $\hat{s}(x) = s(x) + n(x)$, in which $s(x)$ is the original signal and $n(x)$ is the noise. We can convolve $\hat{s}(x)$ with a filter $h(x)$ to reconstruct the signal $s(x)$. The reconstruction error has a dispersion

$$E(H(k)) = \int dk |H(k)[S(k) + N(k)] - S(k)|^2 \quad (5)$$

in which $H(k)$, $S(k)$, $N(k)$ are the Fourier transforms of $h(x)$, $s(x)$ and $n(x)$ respectively. The Wiener filter is the one to minimize E ,

$$H(k) = \frac{|S(k)|^2}{|S(k)|^2 + |N(k)|^2}. \quad (6)$$

At scales where the signal dominates over the noise, the filter is close to 1, while at scales where the noise dom-

inates over the signal, the filter is close to 0. This is a desirable property for our purpose.

In our application, the $|S(k)|^2$ term in the Wiener filter is the power spectrum of κ field $P(\ell) = \langle |\kappa(\vec{\ell})|^2 \rangle$. The $|N(k)|^2$ term is the Gaussian white shape noise power spectrum, which does not vary with scale.

We will basically redo the analysis in Sec.III, for noise reduced maps by the Wiener filter Eq.6. Since in observation, the noise power spectrum will not be known exactly, we also test the Wiener filtering in which the noise power spectrum is overestimated or underestimated by a factor of 2 for case B. We may expect that the noise power spectrum estimated in a real survey would fall somewhere between the two extreme cases.

The PDFs of Wiener filtered convergence maps are presented in the right column of Fig.1. Compared to the unfiltered maps in the left column, Wiener filter indeed recovers the lensing signal to some extent and as a consequence, the PDFs are now visibly non-Gaussian, even for case A, which has larger measurement noise. Nevertheless, the Wiener filter significantly improve the PDF recovery. Later we will show the gain of non-Gaussianity of the maps. But compared to the strong

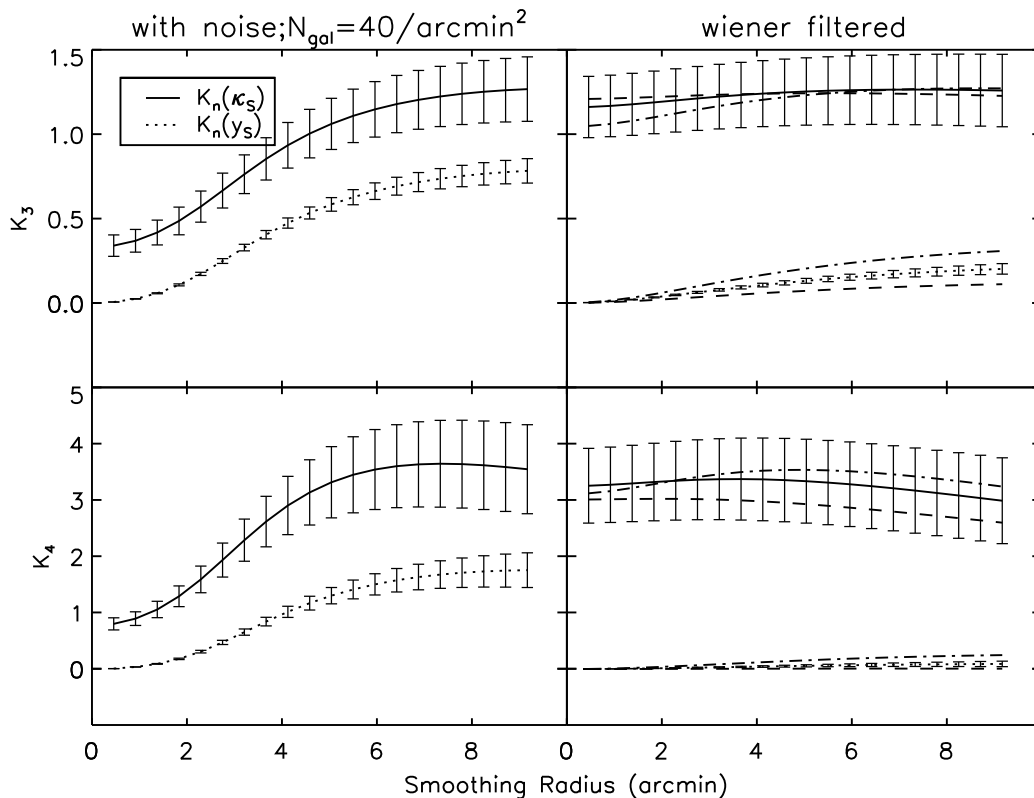


FIG. 5: The ensemble averaged skewness (top) and kurtosis (bottom) of the smoothed noisy (left) and noise reduced (right) convergence maps are plotted in solid line, as a function of smoothing scale for case B. The results of the Gaussianized fields are plotted in dotted line. The correlated errors bars are the rms dispersions among the 20 realizations. The Gaussianization cannot reduce the skewness and kurtosis of these noisy maps to acceptable level. When the noise is reduced by Wiener filter, the Gaussianization can suppress the kurtosis well towards zero for all the smoothing scales we considered. But for the skewness, we still see residual non-Gaussianity. The results for an inaccurate noise spectrum estimation used in Wiener filtering are presented in dashed and dot-dashed line. A factor of 2 overestimation or underestimation does not change the Gaussianization performance much.

non-Gaussianity existed in the noise-free case, it is obvious that the Wiener filter can not recover the field too much. For case A, the PDF is still close to Gaussian distribution. The recovery effect is more obvious for case B.

B. The κ - y relation of noise reduced maps

The Gaussian transformations for the noise reduced convergence maps are presented in the right panel of Fig.2. Compared to the left panel, the shape of the transformation $\kappa \rightarrow y$ apparently changes. The turning points between the straight line $y = \kappa$, which represents the dominance of Gaussian noise, and the high κ end, where the Gaussianization takes effect, shift towards low κ value. Though the reduced noise still makes the Gaussian transformation a trivial mapping for the low κ value pixels, pixels with higher κ persist through the noise thanks to the filtering, and thus the Gaussianization method will have effects on these high κ value pixels.

The 20 Gaussian transformations after noise reduction are in reasonable agreement with each other for both case A and B. The small divergence in this noise reduced case rises from the different normalization factors determined at zero point. Nevertheless, the normalization factor will not influence the non-Gaussianity measures.

C. The cumulants of noise reduced maps

The cumulants $K_{3,4,5,6}$ for the noise reduced case are presented in the right column of Fig.3 & 4 for case A and Fig.5 & 6 for case B. The solid lines are for the filtered convergence maps prior to the Gaussianization $K_n(\kappa_S^{WF})$, while the dotted lines for afterwards $K_n(y_S^{WF})$, in which superscript WF means that the noise is reduced by Wiener filter. All the results are averaged over 20 realizations and the error bars are the rms dispersions. The ratios of the cumulants $K_n(y_S^{WF})/K_n(\kappa_S^{WF})$ are presented in the right column of Fig.7.

The maps with noise reduction have more skewness

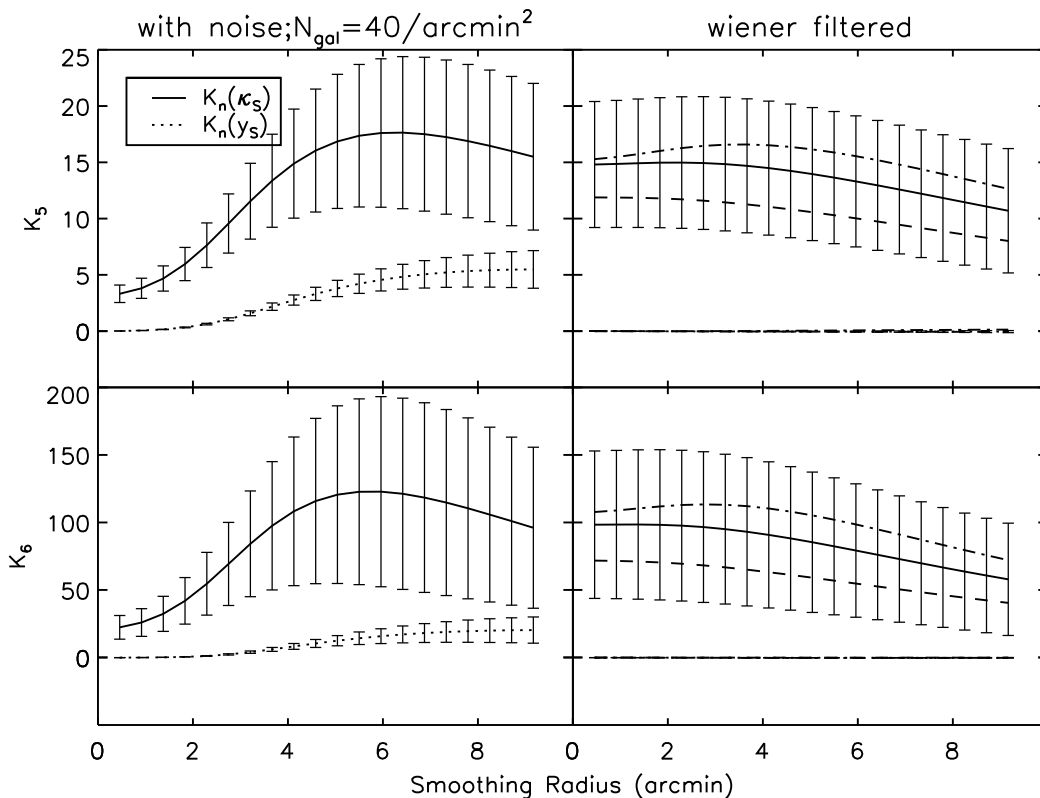


FIG. 6: The ensemble averaged 5th- (top) and 6th- (bottom) order cumulants of the smoothed noisy (left) and noise reduced (right) convergence maps are plotted in solid line, as a function of smoothing scale for case B. The results of the Gaussianized fields are plotted in dotted line. The correlated errors bars are the rms dispersions among the 20 realizations. The Gaussianization cannot reduce the 5th- and 6th-order cumulants of these noisy maps to acceptable level. When the noise is reduced by Wiener filter, the Gaussianization can suppress the 5th- and 6th-order cumulants well to zero for all the smoothing scales we considered. The results for an inaccurate noise spectrum estimation used in Wiener filtering are presented in dashed and dot-dashed line. A factor of 2 overestimation or underestimation does not change the Gaussianization performance much.

than the case without noise reduction (left column), and have less skewness than the noise-free case in the former work, which is just as we can expect from the PDF result. On large smoothing scales, the recovery of the non-Gaussianity due to the smoothing out of the noise, and the reduction of the non-Gaussianity due to the smoothing of the signal, seem to just cancel each other for case A, leading to approximately constant skewness. Similar results also occur for $K_{4,5,6}$. In case B, for $K_{4,5,6}$ on large smoothing scales, the reduction effect dominates over the recovery effect. We can see the cumulants keep constant first on small smoothing scales due to the equilibrium of the two opposite effects, and decrease on large smoothing scales due to the overwhelming reduction effect.

For both case A and B, for all order cumulants we considered, the Gaussianization works much better than the case without noise reduction. But we still see non-zero skewness on the largest smoothing scale. The kurtosis, 5th- and 6th-order cumulants of the Gaussianized maps are well consistent with zero within errors. The Gaussianization also reduce the variance among different realizations.

We can quantify the performance of the Gaussianization in the right column of Fig.7. For both case A and B, the Gaussianization can suppress the skewness a factor of 5 on the largest smoothing scale, and better (more than 10) in higher-order cumulants. The Gaussianization has much better performance on the Wiener filtered case as we expected, since the Wiener filter reduces the noise and recovers the signal to some extent, and the Gaussianization has effect on more pixels that dominated by the non-Gaussian signal.

D. The bispectrum of noise reduced maps

The reduced bispectrum of noise reduced maps for various configurations are presented in Fig.9, where the solid lines are for the noise reduced fields $q(\kappa^{\text{WF}})$ and dotted lines are for the corresponding $q(y^{\text{WF}})$ fields. The results are averaged over the 20 realizations and the error bars are the rms dispersions within them. We show the bispectrum on the same 9 configurations as the qs in the last section and in the former work. For most configu-

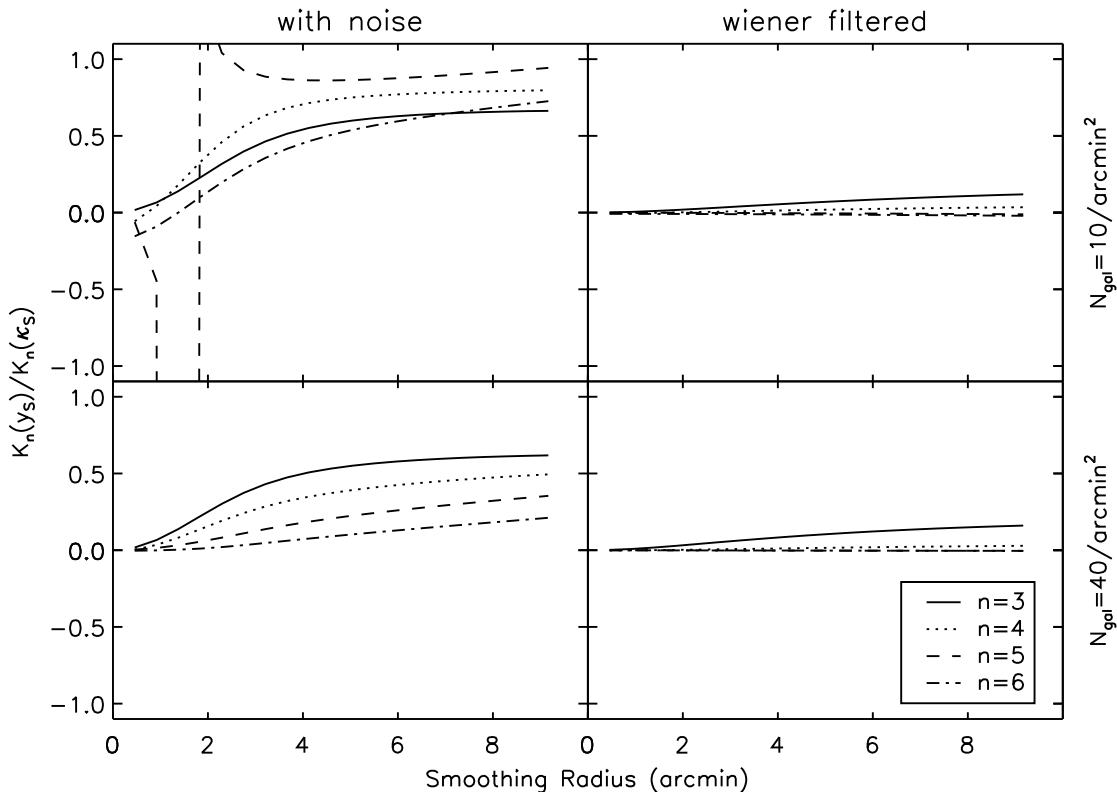


FIG. 7: The ratios of the n th-order cumulants of the smoothed noisy (left) and noise reduced (right) convergence maps prior to the Gaussianization to afterwards, as functions of smoothing scale, for case A (top) and B (bottom). The Gaussianization can only suppress a factor of 2 for the skewness of a noisy map, and a little more or less for higher order cumulants. When the noise is reduced by Wiener filter, the Gaussianization can suppress a factor of 5 for the skewness of a noisy map, and more than 10 for higher order cumulants.

rations of (l, u, α) , $q(\kappa^{\text{WF}})$ s prior to the Gaussianization has larger values than the results in the previous section, due to the recovery of non-Gaussianity by the Wiener filter. We can see that after the noise reduction, for many configurations q_s can be significantly suppressed by the Gaussianization, and the $q(y^{\text{WF}})$ s are consistent with zero within error bars. These results show effectiveness of the Gaussianization after the noise reduction by the Wiener filter. This conclusion is consistent with the findings in the previous section on the skewness.

Since q describes the non-Gaussianity of individual configuration, to some extent it is a more sensitive measure of the performance of the Gaussianization than skewness. We find robust evidence for residual non-Gaussianity in some configurations of the bispectrum (e.g. some configurations with large α in Fig. 9). This means that the non-Gaussianity and pixel correlation is also not completely removed by the Gaussianization, same as the situation in the former work. A direct implication is that the Wiener filter can not fully recover the copula of the convergence field. Another source is the small deviation from Gaussian copula of the noise-free convergence field as we found in paper I [1].

E. Inaccurate noise estimation in Wiener filter

We test whether a precisely known noise power spectrum is crucial in Wiener filtering. We mimic uncertainties in noise power spectrum determination by artificially multiplying the correct noise power spectrum by a factor of 2 or 1/2. The results are presented in the dashed line and dot-dashed line in Fig.5, 6 & 9 for case B. The Gaussianization is indeed affected by uncertainties in the noise power spectrum determination. However, even for a pretty large overestimation or underestimation of a factor of 2, the Gaussianization remains efficient. This behavior is more or less what we expect. The Wiener filter works for the Gaussianization since it approaches one where signal overwhelms noise and approaches zero where noise overwhelms signal. A wrong noise power spectrum does not alter this crucial property. It only affects the transition region where signal is comparable to noise. As long as the noise estimation is reasonably good, the Wiener filter would be robust to improve the Gaussianization performance.

Furthermore, we notice an interesting fact, that an inaccurate estimation of noise spectrum used in Wiener filter may improve the performance of Gaussianization.

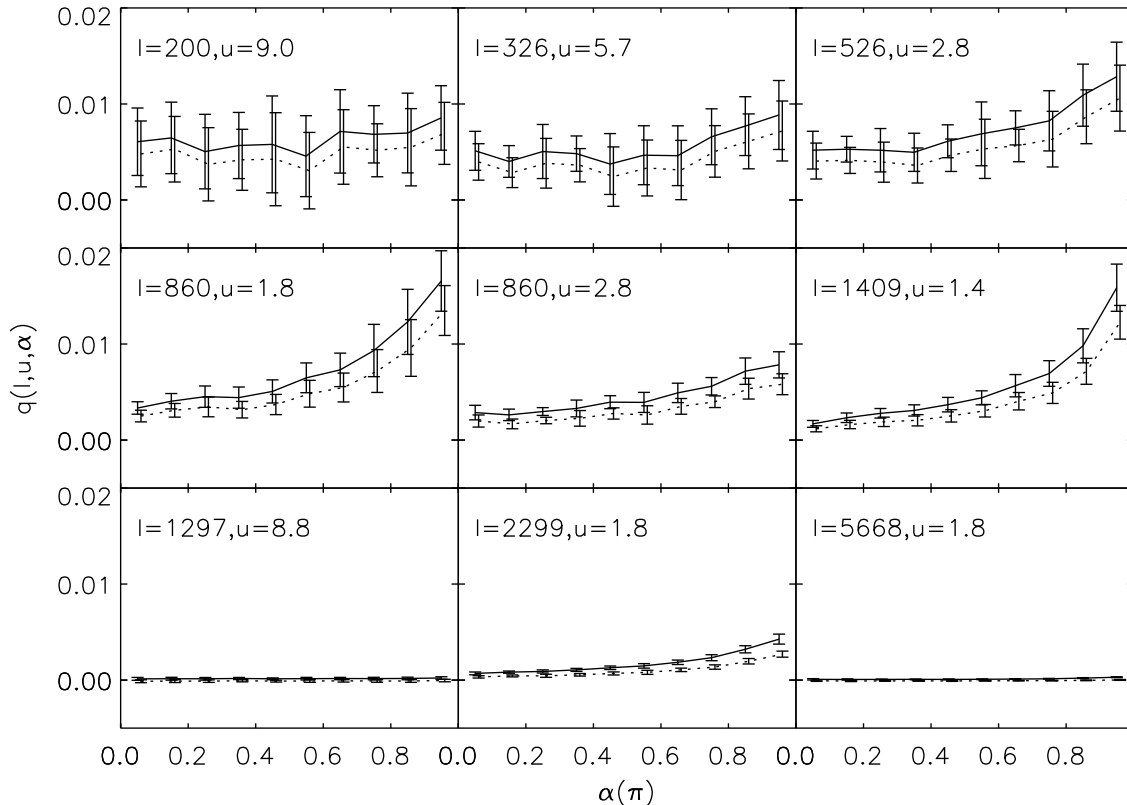


FIG. 8: The ensemble averaged reduced bispectrum $q(\ell, u, \alpha)$ of the noisy convergence maps for case B on the same 9 configurations as the previous work. The qs prior to the Gaussianization are presented in solid line, while the afterwards in dotted line with a horizontal shift for clarity. The error bars are the rms dispersions over 20 respective maps. The Gaussianization can only suppress the bispectrum by a small factor, and large amount of non-Gaussianity still remains in bispectrum of the new field.

This implies that Wiener filter may not be the optimal filter to improve the Gaussianization. This issue should be further investigated.

V. DISCUSSIONS AND CONCLUSIONS

We have demonstrated that the Gaussianization method we proposed in the former work fails when Gaussian shape noise is added into the convergence maps. We quantify the performance of the Gaussianization by various measures of the non-Gaussianity, such as skewness, kurtosis, the 5th- and 6th-order cumulants of the smoothed fields, and the bispectrum. We found that the Gaussianization can only suppress the skewness by a factor less than 2, and more or less for higher-order cumulants for different noise levels. This implies that we can not treat the resulting y field as Gaussian, since higher-order statistics are still large due to the noise corruption.

We propose the Wiener filter to improve the performance of the Gaussianization for the real noise existing case. We find that the Gaussianization works well on

the Wiener filtered convergence maps. We also find that the performance is pretty robust against uncertainties in determining the noise power spectrum in the Wiener filtering. So an accurate determination of the noise power spectrum is not crucial in applying the Wiener filter and the Gaussianization to observational data. This insensitivity improves the applicability of the Gaussianization to real data. The Gaussianization procedure can transport cosmological information in higher-order statistics of noisy lensing fields into the power spectrum of y . For this reason, analyzing weak lensing statistics can be significantly simplified. Nevertheless, measurement noise causes irreducible corruption in the Gaussianization performance, comparing to the noise-free case.

Due to the lack of fully independent realizations, finite box size and limited number of particles of the simulation, our findings are inevitably affected by numerical issues such as cosmic variance, mass and force resolution, shot noise and aliasing effect [12]. We do not expect that any of these factors will alter the major conclusion on the failure of Gaussian transformation due to the heavy noise and the success after the noise reduction by the Wiener

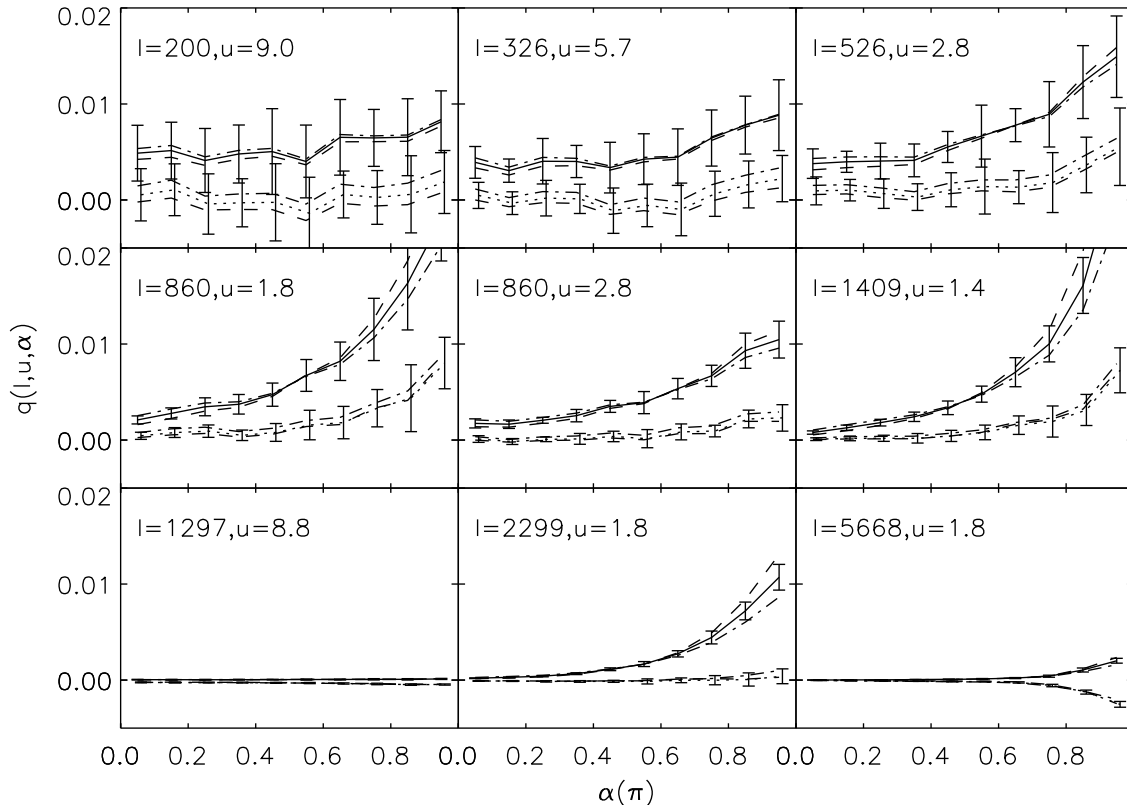


FIG. 9: The ensemble averaged reduced bispectrum $q(\ell, u, \alpha)$ of the noise reduced convergence maps for case B, on the same 9 configurations. The qs prior to the Gaussianization are presented in solid line and the afterwards in dotted line with a horizontal shift for clarity. The error bars are the rms dispersions over 20 respective maps. The recovery effect of Wiener filter results in larger value in bispectrum. The Gaussianization after noise reduction can suppress the bispectrum more, and on many configurations the bispectrum afterwards is consistent to zero within error bars. But there still exists some amount of non-Gaussianity on small scale configurations. The results for an inaccurate noise power spectrum estimation used in Wiener filtering are presented in dashed and dot-dashed line, for cases of a factor of 2 overestimation or underestimation in the noise power spectrum. The results show that, even for these likely extreme cases, the Gaussianization performance remains impressive.

filter. These numerical issues could in particular have larger impact on the residual non-Gaussianity, which itself is weak and relatively hard to measure accurately. However, it is very unlikely that the detected residual non-Gaussianity can be canceled exactly. In this sense, the detection of the residual non-Gaussianity is robust, although we need many more simulations to measure the amplitude to high precision.

A number of works have addressed extra complexities in Gaussianization. Neyrinck et al. 2010 [3] checked the effect of the logarithmic transformation and Gaussian transformation, on galaxy density field. They found that, although due to the presence of discreteness noise the galaxy density field cannot be fully Gaussianized, both transformations still dramatically reduce nonlinearities in the power spectra of cosmological matter and galaxy density fields. But the transformations do increase the effective shot noise. Neyrinck 2011 [4] studied the sensitivity of five cosmological parameters constraint to the

Gaussianized power spectra by logarithmic transformation and the Gaussian transformation. He found the power spectrum of the log-density provides the tightest cosmological parameter error bars in all five parameters tested. From our studies, we found that both the noise-free case and the noisy case, the Gaussian transformation apparently deviate from logarithmic transformation. Although the logarithmic transformation will not produce a perfect Gaussian random field, there is no free parameter in the transformation. Thus the information will not loss into the freedom of the transformation form, and theoretical prediction can be done, such as [13].

Joachimi et al. 2011 [5] employed an extension form of logarithmic transformation, Box-Cox transformations $\tilde{\kappa}(\lambda, a) = [(\kappa + a)^\lambda - 1]/\lambda$, with two free parameters ($\lambda \neq 0, a$) to Gaussianize ideal weak lensing convergence field. (Box-Cox transformation reduces to logarithmic transformation when $\lambda = 0$.) Optimized Box-Cox transformation is determined by fitting to Gaussian transfor-

mation through the free parameters. They developed analytical models for the transformed power spectrum, including effects of noise and smoothing, and found that optimized Box-Cox transformation performs better than an offset logarithmic transformation in Gaussianizing the convergence, but none of them is capable of eliminating correlations of the power spectra between different angular frequencies. When they add a realistic level of shape noise, all the transformations perform poorly with little decorrelation of angular frequencies, and arc-tangent logarithmic transformation, which approximate a straight line near zero point, was proposed to deal with the shape noise situation.

Carron 2011 [14] shows a peculiarity of fields with heavy tails: the hierarchical statistics (N point functions) do not specify entirely the distribution. Thus the cosmological information is not only pushed towards higher-order statistics due to the nonlinear evolution, but can become inaccessible through the extraction of the full series of moments of the field. His more recent work [15] shows that the entire hierarchy of moments quickly ceases to provide a complete description of the convergence 1-point PDF when leaving the linear regime. However a simple logarithmic mapping makes the moment hierarchy well suited again for parameter extraction. Carron 2012 [16] shows that the power spectrum of the log-density field carries more information than the power spectrum of the field when entering the non-linear regime. These works indicate that the logarithmic transformation and the Gaussianization method may work beyond simply propagating cosmological information in moment hierarchy and support the application of these methods in data analysis and cosmology.

Nevertheless, there are many key issues to be explored in future study. An incomplete list includes the following.

- The applicability to real data. Although in this work we consider a more realistic case than the former work, it is still different from the real observation. The application is complicated by various measurement errors in real data. As long as the pixel size is sufficiently large, the central limit theorem drives its distribution to be Gaussian. Since the Gaussianization that we have proposed is non-

linear, it will render this Gaussian noise into a non-Gaussian one. The Wiener filter could make the situation more complicate. Even worse, the same non-linear transformation and the Wiener filter could mix the lensing signal and measurement noise.

- The residual non-Gaussianity. The proposed Gaussianization works expectedly worse in noisy case and the Wiener filter works surprisingly well to deal with the noise, but it does not perfectly produce a Gaussian random field. The residual non-Gaussianity we have detected is weak and is unlikely to carry a significant amount of cosmological information. Nevertheless, it may be still worth investigating the cosmological information carried by the residual non-Gaussianities.
- Other method dealing with noise corruption. The Gaussianization we proposed fails due to the noise corruption, and succeed in the noise-free case. The results of the Wiener filter set in somewhere between. There may exist some other appropriate tool dealing with the noise corruption and meanwhile keeps the effectiveness of the Gaussianization.

Acknowledgment

P.J.Z. thanks the support of the national science foundation of China (grant No. 10821302, 10973027 & 11025316), the CAS/SAFEA International Partnership Program for Creative Research Teams (KJCX2-YW-T23) and the 973 program grant No. 2009CB24901. W.P.L. acknowledges the supports of the Chinese National 863 project (No. 2006AA01A125), NSFC project (10873027, 10821302), and the Knowledge Innovation Program of the Chinese Academy of Sciences (grant KJCX2-YW-T05). W.G.C. acknowledges a fellowship from the European Commission's Framework Programme 7, through the Marie Curie Initial Training Network CosmoComp (PITN-GA-2009-238356). James N. Fry thanks Shanghai astronomical observatory for the hospitality.

-
- [1] Yu Yu, Pengjie Zhang, Weipeng Lin, Weiguang Cui, James N.Fry, *Phys. Rev. D*, 84, 023523 (2011)
 - [2] Mark C. Neyrinck, Istvn Szapudi, Alexander S. Szalay, *Astrophys. J. Let.* 698, L90-L93 (2009)
 - [3] Mark C. Neyrinck, Istvn Szapudi, Alexander S. Szalay, *Astrophys. J.* 731, 116 (2011)
 - [4] Mark C. Neyrinck, *Astrophys. J.* 742, 91 (2011)
 - [5] B. Joachimi, A.N. Taylor and A. Kiessling, *MNRAS*, 418, 145 (2011)
 - [6] Hee-Jong Seo, Masanori Sato, Scott Dodelson, Bhuvnesh Jain, and Masahiro Takada, *Astrophys. J.* 729, L11 (2011).
 - [7] Hee-Jong Seo, Masanori Sato, Masahiro Takada, Scott Dodelson [arXiv:1109.5639]
 - [8] Robert J. Scherrer, Andreas A. Berlind, Qingqing Mao, Cameron K. McBride, *Astrophys. J. Let.* 708, L9-L13 (2010)
 - [9] V. Springel. *MNRAS*, 364, 1105 (2005)
 - [10] Weiguang Cui, Pengjie Zhang, Xiaohu Yang. *Phys. Rev. D*, 81, 103528 (2010)
 - [11] Tongjie Zhang, Ue-li Pen, *Astrophys. J.* 635, 821 (2005)
 - [12] Y.P. Jing, *Astrophys. J.* 620, 559 (2005)
 - [13] X. Wang, M. Neyrinck, I. Szapudi, A. Szalay, X. Chen, J. Lesgourgues, A. Riotta, M. Sloth, *Astrophys. J.* 735,

32 (2011)

- [14] J. Carron, *Astrophys. J.* 738, 86 (2011)
- [15] J. Carron, [arXiv:1201.1000] (2012)
- [16] J. Carron, M. Neyrinck, [arXiv:1201.1444] (2012)
- [17] Dark Energy Survey, <http://www.darkenergysurvey.org>
- [18] Large Synoptic Survey Telescope, <http://www.lsst.org>
- [19] We get transformation κ to y with unity y variance first, and estimate the slope at $\kappa = 0$ by two nearby points. The normalization coefficient is just the inverse of the slope, which makes the transformation normalized but the variance of y non-unity.