

Two-photon Compton process in pulsed intense laser fields

Daniel Seipt* and Burkhard Kämpfer†

Helmholtz-Zentrum Dresden-Rossendorf, POB 51 01 19, 01314 Dresden, Germany

Based on strong-field QED in the Furry picture we use the Dirac-Volkov propagator to derive a compact expression for the differential emission probability of the two-photon Compton process in a pulsed intense laser field. The relation of real and virtual intermediate states is discussed, and the natural regularization of the on-shell contributions due to the finite laser pulse is highlighted. The inclusive two-photon spectrum is two orders of magnitude stronger than expected from a perturbative estimate.

PACS numbers: 12.20.Ds, 32.80.Wr, 41.60.-m

Recently, experiments on two-photon emission by electrons in an intense laser field have been proposed [1, 2]. The motivation of such experiments is seen in [1, 3] in an attempt to verify the Unruh radiation [4, 5] which is related to the physical vacuum experienced by accelerated observers in a flat space-time and manifests as the emission of entangled photon pairs off accelerated charges. The relation between the QED two-photon Compton process and Unruh radiation has been analyzed further in [6]. As the intensity of the Unruh radiation increases with the acceleration [7], e.g. caused by a strong electromagnetic field, one is naturally lead to think on strong laser fields as driving force. High field strengths are nowadays achieved by the temporal compression of laser pulses to a few femtoseconds. The temporal structure of the laser pulse has a strong impact on the nonlinear Compton spectrum [8] (hereafter termed one-photon Compton scattering) and its cross channels [9, 10].

The theoretical description of the two-photon Compton process (also termed double Compton scattering) in the perturbative (weak-field) regime had been accomplished first in [11, 12] and was verified experimentally soon afterwards [13]; for a more recent experiment cf. [14].

In second-order strong-field processes (e.g. [15–18]), intermediate particles can become real (i.e. go on their mass shell) due to the presence of the background field. The on-shell contributions have been discussed [19, 20] as Oleinik resonance singularities. The relation of the on- and off-shell processes in the case of a photon propagator has been analyzed recently in [18, 21] for the trident pair production with respect to the interpretation of the

SLAC E-144 data [22].

In this paper, we provide a complete description of the nonperturbative two-photon Compton process in a pulsed intense laser field. We show the significant modification of the two-photon Compton process by short laser pulses when compared to infinite plane-wave fields considered previously [15]. For the first time, an exact description of this process involving a temporally shaped laser-dressed Dirac-Volkov propagator within the Furry picture is given. We calculate the photon pair emission probability and compare it to the one-photon Compton probability, finding a substantially increased two-photon yield in short intense laser pulses as compared to perturbative estimates.

The Feynman diagrams in Fig. 1 correspond to the S matrix

$$S = -ie^2 \int d^4x d^4y \bar{\Psi}_{p'}(y) \not{\epsilon}_2^* \frac{e^{ik_2 \cdot y}}{\sqrt{2\omega_2}} \mathcal{G}(y, x) \not{\epsilon}_1^* \frac{e^{ik_1 \cdot x}}{\sqrt{2\omega_1}} \Psi_p(x) + (1 \leftrightarrow 2), \quad (1)$$

where $(1 \leftrightarrow 2)$ means exchange of photons 1 and 2 accounting for the symmetrization of the two-photon wave function. Ψ_p ($\bar{\Psi}_{p'}$) is the Volkov wave function for an electron in the entrance (exit) channel with momentum p (p'), and $\mathcal{G}(y, x)$ denotes the dressed electron propagator [23], k_i (ϵ_i) stand for the four-momenta (four-polarizations) of the emitted photons. A dot, e.g. in $k_1 \cdot x$, denotes the scalar product of four-vectors, and $\not{\epsilon}_i = \gamma \cdot \epsilon_i$.

We describe a linearly polarized laser pulse by the four-potential $A_\mu = E_0 \epsilon_\mu a(\phi)/\omega$ with polarization four-vector $\epsilon^\mu = (0, 1, 0, 0)$ and four-momentum $k^\mu = (\omega, 0, 0, -\omega)$ with $\epsilon \cdot k = 0$, phase $\phi = k \cdot x$, $a(\phi) = g(\phi) \cos \phi$ and temporal envelope function $g(\phi)$ which vanishes as $|\phi| \rightarrow \infty$. The nonlinearity parameter is $a_0 = eE_0/m\omega$ with laser frequency ω , electron mass m , charge e , and peak electric field E_0 . The perturbative regime corresponds to $a_0 \ll 1$.

Both, $\Psi_p(x)$ and $\mathcal{G}(x, y)$, depend on the Volkov matrix functions $E_p(x) = \Gamma_p(\phi) \exp\{-ip \cdot x - if_p(\phi)\}$ with

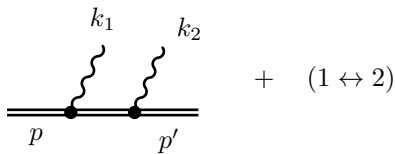


FIG. 1: Feynman diagrams for the two-photon Compton process, where two photons (wavy lines) are emitted. The double lines representing laser dressed Volkov in and out states and the Dirac Volkov propagator between the two vertices, respectively.

$\Gamma_p = 1 + e\mathbf{k} \cdot \mathbf{A}/(2k \cdot p)$ and the nonlinear phase

$$f_p(\phi) = \alpha_p \int_0^\phi d\phi' a(\phi') + \beta_p \int_0^\phi d\phi' a^2(\phi') \quad (2)$$

with coefficients $\alpha_p = ma_0(p \cdot \epsilon)/(p \cdot k)$ and $\beta_p = m^2 a_0^2/(2p \cdot k)$. We employ light cone coordinates with $p_\pm = p^0 \pm p^3$, $\mathbf{p}_\perp = (p^1, p^2)$ and $\mathbf{p} = (p_+, \mathbf{p}_\perp)$ such that k_- is the only non-vanishing component of the laser four-momentum with $\phi = k_- x_+/2$ and $d^4x = k_-^{-1} d\phi dx_- d\mathbf{x}_\perp$.

The integrations over the transverse and $-$ components provide momentum conserving delta distributions, such that the S matrix (1) becomes

$$S = \frac{-i\pi^2 e^2 \delta^3(\mathbf{p}' + \mathbf{k}_1 + \mathbf{k}_2 - \mathbf{p})}{\sqrt{\omega_1 \omega_2 (k \cdot p)(k \cdot p')}} \int d\ell d\phi d\psi \times e^{i(s-\ell)\phi - if_{P_1}(\phi) + if_{p'}(\phi)} e^{i\ell\psi - if_p(\psi) + if_{P_1}(\psi)} \times \bar{u}_{p'} \bar{\Gamma}_{p'}(\phi) \not{\epsilon}_2^* \Gamma_{P_1}(\phi) \frac{\not{P}_1 + \not{\ell} \not{k} + m}{(P_1 + \ell k)^2 - m^2 + i\varepsilon} \times \bar{\Gamma}_{P_1}(\psi) \not{\epsilon}_1^* \Gamma_p(\psi) u_p + (1 \leftrightarrow 2), \quad (3)$$

with $P_1 = p - k_1$ and $s = (p'_- + k_{1-} + k_{2-} - p_-)/k_- > 0$. For certain pulse profiles a part of the non-linear phases f_p referring to the ponderomotive energy might be rewritten to generate explicitly a mass contribution in the denominator, leading to the familiar form of the propagator with a mass-shift $\Delta m^2 = m^2 a_0^2/2$ in infinite plane waves, e.g. in [15]. For our purposes, (3) is more suitable. The variables s and ℓ are continuous analogues to the number of exchanged photons. The integral over ℓ in (3) accumulates all possible paths the system may take. It can be evaluated analytically by the contour integration technique: The integrand has a single pole at $\ell = \ell_1 - i\varepsilon'$ with $\ell_1 = (m^2 - P_1^2)/2k \cdot P_1$ and $\varepsilon' = \varepsilon \text{sign}(P_{1+})$. To safely apply the residue theorem, one has to transform the integrand according to $\ell/(\ell - \ell_1 + i\varepsilon') \rightarrow 1 + \ell_1/(\ell - \ell_1 + i\varepsilon')$ such that the nontrivial part goes to zero as $\ell \rightarrow \infty$. The result of this procedure,

$$\int_{-\infty}^{\infty} d\ell \frac{(\not{P}_1 + \not{\ell} \not{k} + m) e^{-i\ell(\phi - \psi)}}{\ell - \ell_1 + i\varepsilon'} = 2\pi \delta(\phi - \psi) \not{k} - 2\pi i \theta(\phi - \psi) e^{-i(\ell_1 - i\varepsilon')(\phi - \psi)} (\not{P}_1 + \not{\ell}_1 \not{k} + m), \quad (4)$$

takes the structure of a fermion propagator in light-front form [24] due to the integration over the light-cone component k_- . In the second line of (4) a time ordering (in the laser phase) is introduced in the sense that the emission at the second vertex has to happen at a later time than the emission at the first vertex by means of the step function $\theta(\phi - \psi)$. The quantity ℓ_1 controls the amount of momentum $\ell_1 k$ transferred to the electron such that the propagator momentum is on its mass shell, i.e. $(P_1 + \ell_1 k)^2 = m^2$. Additionally (4) includes a part $\propto \delta(\phi - \psi)$ where both photons are emitted simultaneously. This "instantaneous propagator", which is also

known as light-front zero-mode propagator, is specific to the fermion propagator and does not appear in the analysis of the trident process [21] with the photon propagator. The propagator pole in (4) always lies below the real axis due to momentum conservation. In particular, we have $p'_+ = P_{1+} - k_{2+} > 0$ with $k_{2+} > 0$ and therefore $P_{1+} > 0$. Negative values of P_+ would shift the pole to the upper half plane corresponding to the opposite time ordering $\theta(\psi - \phi)$.

The six-fold differential probability of two-photon emission per incident laser pulse finally reads

$$d^6W = \frac{\alpha^2 |\mathcal{M} + (1 \leftrightarrow 2)|^2}{64\pi^4 (k \cdot p)(k \cdot p')} \prod_{i=1}^2 \omega_i d\omega_i d\Omega_i, \quad (5)$$

$$\mathcal{M} = \frac{1}{2k \cdot P_1} \left\{ \sum_{n=0}^2 A_n(s) \bar{u}_{p'} T_n u_p - i \sum_{n,l=0}^2 B_{nl}(s, \ell_1) \bar{u}_{p'} U_{nl} u_p \right\}, \quad (6)$$

with $\alpha = e^2/4\pi$ and the phase integrals

$$A_n(s) = \int d\phi a^n(\phi) e^{is\phi - if_p(\phi) + if_{p'}(\phi)}, \quad (7)$$

$$B_{nl}(s, \ell_1) = \int d\phi d\psi \theta(\phi - \psi) a^n(\phi) a^l(\psi) \times e^{i(s-\ell_1)\phi - if_{P_1}(\phi) + if_{p'}(\phi)} e^{i\ell_1\psi - if_p(\psi) + if_{P_1}(\psi)}, \quad (8)$$

and the Dirac structures $T_0 = \not{\epsilon}_2^* \not{k} \not{\epsilon}_1^*$, $T_1 = \bar{X}_{p'} \not{\epsilon}_2^* \not{k} \not{\epsilon}_1^* + \not{\epsilon}_2^* \not{k} \not{\epsilon}_1^* X_p$, $T_2 = 4d_p d_{p'} (\epsilon_2^* \cdot k)(\epsilon_1^* \cdot k) \not{k}$, $U_{00} = \not{\epsilon}_2^* G_1 \not{\epsilon}_1^*$, $U_{01} = \not{\epsilon}_2^* G_1 (\bar{X}_{P_1} \not{\epsilon}_1^* + \not{\epsilon}_1^* X_p)$, $U_{10} = (\bar{X}_{p'} \not{\epsilon}_2^* + \not{\epsilon}_2^* X_{P_1}) G_1 \not{\epsilon}_1^*$, $U_{11} = (\bar{X}_{p'} \not{\epsilon}_2^* + \not{\epsilon}_2^* X_{P_1}) G_1 (\bar{X}_{P_1} \not{\epsilon}_1^* + \not{\epsilon}_1^* X_p)$, $U_{02} = \not{\epsilon}_2^* G_1 \bar{X}_{P_1} \not{\epsilon}_1^* X_p$, $U_{20} = \bar{X}_{p'} \not{\epsilon}_2^* X_{P_1} G_1 \not{\epsilon}_1^*$, $U_{12} = (\bar{X}_{p'} \not{\epsilon}_2^* + \not{\epsilon}_2^* X_{P_1}) G_1 \bar{X}_{P_1} \not{\epsilon}_1^* X_p$, $U_{21} = \bar{X}_{p'} \not{\epsilon}_2^* X_{P_1} G_1 (\bar{X}_{P_1} \not{\epsilon}_1^* + \not{\epsilon}_1^* X_p)$, $U_{22} = 8d_p d_{p'} d_{P_1}^2 (\epsilon_2^* \cdot k)(\epsilon_1^* \cdot k)(P_1 \cdot k) \not{k}$, where the abbreviations $X_p = d_p \not{k}$, $d_p = a_0 m/(2k \cdot p)$ and $G_1 = \not{P}_1 + \not{\ell}_1 \not{k} + m$ are employed. The phase integrals A_0, B_{0l}, B_{n0} and B_{00} are numerically non-convergent because of the missing pre-exponential factor. However, these integrals can be defined as a superposition of convergent phase integrals by applying a quantum gauge transformation $\epsilon_i \rightarrow \epsilon_i + \lambda_i k_i$ [21], yielding, e.g. $(s - \ell_1) B_{0l}(s, \ell_1) = i A_l(s) + (\alpha_{P_1} - \alpha_{p'}) B_{1l}(s, \ell_1) + (\beta_{P_1} - \beta_{p'}) B_{2l}(s, \ell_1)$. Thus, gauge invariance reduces the number of independent phase integrals from twelve to six well-behaved ones.

Applying the Sokhotsky-Weierstrass theorem, $(\ell - \ell_1 + i\varepsilon)^{-1} = \mathcal{P}(\ell - \ell_1)^{-1} - i\pi \delta(\ell - \ell_1)$, in (4) one identifies the imaginary part of \mathcal{M} as the contribution of real (on-shell) electrons with the aid of the delta distribution. By recalling that principal value integration (\mathcal{P}) effectively means cutting out a small interval around zero it becomes clear that the real part of \mathcal{M} refers to the virtual (off-shell) process. The phase integrals A_n contribute only to the off-shell process. Employing the completeness relation

for spinors $G_1 = \sum_{\sigma} u_{P_1+\ell_1 k, \sigma} \bar{u}_{P_1+\ell_1 k, \sigma}$ to the numerator of the propagator (σ is the spin of the intermediate electron), the on-shell part of S yields a factorization on the amplitude level

$$S_{\text{on}} = \int \frac{dq_+ d^2 \mathbf{q}_{\perp}}{2(2\pi)^3} \sum_{\sigma=1,2} S^{(1)}(q + (s_0 - \ell_1)k \rightarrow p' + k_2) \times S^{(1)}(p + \ell_1 k \rightarrow q + k_1) + (1 \leftrightarrow 2), \quad (9)$$

where $S^{(1)}$ denotes the S matrix for the one-photon Compton process with the given energy-momentum conservation (cf. equation (29) in [8]) integrated over all intermediate states. Numerically, the interference between the two Feynman diagrams in Fig. 1 turns out to be of the same order of magnitude as the non-interference terms.

In the weak-field limit $a_0 \ll 1$, the off-shell part of the S matrix is proportional to a_0 in lowest order corresponding to the absorption of one laser photon reproducing the known perturbative result. Contrarily, the leading order contribution to the on-shell part is $\propto a_0^2$, since at least two laser photons are needed to satisfy the on-shell energy momentum conservation. In the limit of infinite laser waves the on-shell part of the two-photon rate gives rise to Oleinik resonances [19] at frequencies

$$\omega_i^{\text{res}}(\ell) = \frac{\ell k \cdot p}{\left[p + \left(\ell + \frac{m^2 a_0^2}{4k \cdot p} \right) k \right] \cdot n_i}, \quad (10)$$

where $n_i = (1, \cos \varphi_i \sin \theta_i, \sin \varphi_i \sin \theta_i, \cos \theta_i)$ is the unit vector in the direction of k_i (with θ_i and φ_i denoting the usual polar and azimuthal angles of the emitted photons and integer ℓ). The resonances for ω_1 (ω_2) emerge when the propagator of the first (second) Feynman diagram in Fig. 1 comes on its mass shell. A detailed discussion of the resonance behavior will be given elsewhere; it has its own right but does not affect the following results.

For our numerical evaluations we consider electrons with a Lorentz factor $\gamma = p^0/m = 10^4$, available, e.g. at the European XFEL electron beam [25], in head-on collisions with the laser pulse. Calculations have been performed for $a_0 = 1$ and a pulse shape $g(\phi) = \cos^2(\frac{\pi\phi}{2\tau})$ for $-\tau \leq \phi \leq \tau$ and zero otherwise, such that τ is the dimensionless FWHM pulse length with $\tau = 20$ corresponding to 9 fs FWHM for $\omega = 1.55$ eV. (A similar kinematic situation with the same center-of-mass energy could be achieved by colliding an XFEL X-ray pulse [25] with low energy electrons, e.g. $\gamma = 10$, provided by an optical laser acceleration set-up [26].) In Fig. 2, results are exhibited for the differential probability for two-photon emission as a function of ω_1 and ω_2 . Since the motion of the electron is relativistic, the radiation is produced in a cone around the spatial direction of p with a typical opening angle of $1/\gamma$. We show the differential probability at angles $\theta_{1,2} = 1/\gamma$ and $\varphi_1 = \pi/2$ and $\varphi_2 = 3\pi/2$, i.e. the two photons are emitted in a plane perpendicular to the polarization plane of the laser. The left panel in

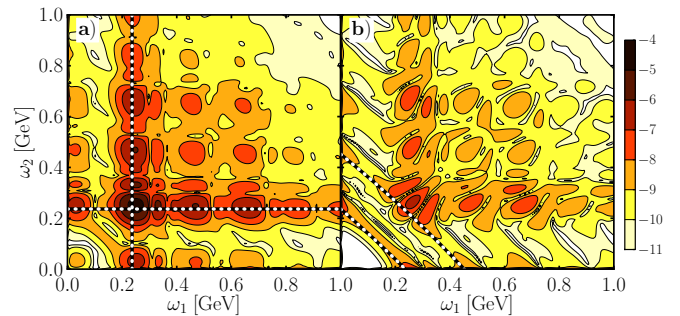


FIG. 2: Intensity distribution for two-photon emission in the ω_1 - ω_2 plane. We show the complete emission probability [a)] and the off-shell contribution [b)]. The color code represents the logarithm of the six-fold differential probability in eV, $\log_{10}(d^6W/d\omega_1 d\Omega_1 d\omega_2 d\Omega_2 [\text{eV}])$. For parameters see the text.

Fig. 2 shows the complete differential probability as the sum of on- and off-shell parts, while in the right panel the off-shell part is exhibited. The probability distributions display complex characteristic patterns. The differential spectrum in Fig. 2 a) is dominated by the on-shell part in almost the whole ω_1 - ω_2 phase space for both $\omega_i > 200$ MeV, where it is roughly one order of magnitude larger than the off-shell part. This is a generic feature also for different scattering angles. The on-shell part shows a rectangular pattern, which is aligned parallel to the coordinate axes. The spectrum has maxima in regions where the Oleinik resonances (10) would occur for infinite plane-waves and is particularly strong where both types of resonances intersect. The resonances (10) for $\ell = 1$ are indicated in Fig. 2 a) as dotted lines. The off-shell part exceeds the on-shell part for at least one of the ω_i below 200 MeV, where the maxima of the distribution are roughly aligned with the different harmonics ℓ of the infinite plane-wave energy correlation which read

$$\omega_2(\ell) = \frac{\ell k \cdot p - p \cdot k_1 - \left(\ell + \frac{m^2 a_0^2}{4k \cdot p} \right) k \cdot k_1}{\left[p + \left(\ell + \frac{m^2 a_0^2}{4k \cdot p} \right) k - k_1 \right] \cdot n_2}; \quad (11)$$

these are shown as dotted lines for $\ell = 1, 2$ in Fig. 2 b). For higher photon energies the pattern is more irregular but still symmetric with respect to an exchange of ω_1 and ω_2 . Fig. 2 evidences the striking differences to the infinite plane-wave case: The strict $\omega_2(\omega_1)$ correlation of (11) gets completely lost. Instead, resonance like structures with subpeaks appear which are produced by the ponderomotive broadening mechanism, resembling the ones observed in the one-photon Compton process [8].

In Fig. 3 we exhibit the inclusive spectrum $d^3W/d\omega_1 d\Omega_1$ arising from (5) by integrating over the phase space of photon 2. For soft photons $\omega_2 \rightarrow 0$ the emission probability of two-photon emission becomes divergent. The cancellation of this infrared divergence by soft virtual photons due to loop corrections of one-photon scattering is ensured by the Bloch-Nordsieck theorem [27] as in the perturbative case. For practical purposes, how-

ever, we include an infrared cutoff $\omega_2^{\min} = 100$ keV to avoid the soft-photon divergence in the spirit of [15]. The value of the integral is rather insensitive to a variation of the cutoff in the range of 1 – 1000 keV.

This inclusive spectrum accounts for the experimental observation of only one of the two photons. To compare with one-photon Compton backscattering, we choose $\theta_1 = \varphi_1 = 0$. In the case of strong laser fields, e.g. for $a_0 = 1$, the inclusive spectrum is found about two orders of magnitude below the one-photon spectrum for $\omega_1 > 200$ MeV. At photon energies $\omega_1 < 200$ MeV, the two-photon process exceeds the one-photon process (see Fig. 3), opening, at least in principle, a window to access its observation without coincidence measurements.

$$\text{Approximating } \frac{dW}{d\omega_1} = \int d\Omega_1 \frac{dW}{d\omega_1 d\Omega_1} \approx \frac{2\pi}{\gamma^2} \frac{dW}{d\omega_1 d\Omega_1} \Big|_{\theta_1=0, \varphi_1=0}$$

and integrating over ω_1 , one can estimate the total number of produced pairs as 1.1×10^{-3} per pulse and electron as compared to 5×10^{-2} coming from the single photon process. With an assumed laser repetition rate of 10 Hz one can expect 950 two-photon events as compared to 43000 single photon events in one day which should be sufficient for an experimental observation. The coincidence detection of rare two-photon events, where both photons are emitted within a small opening angle has been successfully demonstrated in the photon splitting process [28] ten years ago. The experimental sensitivity might be increased by a simultaneous detection of the scattered electrons (like in photon tagging). The electron beam should be a dilute beam tuned to one interaction per laser pulse.

In the weak-field regime the rate of the two-photon Compton process is suppressed by a factor of $\alpha(k \cdot p/m^2)^2$ relative to the one-photon Compton process for $k \cdot p \ll m^2$ [11], as for our kinematics. For the momenta considered here the estimated suppression in the weak field regime is 3×10^{-5} . To discuss the relevance of the two-photon emission in strong laser fields we define the two- to one-photon ratio as $\mathcal{R} = (\frac{dW^{(2)}}{d\Omega_1})/(\frac{dW^{(1)}}{d\Omega_1})$. For $\tau = 10$ we obtain a value of $\mathcal{R} = 10^{-2}$ at $a_0 = 1$ which is about two orders of magnitude larger than the perturbative estimate. For lower values of $a_0 < 0.1$ the suppression of the two-photon probability rapidly approaches a constant value of $\mathcal{R} = 10^{-4}$ as anticipated in [11]. Considering the different contributions we find that the ratio for the on-shell process $\mathcal{R}_{\text{on}} = 0.01a_0^2$ for $a_0 < 1$; the on-shell ratio is independent of a_0 for $a_0 < 0.1$, and above $a_0 > 0.1$ the value increases and reaches $\mathcal{R}_{\text{off}} = 10^{-3}$ at $a_0 = 1$.

Our approach furthermore opens the avenue towards a detailed study of the two-photon polarization which is considered as a signature of the Unruh effect in [1, 3]. The two-photon emission as a QED process in itself is also interesting with respect to the quantum radiation reaction [29] as multiple incoherent one-photon Compton scatterings. The sequential Compton scattering appears thereby as a factorization of the resonant on-shell part of

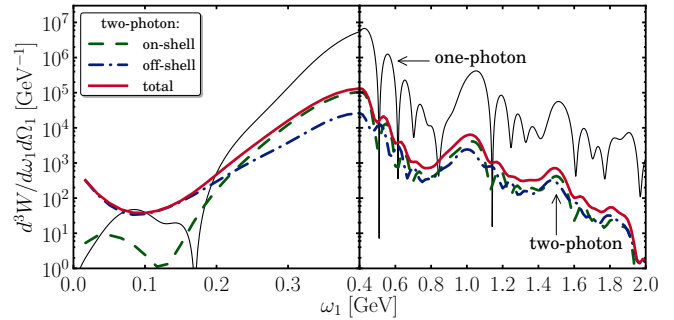


FIG. 3: Inclusive spectrum vs. the one-photon Compton spectrum as a function of the emitted photon frequency ω_1 .

the scattering matrix element on the amplitude level and is complemented by the possibility of coherent emission due to the off-shell part. Our numerical calculations show that up to 30 % of the total photons are due to the off-shell process and therefore beyond a description based solely on real intermediate photons.

In summary we provide the first complete evaluation of the differential probability of two-photon emission by an electron in a short intense laser pulse. The on-shell part of the matrix element factorizes into subsequent one-photon Compton processes and gives naturally a finite contribution to the differential probability due to the temporal pulse structure. Our result allows for the first time an unambiguous comparison of the probability of the two-photon process in relation to the one-photon process. We find an increased two-photon yield by two orders of magnitude as compared to the perturbative estimate of two-photon Compton scattering even for moderately strong laser fields $a_0 \sim 1$ which are available presently at various laser facilities.

The authors gratefully acknowledge discussions with T. E. Cowan, R. Sauerbrey, R. Schützhold and T. Stöhlker.

* Electronic address: d.seipt@hzdr.de

† Electronic address: kaempfer@hzdr.de

- [1] P. Chen and T. Tajima, Phys. Rev. Lett. **83**, 256 (1999).
- [2] P. G. Thirolf, D. Habs, A. Henig, D. Jung, D. Kiefer, C. Lang, J. Schreiber, C. Maia, G. Schaller, R. Schützhold, and T. Tajima, Eur. Phys. J. D **55**, 379 (2009).
- [3] R. Schützhold, G. Schaller, and D. Habs, Phys. Rev. Lett. **100**, 091301 (2008).
- [4] W. G. Unruh and R. M. Wald, Phys. Rev. D **29**, 1047 (1984).
- [5] L. C. B. Crispino, A. Higuchi, and G. E. A. Matsas, Rev. Mod. Phys. **80**, 787 (2008).
- [6] R. Schützhold and C. Maia, Eur. Phys. J. D **55**, 375 (2009).
- [7] R. Schützhold, G. Schaller, and D. Habs, Phys. Rev. Lett. **97**, 121302 (2006).
- [8] D. Seipt and B. Kämpfer, Phys. Rev. A **83**, 022101 (2011).

- (2011).
- [9] T. Heinzl, A. Ilderton, and M. Marklund, Phys. Lett. B **692**, 250 (2010).
 - [10] A. Ilderton, P. Johansson, and M. Marklund, Phys. Rev. A **84**, 032119 (2011).
 - [11] W. Heitler and L. Nordheim, Physica **1**, 1059 (1934).
 - [12] F. Mandl and T. H. R. Skyrme, Proc. R. Soc. Lond. A **215**, 497 (1952).
 - [13] A. Bracci, C. Coceva, L. Colli, and E. Lonati, Il Nuovo Cimento **3**, 203 (1956).
 - [14] B. S. Sandhu, R. Dewan, M. B. Saddi, B. Singh, and B. S. Ghumman, Nucl. Instr. Meth. B **168**, 329 (2000).
 - [15] E. Lötstedt and U. D. Jentschura, Phys. Rev. Lett. **103**, 110404 (2009); Phys. Rev. A **80**, 053419 (2009).
 - [16] E. Lötstedt, U. D. Jentschura, and C. H. Keitel, Phys. Rev. Lett. **98**, 043002 (2007).
 - [17] K. Krajewska and J. Z. Kamiński, Phys. Rev. A **82**, 013420 (2010).
 - [18] H. Hu, C. Müller, and C. H. Keitel, Phys. Rev. Lett. **105**, 080401 (2010).
 - [19] V. P. Oleĭnik, JETP **25**, 697 (1967); JETP **26**, 1132 (1968).
 - [20] S. P. Roshchupkin, Laser Phys. **6**, 837 (1996).
 - [21] A. Ilderton, Phys. Rev. Lett. **106**, 020404 (2011).
 - [22] D. Burke *et al.*, Phys. Rev. Lett. **79**, 1626 (1997).
 - [23] V. I. Ritus, J. Sov. Laser Res. **6**, 497 (1985).
 - [24] J. B. Kogut and D. E. Soper, Phys. Rev. D **1**, 2901 (1970).
 - [25] <http://xfel.desy.de>.
 - [26] J. Faure, C. Rechatin, A. Norlin, A. Lifschitz, Y. Glinec, and V. Malka, Nature **444**, 737 (2006).
 - [27] F. Bloch and A. Nordsieck, Phys. Rev. **52**, 54 (1937); D. R. Yennie, S. C. Frautschi, and H. Suura, Ann. Phys. **13**, 379 (1961).
 - [28] Sh. Zh. Akhmadaliev *et al.*, Phys. Rev. Lett. **89**, 061802 (2002).
 - [29] A. Di Piazza, K. Z. Hatsagortsyan, and C. H. Keitel, Phys. Rev. Lett. **105**, 220403 (2010).