

Flux-charge duality and topological quantum phase fluctuations in quasi-one-dimensional superconductors

Andrew J. Kerman

MIT Lincoln Laboratory, Lexington, MA, USA

E-mail: ajkerman@ll.mit.edu

Abstract. It has long been thought that superconductivity breaks down even at zero temperature in lower-dimensional systems due to enhanced topological quantum phase fluctuations. In quasi-1D wires, these fluctuations are described in terms of “quantum phase-slip” (QPS): tunneling of the superconducting order parameter for the wire between states differing by $\pm 2\pi$ in their relative phase between the wire’s ends. Many deviations from conventional bulk superconducting behavior have been observed in ultra-narrow superconducting nanowires over the last several decades which have been identified with QPS, and at least some of the observations are consistent with existing theories. However, other observations in many cases point to contradictory conclusions or cannot be explained by these theories, such that a unified understanding of the nature of quantum phase slip and its relationship to the various observations has yet to be achieved. In this paper we present a new model for QPS which takes as its starting point an idea originally postulated by Mooij and Nazarov [Nature Physics **2**, 169 (2006)]: that *flux-charge duality*, a classical symmetry of Maxwell’s equations, can be used to relate QPS to the well-known effect of Josephson tunneling of Cooper pairs. Our model provides an alternative, and qualitatively different, conceptual basis for QPS and the phenomena which arise from it in experiments, and it appears to permit for the first time a unified understanding of observations across several different types of experiments and materials systems.

PACS numbers:

1. Introduction

Topologically-charged fluctuations in field theories appear in many areas of physics, such as structure formation in the early universe [1, 2], magnetic ordering in Ising [3] and Heisenberg [4] systems, liquid crystals [5], superfluid Helium [6, 7, 8, 9, 10, 11, 12], dilute atomic Bose-Einstein condensates [13, 14, 15], and superconductors [1, 16, 17, 18, 19, 20]. In systems described by classical fields, thermal fluctuations of this type are often used to describe a corresponding thermodynamic phase transition where the field becomes ordered (or disordered), such as the Berezinskii-Kosterlitz-Thouless (BKT) vortex unbinding transition [6, 7, 8], the Lambda transition in liquid ^4He [9, 10], and the interfacial roughening transition in 3D Ising magnets [3].

The importance of topologically-charged fluctuations is dramatically increased in effectively lower-dimensional systems, and superfluids and superconductors are well-suited for realizing such systems experimentally (where their macroscopic order parameter functions as the classical field in which topological defects can be embedded). Examples include superconducting thin films [16, 20, 21, 22] and narrow wires [17], lattice planes in high- T_C superconductors [18, 19], and superfluid Helium or dilute atomic Bose-Einstein condensates in confining potentials with quasi-2D [6, 7, 8, 14, 15] or quasi-1D [11, 12, 13] character. In quasi-1D systems, whose transverse dimension is $\lesssim \xi$, the relevant coherence length associated with the macroscopic order parameter, topological fluctuations are known as “phase slips”, and can be viewed conceptually as the passage of a quantized vortex line *through* the 1D system. They were first discussed by Anderson in the context of neutral superfluid Helium flow through narrow channels [23], and by Little for persistent charged supercurrents in closed superconducting loops [24]. During the course of such an excitation, the amplitude of the order parameter in a short segment of the channel fluctuates to zero, allowing the phase difference ϕ between the wire’s ends to change by $\pm 2\pi$, in some cases accompanied by a quantized change in the supercurrent flow. Averaged over many such events, this process results in an average resistance of the system to an applied particle current, as discussed in detail by Langer, Ambegaokar, McCumber, and Halperin (LAMH) [25, 26] and others [27], for quasi-1D superconductors near the critical temperature T_C . Subsequent experiments [28, 29] on $\sim 0.2\text{-}0.5\ \mu\text{m}$ -diameter crystalline Sn “whiskers” validated these ideas.

These early works on quasi-1D systems considered only *classical* fluctuations of the gap, driven by thermal energy. However, in 1986 Mooij and co-workers proposed, by analogy to so-called “macroscopic quantum tunneling” (MQT) in Josephson junctions (JJs) [30, 31, 32, 33], that an analogous process might exist for continuous superconducting wires, in which the system *tunnels* between macroscopic states whose phase differs by $\pm 2\pi$ [34]. Just like the thermal phase slips discussed by LAMH, such a process would depend exponentially on the wire’s cross-sectional area; however, it would rely not on thermal energy but rather on some as yet unspecified (and presumably weak) source of quantum fluctuations. Thus, it was presumed that extremely narrow wires would be required to observe it. Shortly thereafter, using lithographically defined,

~ 50 nm-wide superconducting Indium wires, Giordano measured finite resistance that persisted much farther below T_C than for wider wires [35]. Furthermore, this anomalous extra resistance appeared in the form of a crossover from the temperature scaling predicted by LAMH near T_C to a much slower temperature dependence farther from it, which was then interpreted as a crossover from thermal to quantum phase fluctuations. Several other experiments have since been carried out using different materials systems, which also exhibited anomalous non-LAMH resistance below T_C [36, 37, 38, 39, 40, 17, 41], and a pioneering microscopic theory for QPS was later developed by Golubev, Zaikin, and co-workers (GZ) [42, 43] which appeared to be at least consistent with many of the observations, given the limited experimental knowledge of the relevant microscopic parameters.

However, in other recent experiments using Pb [44, 45], Nb [46], and MoGe [47, 48, 17] nanowires $\lesssim 10$ nm wide, the anomalous low- T resistance was often *not* observed. This is difficult to explain if the anomalous resistance is to be associated directly with QPS, and it has been suggested that the observed behavior may actually have been due to granularity [44, 49] and/or inhomogeneity [50] of the wires rather than with QPS. On the other hand, the same MoGe nanowires which showed no evidence for QPS in R vs. T measurements did exhibit low- T anomalous resistance near their apparent critical current, consistent with a so-called “quantum temperature” for the phase fluctuations [48] like that used to identify QPS phenomena in JJs [30]. Also striking was an apparent *complete destruction* of superconductivity as $T \rightarrow 0$ in other nanowires having a normal-state resistance $R_n \gtrsim R_Q \equiv h/4e^2$ [51, 47, 17, 45]. Although theories exist which predict insulating [52, 53, 54] or metallic [42, 43, 55, 56] states in 1D as $T \rightarrow 0$, it remains unclear whether any can explain a $T = 0$ critical point at $R_n \sim R_Q$. Thus, although some promising agreement between experimental and theoretical results has been obtained, there is still no consensus on how to explain all of the observations, or on the precise role and nature of QPS in the phenomena observed.

In 2006, Mooij and Nazarov (MN) [57] made what may turn out to be a conceptual leap forward: they postulated that a classical symmetry known as *flux-charge duality* [58, 59, 60, 61, 62, 63, 64, 65, 66] can be applied to connect QPS with Josephson tunneling (JT), the well-known process in which Cooper pairs penetrate through a thin insulating barrier separating two superconducting electrodes, and establish macroscopic phase coherence between them. Based on this idea, MN posited the existence of a quantum phase slip potential energy $U_{PS}(q) = -E_S \cos q$, dual to the Josephson potential $U_J(\phi) = -E_J \cos \phi$. Here, ϕ and q are known in the JJ literature as the phase and quasicharge, E_J is the well-known Josephson energy, and E_S is a new energy scale for QPS, which MN left as an input parameter. This mirrors the duality between the characteristic inductive energy of a wire $E_L \equiv \Phi_0^2/2L_w$ (where L_w is the wire’s inductance) and the charging energy of a JJ $E_C \equiv e^2/2C_J$ (where C_J is the junction capacitance). From their elegant hypothesis, MN generated a phenomenology of QPS dual to that of JJs, including a dual set of classical nonlinear equations for q , and a dual class of circuits involving 1D superconducting nanowires, what they called “phase-

slip junctions” (PSJs) [57, 67, 68]. Based on these ideas, several groups have recently performed new types of experiments [69, 70, 71, 72], in some cases directly realizing these dual circuits [69, 70, 72], and providing the most direct evidence yet seen for QPS in continuous wires [†].

In this work, we describe a new and alternative theory for QPS which takes MN’s intuition as a starting point, and which may be able to shed light on a number of the outstanding questions related to QPS. We begin in section 2 with an introduction to the original intuition of Mooij and co-workers [34] for QPS, and its relation to equivalent phenomena in JJs. Section 3 describes flux-charge duality, in preparation for section 4 where we build on this to construct a model for the origin of the basic QPS phenomenon, and use it to calculate the phase-slip energy E_S . Our result for this quantity is qualitatively different from previous theories, in that it centrally involves the dielectric permittivity due to bound, polarizable charges in and around the superconductor, a quantity which does not appear in this way in previous theories for QPS. In our model this permittivity plays the role of an effective mass for “fluxons”, fictitious dynamical particles dual to Cooper pairs (related to magnetic vortices in 2D) and whose motion “through” a 1D wire corresponds to a quantum phase slip event, just as Cooper pair motion through an insulating barrier corresponds to a JT event.

In section 5, we build on these results to construct a distributed, nonlinear transmission line model of a quasi-1D superconducting nanowire. We show that in the presence of QPS, its dynamical equations for quasi-classical phase evolution in one spatial and one time dimension (1+1D) can be cast into a form identical to the static Maxwell-London equations in two spatial dimensions (2D), and from this we establish a direct analogy between electric flux penetration into a superconductor in 1+1D and static magnetic flux penetration in 2D. In the process, we introduce a new length scale λ_E we call the *electric penetration depth*, which is dual to the Josephson penetration depth in a long JJ. We then use this analogy to predict macroscopic topological phase excitations in 1+1D we call *type II phase slips*, which are the *electric* analog of magnetic vortices in a type II superconductor. These II phase slips are *secondary* macroscopic quantum processes [61], in the sense that they arise as a collective effect out of the “primary”, microscopic QPS process, just as Bloch oscillations arise as a collective effect out of JT in lumped JJs [63, 75, 64, 62, 61, 65].

In section 6, we introduce a simple model for the interaction of these type II phase slips with the nanowire’s electromagnetic environment, as well as a lumped circuit model for that environment similar to that used previously for JJs [76]. We use this in conjunction with our transmission line model to calculate R vs. T for four experimental cases from different experimental groups, using different superconducting materials, chosen in particular because they cannot simultaneously be described in any obvious way by current theories that attribute anomalous resistance above that

[†] Note that granular wires, which consist of superconducting islands separated by insulating barriers, are effectively one-dimensional JJ arrays, whose phase-slip processes are well-understood [73, 74, 31, 32, 33].

predicted by LAMH directly to a QPS “rate” at finite temperature. By contrast, our model can approximately reproduce all four experimental curves, in terms of *thermal activation only* (of type II phase slips), with input parameters either fixed at accepted or measured values, or (for parameters that are not known) chosen with eminently reasonable values. The key additional ingredient in our model which allows it to explain a wider range of phenomena in R vs. T curves is the additional length scale λ_E , which itself has a temperature dependence. Next, we show how our model provides also a new interpretation of the quantum temperatures observed by Bezryadin [48], giving for the first time, to our knowledge, a quantitative explanation of the measured values. An important element of our explanation is the effect of a low environmental impedance at high frequencies, which provides damping for quantum phase fluctuations, and makes a description in terms of a quasi-classical phase appropriate. Related ideas were discussed previously by MN [57], and also in the context of JJs [63, 75, 61, 62, 64, 65]. Lastly, in this section we also show how our model can reproduce the observed values of E_S across all three of the independent experiments, by different groups and using different materials, which aimed to measure this quantity directly. The electric penetration length λ_E also plays a crucial role in this agreement, since for two of these cases we predict that λ_E is much shorter than the wire length; in this regime, our theory gives a blockade voltage V_C (which in the lumped-element assumption used in other works is just $V_C = \pi E_S/e$) that is *independent of* E_S .

Finally, in section 7, we suggest a new, alternative explanation for the observed destruction of superconductivity when $R_n \gtrsim R_Q$ [47], based on virtual type II phase slip-anti phase slip pairs as a fundamental quantum excitation. Unlike previous attempts to explain the apparent insulating behavior in terms of a *dissipative* phase transition [42, 43, 52, 53], we hypothesize instead a *disorder*-driven superconductor-insulator transition (SIT), closely connected to phenomena observed in some quasi-2D superconductors [20, 22, 21, 77]. We discuss the interesting case of a SIT observed in microstructured 2D superconductors which essentially consist of a network of quasi-1D nanowires, and describe how this may be an intermediate case between the observed transitions in uniform 2D films and 1D wires.

In section 8 we summarize, and make some concluding remarks on the implications of our model for applications of QPS to future devices.

2. The nature of QPS

The qualitative picture of QPS originally put forth by Mooij and co-workers [34] is illustrated in fig. 1, built on an analogy to macroscopic quantum tunneling (MQT) in JJs. For the JJ case, the quantum Hamiltonian is:

$$\hat{H}_{JJ} = \frac{\hat{Q}^2}{2C_J} + E_J \left[1 - \cos \left(2\pi \frac{\hat{\Phi}}{\Phi_0} \right) \right] - I_b \hat{\Phi} \quad (1)$$

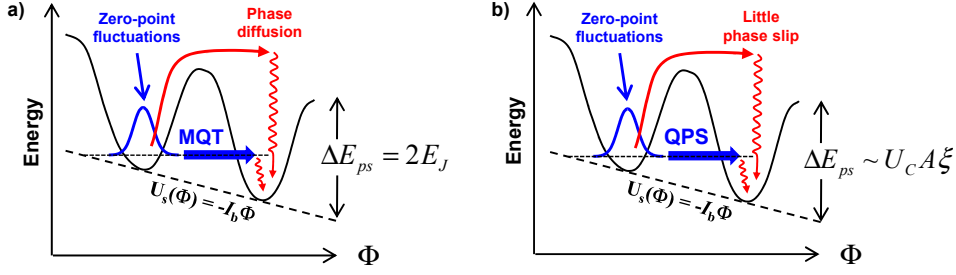


Figure 1. Early intuition for quantum phase-slip based on macroscopic quantum tunneling in Josephson junctions. (a) Schematic of the effective potential for the quasiflux Φ (equivalently, the gauge-invariant phase difference across the junction) of a JJ with an applied bias current I_b . The barrier is due to the Josephson potential energy, and the “tilt” comes from the free energy contribution $U_s(\Phi) = -I_b\Phi$ associated with a current source. In the superconducting state, the so-called “phase particle”, with “position” Φ , is localized in a given potential well. Thermal activation of the phase particle over the barrier (solid red arrow) followed by retrapping in the adjacent (or a nearby) potential well due to electrical damping (red wavy arrow) is known as phase diffusion [76], and produces a finite voltage and corresponding effective resistance even in the superconducting state. In the presence of zero-point fluctuations of the JJ’s plasma oscillation (associated with its Josephson inductance and the junction’s capacitance), the system can also tunnel through the potential barrier into the adjacent well, a phenomenon known as macroscopic quantum tunneling [30]. Although this is in principle a coherent, reversible process, in conjunction with nonzero damping (short, wavy red arrow) it can also result in an average escape rate for the phase particle and a corresponding voltage. (b) abstract potential envisioned for a quasi-1D superconducting wire as a function of its quasiflux Φ (gauge-invariant phase difference between the wire’s ends), where the potential barrier is taken to be the condensation energy of a length ξ of the wire, the minimum energy required to establish a localized null in the order parameter. Little or LAMH phase slips correspond to the the system surmounting this barrier due to a thermal fluctuation and then being retrapped (presumably also by damping). The original intuition of Mooij and co-workers [34] was that a phenomenon equivalent to MQT could also occur in a continuous wire, in the presence of a source of quantum phase fluctuations.

with a current bias I_b , and $[\hat{\Phi}, \hat{Q}] = i\hbar$. The quantities \hat{Q} and $\hat{\Phi}$ have units of charge and flux, and will be defined precisely below. We will refer to them as the quasicharge and quasiflux, respectively, and they are generalizations of the charge that has passed through the junction barrier and the gauge-invariant phase difference across the barrier. The quasiflux $\hat{\Phi}$ can be viewed as the coordinate of a fictitious particle whose “mass” is C_J , and which moves in a so-called “tilted washboard” potential given by the last two terms in eq. 1, and illustrated in fig. 1(a). The corresponding Heisenberg equations of motion for $\hat{\Phi}$ give the well-known classical, nonlinear behavior of the JJ in the limit where quantum fluctuations of $\hat{\Phi}$ about its expectation value can be neglected ($E_J \gg E_C \equiv e^2/2C_J$, or equivalently $Z_J \ll R_Q$ where $Z_J \equiv \sqrt{L_J/C_J}$ is the junction impedance and $R_Q \equiv h/4e^2$ is the resistance quantum for Cooper pairs). In this classical limit, the dominant way for the JJ to exhibit a phase-slip (i.e. for the particle to move

from one well to the next) is for a thermal or other classical fluctuation to drive the system over the Josephson barrier, a process known as phase diffusion [76], illustrated in fig. 1(a). A similar qualitative picture can be used to understand thermal LAMH phase slips in a quasi-1D superconductor[†], shown in fig. 1(b). In this case, however, the classical potential energy as a function of Φ contains within it the physics originally described by Little [24] and LAMH [25, 26], such that each point on the horizontal axis represents a quasistationary solution of the Ginsburg-Landau equations for a wire with fixed Φ across it, and the point of maximum energy where $\Phi \approx \Phi_0/2$ is the so-called saddle-point solution also discussed in the context of superconducting weak links [78].

In both the JJ and quasi-1D wires, for purely classical fluctuations, the phase-slip rate can be written [79, 80, 81]:

$$\Gamma_{ps} = \Omega_{ps} \exp \left[-\frac{\Delta E_{ps}}{k_B T} \right] \quad (2)$$

where ΔE_{ps} is a classical energy barrier, which for JJs is simply $2E_J$. For LAMH phase slips, the energy barrier is approximately given by the total condensation energy of a length ξ of the wire with cross-sectional area A_{cs} : $\Delta E_{ps} \approx U_C A_{cs} \xi$ [25, 26, 27, 35, 38, 48], where U_C is the superconductor's condensation energy density, which goes to zero as $T \rightarrow T_C$. The quantity Ω_{ps} in eq. 2 is known as the attempt frequency [79, 80, 81] (a term arising from its original context of Brownian motion and chemical reactions [79], in which an effective classical particle makes multiple “attempts” to surmount the energy barrier). In the JJ case, the attempt frequency can be derived from the effective capacitance and resistance shunting the junction; for an undamped junction, it is simply the plasma oscillation frequency of the JJ, formed by its Josephson inductance and shunt capacitance. In LAMH's treatment of quasi-1D wires, the attempt frequency is derived from time-dependent Ginsburg-Landau theory [25, 26]; however, the exponential dependence of the phase-slip rate on ΔE_{ps} and T_C makes it difficult to meaningfully compare this theory with experiment.

Just as with an actual massive particle in a confining potential like that shown in fig. 1, at low enough temperature zero-point fluctuations become important; for the JJ this appears in the form of macroscopic quantum tunneling (MQT), in which these quantum fluctuations allow the system to tunnel *through* the barrier [30]. Since C_J plays the role of a mass, \hat{Q} a momentum, and $\hat{Q}^2/2C_J$ the resulting kinetic energy, one can easily identify the source of quantum phase fluctuations in the JJ system: the finite junction capacitance C_J results in an energy cost for the position $\hat{\Phi}$ to be well-defined, since the conjugate momentum \hat{Q} would then have large fluctuations. Figure 1(b) shows the analogous picture suggested by Mooij and co-workers to motivate QPS: that in the presence of some source of quantum phase fluctuations, even a continuous

[†] Note that in the superconducting case, the condition for quasi-1D refers only to the macroscopic order parameter, and not to the bare energy levels of the conduction electrons, whose density of states is still fully 3D in the regime of interest here (equivalently, the Fermi wavelength $2\pi/k_F$ is much smaller than the wire's transverse dimensions, so that there are many single-electron conduction channels near the Fermi energy in the metal).

superconducting wire (if it is narrow enough, so that the energy barrier low enough) can undergo a form of MQT. In light of this idea, the fundamental question is then: what could be a source of quantum phase fluctuations in a continuous, macroscopic superconducting wire?

Giordano’s seminal observations of “tails” in R vs. T curves for very thin wires prompted him to suggest that the anomalous resistance could be due to a quantum phase-slip “rate” analogous to the thermal rate[†] that produces LAMH-type resistance, with the thermal energy $k_B T$ replaced by some other, manifestly quantum energy scale (or “quantum temperature” T_Q as it would be described in the language of JJs [81, 30, 48]). In his original work [35] and subsequent theoretical treatments based on time-dependent Ginsburg-Landau theory [83, 84, 49], this quantum phase fluctuation energy scale was taken to be $\sim \hbar/\tau_{GL}$, where $\tau_{GL} \equiv \pi\hbar/[8k_B(T_C - T)]$ is the Ginsburg-Landau relaxation time. The subsequent microscopic theory of GZ [42, 43], which did not rely on Ginsburg-Landau theory but rather started directly from BCS, deduced a QPS “rate” also of the form of eq. 2, but with $k_B T \rightarrow k_B T_Q \sim \Delta$.

In this paper, using MN’s hypothesis of flux-charge duality between QPS and JT as a starting point, we construct a new, alternative model for QPS in which the energy scale for quantum phase fluctuations is capacitive, just as in the case of JJs, but with the capacitance arising from the polarizable, bound electrons both inside and near the wire; the effective permittivity of this polarizable environment is then the background upon which the fluctuating electric fields associated with QPS occur. Before describing our model, however, we begin in the next section with an introduction to flux-charge duality.

3. Flux-charge duality

Flux-charge duality is a classical symmetry of Maxwell’s equations which is best known in the context of planar lumped-element circuits, where it manifests itself in the invariance of the equations of motion under the transformation shown in fig. 2(a), and is also connected to the relationship between right-handed and left-handed metamaterials made from lumped circuit elements [85]. In the more general continuous case, it can be made apparent by defining the quantities:

[†] We remark that the idea of a “rate” implies irreversibility and therefore a continuum of states that functions as a dissipative reservoir. In MQT of JJs, this dissipation comes from the shunt resistance, such that after the system particle tunnels through the barrier in fig. 1(a), it relaxes to the bottom of the adjacent well (indicated by the short, wavy red line). In the many cases where an equivalent QPS “rate” is suggested for continuous wires, no source of dissipation is explicitly mentioned, which in our view is problematic. In the absence of dissipation, the tilted washboard potential would exhibit no quantum phase slip “rate” or measurable resistance, but simply the set of stationary energy eigenstates known as the Wannier-Stark ladder [82]. In our model, all resistances are described by thermal processes in the presence of a dissipative environment, producing no such contradiction.

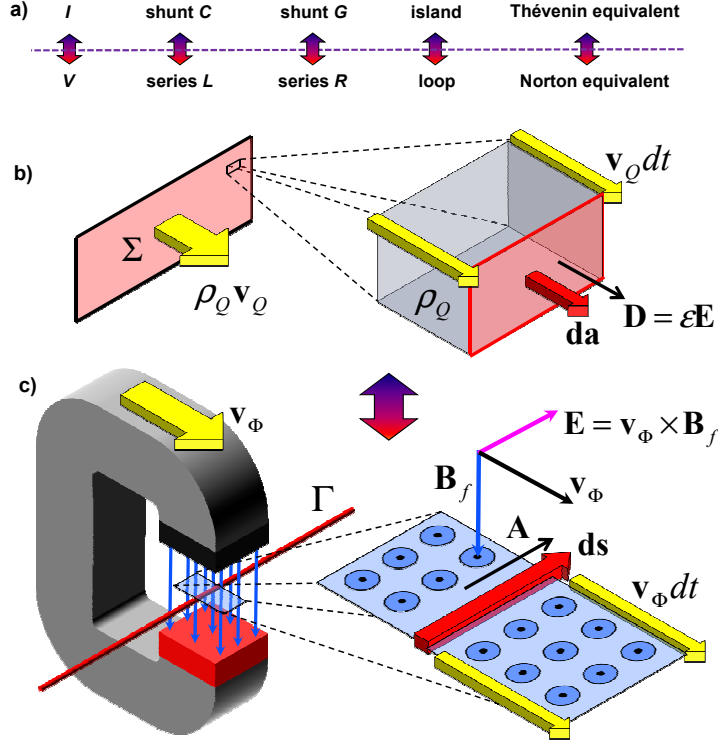


Figure 2. Flux-charge duality. (a) duality transformation for planar lumped-element circuits; (b) and (c) the continuous case. (b) The free current density $\rho_Q \mathbf{v}_Q$ is the motion of free charge density ρ_Q at a velocity \mathbf{v}_Q , through a surface Σ . The bound current density $d\mathbf{D}/dt$ is the displacement current density on Σ . (c) An illustrative example of “free” flux density, using a permanent magnet moving at velocity \mathbf{v}_Φ relative to the stationary curve Γ , such that the associated free flux “current” is: $\mathbf{E} = \mathbf{v}_\Phi \times \mathbf{B}_f$. In this construction, $\mathbf{E} \cdot d\mathbf{s}$ is precisely the flux per unit time passing through a segment $d\mathbf{s}$. The bound flux “current” density $-d\mathbf{A}/dt$ is associated with time-varying currents flowing along Γ , and the associated induced emfs from Faraday’s law. Although the case of a moving magnet is somewhat artificial, any electric field in a medium can be broken into these two components: one associated with bound charges, and the other with induced emfs from time varying currents (free charges).

$$Q(\Sigma) \equiv \oint_s dt(\mathbf{H} \cdot d\mathbf{s}) = \int_\Sigma dt(\mathbf{J}_Q \cdot d\mathbf{a}), \quad \mathbf{J}_Q = \mathbf{J} + \frac{d\mathbf{D}}{dt} \quad (3)$$

$$\Phi(\Gamma) \equiv \oint_\Gamma dt(\mathbf{E} \cdot d\mathbf{s}), \quad \mathbf{E} = -\nabla V - \frac{d\mathbf{A}}{dt} \quad (4)$$

where $Q(\Sigma)$ is associated with a surface Σ (bounded by a closed curve s) and $\Phi(\Gamma)$ with a curve Γ . These quantities reduce to the so-called “branch variables” in the Lagrangian description of electric circuits described in refs. [86, 87] if one picks Γ as the “branch”, and s encircling it in the sense of an Ampère’s law line integral. Figures 2(b) and (c) illustrate the duality between these quantities, such that equations 3 and 4 can both be interpreted as arising from a sum of “free” and “bound” current densities \mathbf{J}_Q and $\mathbf{J}_\Phi \equiv \mathbf{E}$:

$$\mathbf{J}_Q = \underbrace{\rho_Q \mathbf{v}_Q}_{\text{free charge}} + \underbrace{\frac{d\mathbf{D}}{dt}}_{\text{bound charge}} \quad (5)$$

$$\mathbf{E} = \underbrace{\mathbf{v}_\Phi \times \mathbf{B}_f}_{\text{“free” flux}} - \underbrace{\frac{d\mathbf{A}}{dt}}_{\text{“bound” flux}} \quad (6)$$

Here, ρ_Q is an ordinary density of charge moving at velocity v_Q , and \mathbf{B}_f is a magnetic flux density moving at velocity \mathbf{v}_Φ . Using the London gauge $\mathbf{A} = -\Lambda \rho_Q \mathbf{v}_Q$ for a superconductor (where the London coefficient is $\Lambda = \mu_0 \lambda^2$ with λ the magnetic penetration depth) and $\mathbf{D} = \epsilon \mathbf{E}$ for an insulator, yields:

$$\text{superconductor: } \Lambda \frac{d\mathbf{J}}{dt} = \mathbf{E} \quad \text{first London equation} \quad (7)$$

$$\begin{array}{c} \updownarrow \\ \text{insulator: } \epsilon \frac{d\mathbf{E}}{dt} = \mathbf{J} \quad \text{displacement current} \end{array} \quad (8)$$

In a superconductor, free charge moves ballistically according to eq. 7, London’s first equation; in an insulator, “free” flux effectively moves ballistically according to eq. 8, Maxwell’s equation for the displacement current. Therefore, at the classical level of the Maxwell-London equations, superconductors and insulators are dual to each other.

We now arrive at the proposed duality between a JJ and a PSJ, first suggested by MN (though here we have arrived at it in a different way). We start by considering only the lumped-element case, as was done by MN. This will be generalized to the fully distributed case starting with section 5 below. As shown in fig. 3, a JJ consists of two superconducting islands of Cooper pairs separated by an insulating potential barrier, while a PSJ can be viewed as two *insulating* “islands” of flux quanta (henceforth referred to as “fluxons”) separated by a *superconducting* potential barrier. If we place the surface Σ inside the insulating barrier of a JJ [Fig. 3(a)] with junction capacitance C_J , and the curve Γ inside a superconducting nanowire [Fig. 3(b)] of kinetic inductance L_k (neglecting its geometric inductance), we have:

$$\text{JJ: } Q = \underbrace{n2e}_{\text{free}} + \underbrace{C_J V}_{\text{bound}} \quad \Phi = \frac{\Phi_0}{2\pi} \theta + \oint_{\Gamma} \mathbf{A} \cdot d\mathbf{s} = m\Phi_0 + L_J I \quad (9)$$

$$\text{PSJ: } \Phi = \underbrace{m\Phi_0}_{\text{free}} + \underbrace{L_k I}_{\text{bound}} \quad Q = Q_f + \int_{\Sigma} \mathbf{D} \cdot d\mathbf{a} = n2e + C_k V \quad (10)$$

For the JJ, $C_J V$ is the charge on the capacitance C_J of the junction barrier induced by voltage V , and n is the number of Cooper pairs that have passed through it. The quantity Q appearing in eqs. 1 and 9 is then a dimensional version of the so-called

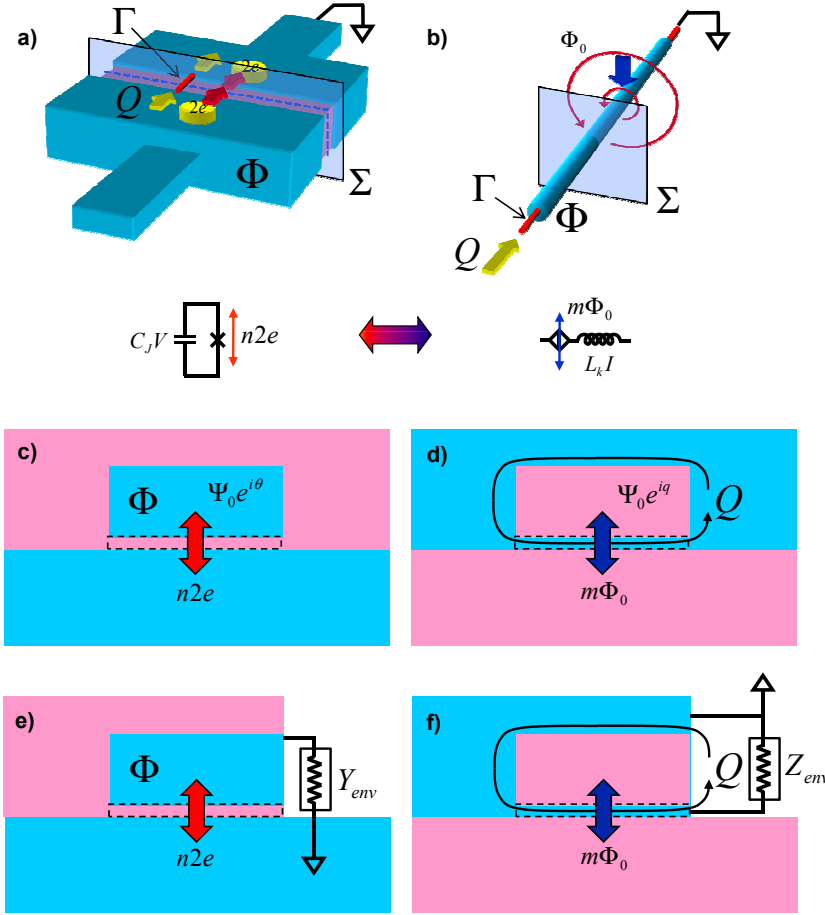


Figure 3. Flux-charge duality, Josephson tunneling, and quantum phase slip. Superconductor is shown in blue, and insulator in red. (a) and (b) illustrate the geometry of the surface Σ and curve Γ which are used to define the quasicharge Q and quasiflux Φ in the text. (c) schematic of a JJ, consisting of an insulating tunnel barrier between a superconducting island and “ground” (this is also known as a charge qubit). (d) schematic of a PSJ, consisting of a superconducting nanowire tunnel barrier between an insulating island and “ground” (which for fluxons is an insulator). Note the closed superconducting loop around the insulating island in this case, which is known as a phase-slip qubit [88]. In (e) and (f) we add an electromagnetic environment, in terms of an admittance Y_{env} for the JJ or an impedance Z_{env} for the PSJ, such that the tunnel barrier between the island and ground in each case is shunted by a dissipative element.

junction quasicharge [75, 63, 64, 62, 65]. The quantity Φ appearing in eqs. 1 and 9 for the JJ also consists of two terms, the first of which is due to the macroscopic phase difference between the two superconductors θ , plus a second term due to magnetic fields inside the junction. This can be written as the sum of the contributions from the passage of m (discrete) fluxons through the junction, plus the kinetic flux induced by a current I in the Josephson inductance L_J . This quantity is then a dimensional version of the gauge-invariant phase difference across the junction [89] (or the “quasiphase”, in ref. [68]). Henceforth, we will refer to Φ as the “quasiflux”. For the PSJ in eq. 10, dual

statements to those for the JJ apply: the quantity $L_k I$ is the total “bound” flux of a nanowire having kinetic inductance L_k associated with a current I , and m is the discrete number of fluxons that have passed through the wire. The wire’s quasicharge Q is a sum of the total free charge Q_f that has passed through the wire, plus a term associated with electric fields on the wire’s so-called “kinetic capacitance” C_k (the dual of Josephson inductance) [57]. This quantity was suggested by MN as a formal consequence of the assumed flux-charge duality between the JJ and PSJ, and we discuss in section 4 below how our model for QPS gives an intuitive interpretation of its origin.

For thick enough superconducting wires, the only way for m to be nonzero is if some part of the wire was in the normal state at some time, as occurs in an LAMH phase slip over a length of wire $\sim \xi$, the Ginsburg-Landau coherence length. These events are dissipative, produce a measurable voltage pulse, and can be associated with passage of a fluxon through the null in the superconducting order parameter at a localized, measurable position and time. By contrast, the dual to JT, which we want to identify with QPS, would necessarily be coherent, delocalized fluxon *tunneling* through the entire length of wire, such that no information about where the phase-slip occurred exists. Just as in a JJ, where localizing a Cooper pair tunneling event would cost electrostatic energy, localizing a fluxon tunneling event in a PSJ would cost kinetic-inductive energy.

4. Quantum phase slip

We now describe our model for QPS, whose basic intuition is contained in fig. 2(c): Fluctuations of the phase difference between the ends of a wire correspond to fluxon “currents” passing “through” the wire, which are none other than electric fields along it. The mass associated with this fluxon motion is then an effective permittivity, which governs the resulting “kinetic” (electrodynamic) energy cost for phase fluctuations, and the corresponding zero-point fluctuation amplitude which is the source of QPS in our model. To begin to understand this, we must first discuss what we mean by effective permittivity.

In the Drude model, a metal is described as a gas of nearly free conduction electrons of mass m and density n_e , superimposed on a background of fixed ions of density n_i ; the permittivity inside the metal at frequency ω in this model is:

$$\epsilon(\omega) = \epsilon_b(\omega) + \frac{i\sigma(\omega)}{\omega} \quad (11)$$

where the complex conductivity $\sigma(\omega)$ and background permittivity $\epsilon_b(\omega)$ are:

$$\sigma(\omega) \equiv \frac{\sigma_0}{1 - i\omega\tau_s} \quad (12)$$

$$\epsilon_b(\omega) \equiv \epsilon_0 + n_i\alpha(\omega) \quad (13)$$

here, $\sigma_0 \equiv n_e e^2 \tau_s / m$ is the DC conductivity for a scattering time τ_s of conduction electrons, and $\alpha(\omega)$ is the polarizability of each ion. The contribution of this ionic

background to the permittivity is known as “core polarization” [90, 91], and can be particularly large when there are low-lying electronic states of the ions [92]. It can be difficult to measure at high frequencies ($\gg \tau_s^{-1}$), however, since it is superposed with the large, negative contribution from the metal’s inductive response in this regime [c.f., eq. 12].

If we now consider the limit $\omega\tau_s \gg 1$, and make the replacements $m_e \rightarrow 2m_e, e \rightarrow 2e, n_e \rightarrow n_s$ we arrive at the simplest possible model for a superconductor, in which Cooper pairs of mass $2m_e$, charge $2e$, and density n_s move without resistance; the permittivity is then:

$$\epsilon(\omega) \approx \epsilon_b \left[1 - \frac{\Omega_p^2}{\omega^2} \right] \quad (14)$$

where we have defined the quantity:

$$\Omega_p \equiv \sqrt{\frac{1}{\Lambda \epsilon_{in}}} \quad (15)$$

known as the Cooper pair plasma frequency [93, 89], with $\Lambda \equiv m_e/(2n_s e^2)$ the London coefficient [89]. Formally, Ω_p describes an oscillation of the Cooper-paired electrons relative to the ion cores with an effective (kinetic) inductance due to their mass, and an effective capacitance due to ϵ_b ; however, in real superconductors this frequency is essentially always comparable to or greater than the superconducting gap frequency, such that real excitation of any such oscillation would break Cooper pairs and thus be strongly damped. We now discuss how zero-point fluctuations of this plasma oscillation turn out to be the source of QPS in our model.

Our model for a quasi-1D superconducting wire is shown in fig. 4(a), and for comparison the dual model for a JJ is shown in fig. 4(b). The shaded blue kinetic inductors indicate the usual mean-field Ginsburg-Landau theory with order parameter $\Psi_{GL} = \Psi_0 e^{i\theta}$. The capacitors indicated by ϵ_{in} and ϵ_{out} indicate the permittivities for electric fields inside and outside the superconductor, respectively. In this model, ϵ_{in} contains *only the bound-electron response*, which then appears in parallel with the superconducting (Cooper-paired) electron component (with kinetic inductivity $\Lambda = \mu_0 \lambda^2$). The semiclassical plasma modes of this system were discussed in the seminal work of Mooij and Schön (MS) [93] for a wire of circular cross-section embedded in a medium of permittivity ϵ_{out} , for which the effective capacitance per length of a mode with frequency ω and wavenumber k , can be written:

$$\mathcal{C} = \pi \epsilon_{in} (kr_0)^2 \left[1 + \frac{1}{[k\Lambda_{1D}(y)]^2} \right] \quad (16)$$

where the first and second terms are the contributions from fields inside and outside the wire, respectively, and r_0 is the wire radius. The quantity $\Lambda_{1D}(y)$ is a 1D electrostatic screening length, defined by †:

$$\Lambda_{1D}(y) \equiv \sqrt{\frac{A_{cs}}{\pi y} \frac{\epsilon_{in}}{\epsilon_{out}} \frac{K_0(y)}{K_1(y)}} \quad (17)$$

† Note that MS took $\epsilon_{in} = \epsilon_0$ in ref. [93].

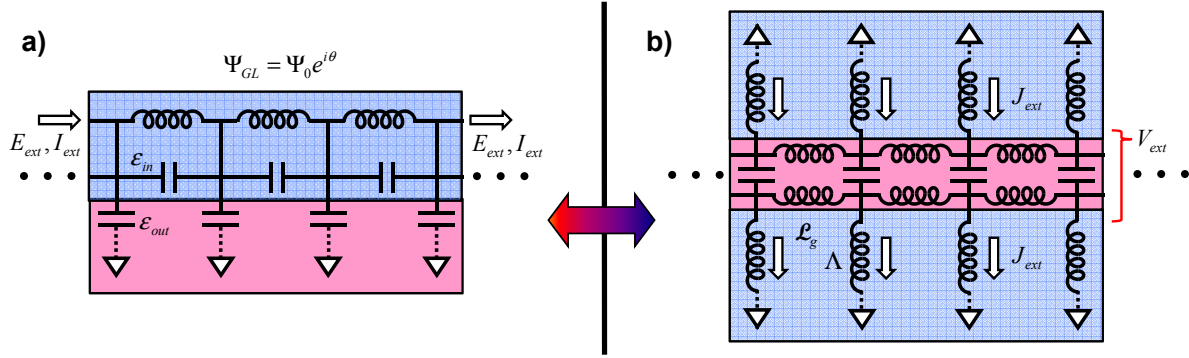


Figure 4. Dual models of PSJs and JJs I: schematic. (a) quasi-1D Ginsburg-Landau superconductor with order parameter $\Psi_{GL} \equiv \Psi_0 e^{i\theta(x)}$ and corresponding nonlinear series inductance, electric permittivity due to bound charges ϵ_{in} , and distributed shunt capacitance of the surrounding dielectric ϵ_{out} . Dotted lines to ground indicate the fact that while at low frequencies the electric field lines of propagating modes along the wire (Mooij-Shön modes [93]) would typically terminate at a distant, physical ground plane, at high frequencies the fields are confined closer to the wire [c.f., eq. 16]. (b) dual model for a JJ, where the insulating barrier has both a shunt capacitance and series geometric inductance (associated with magnetic fields inside the barrier). The shunt inductors indicate the kinetic inductivity of the superconducting electrodes, and the dotted lines indicate a frequency dependence of the field penetration into the electrodes for propagating modes along the junction (Fiske modes [94]).

where $K_n(y)$ are the modified Bessel functions of order n and argument y , and here $y = kr_0$. At long wavelength ($y \ll 1$), eq. 16 reduces to an approximately wavelength-independent capacitance per length: $\mathcal{C}_\perp \approx 2\pi\epsilon_{out}/\ln[1/y]$, and the resulting modes have approximately linear dispersion with a fixed wave propagation velocity known as the Mooij-Schön velocity $v_s = 1/\sqrt{\mathcal{L}_k\mathcal{C}_\perp}$ and a linear impedance $Z_L = \sqrt{\mathcal{L}_k/\mathcal{C}_\perp}$, where $\mathcal{L}_k = \Lambda/A_{cs}$ is the kinetic inductance per length. In the opposite limit ($y \gg 1$), one recovers the bulk Cooper pair plasma oscillation frequency defined above [c.f., eq. 15].

We assume that for an individual QPS “event” centered on any particular position along the wire (far from its ends), we can define a length $l_\phi \sim \mathcal{O}(\xi)$ about that position, inside of which all of its dynamics is contained. We further assume that QPS is sufficiently “weak” (in a manner to be defined more precisely below) that we can neglect the interactions between multiple QPS events. This essentially amounts to saying that we can neglect the possibility of two QPS events occurring within Λ_{1D} of each other, since at distances beyond this their Coulomb interaction will be screened out. The resulting discretized model for the short-length-scale physics of QPS is shown in fig. 5(a), where we divide the wire into segments of length l_ϕ , associating with each segment a nonlinear kinetic inductor (indicated in the figure by a JJ symbol) and effective parallel capacitor C_l . The effect of the shunt capacitance ϵ_{out} shown in fig. 4(a) has been absorbed into C_l for the purposes of describing a single, isolated QPS event, which is approximately valid if interactions between QPS events can be neglected. A further consequence of this assumption is that we can neglect the spatial variation of the wire’s quasicharge $Q(x)$

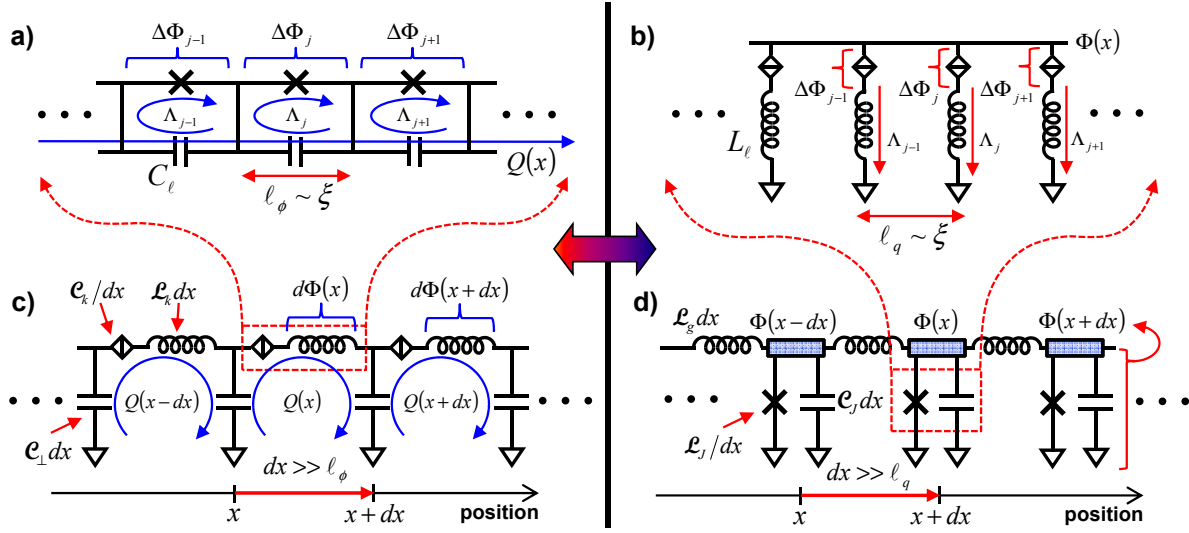


Figure 5. Dual models of PSJs and JJs II: nonlinear transmission lines. (a) discrete model of weak QPS on short length scales, where each “link” of characteristic length $l_\phi \sim \xi$ is treated as a parallel plasma oscillator composed of a nonlinear inductor with a single-valued, Φ_0 -periodic potential $U(\Delta\Phi_j)$ (the ordinary Ginsburg-Landau superconductor), and the capacitance C_l [eq. 20] associated with potential differences along the wire. Zero-point fluctuations of this oscillator (occurring independently for each length l_ϕ) generate QPS via tunneling between wells of the periodic effective potential $U(\Delta\Phi_j)$. The quantum variables associated with QPS in the j^{th} link are its loop charge Λ_j and quasiflux $\Delta\Phi_j$, with $[\Delta\Phi_j, \Lambda_k] = i\hbar\delta_{jk}$. At these short length scales, the quasicharge $Q(x)$ is assumed to be uniform along x . (b) The dual short-length-scale model of a JJ, in which each length $l_q \sim \xi$ of the barrier becomes an independent *series* plasma oscillator composed of a nonlinear capacitance (the barrier capacitance, modified by Cooper pair tunneling, to produce a $2e$ -periodic effective potential energy for the loop charges: $U(\Lambda_j)$), and an effective kinetic inductance L_l of the nearby region inside the electrodes. Josephson tunneling can then be viewed as arising from zero-point fluctuations (occurring independently for each length $l_q \sim \xi$) of these oscillators. At short length scales $\Phi(x)$ (proportional to the usual gauge-invariant phase difference between electrodes $\phi(x)$ [89]) is assumed to be x -independent (magnetic fields in the \mathcal{L}_g are neglected). To describe the physics at longer length scales (and lower energy scales) the ground state energies $E(Q)$ and $E(\Phi)$ of the discrete models (a) and (b) are then incorporated into the nonlinear transmission lines shown in (c) and (d), respectively. In (c), the distributed shunt capacitance C_\perp now allows $Q(x)$ to be a continuous function of position along the wire, and in (d) the distributed series inductance \mathcal{L}_g similarly allows $\Phi(x)$ to vary spatially. The distributed QPS amplitude in (c) can be viewed as a (nonlinear) kinetic capacitance \mathcal{C}_k , (units of Farads \times length) [57], appearing in series with the wire’s kinetic inductance per length \mathcal{L}_k . This is the exact dual of the model in (d) for a long Josephson junction, where the Josephson tunneling appears as a (nonlinear) shunt kinetic inductance \mathcal{L}_J (units of Henry \times length) appearing in parallel with the distributed junction barrier capacitance C_J . Both of these models are described by the Sine-Gordon equation in an appropriate semi-classical limit, which for the PSJ is when $Z_L = \sqrt{\mathcal{L}_k/C_\perp} \gg R_Q$, and for the JJ when $Z_L = \sqrt{\mathcal{L}_g/C_J} \ll R_Q$.

on these short length scales, since $dQ/dx \equiv -\rho_\perp$, where ρ_\perp is the polarization charge on \mathcal{C}_\perp , the distributed shunt capacitance*.

In this discretized 1D model, the j^{th} segment's kinetic inductor has a quasiflux variable $\Delta\Phi_j$ defined by: $\Delta\Phi_j = \oint_{(j-1)l_\phi}^{jl_\phi} \nabla\Phi(x)dx$, such that the quasiflux at the end of the j^{th} segment defined relative to the end of the wire is: $\Phi_j \equiv \sum_{k=1}^j \Delta\Phi_k$. We take the boundary conditions for a single, isolated QPS event in the j^{th} segment to be: $\Delta\Phi_k = 0$, $\forall k \neq j$, such that $\Phi(x)$ during the event is fixed everywhere along the wire but inside that segment†. We can then treat the kinetic inductor of each segment in terms of a local potential energy $U(\Delta\Phi_j)$ (i.e. the kinetic-inductive energy evaluated as a function of fixed $\Delta\Phi_j$). This function is Φ_0 -periodic, with a minimum whenever $\Delta\Phi_j$ is an integer multiple of Φ_0 , very similar to a JJ [c.f., eq. 1] (although $U(\Delta\Phi_j)$ is not a pure cosine, particularly if l_ϕ increases beyond ξ [78]).

The model of fig. 5(a) is similar to a 1D JJ array, in the so-called “nearest-neighbor” limit [73, 96]. In this case it is advantageous to use a loop variable representation, rather than a node variable representation [86, 87], since in the latter case the interactions between node charges are highly nonlocal. We define the loop charges $\hat{\Lambda}_j$ as shown in the figure, which are the canonical momenta for the position variables $\Delta\hat{\Phi}_j$ such that $[\Delta\hat{\Phi}_j, \hat{\Lambda}_k] = i\hbar\delta_{j,k}$. In this representation, the classical Euclidean action of the system is:

$$\mathcal{S} = \sum_j \int_0^{\hbar\beta} d\tau \left[\frac{[\Lambda_j - Q(x)]^2}{2C_l} + U(\Delta\Phi_j) \right] \quad (18)$$

where $\tau \equiv it$, $\beta \equiv 1/k_B T$, and we are primarily interested in the $\beta \rightarrow \infty$ limit. Equation 18 describes the motion of independent fictitious particles with positions $\Delta\Phi_j$ and mass C_l , under the influence of the periodic kinetic-inductive potential $U(\Delta\Phi_j)$:

$$\begin{aligned} U(\Delta\Phi_j) &\equiv \int_0^{\Delta\Phi_j} I(\Delta\Phi')d(\Delta\Phi') \\ &\approx V_{1D} \left[1 - \cos\phi_j + \frac{l_\phi^2}{15\xi^2} \left(\frac{3}{4} - \cos\phi_j + \frac{\cos 2\phi_j}{4} \right) \right] \end{aligned} \quad (19)$$

* This is dual to the usual treatments of JT [95, 89], where in calculating the microscopic Josephson coupling the phase of the junction is held fixed, and is assumed not to vary spatially across the junction area. The latter assumption corresponds to neglecting the geometrical inductance inside the Josephson barrier and therefore the magnetic fields generated in it by currents, which is valid for JJs much smaller than the Josephson penetration depth λ_J [89].

† Note that this is a different boundary condition than used for the calculation of the thermal phase-slip energy barrier by LAMH [25, 26], where a fixed phase difference across the wire was assumed (more precisely, a fixed $V = 0$). Here, we allow the phase across a segment in which an isolated QPS event occurs (and therefore across the wire's ends) to vary *freely*, which essentially corresponds to the absence of any phase damping (the effects of damping due to the electromagnetic environment will be considered in sections 5 and 6 below). This is dual to the implicit assumption used in the calculation of the Josephson coupling for a JJ that there is no charge damping.

where $I(\Delta\Phi)$ is the current-phase relation for each segment, which we take from the theory of Aslamazov and Larkin [97] to yield the result on the second line, in which the quantity $V_{1D} \equiv \Phi_0^2 A_{cs}/\Lambda l_\phi$ can be viewed as a 1D superfluid stiffness [18], and $\phi_j \equiv 2\pi\Delta\Phi_j/\Phi_0$. Equation 19 holds approximately for short lengths up to $l_\phi \sim \xi$ and is based on Ginsburg-Landau theory \ddagger . For longer lengths, $U(\Delta\Phi_j)$ can be evaluated numerically using the results of ref. [78].

The QPS contribution to the ground state can be evaluated in this simplified model by seeking stationary, topologically nontrivial paths connecting the endpoints: $\{\Delta\Phi_j(\tau), \tau\} = \{m\Phi_0, 0\}$ and $\{(m \pm 1)\Phi_0, \hbar\beta\}$, where m is an integer. In the $\beta \rightarrow \infty$ limit, these are known as vacuum instantons [98]. In Euclidean (imaginary) time, we write the corresponding capacitance C_l for a length l_ϕ :

$$C_l = \frac{A_{cs}\epsilon_{in}}{l_\phi} \left[1 + \left(\frac{l_\phi}{\Lambda_{1D}(r_0/l_\phi)} \right)^2 \right] \quad (20)$$

In the limit $l_\phi \ll r_0$, the second term goes to zero and this reduces to the usual parallel plate formula; this corresponds to the electric field being confined within the wire. In the opposite limit the second term is dominant and most of the field is outside the wire. Note that the participation of these two regions is also affected by the relative size of ϵ_{in} and ϵ_{out} , since the higher permittivity material will tend to “attract” the electric flux associated with QPS. In this context, it is worth highlighting the core polarization contribution to the permittivity, which can be as high as $\sim 10\epsilon_0$ in simple noble metals [99], and much higher in materials with polarizable, low-lying electronic excited states [92] like the highly-disordered materials typically used for QPS studies \dagger . The instanton solution to equation 18 (in the stationary-phase approximation) is well known in the case of a simple cosine potential $*$, and has in our notation the total action:

$$S_0 \approx 8 \frac{V_{1D}}{\hbar\Omega'_p} \quad \Omega'_p \equiv \frac{\Omega_p}{\sqrt{1 + \left(\frac{l_\phi}{\Lambda_{1D}(r_0/l_\phi)} \right)^2}} \quad (21)$$

where Ω_p is the Cooper pair plasma frequency [93, 89] defined above [c.f., eq. 15] and $S_0 \gg 1$ is assumed. The Euclidean time dynamics of the order parameter corresponding to this solution are illustrated in fig. 6.

\ddagger Although Ginsburg-Landau theory is in the most general case valid only very close to T_C , the materials currently used for QPS experiments are all in the dirty, type-II limit where it is a good approximation all the way to $T = 0$.

\dagger This may seem reminiscent of ref. [69], in which the proximity of the host material to a metal-insulator transition (presumably accompanied by a large polarizability) was emphasized as important for achieving strong QPS. An interesting consequence of our model, by contrast, will turn out to be that a large permittivity *suppresses* QPS.

$*$ We have numerically evaluated the correction to this (and subsequent results) due to a nonsinusoidal $I(\Delta\Phi)$ for segment lengths up to $l_\phi \approx 3.48\xi$, where the current-phase relation becomes multivalued and there is no longer a classical Euclidean path connecting the relevant endpoints [78]; we find only corrections at the $\sim 10\%$ level, irrelevant at the crude level of approximation being used here.

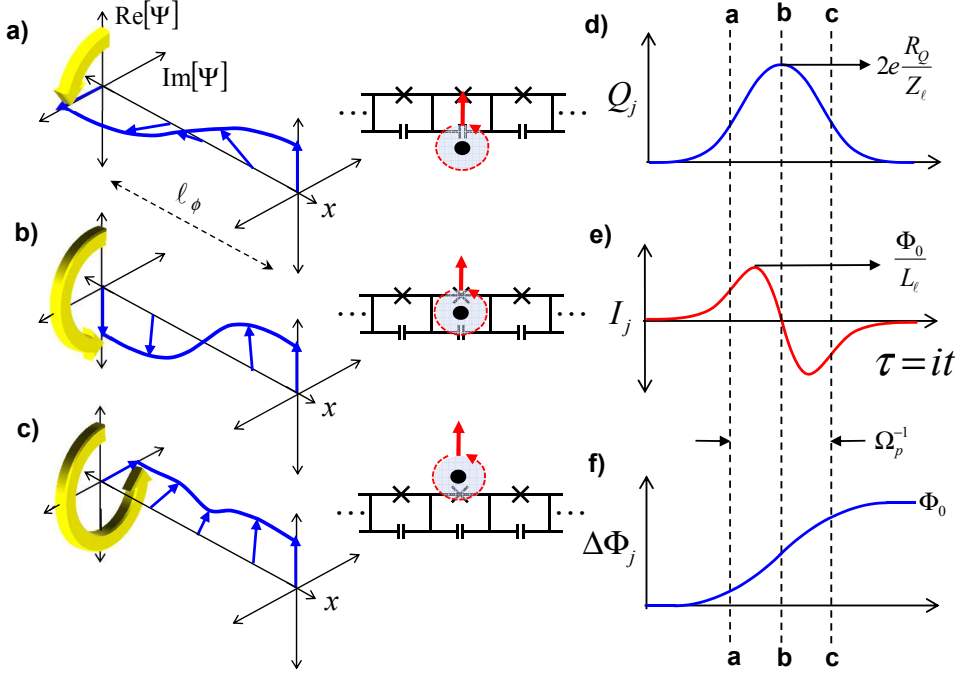


Figure 6. Schematic picture of quantum phase slip in our model. Panels (a)-(c) show the wire's order parameter along the j^{th} link of length l_ϕ at three different times. Panels (d)-(f) plot the (lumped) link quantities as a function of time, with the times corresponding to (a), (b), and (c) marked by the vertical dashed lines. (a) Over a length l_ϕ , a transient current flows, charging up C_l (the corresponding displacement current makes the total current zero, and no net quasicharge moves along the wire), such that $\Delta\Phi_j$ winds up; This can be viewed as a fluxon beginning to pass through the wire; (b) At the “core” of the QPS, the current is zero, the charge on C_l has reached a maximum, and a gauge-invariant phase difference of π appears between the wire's ends; this can be viewed as a fluxon inside the wire; (c) The current reverses, discharging C_l . The wire returns to its initial state, with a net quasiflux evolution between the wire's ends of Φ_0 , corresponding to passage (tunneling) of a fluxon through the wire.

The frequency Ω'_p is in general greater than the gap frequency, so that any *classical* oscillations at Ω'_p would be essentially those of a normal metal; however, such classical dynamics would occur only at very high energy. Here, we are concerned instead with zero-temperature, quantum fluctuation corrections to the ground state of the superconductor, such that the energy defect for the system to virtually access states near the top of the barrier is much greater than the decay rate of the order parameter ($\sim \hbar/\tau_{GL}$, the Ginsburg-Landau time). Equivalently, the states near the top of the barrier are only sampled by the system for a quantum timescale of order $\hbar/V_{1D} \ll \tau_{GL}$. In this limit, we can neglect the dissipation that would inevitably occur on longer timescales. This situation is analogous, for example, to the perturbative treatment of Josephson tunneling within the BCS theory of superconductivity, which can be understood as arising through virtual excitation of quasiparticles (dissipative degrees of freedom) [100]. Another example is the case of Raman transitions between discrete

ground states in an atomic system via an electronic excited state (or even multiple excited states) with a short lifetime Γ_e^{-1} ; the excited state is occupied only virtually for a time: $\Delta_e^{-1} \ll \Gamma_e^{-1}$ where Δ_e is the detuning of a driving field from resonance with the optical transition between ground and excited states, such that spontaneous scattering into the radiation continuum via the excited state (the equivalent of electrical dissipation in our case) can be neglected. In both examples the decay of excited states can be approximately neglected when compared to the coherent, low-energy process of interest, and the excited state can be “adiabatically eliminated” [101] to produce an effective potential energy for the ground state[†].

The resulting approximate expression (when $S_0 \gg 1$) for the ground-state energy per unit length can be written in terms of the action S_0 [98, 102, 75]:

$$e_0 \approx \frac{\hbar\Omega'_p}{l_\phi} \left[\frac{1}{2} - \sqrt{\frac{2S_0}{\pi}} e^{-S_0} \cos\left(2\pi \frac{Q(x)}{2e}\right) \right] \quad (22)$$

from which we can then read off the phase-slip energy per unit length:

$$e_S \equiv \frac{E_S}{l} = \frac{2}{l_\phi} \sqrt{\frac{\hbar\Omega'_p V_{1D}}{\pi}} \exp\left[-\frac{8V_{1D}}{\hbar\Omega'_p}\right] \quad (23)$$

which is arguably the central parameter for QPS. It has been identified [88, 57] with the “rate” of quantum phase slips estimated by Giordano [35], and later calculated by several authors using time-dependent Ginsburg-Landau theory [83, 84, 49], and by GZ using microscopic theory [42, 43]. In one form or another, it is the essential input parameter to all subsequent theoretical work aimed at deducing the effects of QPS, appearing as the dual of the Josephson energy in lumped-element treatments [57, 103, 51], and in more recent theories in terms of the so-called “QPS fugacity” $y \equiv e^{-S_0}$ [53, 52, 55, 54]. In all of these cases it is either left as an unknown input parameter, or taken from the results of GZ or earlier authors.

Our eqs. 21-23 are qualitatively different from previous works, where the QPS action can be written (up to material-independent numerical factors) as: $S_0 \sim V_{1D}/\Delta \sim R_Q/R_\xi$ [35, 51, 42, 43, 74] where Δ is the superconducting gap and R_ξ is the normal-state resistance of a length ξ of wire. The superfluid stiffness V_{1D} is of the same order as the free-energy barrier for thermal phase slips originally identified by LAMH [25, 26]

[†] An exception to this is when degrees of freedom external to the quantum system of interest have excited states which are populated, and whose stored energy can be exchanged with the system. In the present context of quantum circuits, this corresponds to a resistive electromagnetic environment. For the purposes of QPS in our model, there are three possible sources of such dissipation: (i) the intrinsic resistance of the metal at Ω'_p , whose effect we can neglect compared to its inductive response as long as $\Omega'_p \tau_s \gg 1$ [c.f., eq. 12]; (ii) the transverse radiation continuum in the medium surrounding the wire with impedance $\lesssim 377\Omega$, which has negligible coupling to QPS since l_ϕ is orders of magnitude smaller than the wavelength corresponding to Ω'_p in this medium; and (iii) the propagating plasma oscillation modes on the wire, which are excluded by construction from the model of fig. 5(a) since the loop charges Λ_i do not interact. We will add back in the dissipative effect of these modes when we consider distributed systems in section 5.

(and also used or arrived at by subsequent treatments of QPS [83, 84, 42, 43]) and can be viewed as the potential energy barrier through which tunneling occurs. The energy scale in the denominator of the action can be associated with the zero-point quantum fluctuations which allow tunneling through this barrier (such that $S_0 \sim \text{barrier height} \times \text{characteristic quantum fluctuation time}$). It is here that our result is fundamentally different, in that the source of these fluctuations in our model is effectively a virtual plasma oscillation involving the Cooper pairs and the electric permittivity of the environment in which they are embedded.

This conclusion has an appealing symmetry with Josephson tunneling, as illustrated in the dual model of fig. 5(d): in both cases (QPS and JT) the source of the quantum tunneling in our picture is zero-point fluctuations of a plasma mode, which can be traced back to the *finite mass of the superconducting electrons*. When the plasma modes of these electrons are confined inside a sufficiently narrow region (in and around either the quasi-1D wire, or the slotline formed by the JJ barrier), the corresponding zero-point fluctuations allow either the phase or the charge to undergo tunneling between adjacent potential minima. Crucially for the quasi-1D case under discussion here, this tunneling can occur at wire diameters still much too large for the zero-point fluctuations to have any appreciable impact on the Cooper pairing itself and the resulting superconducting gap (equivalently, for the quasi-1D wire there are still many single-electron conduction channels at the Fermi energy). This is analogous to the situation of a Coulomb-blockaded JJ in a high-impedance environment [104, 65]: although the JJ exhibits an insulating gap, the electrons in its superconducting electrodes are still Cooper-paired. It is also related (albeit more indirectly) to the observation of a local superconducting gap in thin, highly-disordered superconductors on the insulating side of a SIT [77].

Another interesting result of the model presented so far is that at a given point in the wire, the QPS amplitude depends not just on the local properties of the wire itself, but also on the permittivity of the dielectric medium immediately outside it, according to eq. 20. The narrower the wire, and the smaller the ratio $\epsilon_{in}/\epsilon_{out}$, the greater the penetration of QPS electric fields into the region outside the wire. Of course, this is the case in our model in a sense by construction, since we have fixed the length scale for QPS at l_ϕ ; however, in a truly continuous theory for QPS at short length scales we would not expect this to change qualitatively, since it will never be energetically favorable for QPS to occur with appreciable amplitude over arbitrarily short length scales $\ll \xi$ (equivalently, the barrier for a fluxon to tunnel through the continuous wire entirely in between two points separated by a distance $\ll \xi$ will be very high). It is worth emphasizing that this kind of nonlocality is exactly dual to what occurs in a JJ, where the tunneling energy E_J depends not just on the properties of the barrier itself, but also on the kinetic inductivity of the “surrounding” superconductor of the adjacent electrodes. Thus, in the JT (QPS) case, stronger quantum tunneling occurs when the superconducting (insulating) gap of the surrounding medium is large, and the insulating (superconducting) gap of the tunnel barrier is small[†].

[†] In this description, a large insulating gap of the dielectric surrounding a quasi-1D wire would be

Before proceeding to the next section, we discuss briefly the “weak” QPS assumption which underlies the model of fig. 5(a). To illustrate this, we consider the opposite limit in which QPS is very strong, and superconductivity is merely a small perturbation to it. This regime is, at least so far, not likely applicable to any experiments; however, it is conceptually useful to consider it here. In our derivation of eq. 23 above, the assumption that QPS is “weak” took the form of a semiclassical approximation to the full 1+1D quantum field theory, in which the QPS action S_0 was taken to be large. In the usual mapping from 1+1D Euclidean space at $T = 0$ to the equivalent 2D classical statistical mechanics problem [105, 106, 102], this corresponds to a small fugacity $y = e^{-S_0}$ for the 2D statistical fluctuations corresponding to QPS events in 1+1D. Therefore, these events are rare, their density very low. It is for this reason that the model of fig. 5(a) is justified, in which even simultaneous QPS events in adjacent segments do not interact with each other by construction: such occurrences are “rare enough” (in Euclidean time) that they contribute negligibly to the partition function. This is a dual statement to the usual perturbative assumption made in the context of JT, that Cooper pair tunneling events are similarly rare and do not interact with each other, which produces the well-known, simple proportionality between the junction’s normal state tunneling resistance and its critical current [95].

5. Distributed quantum phase slip junctions

In the previous section, we described our model for QPS on short length scales $l_\phi \sim \xi$, where the effective shunt capacitance of the wire to its environment was included only in the form of a renormalized series capacitance C_l to account for electric fields outside of the wire. We saw that the characteristic (Euclidean) frequency associated with l_ϕ was the renormalized Cooper pair plasma frequency Ω'_p . However, we left unspecified the length scale at which lower-energy dynamics would become important. Thus, we have so far described only a “lumped-element” model for QPS. As we will now see, at lower energy scales and longer length scales additional physics will need to be included.

We make the assumption that a large separation of energy scales exists between that governing QPS at lengths $\sim l_\phi$ and the low-energy dynamics we now seek to investigate, and we will see below the conditions under which this is justified. We take the phase-slip potential $U_{PS}(Q)$ as a purely classical energy which depends only on Q and not on dQ/dt . This is analogous to the Born-Oppenheimer approximation for interatomic interactions, and is also the same approximation used in the treatment of classical quasicharge dynamics of lumped Josephson junctions [63, 62, 64, 75, 65]. The resulting distributed model for a nanowire is shown in fig. 5(c), in which $U_{PS}(Q)$ becomes a “bare” phase slip element in the same way that the Josephson potential $U_J(\Phi)$ is associated with a bare Josephson element [c.f., fig. 5(d)]. The distributed QPS amplitude is effectively a nonlinear *kinetic* capacitance (with units of Farads \times

associated with a small polarizability and therefore a small ϵ_{out} , just as a large superconducting gap for the electrodes of JJ is associated with a small kinetic inductivity.

length) $\mathcal{C}_k = \mathcal{C}_{k0}/\cos q$, with $\mathcal{C}_{k0} \equiv (2e/2\pi)^2/e_S$. The long-wavelength behavior of the superconducting response is described by the kinetic inductance per length \mathcal{L}_k , and the distributed shunt capacitance per length \mathcal{C}_\perp , where we now assume that the frequencies of interest are low enough that this is the capacitance per length to a nearby ground plane. When QPS is weak, $\mathcal{C}_{k0} \rightarrow \infty$, and the wire reduces to a simple, linear transmission line, on which waves propagate at the Mooij-Schön velocity v_s . In fig. 5(d) we show the dual to our model, which is simply the nonlinear transmission line (a superconducting slotline) used to describe a long Josephson junction. In the limit of weak Josephson coupling ($\mathcal{L}_J \rightarrow \infty$), this becomes a linear transmission line on which waves propagate at the so-called Swihart velocity [107] (dual to v_s).

We now describe the system of fig. 5(c) in the continuum limit (with the proviso that we only consider length scales $\gg l_\phi$), again using a Euclidean path-integral approach, with partition function [42, 43, 52, 102, 106]:

$$\mathcal{Z} = \int \mathcal{D}\Psi \exp[-\mathcal{S}(\Psi)] \quad (24)$$

where $\mathcal{D}\Psi$ indicates a functional integration over paths in x, τ -space, and the dimensionless Euclidean action is:

$$\mathcal{S} = \frac{1}{\hbar} \int_0^{\hbar\beta} d\tau \int dx \left\{ \frac{\mathcal{C}_\perp V^2}{2} + \frac{\mathcal{L}_k I^2}{2} + e_S \cos q \right\} \quad (25)$$

$$= \frac{1}{2\pi\mathcal{K}} \int dudv \left\{ (\partial_u q)^2 + (\partial_v q)^2 + \cos q \right\} \quad (26)$$

where $\beta \equiv 1/k_B T \rightarrow \infty$, and to obtain the second line we have used: $I = \partial_t Q$ and $\mathcal{C}_\perp V = -\partial_x Q$, and the definitions:

$$\mathcal{K} \equiv \frac{R_Q}{Z_L} \quad (27)$$

$$u \equiv \frac{x}{\lambda_E}, \quad v \equiv \omega_p \tau \quad (28)$$

$$\omega_p^2 \equiv \frac{1}{\mathcal{L}_k \mathcal{C}_{k0}} = (\Omega'_p)^2 \times \sqrt{\frac{\pi}{2}} S_0^{3/2} e^{-S_0} \quad (29)$$

$$\lambda_E^2 \equiv \left(\frac{\omega_p}{v_s} \right)^2 = \frac{\mathcal{C}_{k0}}{\mathcal{C}_\perp} = l_\phi^2 \times \left(\frac{\pi}{4\mathcal{K}} \right)^2 \sqrt{\frac{2S_0}{\pi}} e^{S_0} \quad (30)$$

Here \mathcal{K} is the dimensionless admittance, and λ_E and ω_p are dual to the Josephson penetration depth and Josephson plasma frequency in a long JJ, respectively; we hereafter refer to them as the electric penetration depth and phase-slip plasma frequency. Notice on the right hand side of eqs. 29-30 that these two quantities can be viewed qualitatively as renormalized versions of the “bare” fluctuation length l_ϕ and plasma frequency Ω'_p as one goes to the $S_0 \gg 1$ limit. The fact that $\lambda_E \gg l_\phi$ and $\omega_p \ll \Omega'_p$ in this limit is precisely the separation of length and energy scales that justifies our Born-Oppenheimer approximation underlying the model of fig. 5(c).

This raises an interesting point with regard to the kinetic capacitance (dual to the Josephson inductance) suggested by MN, which is given in the $S_0 \gg 1$ limit by:

$$\mathcal{C}_{k0} = C_l l_\phi \times \sqrt{\frac{2}{\pi}} \frac{e^{S_0}}{S_0^{3/2}} \quad (31)$$

so that \mathcal{C}_{k0}/l_ϕ is the renormalized version of the “bare”, purely geometric C_l . In the limit of strong QPS (small stiffness V_{1D}), then, \mathcal{C}_{k0}/l_ϕ becomes simply the geometric series capacitance of a length l_ϕ of wire [c.f., fig. 4(a)], and the wire simply goes to the insulating, dielectric rod which should remain if all of the Cooper pairs are either removed or immobilized. As the superfluid stiffness is increased from zero, the kinetic capacitance increases smoothly from the bare value associated only with the bound electrons in and near the wire, eventually increasing exponentially as superconductivity is further strengthened, such that the corresponding QPS energy goes to zero. Thus, in our model the kinetic capacitance identified by MN is simply a “remnant” of the geometric capacitance of the wire and its nearby surrounding material, strongly enhanced in the weak QPS limit by the much larger effective fluxon “mass” \mathcal{C}_{k0}/l_ϕ . This is the exact dual of the JT case, where the Josephson inductance of the junction can be viewed as a renormalized “remnant” of the bare kinetic inductivity of the superconducting electrodes.

Returning to action of eq. 26, the corresponding Euler-Lagrange equation of motion is the sine-Gordon equation [102]:

$$\nabla_{uv}^2 q + \sin q = 0 \quad (32)$$

where $\nabla_{uv} = \hat{\mathbf{u}}\partial_u + \hat{\mathbf{v}}\partial_v$ and the dimensionless coordinates u and v were defined in eq. 28. Equation 32 is the exact dual of the usual semiclassical result for a long Josephson junction [89] (which is simply eq. 32 with q replaced by ϕ , the gauge-invariant phase difference across the junction [c.f., fig. 5(d)]), and is also similar to results for long 1D JJ arrays in the charging limit ($E_J \ll E_C$) [108, 109, 110, 111]. We can therefore infer several things: First, we have the usual propagating modes with dispersion relation: $\omega^2 = \omega_p^2 + (kv_s)^2$ [89], which are the dual of Fiske modes in long JJs [94], and are also analogous to spin-wave excitations in the corresponding classical 2D XY model [6, 8, 7]. We make the usual assumption [52] that these Gaussian fluctuations can be factorized out in eq. 24 such that they simply renormalize the bare parameter values in \mathcal{S} , leaving only topologically nontrivial paths to be evaluated. Next, we can infer the existence of a charged soliton [108, 109, 110, 111], or so-called “kink” excitation [102] in the field $q(x)$ of size $\sim \lambda_E$, with total charge $2e$ (residing on \mathcal{C}_\perp), and which can propagate freely without deformation. This is the dual of a Josephson vortex in a long JJ [89], which is a kink in the field $\phi(x)$ of spatial extent $\sim \lambda_J$ (the Josephson penetration depth), that carries a total flux Φ_0 .

For large enough systems where λ_E can be used as the ultraviolet cutoff, our 1+1D quantum Sine-Gordon model can be mapped to the well-known classical statistical mechanics of 2D magnetic domain interfaces in the 3D Ising model [3]. Our q maps

to the height (in the z -direction) of a domain boundary surface between two spin orientations, while the cosine potential “enforces” the lattice periodicity. The Ising interactions between nearest neighbors in the x and y directions map to the $(\partial_u)^2$ and $(\partial_v)^2$ terms in eq. 26. The 3D Ising system undergoes an interfacial roughening transition with increasing temperature T at a critical value $\sim J$ (with J the Ising coupling) which has identical universal behavior to the BKT transition in the classical 2D XY model [6, 8, 7]. The transition occurs when statistical fluctuations corresponding to localized regions where a step upward or downward occurs in the interface grow to large sizes and proliferate. For our system, this maps to a $T = 0$ quantum phase transition at $\mathcal{K} \sim 1$ in which virtual soliton-antisoliton pairs unbind, producing charge fluctuations that destroy the insulating state associated with a well-defined q [108].

Our description so far has been well suited to the insulating side of this transition ($\mathcal{K} < 1$), where $q(x)$ is the natural variable, and quantum fluctuations corresponding to virtual soliton-antisoliton pairs are weak. However, most experiments aiming to observe evidence for QPS have been performed using wires for which $\mathcal{K} > 1$ (though in some very recent works $\mathcal{K} \lesssim 1$). Therefore, it makes sense to re-examine our system for this case, where the *phase* is the natural variable, which is of course the ordinary superconducting state in thick wires. To do this, it is illustrative to rewrite eq. 32 thus:

$$\nabla_{uv} \times \mathbf{d} = \mathbf{j}\mathcal{K} \quad (33)$$

$$\mathcal{K}\nabla_{uv} \times \mathbf{j} = -\mathbf{e} \quad (34)$$

$$\nabla_{uv} \cdot \mathbf{j} = 0 \quad (35)$$

with the definitions:

$$\begin{aligned} \mathbf{e} &\equiv \frac{E}{E_C} \hat{\mathbf{z}} \\ \mathbf{d} &\equiv q\hat{\mathbf{z}} \equiv \frac{\mathcal{C}_k}{\mathcal{C}_{k0}} \mathbf{e} \\ \mathbf{j} &\equiv \nabla_{uv}\phi = \frac{1}{\mathcal{K}} \frac{2\pi}{2e} \left[\frac{I}{\omega_p} \hat{\mathbf{u}} + \rho_{\perp} \lambda_E \hat{\mathbf{v}} \right] \end{aligned} \quad (36)$$

Here, $\rho_{\perp} = \mathcal{C}_{\perp}V$ is the charge per length on \mathcal{C}_{\perp} , and eq. 35 follows from continuity. Note that the $\hat{\mathbf{z}}$ direction is *fictitious* here. Equations 33 and 34 have an identical form to Ampère’s law and London’s second equation in 2D, which govern the penetration of perpendicular magnetic field into a thin superconducting film [89]; however, these equations govern the penetration of *longitudinal electric field* into a superconducting wire in 1+1D †. In fact, it turns out that nearly all of the well-known magnetic results for the type II thin film 2D case have 1+1D *electric* analogs here, including the Meissner

† Formally similar methods for describing electric fields in superconductors in 1+1D were used in refs. [112, 83].

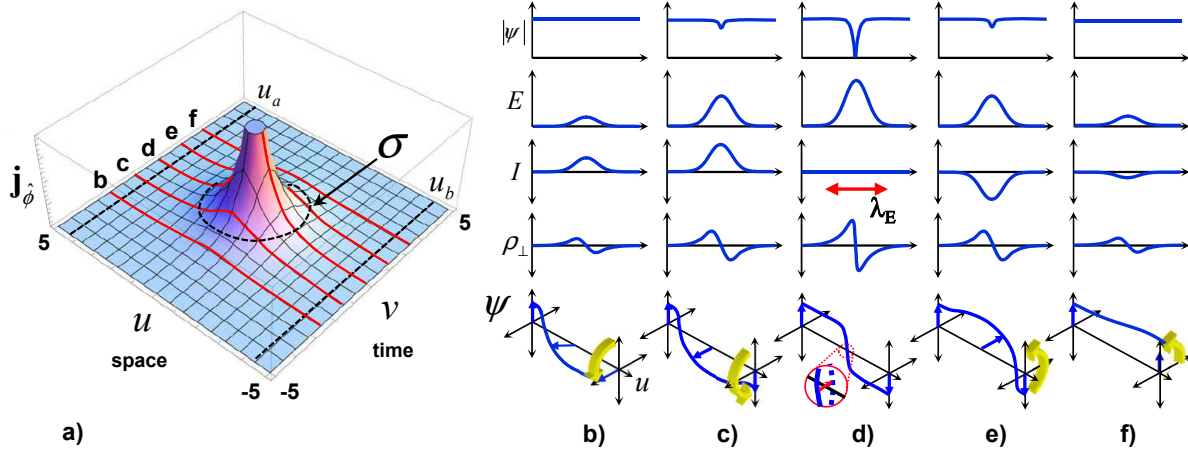


Figure 7. Type II phase slip in a 1D superconductor. In 1+1D, a normal core of size ξ is surrounded by circulating “currents” \mathbf{j} [eqs. 36, 39] plotted in (a). Over the course of the event, the quasiflux between the positions u_a and u_b evolves by $\pm\Phi_0$. A possible curve σ for the line integral of eq. 38 is shown as a solid black line. Panels (b)-(f) show, for the five fixed times (v values) marked by red lines in (a), the corresponding magnitude of the order parameter $|\Psi|$, the local electric field E , the local current I , the polarization charge per length on C_\perp , and finally Ψ as a phasor, all as a function of position u along the wire. (b)-(c) On the leading edge of the vortex, current begins to flow over a length $\sim \lambda_E$ in the $+\hat{u}$ direction; this begins to charge up C_k , producing a gradient in ρ_\perp (the \hat{v} component of \mathbf{j}). (d) Once the total quasiflux across the wire comes close to $\Phi_0/2$, the order parameter can evolve continuously to a state in which the current is zero and there is a null at the center of the vortex of spatial length $\sim l_\phi$ and duration l_ϕ/v_s . (e) At this point the order parameter “passes through” the u -axis, and the supercurrent reverses. (f) The current in the $-\hat{u}$ direction then discharges the kinetic capacitance as it ramps down to zero. The null in the order parameter as a function of u at $v = 0$ shown in (d), top panel, is effectively a saddle point for the system, closely related to those encountered in long weak links [78] and in LAMH phase slips [24, 25, 26]. Our 1+1D solution in u, v for the screening “currents” \mathbf{j} surrounding the vortex core corresponds to an instanton [42, 43, 73, 52] in x, τ , and describes the dynamics by which the system surmounts this energy barrier and passes through the saddle point. This is a macroscopic quantum process that arises out of (microscopic) QPS, whose lumped-element limit is dual to Bloch oscillation in a JJ (which arises in an analogous manner from the microscopic process of JT) [63, 62, 64, 75, 65].

effect, type II flux penetration via vortices, Abrikosov lattices, and edge barriers. In this context we note that the analog to the type II limit for our 1+1D system is:

$$\kappa_E \equiv \frac{\lambda_E}{l_\phi} \gg 1 \quad (37)$$

where κ_E is the 1+1D electric equivalent of the Ginzburg-Landau κ parameter. This is automatically satisfied when $S_0 \gg 1$, a precondition of our analysis in this section.

We begin with the 1+1D electric analog of a magnetic vortex, illustrated in fig. 7, which we call a “type II phase slip”. This is a topologically nontrivial solution to eqs. 33-36, in which a normal core of size $\sim \kappa_E^{-1}$ in u, v is surrounded by circulating

screening “currents” \mathbf{j} [c.f., eq. 36] extending out to $\rho \equiv \sqrt{u^2 + v^2} \sim 1$. In order to include only closed paths in eqs. 24 and 26, we impose the condition (analogous to fluxoid quantization in the 2D magnetic case [89]):

$$\mathcal{K} \oint_{\sigma} \mathbf{j} \cdot d\mathbf{s} + \int_{\alpha} \mathbf{e} \cdot d\mathbf{a} = \pm 2\pi \quad (38)$$

where σ is a closed curve in the uv plane which contains the core and bounds the surface α [fig. 7(a)]. This condition means that the quasiflux Φ_{ab} between spatial points u_a and u_b on either side of the vortex evolves by Φ_0 ($-\Phi_0$) during the event. Using eqs. 33-38, and taking both \mathcal{C}_k and \mathcal{L}_k approximately constant far from the core (analogous to the usual approximation made for a magnetic vortex that $\Lambda(J) \approx \Lambda(0)$ far from the core [89]), we obtain [fig. 7]:

$$\mathbf{j}(\rho) = \pm K_1(\rho) \vec{\phi}, \quad \rho \kappa_E \gg 1 \quad (39)$$

where we assume $\hbar\beta \gg \omega_p^{-1}$. The resulting Euclidean action for the type II phase slip is then:

$$\mathcal{S}_{II} \approx \frac{\mathcal{K}}{2} K_0(\kappa_E^{-1}) \quad (40)$$

and the action associated with the interaction between type II phase slips separated by $\delta\rho \equiv |\vec{\rho}_1 - \vec{\rho}_2|$ is:

$$\mathcal{S}_{int}(\delta\rho) = \pm \mathcal{K} K_0(\delta\rho), \quad \delta\rho \kappa_E \gg 1 \quad (41)$$

$$\approx \mp \mathcal{K} \ln(\delta\rho), \quad \delta\rho < 1 \quad (42)$$

where the sign is negative for a phase slip-anti phase slip pair. The direct analogy between these 1+1D electric results and their 2D magnetic counterparts [89] can now be exploited to understand their implications.

First of all, the quantum mechanics of these vortex objects can be mapped directly to the statistical mechanics of the classical 2D XY model [6, 7, 8] (just as in the case of vortices in thin superconducting films [16]) with effective vortex fugacity: $f = \exp(-S_{II})$ [c.f., eq. 40] and interaction energy: $U_{int} = \hbar\omega_p S_{int}(\delta\rho)$ [c.f., eq. 42]. Thus, we expect a BKT vortex-unbinding transition as \mathcal{K} (which plays the role of temperature) is decreased from large values, at $\mathcal{K} \sim 1$. The fact that this is the same critical point discussed above in the context of a soliton-antisoliton unbinding transition as $\mathcal{K} \sim 1$ was approached from below is not an accident; in fact, these are two descriptions of *the same transition*, as discussed in ref. [3]. It simply makes more sense to use a vortex representation when $\mathcal{K} > 1$ and a charge representation when $\mathcal{K} < 1$. The remarkable conceptual similarity between these two representations is an example of Kramers-Wannier duality, originally used in the context of the statistical physics of Ising spin models [113], and later applied to quantum field theories [114] (a particular example of which is the “dirty-boson” model [20] of the 2+1D quantum phase transition in highly disordered superconducting films). In fact, the well-known approximate self-duality for lumped JJs (between the case of

high environmental impedance where q is well-defined and low environmental impedance where ϕ is well-defined [115, 75, 81]) is a limiting 0+1D example of this same concept.

Before proceeding to the next section in which we discuss actual experiments, it is instructive to consider one more abstract case: the 1+1D electric analog of a magnetic field applied perpendicular to a strongly type II superconducting thin film: a quasi-1D wire (without any external circuit connections) which is subjected to a uniform external *electric* field along its length. In the familiar 2D magnetic case, one has the usual lower critical field H_{c1} below which flux is excluded via the Meissner effect, and above which magnetic vortices enter the sample; the thermodynamics of this transition is governed by the Gibbs free energy:

$$G = F - \int dV \mathbf{H}_e \cdot \mathbf{B} \quad (43)$$

where F is the Helmholtz free energy, \mathbf{H}_e is the external field, and \mathbf{B} is the actual magnetic flux density. The second term is associated with work done by the field source when flux is excluded from the sample (the overall free energy is lowered when the flux is allowed to penetrate). The condensation energy of the superconductor (contained in F) is balanced against this, such that when more free energy is gained by having a uniform superconducting state than the amount of work required from the source were the flux to be expelled, a Meissner state results in which field is excluded from the sample except within a distance from the film edges equal to the so-called “Pearl length” $\lambda_\perp \approx \lambda^2/2t$ where $t \ll \lambda$ is the film thickness. It turns out that the additional contribution to the Euclidean action in 1+1D associated with an electric flux source can be written in a completely analogous way:

$$\mathcal{S}_{tot} = \mathcal{S}_w - \frac{1}{2\pi\mathcal{K}} \int dudv \mathbf{e} \cdot \mathbf{d} \quad (44)$$

where \mathcal{S}_w describes the wire, and the second term describes work done by the source. In a similar manner to eq. 43, \mathbf{e} is the external field, and \mathbf{d} is the actual “field” which contains the system’s response. One can get an intuitive feel for this additional work by imagining that the external field is produced as shown schematically in fig. 2(c) by a moving source of magnetic flux. In this case, mechanical work must be done to keep the magnet moving at fixed velocity v_ϕ if the wire expels the motional electric field. These considerations imply that external fields below a critical value will be expelled from the wire, except within a spatial distance λ_E of its ends. Above that critical field, “lattices” of type II phase slips will occur analogous to magnetic Abrikosov lattices [89], which correspond to a spatially and temporally periodic electric field in the 1+1D case. This analogy also applies to the physics of vortex edge barriers, and in particular to vortex penetration into long, narrow strips [116], which is the 2D case analogous to a finite wire in 1+1D (where the width of the 2D strip is analogous to the length of the wire in our 1+1D case) that we discuss in the next section.

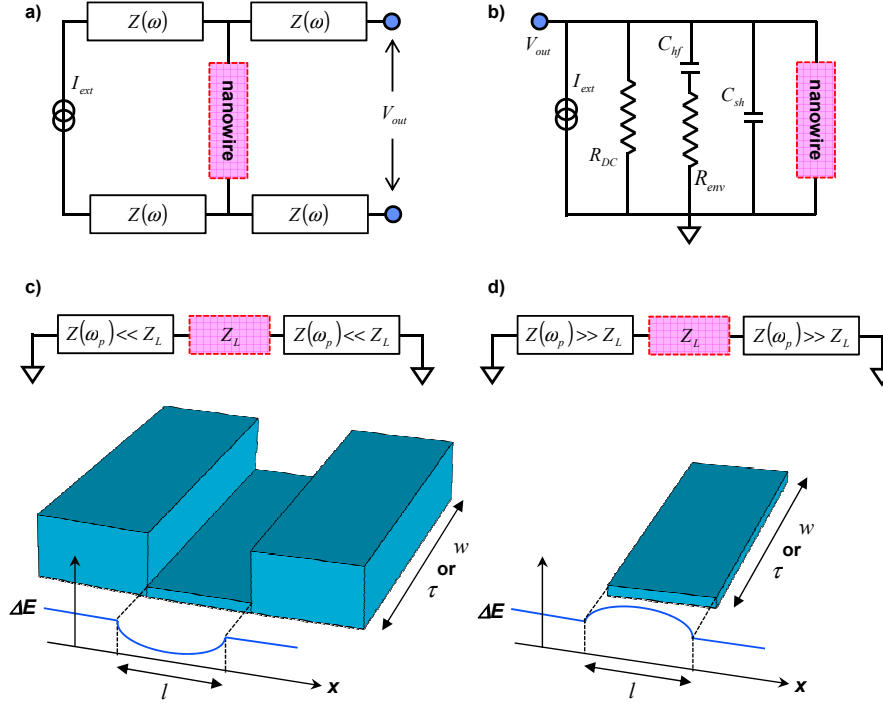


Figure 8. Experimental configuration for typical QPS measurements. (a) four-wire configuration used in typical R vs. T measurements. (b) lumped circuit model of the electromagnetic environment, following ref. [76]. At low frequencies, the wire effectively sees a current source with large DC compliance R_{DC} , but at high frequencies lumped parasitics and the characteristic impedance of the measurement connections reduce the effective impedance. This is modeled by a lumped shunt capacitance C_{sh} in parallel with a high-frequency resistance R_{env} , which becomes important above the high-pass corner frequency $(R_{env}C_{hf})^{-1}$. (c) in nearly all experiments where specialized techniques are not used to control the high-frequency EM environment, the dominant contribution to this environment is R_{env} , which is likely to be $\ll Z_L$, the linear impedance of the nanowire. In this limit, the interaction of a type II phase slip with the wire edges can be described in terms of image phase-slips of the same sign, resulting in a repulsion from the wire's ends, and a potential minimum at the center of the wire. The corresponding 2D magnetic case analogous to this is a weak superconducting link between two thick superconducting banks (a Josephson weak-link junction [78]) where a magnetic vortex attempting to pass through the junction encounters a potential minimum (a saddle point) at the center of the bridge. (d) If, on the other hand, $R_{env} \gg Z_L$, the image phase slips have opposite sign such that the real phase slip is attracted to the wire's ends and a potential maximum occurs in the center of the wire. The analogous 2D magnetic case is that of an isolated superconducting strip [116].

6. Connection to experimental systems

In order to discuss the implications of our work for past and ongoing experiments aimed at observing evidence for QPS, we must first consider boundary conditions appropriate for the electrical connections to nanowires used in actual measurements. We consider the limit where the radiation wavelength corresponding to the characteristic frequency

ω_p in the medium surrounding the wire is much larger than the wire length, so that the electromagnetic environment can be treated as a simple, lumped-element boundary condition at the wire's ends. The typical experimental configuration is shown in fig. 8(a): a four-wire resistance measurement, in which the leads are usually designed to have high resistance at the low frequencies associated with quasistatic IV measurements [†]. Our circuit model for this configuration is similar to that used for JJs [76], and is shown in fig. 8(b). As pointed out in ref. [76], unless special techniques are used (such as in refs. [104, 70, 117, 72]), the lead impedance $Z(\omega)$ is certain to become relatively low ($< Z_0$, the impedance of free space) at high enough frequency, even if $Z(\omega) \gg Z_0$ as $\omega \rightarrow 0$. Given that the important frequency for our model is ω_p , which will turn out to be relatively high, a crucial feature of the environment model of fig. 8(b) is a low, resistive impedance at high frequency such that: $Z_{env}(\omega_p) \approx R_{env} \ll Z_L, R_Q$. In this limit, the classical boundary condition at the wire ends is effectively a short, such that interaction of a type II phase slip with the wire's ends can be described using image phase slips of the same sign [52], resulting in repulsion from the edges and an activation energy barrier for phase slip events ΔE as a function of the phase slip position like that shown in fig. 8(c). It is important to note that this is *not* analogous to the 2D magnetic case of an isolated, finite-width superconducting strip as in ref. [116]. Rather, our situation is analogous to a very short superconducting weak link between two large banks, where the link length l is analogous to our wire's length, and the link width $w \gg l$ maps to Euclidean time in 1+1D [fig. 8(c)]. In both of these cases the vortex (type II phase slip) sees a free-energy (Euclidean action) *minimum* at the link (wire) center. In the opposite case where $Z_{env} \gg Z_L$, the image vortices have *opposite* sign, such that phase slips are attracted to the edges as shown in fig. 8(d); this is in fact the 1+1D analog to the finite-width superconducting strip of ref. [116] ^{*}.

For very long wires with $l \gg \lambda_E$, the contribution of the environment can naturally be neglected, since even in the high- Z case where the action is lower for phase slips to occur within a distance λ_E of the two ends [c.f., fig. 8(d)] which then interact predominantly with their images, the statistical weight of such paths in the partition function becomes negligible for long enough wires. However, when l becomes sufficiently smaller than λ_E , the interaction with image phase slips eventually dominates the partition function, such that the environmental impedance alone determines the ground state (as opposed to Z_L) [‡]. Qualitatively, this describes the crossover to the lumped-element regime discussed by MN [57], which is the dual of the extensively-studied case

[†] Two notable exceptions are the very recent experiments of refs. [69] and [71] which use qualitatively different measurement techniques.

^{*} Note that a related discussion of boundary effects in the two limits mentioned here can be found in ref. [52], though in that case it was applied to the “bare”, microscopic QPS events, in contrast to our macroscopic type II phase slips. In our duality picture, QPS are the microscopic phenomenon dual to JT events in a JJ, while type II phase slips are so-called “secondary macroscopic” quantum processes [61], dual to Bloch oscillations in the lumped-element limit [63, 62, 64, 75, 65].

[‡] Analogous arguments were made in ref. [52] in the context of a particular description of microscopic QPS events.

of lumped JJs [115, 75, 62, 59].

An example of the current distributions for the two lowest-action type II phase slip lattices, for a wire with $l \ll \lambda_E$ in a low-impedance environment ($R_{env} \ll R_Q, Z_L$) corresponding to an effective voltage bias, is shown schematically in fig. 9(a)†. These two lattices can be identified directly with the two lowest energy bands of an approximately lumped phase-slip junction, as shown in fig. 9(b), and discussed by MN [57]. To see this, first consider the total Euclidean action $\mathcal{S}_{II}^{tot}(x)$ of a type II phase slip at position x in the $R_{env} \ll Z_L, R_Q$ limit, and the corresponding classical energy barrier $\Delta E(x)$ ($x = 0$ is taken to be the middle of the wire):

$$\begin{aligned} \Delta E(x) &\sim \hbar\omega_p \mathcal{S}_{II}^{tot}(x) \\ &= \hbar\omega_p \left\{ \mathcal{S}_{II} + \frac{1}{2} \sum_{i=1}^{\infty} \left[\mathcal{S}_{int}[2il] + \frac{1}{2} \mathcal{S}_{int}[(2i-1)l - 2x] \right. \right. \\ &\quad \left. \left. + \frac{1}{2} \mathcal{S}_{int}[(2i-1)l + 2x] \right] \right\} \end{aligned} \quad (45)$$

Here, the first line is valid as long as $\beta^{-1} = k_B T \ll \hbar\omega_p$, and in the second line the summations are over image phase slips. In the $\lambda_E \gg l$ limit we can neglect the x -dependence as well as the first (self-energy) term, and replace the sums with an integral, to obtain:

$$\Delta E_{\lambda_E \gg l} \approx \frac{E_L}{4} \left[1 + \frac{l}{\lambda_E} \frac{2}{\pi} \left(\ln \frac{l}{\lambda_E} - 1 \right) \right] \quad (46)$$

where $E_L \equiv \Phi_0^2/(2L_k)$ is the inductive energy of the wire with total kinetic inductance L_k . Thus, the first term in eq. 46 is precisely the kinetic-inductive energy $E_L/4$ that would be approximately expected at $\Phi = \Phi_0/2$ from fig. 9(c) in the $S_0 \gg 1$ limit, as well as from the lumped-element description of MN, and the second term is the leading-order correction to this result in the small quantity l/λ_E . Since a constant voltage across the wire implies that Φ evolves at a constant rate, corresponding to motion at constant “velocity” along the horizontal axis ($d\Phi/dt \equiv V$) of figs. 9(c),(d), the type II phase-slip cores can be identified with the avoided crossings that define the energy bands U_0 and U_1 . The crossings shown at half-integer values of Φ/Φ_0 occur where two states with m differing by 1 are coupled, and correspond to a single phase-slip core in the wire. The crossings at integer values of Φ/Φ_0 (the upper state of which is $U_2(\Phi)$, not shown in the figure) occur where states with m differing by 2 are coupled, and therefore correspond to the simultaneous presence of two phase slip cores in the wire, as shown in the upper half of (a) at these points. The resulting temporal *current* oscillations [fig. 9(d)] at fixed *voltage* are the exact dual of Bloch oscillations in a lumped JJ [63, 62, 64, 75, 65].

† These solutions are analogous to 2D Abrikosov lattices of magnetic vortices in a superconducting weak link of width l connecting two large superconducting banks as in fig. 8(c) [78], where time in 1+1D maps to the width of the link, and our \mathbf{j} maps to the 2D current density.

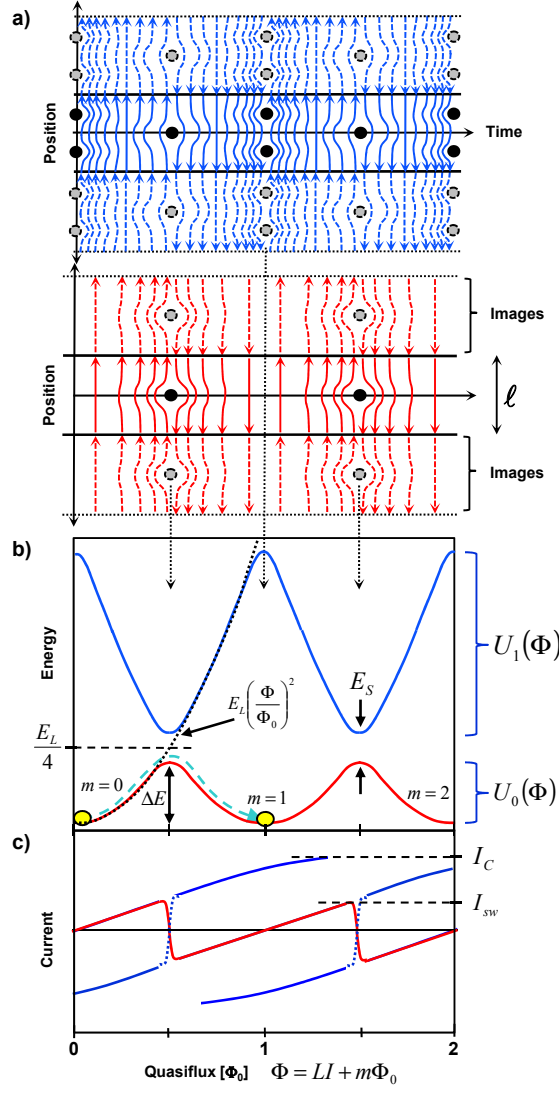


Figure 9. Type II phase-slip lattices in a low- Z environment. (a) the two lowest-energy lattices for a constant voltage $V = \dot{\Phi}$ (with $R_{env} \ll R_Q, Z_L$) across a short wire ($l \ll \lambda_E$), where the lines/arrows represent \mathbf{j} [c.f., eq. 36], and solid circles are the phase-slip cores; dashed lines and shaded circles indicate image phase slips. Interaction with the wire ends (via the images [c.f., eq. 42]) produces currents that are nearly uniform along the wire, except near the cores. (b) the two lowest bands $U_0(\Phi)$ and $U_1(\Phi)$, which are dual to the quasicharge bands of a JJ in a high- Z environment [63, 62, 64, 75, 65]. Inductive parabolae with $E = E_L(\Phi/\Phi_0 - m)^2$ are degenerate at $E = E_L/4$, where an avoided crossing occurs due to E_S [88, 57, 74]. If $E_S \rightarrow 0$, the wire is simply an inductance L_k with energy $E_L(\Phi/\Phi_0)^2$ (dashed black line). The current distributions shown in (a) correspond to adiabatic evolution along the lowest bands in (b), indicated by the dashed arrow for the lower band, which is dual to Bloch oscillation of a JJ [63, 62, 64, 75, 65]. (c) current-phase relation for the wire, which is similar to a long superconducting weak link [78], save for the QPS-induced avoided crossings, which result in a switching current $I_{sw} < I_C$ into a voltage state. A constant $V = \dot{\Phi}$ results in an oscillatory current, as shown by the red line in (c).

Beginning with the seminal work of Giordano [35], nearly all the experimental efforts to observe evidence for QPS have focused on the region near T_C where the stiffness V_{1D} goes to zero, so we begin our discussion of experiments with this regime. The motivation behind such experiments is the idea that quantum phase slips (if they exist) should become exponentially more frequent as the energy barrier is lowered. Of course, thermally activated phase slips also become exponentially more frequent, so that the objective in such measurements can only be to observe qualitative deviations from simple LAMH thermal activation as the temperature is lowered, in the hope that such deviations can be identified with QPS. A wealth of experimental data now exists in which resistance vs. $(T_C - T)$ measurements are compared to LAMH theory, in In [35], Pb [37], PbIn [36], Al [34, 39, 50, 40], Ti [41], MoGe [118, 51, 38, 17], and Nb [46] nanowires. In many cases, deviations are indeed observed, which are attributed to QPS and compared to the models of Giordano [35, 38] or GZ [42, 43]. However, as we now show, all of these diverse phenomena may alternatively be explained in our model with *thermal activation only*, of type II phase slips.

We cast our problem in a form analogous to the original work on LAMH phase slips [25, 26, 27], using eq. 2 from section 2 to obtain the general expression for a (thermal) phase-slip-induced effective resistance of a superconductor [26, 38, 35, 17] (also used to describe thermal phase slips in JJs [80, 81, 76]):

$$R_{ps} = \frac{\langle V \rangle}{I} = R_Q \frac{\hbar \Omega_{ps}}{k_B T} \exp \left(-\frac{\Delta E_{ps}}{k_B T} \right) \quad (47)$$

where ΔE_{ps} is the classical energy barrier, and Ω_{ps} is the attempt frequency [80, 81]. We consider three distinct, simplified regimes: (i) where $\lambda_E \gg l$, for which the energy barrier is given by eq. 46 and illustrated in fig. 9(c); (ii) where $\lambda_E \ll l$, so we can neglect entirely the statistical weight of paths that interact with the ends, and:

$$\Delta E_{\lambda_E \ll l} \approx \hbar \omega_p \mathcal{S}_{II} = \frac{1}{2L_\lambda} \left(\frac{\Phi_0}{2} \right)^2 K_0 \left(\frac{l_\phi}{\lambda_E} \right) \quad (48)$$

where we have defined the effective total inductance for a type II phase slip: $L_\lambda \equiv \pi \mathcal{L}_k \lambda_E / 4$ (by analogy to eq. 46); and finally (iii), an intermediate regime where $\lambda_E \lesssim l$, so that the energy barrier is a saddle point at the wire's center like that shown in fig. 8(c), and we can make the approximation that all phase slips occur at that point:

$$\Delta E_{\lambda_E \lesssim l} \approx \frac{1}{2L_\lambda} \left(\frac{\Phi_0}{2} \right)^2 \left[K_0 \left(\frac{l_\phi}{\lambda_E} \right) + \frac{1}{2} \sum_{i=1}^N K_0 \left(\frac{il}{\lambda_E} \right) \right] \quad (49)$$

truncating the sum at some small N beyond which the N -dependence can be neglected.

We model Ω_{ps} in a simple manner based on well-known results for lumped JJs, where we treat the fluctuations for each length λ_E of wire as independent if $\lambda_E \ll l$ [†], or the whole wire as a single fluctuating region if $l \lesssim \lambda_E$. We describe each fluctuating region

[†] This is approximately valid for phase slip rates which are low enough that we can neglect the statistical weight of paths in which phase-slips interact with each other substantively.

in terms of an effective Josephson inductor L_f in parallel with an effective damping resistance R_f and shunt capacitance C_f . For case (i) ($\lambda_E \gg l$), these quantities are simply L_k , R_{env} , and C_{sh} ; for cases (ii) and (iii) ($\lambda_E < l$) we take instead: L_λ , Z_L (the effective resistance looking out of the fluctuation region into the plasma modes of the wire), and $C_l(l_\phi \rightarrow \lambda_E)$ [c.f., eq. 20]. Strictly speaking this is only correct in case (ii), of course, but we use it here as an estimate also for case (iii). The attempt frequency is given approximately by [81]:

$$\Omega_{ps} \approx N_\lambda \omega_f \left[\sqrt{1 + \frac{1}{4Q_f^2}} - \frac{1}{2Q_f} \right] \quad (50)$$

where $N_\lambda \equiv l/\lambda_E$ for $l \gg \lambda_E$ and $N_\lambda = 1$ otherwise, $\omega_f \equiv 1/\sqrt{L_f C_f}$ and $Q_f \equiv \omega_f R_f C_f$, and this expression holds in the limit where $k_B T \gg \hbar \Omega_{ps}$. In the overdamped regime ($Q_f \ll 1$) which is relevant in all experimental cases of interest here, $\Omega_{ps} \approx R_f/L_f$.

Figure 10 shows the resulting calculated R vs. T for the parameters of four experimental cases, in order of increasing strength of QPS (as predicted by our model): (a) Giordano's original 40-nm In wire [35], with $S_0(T = 0) = 110$; (b) the 15-nm Al wire of ref. [40], with $S_0(T = 0) = 25$; (c) the 50-nm Ti wire of ref. [41], with $S_0(T = 0) = 9.0$; and (d) a 7-nm MoGe wire (S1) from ref. [48], with $S_0(T = 0) = 6.2$. In each case, the corresponding LAMH prediction is shown by a red dashed line. The bottom panel of each figure shows l_ϕ and the predicted λ_E vs. temperature. The zero-temperature parameters chosen to produce these data are tabulated in table 1, and the temperature dependence of λ and ξ are taken from the supplement to ref. [48]. As we will now describe, the additional dynamics associated with the new length scale λ_E (and in particular its T -dependence) can provide a possible, unified explanation for the variation of phenomena observed in these wires which deviate from LAMH behavior.

Notice that as QPS gets stronger from (a)-(d), λ_E becomes correspondingly shorter and more weakly temperature-dependent [c.f., eq. 30], to the point that for the MoGe case in (d) it is almost constant over the temperature range of interest; this trend can explain the paradoxical result that a clear “resistive tail” was observed by Giordano in a 41-nm-wide In wire ($R_\xi = 3.6\Omega$ at $T = 0$) (a), while temperature scaling consistent with simple LAMH theory was observed by Bezryadin in a ~ 7 -nm-wide MoGe wire ($R_\xi = 110\Omega$ at $T = 0$). In previous theories for QPS [35, 38, 42, 43], $S_0 \sim R_Q/R_\xi$ and $E_S \sim B(l/\xi)\Delta S_0 \exp -AS_0$ with A and B material-independent constants of order unity. This would suggest a $T = 0$ QPS energy $\sim 10^{11}$ -times larger in the MoGe case, which is difficult to explain under the hypothesis originally advanced by Giordano, and used by many subsequent authors, that anomalous resistance larger than the LAMH prediction as T is lowered is a direct manifestation of a quantum phase fluctuation “rate”.

In contrast to this, our model for the observed R vs. T data is based purely on thermal activation of type II phase slips (macroscopic, semiclassical excitations that arise out of QPS), which become more and more like LAMH phase slips as $T \rightarrow T_C$ and λ_E becomes comparable to l_ϕ , but have a qualitatively different temperature dependence

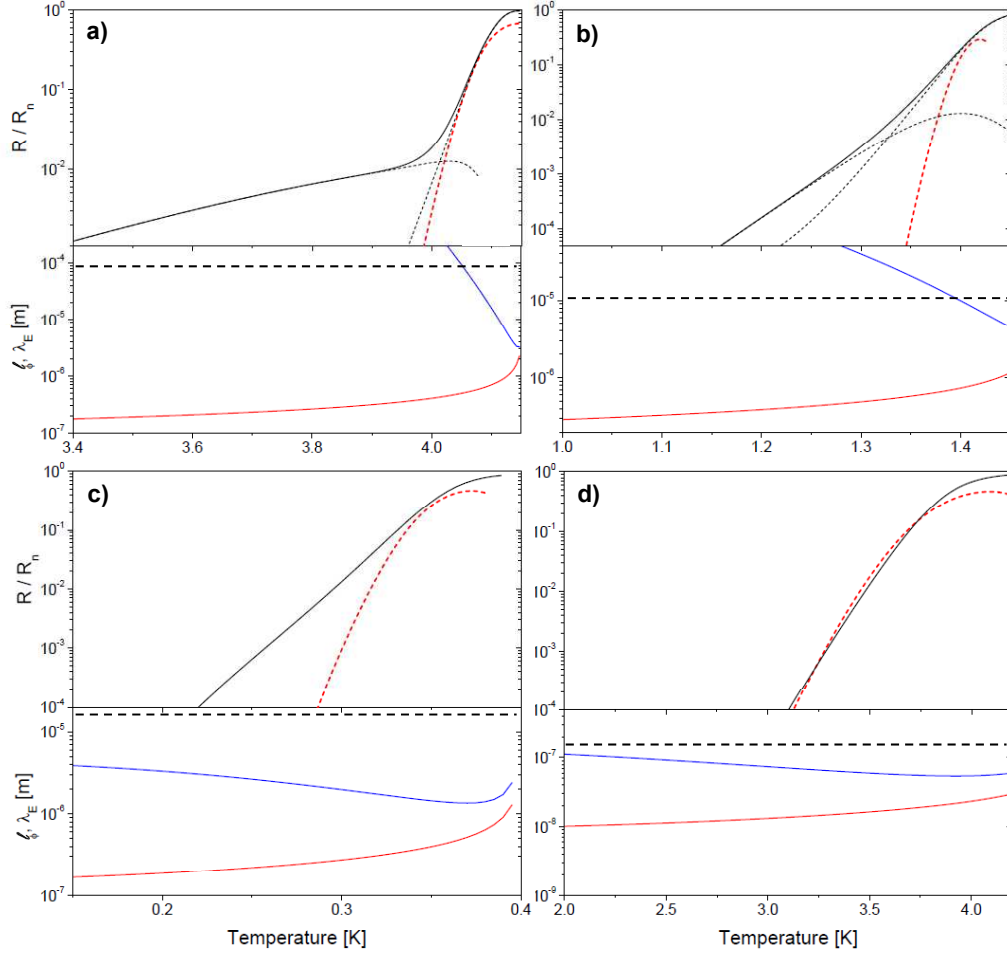


Figure 10. Resistance vs. temperature near T_C in our model for: (a) 40-nm In wire from ref. [35]; (b) 15-nm Al wire from ref. [40]; (c) 53-nm Ti wire from ref. [41]; (d) 7.5-nm MoGe wire (S1) from ref. [48]. Solid black lines are derived from our model, using parameter values described in table 1, and compare favorably with the experimental results. Dashed black lines are shown in the cases where a crossover occurs in our model between two regimes considered in the text, and the solid black line is then a guide to the eye in connecting these smoothly. Predictions of LAMH theory are shown by red dashed lines. In previous works, qualitative deviations from LAMH theory are modeled by taking a QPS “rate” $\sim E_S/\hbar$. In our model these deviations are instead explained in terms of *purely thermal activation of type II phase slips*, where the temperature dependence of the length scale for these events λ_E is particularly important. The bottom half of each panel shows this dependence (blue curve) as well as that of $l_\phi = 1.8\xi$ (red curve) for reference. For the In case in (a), with weakest QPS, λ_E increases sufficiently quickly as T is lowered that a clear crossover is observed when it becomes much larger than the wire length l . In the Al (b) and Ti (c) cases which have progressively stronger QPS, λ_E becomes shorter and the crossover is obscured, such that the qualitative signature is only a reduced slope and change of curvature on the log plot. Finally in the case of MoGe (d), the QPS is sufficiently strong that λ_E does not vary appreciably over the relevant temperature range, and the temperature scaling of the energy barrier becomes very similar to that predicted by LAMH.

Wire	R_{env} [Ω]	C_{sh} [fF]	\mathcal{C}_\perp [pF/m]	ϵ_{out} [ϵ_0]	ϵ_{in} [ϵ_0]	T_C [K]	$\sqrt{A_{cs}}$ [nm]	l [μ m]	$\xi(0)$ [nm]	$\lambda(0)$ [μ m]
In [35]	120	50	25	1.5	5	4.2	41	80	40	0.15
Al [40]	30	50	48	5.5	5	1.5	15	10	100	0.21
Ti [41]	-	-	56	5.5	5	0.41	53	20	80	3.0
MoGe [48]	-	-	25	1.5	5	4.0	7.5	0.11	5	0.71

Table 1. Wire parameters used for figure 10. For all wires we take the single value $l_\phi = 1.8\xi$ (which qualitatively produces the best global agreement across all cases considered in this paper). The values for $\xi(0)$ are taken from the references listed, and $\lambda(0)$ are calculated using the BCS relation between Λ and ρ_n , the normal-state resistivity. T_C was adjusted to optimize agreement with experiment. For the In and Al wires, we also adjusted the parameters R_{env} and C_{sh} associated with the electromagnetic environment; for the Ti and MoGe wires these do not enter into our prediction since these cases do not reach the lumped-element limit $\lambda_E \gg l$. We took $\epsilon_{in} = 5$ for all four cases, which is reasonable for these relatively low-resistivity films (though the results were not highly sensitive to this choice). The permittivities ϵ_{out} describe an effective average experienced by fluctuation electric fields near the wire; for the first three cases we use $\epsilon_{out} \approx (\epsilon_s + 1)/2$ (where ϵ_s is the substrate permittivity), which is the usual result for a microstrip transmission line with a distant ground plane. We took $\epsilon_s = 10$ for the Al and Ti wires which were on Si, and $\epsilon_s = 3$ for the In wire which was on glass. The MoGe wire was deposited on an insulating carbon nanotube suspended in vacuum above its substrate by a distance $\gg l_\phi$. To optimize the agreement with experiment we allowed $\epsilon_{out} = 1.5$ (which could plausibly be the case due the effective permittivity of the nanotube). The values for \mathcal{C}_\perp were obtained using Sonnet, a microwave simulation tool, in the first three cases. For the MoGe case, we adjusted \mathcal{C}_\perp upwards from the 15 fF/m predicted by Sonnet (for a bare, suspended wire) to optimize the agreement; this is again a plausible effect of the nanotube.

when $\lambda_E > l_\phi$. In the case of Giordano's In wires, the crossover previously attributed to a transition from thermal to quantum phase slips is explained in our model by a change simply in the T -dependence of the thermal energy barrier when λ_E becomes larger than the total wire length l : as shown above, when $\lambda_E \ll l$, the temperature-dependence of λ_E is important, whereas when $\lambda_E \gg l$ it drops out [c.f., eq. 46], and only the temperature dependence of L_k matters. Put another way, the energy barrier is essentially inductive: $\sim \Phi_0^2/2L$, where the relevant L crosses over from L_λ to L_k . The predicted behavior in panel (a) compares favorably to that shown in fig. 1 of ref. [35]. Note that although the behavior near T_C is not strictly LAMH in our model, it is quite similar, and consistent with the observations; in fact, our model does not require the ad hoc $4x$ reduction in the energy barrier used by Giordano in order to fit LAMH theory to his observations near T_C . In our model, strictly LAMH behavior (where λ_E drops completely out of the dynamics) only occurs when $\lambda_E \ll l_\phi$, a regime which is never quite reached in the cases considered here. That said, when $\lambda_E \sim l_\phi$, we predict an energy barrier which scales in approximately the same manner as that used by LAMH, as clearly evident in fig. 10(a) near T_C . This similarity in scaling can then explain the result of Bezryadin shown in

panel (d). In this case, we have $\lambda_E/l_\phi \sim \mathcal{O}(1)$ over the entire temperature range of interest, such that the energy barrier behaves indistinguishably from that predicted by LAMH theory, and as shown in the figure we predict an R vs. T which is essentially identical to the LAMH fits used by Bezryadin.

Aside from the extreme cases of Giordano and Bezryadin, there is also an intermediate class of observations from several groups which exhibit a clear deviation from LAMH behavior, but no obvious crossover as in Giordano’s original work [38, 51, 17, 37, 39, 41, 40, 48]. In most cases, these results were taken as evidence for QPS, and fit directly with the theory of Giordano [35, 38] or GZ [42, 43] by interpreting the QPS energy E_S as a phase slip “rate” [17, 41, 40, 48, 57]. Two representative examples of these type of R vs. T curves are shown in figs. 10(b) and (c), whose deviations from LAMH scaling have been previously interpreted as evidence for QPS. However, all of these deviations from LAMH scaling are also completely consistent with our model of purely thermal activation of type II phase slips, as evidenced by the fact that our predictions again compare favorably with fig. 2 of ref. [40] and fig. 2 of ref. [41].

At a high level, our model implies that in a low- Z environment, even at $T = 0$, QPS can be observed in R vs. T measurements only indirectly, via the phase diffusion [76] and associated resistance arising from thermal hopping over the type II phase slip energy barrier. Similar conclusions apply to the more recent experiments of Bezryadin [48], in which the temperature was kept relatively low, but the *current* was increased. These experiments were modeled after the seminal measurements of macroscopic quantum tunneling in JJs [30], in which effective “escape rates” out of the Josephson potential well were observed as a function of current, from which an effective temperature of the phase fluctuations T_{eff} could be inferred. At higher bath temperatures T (still much less than T_C) it was found that $T_{eff} \approx T$; however, as T was lowered, T_{eff} saturated at a minimum value known as the quantum temperature T_Q , which could be explained quantitatively in terms of the expected quantum phase fluctuations of the circuit. Similar results were obtained for continuous MoGe nanowires in ref. [48], and this was taken as a signature of quantum phase fluctuations associated with QPS [48]. However, neither the quantitative value of the T_Q extracted from these measurements, nor its dependence on wire parameters, could be explained. Furthermore, it remained a mystery why all of these wires which exhibited measurable apparent T_Q also showed purely LAMH-type temperature scaling of resistance near T_C .

We now show how these phenomena can also be described by our model. We consider the lumped-element case corresponding to the energy band $U_0(\Phi)$ shown in fig. 9(c) (since for the parameters of these wires we have $\lambda_E > l$ at $T = 0$), treating it as a classical potential energy and neglecting transitions to higher bands (in the same manner that the lowest quasicharge band of a lumped JJ in a high- Z environment is often treated [63, 62, 64, 75, 65]). The effect of an external bias current I_b can be described, just as for a JJ, by the additional potential energy:

$$U_n(I_b, \Phi) = U_n(\Phi) - I_b \Phi \quad (51)$$

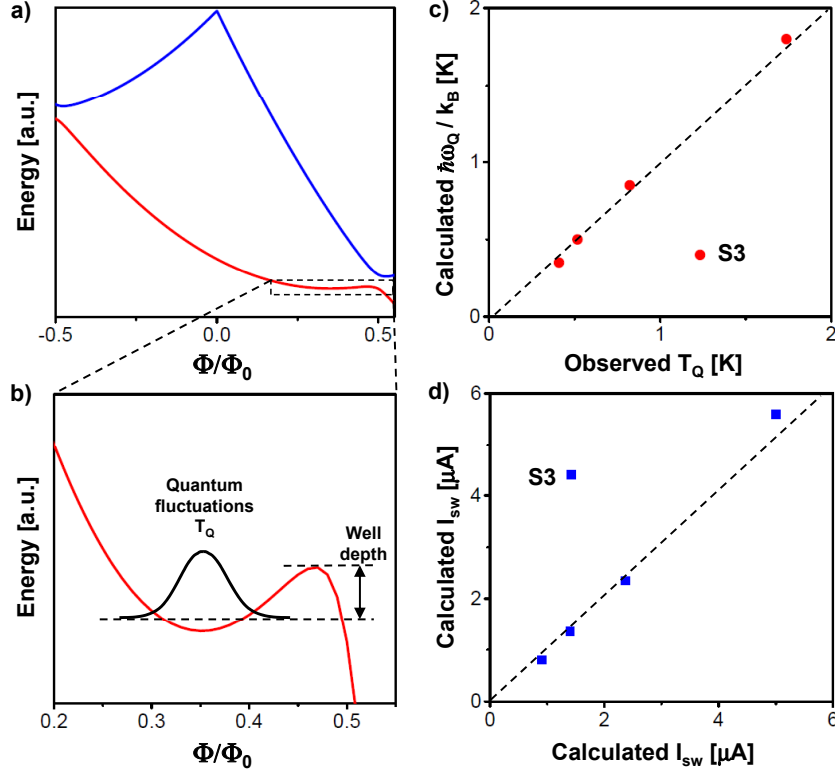


Figure 11. Quantum temperature and switching current in a low-Z environment. (a) lowest two calculated energy bands $U_0(I_b, \Phi)$ and $U_1(I_b, \Phi)$ for wire S1 of ref. [48] at $I_b = 2 \mu A$. (b) expanded view of the residual potential well in $U_0(I_b, \Phi)$. Fluctuations of the $L_k - R_{env} - C_{sh}$ circuit produced by the wire and its environment can cause the phase particle to escape from this well even when there is still a potential barrier, at which point a voltage appears [30, 76]. (c) calculated quantum temperature T_Q for wires S1-5 of ref. [48] vs. the inferred T_Q at $T = 0K$ from ref. [48]. Input parameter values for the five wires are shown in table 2. With the exception of wire S3, the agreement is excellent, where the free parameters were: R_{env} , for which the linear fit gives 100Ω , C_{sh} , to which the results are insensitive as long as the system is overdamped ($R_{env}C_{sh} < \sqrt{L_k C_{sh}}$), which is true here for $C_{sh} \lesssim 10$ fF, and $\epsilon_{in}, \epsilon_{out}$. (d) Solid symbols are calculated values of I_{sw} plotted vs. the observed switching currents [119] for wires S1-5 in ref. [48]. The predictions are derived from eq. 51, assuming that switching occurs at the bias current where the potential well depth is reduced to the $T_Q(0)$ inferred from the experiments.

which lowers the energy barrier for phase slips in one direction while raising it in the other [25, 26, 17, 76, 89] [fig. 11(a),(b)]. As the barrier is lowered by increasing I_b , the phase particle has an increasing chance to surmount it per unit time due to a phase fluctuation. If this occurs, it can either be re-trapped in the adjacent potential well by the damping due to R_{env} , or it can “escape” into the voltage state corresponding to a terminal “velocity” $V = \dot{\Phi}$ (determined by its effective mass and the damping) †. The current at which this occurs then corresponds to the switching current I_{sw} measured in

† This appears to be related to the “deconfinement” predicted in ref. [52].

Wire	A_{cs} [nm ²]	I_{sw} [μA]	T_C [K]	L_k [nH]	E_L [THz]	E_S [GHz]
S1	74	2.37	3.9	0.93	3.5	290
S2	86	1.4	3.8	1.5	2.2	260
S3	130	1.42	3.2	0.62	5.2	13
S4	92	0.91	2.9	1.9	1.7	410
S5	150	4.9	4.6	0.44	7.3	0.60

Table 2. MoGe wire parameters used in figs. 11(c)-(d). For all wires we use $R_{env} = 100\Omega$, $C_{sh} = 5\text{fF}$, $\xi = 5\text{ nm}$, $\epsilon_{in} = 5\epsilon_0$, and $\epsilon_{out} = 1.5\epsilon_0$. Note that significantly larger $\epsilon_{in}, \epsilon_{out}$ would make our predictions in fig. 10(d) inconsistent with the results of ref. [48]; significantly smaller $\epsilon_{in}, \epsilon_{out}$ would increase the QPS sufficiently that the predicted I_{sw} shown in fig. 11(d) would be suppressed well below the observed values.

ref. [48]. Based on our discussion of case (i) above ($l < \lambda_E$), we can adapt the well-known analysis of MQT in JJs to the present purpose, from which we obtain the crossover temperature T_{cr} where the fluctuation energy scale in the exponent of eq. 47 goes over from $k_B T$ to $k_B T_Q$. In the overdamped limit, this is simply: $k_B T_{cr} \approx \hbar \Omega_{ps} \approx \hbar R_{env} / L_k$. The fact that the capacitance C_{sh} does not appear in T_{cr} in the overdamped limit illustrates that “quantum temperature” would be a misnomer for this quantity; as discussed in ref. [81], in the overdamped limit quantum tunneling does not contribute to the escape rate at all. Rather, it is dominated for $T \ll T_{cr}$ by the classical fluctuations that necessarily come with strong damping, via the fluctuation-dissipation theorem*. Figure 11(c) shows a comparison between the experimental results of ref. [48] and our expectations based on the discussion above. For four of the five reported wires, the agreement is relatively good. We can also compare the average switching current into the voltage state I_{sw} observed in ref. [48] with our prediction based on eq. 51 (we take the predicted switching current to be that at which the depth of the potential well is equal to the observed $T_Q(0)$). Figure. 11(d) shows that the agreement with experiment is also good for the same four wires.

Our discussion also suggests a different explanation for another observation in ref. [48] that was highlighted as direct evidence for QPS: the fact that the width of the stochastic probability distributions $P(I_{sw})$ (obtained from many repeated I_{sw} measurements) increased as T was lowered. Since the system is overdamped, at high T the phase particle moving in the potential $U_0(I_b, \Phi)$ can be thermally excited over a barrier many times (undergo many phase slips), each time being re-trapped by the damping, before it happens to escape into the voltage state. At low T , these excitations are sufficiently rare that in a given time the system is more likely to experience a single fluctuation strong enough to cause escape than it is to experience multiple weaker fluctuations which act together to cause escape. Just as for JJs, this produces a $P(I_{sw})$

* Note that in the underdamped case, $k_B T_{cr} \approx \hbar \omega_f$, which *can* be directly identified with quantum zero-point fluctuations.

that broadens as T is lowered [76], since fewer phase slips are associated with each switching event, and the resulting stochastic fluctuations of I_{sw} are larger. Note that in contrast to ref. [48], where these results were explained by local heating of the wire by individual quantum phase slips, our discussion would suggest that the energy $I_b\Phi_0$ released during a type II phase slip is dissipated in the environmental impedance R_{env} .

Very recently, in the wake of MS's seminal work [57], several experimental groups have pursued entirely new experimental approaches that have allowed more direct observation of QPS phenomena [69, 70, 117, 71, 72]. In one case, using a -InO_x films, Astafiev and co-workers [69] demonstrated the phase-slip qubit of ref. [88], in which the nanowire forms a closed loop. Although this can be viewed as $R_{env} = 0$, the fixed-phase boundary condition imposed by a closed superconducting loop threaded by a flux $\Phi_0/2$ biases the PSJ exactly on the avoided crossing of width E_S shown in fig. 9(c). Direct spectroscopic measurement of this splitting is then possible, and yielded in these experiments $E_S/h \sim 5$ GHz [69] (corresponding to $V_C = 65\mu\text{V}$). Note that in our model, this case corresponds to a type II phase slip essentially trapped in the wire, such that a null in the order parameter (of size $\sim l_\phi$) should be present somewhere [c.f., fig. 9(a)][†]. Another recent pair of experiments, in two different groups, measured a -NbSi [70, 117] and dirty Ti [72] biased through Cr or Bi nanowires with extremely large DC resistances. A clear Coulomb blockade was observed in both cases, with threshold voltages $V_C \sim 700\mu\text{V}$ ($E_S/h \sim 54$ GHz) for the a -NbSi [117], and $V_C \sim 800\mu\text{V}$ ($E_S/h \sim 62$ GHz) for the Ti [72]. In table 3, we show our expectations for V_C in these three cases, along with the parameters on which they are based. Note that although the a -InO_x case falls well within the lumped regime $\lambda_E > l$, where we can use: $V_C = E_S\pi/e$, the opposite is true ($\lambda_E \ll l$) for the a -NbSi and Ti wires. In these two cases, we do not therefore expect V_C to be proportional to $E_S \propto l$. Rather, as discussed for 1D JJ arrays in the Coulomb blockade regime [108], the blockade voltage expected when the system is much longer than the soliton length (our λ_E) is given by: $V_C \approx E_C\lambda_E$ where $E_C = E_S\pi/(el)$ is the critical electric field. This critical voltage for $\lambda_E \ll l$ is defined by the condition that the energy barrier for a single soliton of size λ_E to enter the array goes to zero, and the subsequent current flow just above V_C is carried by a train of these $2e$ -charged objects [108]. With V_C thus defined for the a -NbSi and Ti cases, and with $l_\phi = 1.8\xi$ fixed (this value gave the best agreement between the predictions of fig. 10 and experimental R vs. T data in those four cases), remarkably, the results are within a factor of two of all three observed values.

[†] Note that the same is true for any flux qubit when a half-integer number of Φ_0 threads the loop, such that two counter-rotating currents interfere destructively. However, in a conventional flux qubit based on one or more JJs, the corresponding null in the order parameter occurs inside an insulating JJ barrier. This may be an important distinction from the phase-slip qubit of refs. [88, 69], because there are no low-lying electronic states in the insulating JJ barrier, while there should be such states inside a region of superconducting wire where the gap is forced to zero by an applied boundary condition (i.e. the flux through a closed loop). The presence of such states might act as a source of dissipation and/or decoherence.

Wire	$\sqrt{A_{cs}}$ [nm]	l [μm]	T_C [K]	$\xi(0)$ [nm]	$\lambda(0)$ [μm]	\mathcal{C}_\perp [ϵ_0]	ϵ_{in} [ϵ_0]	λ_E [μm]	V_C [mV]	$V_C(\text{GZ})$ [mV]		
InO _x	37	0.4	2.7	10	6.6	6.3	14	2.3	0.066	0.068	~ 0	0.26
Ti	24	20	0.4	80	8.6	5.8	10	0.56	0.75	18	0.72	17
NbSi	14	5	1.2	12	2.4	5.5	70	0.76	0.69	0.18	~ 0	0.75

Table 3. Wire parameters for comparison of our model with quantum phase slip observations. In all cases we take $l_\phi = 1.8\xi(0)$ and $\epsilon_{out} = 5.5\epsilon_0$. Values for T_C and $\xi(0)$ were taken from the experimental references. Since ϵ_{in} due to bound charges is masked by the strong inductive response of free carriers in typical experiments, we have taken experimental values when they exist from measurements made just on the insulating side of a metal-insulator transition. These values are: $\epsilon_{in} \sim 2 - 40$ for $a\text{-InO}_x$ and 70-110 for $a\text{-NbSi}$, from refs. [120] and [121]. The value for Ti, lacking experimental data, was simply adjusted to simultaneously optimize the agreement in this table and that shown in fig. 10; note, however, that the V_C predicted for this Ti wire is relatively insensitive to the choice of ϵ_{in} . The $T = 0$ penetration depth $\lambda(0)$ was obtained from the normal-state resistance using the relation: $\Lambda = a\hbar\rho_n/[\pi\Delta(0)]$, where $a = 1$ in BCS theory. For $a\text{-NbSi}$ and Ti, $a = 1$ was used; for $a\text{-InO}_x$ we used $a = 1.8$ as measured in ref. [69]; this larger value was attributed to close proximity to a metal-insulator transition. The distributed capacitance \mathcal{C}_\perp was obtained using the Sonnet EM simulation software. The electric penetration depth was calculated from eq. 30; for $a\text{-InO}_x$, where $\lambda_E > l$, the critical voltage was calculated using eq. 23; for the other two cases where $\lambda_E \ll l$, we used $V_C \sim E_C\lambda_E$ as in ref. [108] for blockaded JJ arrays. The last three columns show the GZ result for V_C , for three different values of the coefficient A : 0.58, 3.4, and 0.48, respectively, which separately produce agreement for each of the three materials.

The last three columns of table 3 show the corresponding predictions of the GZ model according to ref. [43]:

$$E_S = \Delta S_{GZ} \frac{l}{\xi} e^{-S_{GZ}} \quad S_{GZ} = A \frac{R_Q}{R_\xi} \quad (52)$$

where Δ is the superconducting gap, A is a constant of order unity which should not depend strongly on the material, and R_ξ is the normal-state resistance of a length ξ of the wire. For the three columns, we have chosen values of A for which the prediction agrees with each of the three observations individually, to illustrate that a single approximate value for A cannot likely account for all of the observations. This is particularly true given the very long length and small gap of the Ti wire, which can only be explained in the GZ model of a lumped QPS “rate” $\sim E_S/h$ by a very large constant $A = 3.4$. By contrast, in our model the observed V_C is naturally explained in spite of the large length and small gap in terms of the critical voltage for entry of a single CP soliton of size $\lambda_E \ll l$.

7. Destruction of superconductivity in 1D

In this final section, we present some speculations, based on our model, about the observed destruction of superconductivity all the way down to $T = 0$ for short wires with $R_n \gtrsim R_Q$. Previous theories have predicted insulating or metallic behavior as the wire diameter [42, 43], the characteristic impedance Z_L [42, 43, 52], or an external shunt resistor [52] is tuned through a critical value, under various conditions. However, none can obviously explain a $T = 0$ transition at $R_n \sim R_Q$ in a low- Z electromagnetic environment. In all of these theories the predicted transition relies on the presence of a form of dissipation which somehow remains even as $T \rightarrow 0$, such as anomalous excited quasiparticles [55], a resistive shunt [52], continuum plasmon modes [52, 42, 43], or the quantum phase-slips themselves [54].

Our discussion suggests a possible alternative view, in which a $T = 0$ SIT is driven by *disorder*-induced quantum phase fluctuations. This is analogous to the SIT observed in some quasi-2D systems with low superfluid density [22, 21] when the sheet resistance $R_\square \gtrsim R_Q$ †. This 2D disorder-induced SIT has been interpreted using the “dirty boson” model of Fisher and co-workers [20], in which disorder nucleates (virtual) unbound vortex-antivortex pairs (VAPs), with sufficient strength that these unpaired vortices themselves form a Bose-condensate, destroying long-range phase coherence and producing a gapped insulator [20]. This is closely related to the Berezinskii-Kosterlitz-Thouless (BKT) vortex-unbinding transition in the classical 2D XY model [6, 7, 8].

To connect these ideas to our system, we first recall our discussion above of the BKT-like quantum phase transition expected when \mathcal{K} is decreased from large values down to unity, associated with unbinding of type II phase slip-anti phase slip pairs in 1+1D. This transition is driven in our model by microscopic, homogeneous phase fluctuations associated with the effective permittivity for electric fields along the wire, or equivalently, by zero-point fluctuations of the Cooper pair plasma oscillation at length scales $\sim l_\phi$. As predicted in ref. [125], at small $\mathcal{K} < 1$ a different kind of transition is possible, driven by disorder. In the language of the (2+1D) dirty boson model: mesoscopic disorder can nucleate virtual phase slip-anti phase slip pairs in the ground state, which at some critical disorder strength overlap sufficiently to form a “condensate” (in this case of instantons [105, 73]) with an insulating gap. In the dirty boson model, the $T = 0$ critical point at $R_\square \sim R_Q = \Phi_0/(2e)^2$ corresponds to approximately one vortex crossing for every Cooper pair crossing [20]. In our 1D case, the corresponding critical point could plausibly be $R_n \sim R_Q$. In fact, in ref. [126] the existence of just such a universal *conductance* $\sim R_Q^{-1}$ in 1D at the critical point of a SIT was predicted *.

† In these materials, evidence for a nonzero gap is observed even in the insulating state [77], indicating that phase fluctuations drive the transition. A similar disorder-driven SIT at $R_\square \sim R_Q$ is also observed in some other materials with higher superfluid density [122, 123] which is believed to result from a different mechanism not associated with phase fluctuations [124].

* The observed reduction in T_C near the 1D SIT in refs. [51, 47] would *not* be expected based on our analogy to the dirty boson model. It may, however, be explained by the coexistence in these wires of an unrelated phenomenon: gap suppression due to an enhanced Coulomb interaction [127, 124]. This is

Such a disorder-based (as opposed to dissipation-based) mechanism may also be able to explain why the SIT in MoGe nanowires was only clearly evident for short wires with length $\lesssim 200$ nm [17, 38]. Since the logarithmic interaction between type II phase slips is cut off beyond separations $\rho \sim \lambda_E$ [c.f. eq. 42] (which effectively functions as the coherence length/time near the transition), we might expect to see a weakening or disappearance of the SIT as the wire becomes significantly longer than λ_E [16]; in fact, our theory predicts $\lambda_E \sim 100\text{-}300$ nm for MoGe wires 5-10 nm wide.

These ideas may have relevance to some recent experiments on “honeycomb” bismuth films, consisting essentially of 2D networks of nanowires [128]. In a remarkable sequence of experiments, a SIT was observed in films with two different network geometries at thicknesses corresponding *not* to a sheet resistance of R_Q , but instead to thicknesses when R_n of *each nanowire* passed through R_Q , just like the quasi-1D observations of ref. [47]. This may suggest that at the experimentally accessible temperatures, these nanostructured films had not yet reached a 2D universal regime, but were rather in an intermediate regime where quasi-1D behavior still dominated the transition. A crossover between these two regimes would be controlled by the coherence between QPS in all of the nanowire links connected to each “island” node in the network. If the QPS amplitudes for adjacent links is incoherent, the transition would still exhibit quasi-1D behavior. This coherence would be expected to depend, via Aharonov-Casher-like phase shifts, on charge fluctuations on the nodes [74, 33]. We conclude this section with the question that then naturally arises: what would be expected to occur if this coherence existed, such that the film appears uniform from the point of view of QPS?

The original works of LAMH can be used to view the transition in quasi-1D wires from a metallic state to a superconductor as the temperature is lowered in terms of thermally-driven, topological phase fluctuations in 1+1D: phase slips; these can be described formally as passage through the wire of vortices, 1D topological line defects. Mooij and co-workers extended this idea to zero temperature, effectively postulating quantum tunneling of these objects, which we have modelled in our work based on an effectively finite mass and zero-point motion arising from the wire’s permittivity. This leads to the following idea: In 2D, one-dimensional line defects (vortices) control the superconducting transition via the BKT mechanism as the temperature is lowered. In 3D, correspondingly, it has long been thought that *vortex rings*, effectively 2D objects, control the analogous transition. This idea has been applied to the lambda transition in ^4He [9, 10], high- T_C superconductors [1], ordering in liquid crystals [5], and even to structure formation in the early universe [1, 2]. Starting with such 2D topologically-charged objects, we can imagine a 2D quantum tunneling phenomenon analogous to our 1D QPS, in which a thin film undergoes a quantum fluctuation process that can be viewed formally as *tunneling of vortex rings*. Just as motion of a line defect through a wire creates a “kink” in some field quantity in 1D, motion of the corresponding 2D ring defect through a film would create a point defect in 2D, inside of which the phase believed to be the origin of a similar phenomenon observed in thin MoGe films [123] with very similar properties to the wires of refs. [51, 47].

has slipped by one cycle relative to everywhere outside. Coherent tunneling of this kind throughout a very thin film should create a 2D insulating state analogous to what we have discussed here in 1D, and this may have some connection to the so-called “superinsulating” state proposed in the context of very thin, highly-disordered superconducting films [129, 130].

8. Conclusion

We have described a new alternative to existing theories for quantum phase fluctuations in quasi-1D superconducting wires, built on the hypothesis of flux-charge duality [57] between these phase fluctuations and the charge fluctuations associated with JT. A crucial aspect of our model is the idea that the electric permittivity due to bound charges both inside and near the wire provides the electrodynamic environment in which quantum phase fluctuations occur. Quantum phase slip can in an abstract sense be viewed as tunneling of “fluxons” (each carrying flux Φ_0) through the wire, and in our model the permittivity constitutes an effective “mass” for these objects, whose resulting zero-point “motion” produces tunneling. In exactly the same way, the kinetic inductance of a superconductor (which arises directly from the finite electron mass) can be viewed as producing the quantum fluctuations responsible for Josephson tunneling. In our model, both QPS and JT arise from zero-point fluctuations of short-wavelength plasma-like oscillations of the Cooper pairs; QPS tends to occur when the impedance of these oscillators and their environment is very high, such that quantum phase fluctuations are only weakly damped and charge tends to be the appropriate well-defined quantum variable; JT on the other hand occurs naturally when the plasma and environment impedances are low, such that charge fluctuations are only weakly damped and phase tends to be the appropriate well-defined quantum variable. This basic model allows us to predict the phase slip energy E_S posited by MN [57] as dual to the Josephson energy, in terms of measurable physical parameters Λ , ϵ_{in} , and ϵ_{out} , and one adjustable parameter, the QPS length scale $l_\phi \sim \xi$. Although the latter quantity is an artifact of the discretized form of our model at short length scales, and thus phenomenological in nature, we have been able to use a single, fixed value of $l_\phi = 1.8\xi$ for all of the comparisons with experiment in this work, with favorable results. In at least some cases our model may suggest qualitatively different conclusions, relative to previous theories, with respect to material parameters favorable for QPS: whereas current experimental efforts are strongly focused on materials relatively close to a metal-insulator transition with extremely high resistances in the normal state (to maximize R_ξ), our model would rule out or de-emphasize those which have a very large bound permittivity ϵ_{in} due to polarizable, localized electronic states which likely appear near such insulating transitions.

Building further on the idea of flux-charge duality, we constructed a distributed model of quasi-1D wires, dual to the long JJ, which generates $2e$ -charged soliton solutions (dual to Josephson vortices) in an infinite wire whose dimensionless admittance

$\mathcal{K} \ll 1$, and Φ_0 -“charged” instanton solutions (dual to Bloch oscillations for short wires) when $\mathcal{K} \gg 1$, what we have called “type II phase slips”. A dissipative phase transition at $\mathcal{K} \sim 1$ separates these two regimes, which in the short-wire limit is the exact dual of the well-known phase transition for lumped JJs [75, 131]. A crucial new element of this distributed model in the context of QPS is the new length scale λ_E , which is dual to the Josephson penetration depth in long JJs. This so-called electric penetration depth determines the size of type II phase slips and their corresponding interaction with each other, and with the circuit environment of a finite wire. Furthermore, the temperature dependence of this length scale provides a mechanism for a richer variety of phenomena in R vs. T measurements than suggested by previous theories, and which can explain a variety of the qualitatively different observations made across multiple materials systems by different research groups. In particular, our model provides an explanation for the observation that qualitative deviations from LAMH temperature scaling of the resistance near T_C , expected in previous theories to get larger with stronger QPS, in fact appear to get smaller such that the narrowest wires in some cases exhibit the best agreement with simple, thermal LAMH theory with no corrections for quantum fluctuations. Our model also agrees quantitatively with the measurements of so-called “quantum temperatures” in these narrow wires, previously attributed directly to QPS [48]. Finally, the involvement of the electric permittivity in our model also provides a very simple and natural mechanism for thermal attempt frequencies of phase-slip processes, in terms of the physics of noise in damped oscillator systems. By contrast, previous theories for such attempt frequencies relied on time-dependent Ginsburg-Landau theory.

We have compared our model to the results of a new class of experiments in which the phase-slip energy was directly measured at mK temperatures, in NbSi [117], InO_x [69], and Ti [72] nanowires, and are able to approximately reproduce all three observations with reasonable choices of physical parameters. In particular, our model does not require individual tuning of ostensibly material-independent adjustable parameters to achieve this agreement with experiment. By contrast, the current theory used for experimental comparisons requires very different values of such adjustable parameters for each material to reproduce the observations. One important reason for this difference is the existence of the additional length scale λ_E in our model which, as in the R vs. T measurements, results in qualitatively different behavior when $l > \lambda_E$. In particular, our model predicts that in this regime the measured blockade voltage should no longer increase with the wire length, as it becomes simply the voltage required to put a single $2e$ -charged soliton (of size $\sim \lambda_E$) onto the wire.

A final topic of some relevance in concluding our work is the implication of the present model for the prospects of practical QPS devices which are dual to well-known JJ-based circuits. Some of these have already been demonstrated, including the phase-slip qubit [69] (dual to the Cooper-pair box) and phase-slip transistor [70] (dual to the DC SQUID). Of particularly strong interest is the prospect of a quantum standard of current dual to the Josephson voltage standard, which would make use of the dual to Shapiro steps [57, 63, 61, 65]. A device of this kind would have enormous significance to

electrical metrology [132], and has been pursued in various forms for many years even before the existence of QPS was contemplated [34] and later suggested for this purpose by MN [57]. Another interesting possibility yet to be discussed is the dual of rapid single-flux quantum digital circuits. This would in principle be a voltage-state logic in which Cooper pairs are shuttled between islands, with no static power dissipation, and possibly a high degree of compatibility with charge-based memory elements.

We can make several qualitative statements about these prospects based on our model. First, we can specify the maximum usable length of a PSJ before non-lumped behavior sets in: the electric penetration length λ_E . Since all of the circuits just mentioned are based on lumped-element behavior, this will constrain how large E_S can be. Another interesting observable implication is the dependence of the QPS energy on the permittivity of the dielectric immediately *outside* the wire. This might suggest in some cases a low-permittivity substrate such as glass (or even vacuum if the wire can be suspended) would be preferable to Silicon. Finally, one can show that the quantity E_S/E_L which determines the extent to which quasicharge can be treated as a classical quantity (dual to E_J/E_C for a JJ) is simply Z_L/R_Q ; that is, all QPS parameters drop out, and only the linear impedance remains. A distributed quasi-1D device with a very large ratio of Z_L/R_Q has come to be known in the recent literature as a “superinductor” [133, 134], and is of current interest for a number of quantum superconducting circuit applications.

Acknowledgments

We gratefully acknowledge Peter Weichman, Alexey Bezryadin, and Jon Fenton for helpful discussions and/or comments on the manuscript, and Sergey Tolpygo and Alan Kadin for making the author aware of important references.

This work is sponsored by the Assistant Secretary of Defense for Research & Engineering under Air Force Contract #FA8721-05-C-0002. Opinions, interpretations, conclusions and recommendations are those of the author and are not necessarily endorsed by the United States Government.

References

- [1] Gary A. Williams. Vortex-loop phase transitions in liquid helium, cosmic strings, and high- T_c superconductors. *Phys. Rev. Lett.*, 82:1201–1204, Feb 1999.
- [2] Nuno D. Antunes, Luís M. A. Bettencourt, and Mark Hindmarsh. Thermodynamics of cosmic string densities in U(1) scalar field theory. *Phys. Rev. Lett.*, 80:908–911, Feb 1998.
- [3] S. T. Chui and J. D. Weeks. Phase transition in the two-dimensional Coulomb gas, and the interfacial roughening transition. *Phys. Rev. B*, 14:4978–4982, Dec 1976.
- [4] H. Kunz and G. Zumbach. Topological phase transition in a two-dimensional nematic n -vector model: A numerical study. *Phys. Rev. B*, 46:662–673, Jul 1992.
- [5] P. A. Lebwohl and G. Lasher. Nematic-liquid-crystal order - a monte carlo calculation. *Phys. Rev. A*, 6:426–429, Jul 1972.

- [6] V. L. Berezinskii. Destruction of long-range order in one-dimensional and two-dimensional systems possessing a continuous symmetry group. II. quantum systems. *Sov. Phys. JETP*, 34:610–616, 1972.
- [7] J M Kosterlitz and D J Thouless. Ordering, metastability and phase transitions in two-dimensional systems. *Journal of Physics C: Solid State Physics*, 6(7):1181, 1973.
- [8] J M Kosterlitz. The critical properties of the two-dimensional xy model. *Journal of Physics C: Solid State Physics*, 7(6):1046, 1974.
- [9] Gary A. Williams. Vortex-ring model of the superfluid λ transition. *Phys. Rev. Lett.*, 59:1926–1929, Oct 1987.
- [10] Subodh R. Shenoy. Vortex-loop scaling in the three-dimensional XY ferromagnet. *Phys. Rev. B*, 40:5056–5068, Sep 1989.
- [11] Richard E. Packard. The role of the Josephson-Anderson equation in superfluid helium. *Rev. Mod. Phys.*, 70:641–651, Apr 1998.
- [12] Richard E. Packard and James C. Davis. Phase slip phenomena in superfluid helium. *Physica B: Condensed Matter*, 197(14):315 – 323, 1994.
- [13] K. C. Wright, R. B. Blakestad, C. J. Lobb, W. D. Phillips, and G. K. Campbell. Driving phase slips in a superfluid atom circuit with a rotating weak link. *Phys. Rev. Lett.*, 110:025302, Jan 2013.
- [14] Zoran Hadzibabic, Peter Kruger, Marc Cheneau, Baptiste Battelier, and Jean Dalibard. Berezinskii-Kosterlitz-Thouless crossover in a trapped atomic gas. *Nature*, 441:1118–1121, 2006.
- [15] V. Schweikhard, S. Tung, and E. A. Cornell. Vortex proliferation in the Berezinskii-Kosterlitz-Thouless regime on a two-dimensional lattice of Bose-Einstein condensates. *Phys. Rev. Lett.*, 99:030401, Jul 2007.
- [16] M. R. Beasley, J. E. Mooij, and T. P. Orlando. Possibility of vortex-antivortex pair dissociation in two-dimensional superconductors. *Phys. Rev. Lett.*, 42:1165–1168, Apr 1979.
- [17] Alexey Bezryadin. Quantum suppression of superconductivity in nanowires. *Journal of Physics: Condensed Matter*, 20(4):043202, 2008.
- [18] V. J. Emery and S. A. Kivelson. Importance of phase fluctuations in superconductors with small superfluid density. *Nature*, 374(6521):434–437, 1995.
- [19] M. A. Steiner, G. Boebinger, and A. Kapitulnik. Possible field-tuned superconductor-insulator transition in high- T_c superconductors: Implications for pairing at high magnetic fields. *Phys. Rev. Lett.*, 94:107008, Mar 2005.
- [20] Matthew P. A. Fisher. Quantum phase transitions in disordered two-dimensional superconductors. *Phys. Rev. Lett.*, 65:923–926, Aug 1990.
- [21] G. Sambandamurthy, L. W. Engel, A. Johansson, and D. Shahar. Superconductivity-related insulating behavior. *Phys. Rev. Lett.*, 92:107005, Mar 2004.
- [22] T. I. Baturina, A. Yu. Mironov, V. M. Vinokur, M. R. Baklanov, and C. Strunk. Localized superconductivity in the quantum-critical region of the disorder-driven superconductor-insulator transition in tin thin films. *Phys. Rev. Lett.*, 99:257003, Dec 2007.
- [23] P. W. Anderson. Considerations on the flow of superfluid helium. *Rev. Mod. Phys.*, 38:298–310, Apr 1966.
- [24] William A. Little. Decay of persistent currents in small superconductors. *Phys. Rev.*, 156:396–403, Apr 1967.
- [25] J. S. Langer and Vinay Ambegaokar. Intrinsic resistive transition in narrow superconducting channels. *Phys. Rev.*, 164:498–510, Dec 1967.
- [26] D. E. McCumber and B. I. Halperin. Time scale of intrinsic resistive fluctuations in thin superconducting wires. *Phys. Rev. B*, 1:1054–1070, Feb 1970.
- [27] I.H. Duru, H. Kleinert, and N. Ünal. Decay rate for supercurrent in thin wire. *Journal of Low Temperature Physics*, 42:137–150, 1981.
- [28] W. W. Webb and R. J. Warburton. Intrinsic quantum fluctuations in uniform filamentary

- superconductors. *Phys. Rev. Lett.*, 20:461–465, Feb 1968.
- [29] R. S. Newbower, M. R. Beasley, and M. Tinkham. Fluctuation effects on the superconducting transition of tin whisker crystals. *Phys. Rev. B*, 5:864–868, Feb 1972.
 - [30] John M. Martinis, Michel H. Devoret, and John Clarke. Experimental tests for the quantum behavior of a macroscopic degree of freedom: The phase difference across a Josephson junction. *Phys. Rev. B*, 35:4682–4698, Apr 1987.
 - [31] I. M. Pop, I. Protopopov, F. Lecocq, Z. Peng, B. Pannetier, O. Buisson, and W. Guichard. Measurement of the effect of quantum phase slips in a Josephson junction chain. *Nature Physics*, 6:589–592, 2010.
 - [32] I. M. Pop, B. Douçot, L. Ioffe, I. Protopopov, F. Lecocq, I. Matei, O. Buisson, and W. Guichard. Experimental demonstration of aharonov-casher interference in a Josephson junction circuit. *Phys. Rev. B*, 85:094503, Mar 2012.
 - [33] Vladimir E. Manucharyan, Nicholas A. Masluk, Archana Kamal, Jens Koch, Leonid I. Glazman, and Michel H. Devoret. Evidence for coherent quantum phase slips across a Josephson junction array. *Phys. Rev. B*, 85:024521, Jan 2012.
 - [34] A.J. van Run, J. Romijn, and J.E. Mooij. Superconducting phase coherence in very weak aluminium strips. *Jpn. J. Appl. Phys. Supplement*, 26-3-2:1765–1766, 1987.
 - [35] N. Giordano. Evidence for macroscopic quantum tunneling in one-dimensional superconductors. *Phys. Rev. Lett.*, 61:2137–2140, Oct 1988.
 - [36] N. Giordano. Superconductivity and dissipation in small-diameter Pb-In wires. *Phys. Rev. B*, 43:160–174, Jan 1991.
 - [37] F. Sharifi, A. V. Herzog, and R. C. Dynes. Crossover from two to one dimension in *in situ* grown wires of pb. *Phys. Rev. Lett.*, 71:428–431, Jul 1993.
 - [38] C. N. Lau, N. Markovic, M. Bockrath, A. Bezryadin, and M. Tinkham. Quantum phase slips in superconducting nanowires. *Phys. Rev. Lett.*, 87:217003, Nov 2001.
 - [39] Fabio Altomare, A. M. Chang, Michael R. Melloch, Yuguang Hong, and Charles W. Tu. Evidence for macroscopic quantum tunneling of phase slips in long one-dimensional superconducting Al wires. *Phys. Rev. Lett.*, 97:017001, Jul 2006.
 - [40] M. Zgirski, K.-P. Riikonen, V. Touboltsev, and K. Yu. Arutyunov. Quantum fluctuations in ultranarrow superconducting aluminum nanowires. *Phys. Rev. B*, 77:054508, Feb 2008.
 - [41] J. S. Lehtinen, T. Sajavaara, K. Yu. Arutyunov, M. Yu. Presnjakov, and A. L. Vasiliev. Evidence of quantum phase slip effect in titanium nanowires. *Phys. Rev. B*, 85:094508, Mar 2012.
 - [42] Andrei D. Zaikin, Dmitrii S. Golubev, Anne van Otterlo, and Gergely T. Zimányi. Quantum phase slips and transport in ultrathin superconducting wires. *Phys. Rev. Lett.*, 78:1552–1555, Feb 1997.
 - [43] Dmitri S. Golubev and Andrei D. Zaikin. Quantum tunneling of the order parameter in superconducting nanowires. *Phys. Rev. B*, 64:014504, Jun 2001.
 - [44] A. V. Herzog, P. Xiong, F. Sharifi, and R. C. Dynes. Observation of a discontinuous transition from strong to weak localization in 1D granular metal wires. *Phys. Rev. Lett.*, 76:668–671, Jan 1996.
 - [45] P. Xiong, A. V. Herzog, and R. C. Dynes. Negative magnetoresistance in homogeneous amorphous superconducting Pb wires. *Phys. Rev. Lett.*, 78:927–930, Feb 1997.
 - [46] A. Rogachev, A. T. Bollinger, and A. Bezryadin. Influence of high magnetic fields on the superconducting transition of one-dimensional Nb and MoGe nanowires. *Phys. Rev. Lett.*, 94:017004, Jan 2005.
 - [47] A. T. Bollinger, R. C. Dinsmore, A. Rogachev, and A. Bezryadin. Determination of the superconductor-insulator phase diagram for one-dimensional wires. *Phys. Rev. Lett.*, 101:227003, Nov 2008.
 - [48] Mitrabhanu Sahu, Myung-Ho Bae, Andrey Rogachev, David Pekker, Tzu-Chieh Wei, Nayana Shah, Paul M. Goldbart, and Alexey Bezryadin. Individual topological tunnelling events of a quantum field probed through their macroscopic consequences. *Nature Physics*, 5:503–508,

- 2009.
- [49] Ji-Min Duan. Quantum decay of one-dimensional supercurrent: Role of electromagnetic field. *Phys. Rev. Lett.*, 74:5128–5131, Jun 1995.
 - [50] M. Zgirski and K. Yu. Arutyunov. Experimental limits of the observation of thermally activated phase-slip mechanism in superconducting nanowires. *Phys. Rev. B*, 75:172509, May 2007.
 - [51] A. Bezryadin, C. N. Lau, and M. Tinkham. Quantum suppression of superconductivity in ultrathin nanowires. *Nature*, 404:971–974, 2000.
 - [52] H. P. Büchler, V. B. Geshkenbein, and G. Blatter. Quantum fluctuations in thin superconducting wires of finite length. *Phys. Rev. Lett.*, 92:067007, Feb 2004.
 - [53] Sergei Khlebnikov and Leonid P. Pryadko. Quantum phase slips in the presence of finite-range disorder. *Phys. Rev. Lett.*, 95:107007, Sep 2005.
 - [54] Dganit Meidan, Yuval Oreg, and Gil Refael. Sharp superconductor-insulator transition in short wires. *Phys. Rev. Lett.*, 98:187001, May 2007.
 - [55] Gil Refael, Eugene Demler, and Yuval Oreg. Superconductor to normal-metal transition in finite-length nanowires: Phenomenological model. *Phys. Rev. B*, 79:094524, Mar 2009.
 - [56] Subir Sachdev, Philipp Werner, and Matthias Troyer. Universal conductance of nanowires near the superconductor-metal quantum transition. *Phys. Rev. Lett.*, 92:237003, Jun 2004.
 - [57] J. E. Mooij and Yu. V. Nazarov. Superconducting nanowires as quantum phase-slip junctions. *Nature Physics*, 2:169–172, 2006.
 - [58] A. Davidson and M.R. Beasley. Duality between superconducting and semiconducting electronics. *IEEE J. Solid State Circuits*, SC-14:758, 1979.
 - [59] K.K. Likharev. Single-electron transistors: electrostatic analogs of the DC SQUIDS. *IEEE Trans. Mag.*, 23:1142, 1987.
 - [60] A. M. Kadin. Duality and fluxonics in superconducting devices. *Journal of Applied Physics*, 68(11):5741–5749, 1990.
 - [61] A.I. Larkin, K.K. Likharev, and Yu.N. Ovchinnikov. Secondary quantum macroscopic effects in weak superconductivity. *Physica B+C*, 126(13):414 – 422, 1984.
 - [62] A.D. Zaikin and S.V. Panyukov. Dynamics of a quantum dissipative system: Duality between coordinate and quasimomentum spaces. *Physics Letters A*, 120(6):306 – 311, 1987.
 - [63] K.K. Likharev and A.B. Zorin. Theory of the Bloch-wave oscillations in small Josephson junctions. *Journal of Low Temperature Physics*, 59:347–382, 1985.
 - [64] I.S. Beloborodov, F.W.J. Hekking, and F. Pistolesi. Influence of thermal fluctuations on an underdamped Josephson tunnel junction. In R. Fazio, V.F. Gantmakher, and Y. Imry, editors, *New Directions in Mesoscopic Physics*, pages 339–349. Kluwer Academic Publishers, The Netherlands, 2003.
 - [65] W. Guichard and F. W. J. Hekking. Phase-charge duality in Josephson junction circuits: Role of inertia and effect of microwave irradiation. *Phys. Rev. B*, 81:064508, Feb 2010.
 - [66] D. Rohrlich. Duality in the Aharonov-Casher and Aharonov-Bohm effects. *J. Phys. A*, 43:354028, 2010.
 - [67] A. M. Hrisu and Yu. V. Nazarov. Model of a proposed superconducting phase slip oscillator: A method for obtaining few-photon nonlinearities. *Phys. Rev. Lett.*, 106:077004, Feb 2011.
 - [68] A. M. Hrisu and Yu. V. Nazarov. Coulomb blockade due to quantum phase slips illustrated with devices. *Phys. Rev. B*, 83:174511, May 2011.
 - [69] O. V. Astafiev, L. B. Ioffe, S. Kafanov, Yu. A. Pashkin, K. Yu. Arutyunov, D. Shahar, O. Cohen, and J. S. Tsai. Coherent quantum phase slip. *Nature*, 484:355–358, 2012.
 - [70] T. T. Hongisto and A. B. Zorin. Single-charge transistor based on the charge-phase duality of a superconducting nanowire circuit. *Phys. Rev. Lett.*, 108:097001, Feb 2012.
 - [71] Konstantin Yu. Arutyunov, Terhi T. Hongisto, Janne S. Lehtinen, Leena I. Leino, and Alexander L. Vasiliev. Quantum phase slip phenomenon in ultra-narrow superconducting nanorings. *Sci. Rep.*, 2:293, 2012.
 - [72] J. S. Lehtinen, K. Zakharov, and K. Yu. Arutyunov. Coulomb blockade and Bloch oscillations

- in superconducting Ti nanowires. *Phys. Rev. Lett.*, 109:187001, Oct 2012.
- [73] R. M. Bradley and S. Doniach. Quantum fluctuations in chains of Josephson junctions. *Phys. Rev. B*, 30:1138–1147, Aug 1984.
 - [74] K. A. Matveev, A. I. Larkin, and L. I. Glazman. Persistent current in superconducting nanorings. *Phys. Rev. Lett.*, 89:096802, Aug 2002.
 - [75] Gerd Schön and A.D. Zaikin. Quantum coherent effects, phase transitions, and the dissipative dynamics of ultra small tunnel junctions. *Physics Reports*, 198(56):237 – 412, 1990.
 - [76] R. L. Kautz and John M. Martinis. Noise-affected I - V curves in small hysteretic Josephson junctions. *Phys. Rev. B*, 42:9903–9937, Dec 1990.
 - [77] B. Sacépé, T. Dubouchet, C. Chapelier, M. Sanquier, M. Ovadia, D. Shahar, M. Feigel'man, and L. Ioffe. Localization of preformed Cooper pairs in disordered superconductors. *Nature Physics*, 7:239–244, 2011.
 - [78] K. K. Likharev. Superconducting weak links. *Rev. Mod. Phys.*, 51:101–159, Jan 1979.
 - [79] H.A. Kramers. Brownian motion in a field of force and the diffusion model of chemical reactions. *Physica*, 7(4):284 – 304, 1940.
 - [80] Vinay Ambegaokar and B. I. Halperin. Voltage due to thermal noise in the dc Josephson effect. *Phys. Rev. Lett.*, 22:1364–1366, Jun 1969.
 - [81] Hermann Grabert and Ulrich Weiss. Crossover from thermal hopping to quantum tunneling. *Phys. Rev. Lett.*, 53:1787–1790, Nov 1984.
 - [82] William Shockley. Stark ladders for finite, one-dimensional models of crystals. *Phys. Rev. Lett.*, 28:349–352, Feb 1972.
 - [83] Seiji Saito and Yoshimasa Murayama. Macroscopic quantum tunneling in thin superconducting wires. *Physics Letters A*, 135(1):55 – 58, 1989.
 - [84] Y. Chang. Macroscopic quantum tunneling in one-dimensional superconducting wires. *Phys. Rev. B*, 54:9436–9442, Oct 1996.
 - [85] Anthony Lai, Christophe Caloz, and Tatsuo Itoh. Composite right/left-handed transmission line metamaterials. *IEEE Microwave Magazine*, pages 34–50, September 2004.
 - [86] Bernard Yurke and John S. Denker. Quantum network theory. *Phys. Rev. A*, 29:1419–1437, Mar 1984.
 - [87] Michel H. Devoret. Quantum fluctuations in electrical circuits. In S. Reynaud, E. Giacobino, and J. Zinn-Justin, editors, *Quantum fluctuations*, pages 351–386. Elsevier, 1997.
 - [88] J E Mooij and C J P M Harmans. Phase-slip flux qubits. *New Journal of Physics*, 7(1):219, 2005.
 - [89] Terry P. Orlando and Kevin A. Delin. *Foundations of Applied Superconductivity*. Addison Wesley, 1991.
 - [90] Carl A. Kukkonen and John W. Wilkins. Electron-electron scattering in simple metals. *Phys. Rev. B*, 19:6075–6093, Jun 1979.
 - [91] J. Cheung and N. W. Ashcroft. Core polarization and the equation of state of potassium. *Phys. Rev. B*, 24:1636–1642, Aug 1981.
 - [92] W. S. Choi, S. S. A. Seo, K. W. Kim, T. W. Noh, M. Y. Kim, and S. Shin. Dielectric constants of Ir, Ru, Pt, and IrO₂: Contributions from bound charges. *Phys. Rev. B*, 74:205117, Nov 2006.
 - [93] J. E. Mooij and Gerd Schön. Propagating plasma mode in thin superconducting filaments. *Phys. Rev. Lett.*, 55:114–117, Jul 1985.
 - [94] I. O. Kulik. On the theory of resonance effects with superconducting tunnelling. *Sov. Phys. - Tech. Phys.*, 12:111, 1967. [*Zh. Tek. Fiz.* **37**, 157-166 (1967)].
 - [95] Vinay Ambegaokar and Alexis Baratoff. Tunneling between superconductors. *Phys. Rev. Lett.*, 10:486–489, Jun 1963.
 - [96] M.-S. Choi, J. Yi, M. Y. Choi, J. Choi, and S.-I. Lee. Quantum phase transitions in Josephson-junction chains. *Phys. Rev. B*, 57:R716–R719, Jan 1998.
 - [97] L.G. Aslamazov and A. I. Larkin. Josephson effect in superconducting point contacts. *JETP Lett.*, 9:87–91, 1969.

- [98] J.-Q. Liang and H. J. W. Müller-Kirsten. Quantum tunneling for the sine-Gordon potential: Energy band structure and Bogomolny-Fateyev relation. *Phys. Rev. D*, 51:718–725, Jan 1995.
- [99] H. Ehrenreich and H. R. Philipp. Optical properties of Ag and Cu. *Phys. Rev.*, 128:1622–1629, Nov 1962.
- [100] John M. Martinis. Course 13 superconducting qubits and the physics of Josephson junctions. In Jean-Michel Raimond Daniel Estève and Jean Dalibard, editors, *Quantum Entanglement and Information Processing École d’été de Physique des Houches Session LXXIX*, volume 79 of *Les Houches*, pages 487 – 520. Elsevier, 2004.
- [101] E Brion, L H Pedersen, and K Mølmer. Adiabatic elimination in a lambda system. *Journal of Physics A: Mathematical and Theoretical*, 40(5):1033, 2007.
- [102] R. Rajaraman. *Solitons and Instantons*. Elsevier North Holland, 1987.
- [103] S. Khlebnikov. Quantum mechanics of superconducting nanowires. *Phys. Rev. B*, 78:014512, Jul 2008.
- [104] S. Corlevi, W. Guichard, F. W. J. Hekking, and D. B. Haviland. Phase-charge duality of a Josephson junction in a fluctuating electromagnetic environment. *Phys. Rev. Lett.*, 97:096802, Aug 2006.
- [105] Eduardo Fradkin and Leonard Susskind. Order and disorder in gauge systems and magnets. *Phys. Rev. D*, 17:2637–2658, May 1978.
- [106] S. L. Sondhi, S. M. Girvin, J. P. Carini, and D. Shahar. Continuous quantum phase transitions. *Rev. Mod. Phys.*, 69:315–333, Jan 1997.
- [107] James C. Swihart. Field solution for a thin-film superconducting strip transmission line. *Journal of Applied Physics*, 32(3):461–469, 1961.
- [108] David B. Haviland and Per Delsing. Cooper-pair charge solitons: The electrodynamics of localized charge in a superconductor. *Phys. Rev. B*, 54:R6857–R6860, Sep 1996.
- [109] Ziv Hermon, Eshel Ben-Jacob, and Gerd Schön. Charge solitons in one-dimensional arrays of serially coupled Josephson junctions. *Phys. Rev. B*, 54:1234–1245, Jul 1996.
- [110] Peter Ågren, Karin Andersson, and David B. Haviland. Kinetic inductance and Coulomb blockade in one dimensional Josephson junction arrays. *Journal of Low Temperature Physics*, 124:291–304, 2001.
- [111] E. Ben-Jacob, K. Mullen, and M. Amman. Charge effect solitons. *Physics Letters A*, 135(67):390 – 396, 1989.
- [112] B.I. Ivlev and N.B. Kopnin. Resistive state of superconductors. *JETP Letters*, 28:592–595, 1978.
- [113] H. A. Kramers and G. H. Wannier. Statistics of the two-dimensional ferromagnet. part I. *Phys. Rev.*, 60:252–262, Aug 1941.
- [114] Robert Savit. Duality in field theory and statistical systems. *Rev. Mod. Phys.*, 52:453–487, Apr 1980.
- [115] Albert Schmid. Diffusion and localization in a dissipative quantum system. *Phys. Rev. Lett.*, 51:1506–1509, Oct 1983.
- [116] Gheorghe Stan, Stuart B. Field, and John M. Martinis. Critical field for complete vortex expulsion from narrow superconducting strips. *Phys. Rev. Lett.*, 92:097003, Mar 2004.
- [117] C. H. Webster, J. C. Fenton, T. T. Hongisto, S. P. Giblin, A. B. Zorin, and P. A. Warburton. NbSi nanowire quantum-phase-slip circuits: DC supercurrent blockade, microwave measurements and thermal analysis. *cond-mat*, page 1302.0639, 2013.
- [118] J. M. Graybeal, P. M. Mankiewich, R. C. Dynes, and M. R. Beasley. Apparent destruction of superconductivity in the disordered one-dimensional limit. *Phys. Rev. Lett.*, 59:2697–2700, Dec 1987.
- [119] Alexey Bezryadin, Private communication.
- [120] O. Entin-Wohlman and Z. Ovadyahu. Modifications of hopping transport due to electrostatically enhanced Coulomb repulsion. *Phys. Rev. Lett.*, 56:643–646, Feb 1986.
- [121] Erik Helgren, George Grüner, Martin R. Ciofalo, David V. Baxter, and John P. Carini. Measurements of the complex conductivity of $\text{Nb}_x\text{Si}_{1-x}$ alloys on the insulating side of the

- metal-insulator transition. *Phys. Rev. Lett.*, 87:116602, Aug 2001.
- [122] D. B. Haviland, Y. Liu, and A. M. Goldman. Onset of superconductivity in the two-dimensional limit. *Phys. Rev. Lett.*, 62:2180–2183, May 1989.
 - [123] J. M. Graybeal and M. R. Beasley. Localization and interaction effects in ultrathin amorphous superconducting films. *Phys. Rev. B*, 29:4167–4169, Apr 1984.
 - [124] A.M. Finkel’stein. Suppression of superconductivity in homogeneously disordered systems. *Physica B: Condensed Matter*, 197(14):636 – 648, 1994.
 - [125] T. Giamarchi and H. J. Schulz. Anderson localization and interactions in one-dimensional metals. *Phys. Rev. B*, 37:325–340, Jan 1988.
 - [126] Min-Chul Cha, Matthew P. A. Fisher, S. M. Girvin, Mats Wallin, and A. Peter Young. Universal conductivity of two-dimensional films at the superconductor-insulator transition. *Phys. Rev. B*, 44:6883–6902, Oct 1991.
 - [127] Yuval Oreg and Alexander M. Finkel’stein. Suppression of T_c in superconducting amorphous wires. *Phys. Rev. Lett.*, 83:191–194, Jul 1999.
 - [128] M. D. Stewart, Aijun Yin, J. M. Xu, and James M. Valles. Superconducting pair correlations in an amorphous insulating nanohoneycomb film. *Science*, 318(5854):1273–1275, 2007.
 - [129] Valerii M. Vinokur, Tatyana I. Baturina, Mikhail V. Fistul, Aleksey Yu. Mironov, Mikhail R. Baklanov, and Christoph Strunk. Superinsulator and quantum synchronization. *Nature*, 452:613–615, 2008.
 - [130] Tatyana I. Baturina and Valerii M. Vinokur. Superinsulator-superconductor duality in two dimensions. *Annals of Physics*, 331(0):236 – 257, 2013.
 - [131] J. S. Penttilä, Ü. Parts, P. J. Hakonen, M. A. Paalanen, and E. B. Sonin. “Superconductor-insulator transition” in a single Josephson junction. *Phys. Rev. Lett.*, 82:1004–1007, Feb 1999.
 - [132] J. Flowers. The route to atomic and quantum standards. *Science*, 306:1324, 2004.
 - [133] Nicholas A. Masluk, Ioan M. Pop, Archana Kamal, Zlatko K. Minev, and Michel H. Devoret. Microwave characterization of Josephson junction arrays: Implementing a low loss superinductance. *Phys. Rev. Lett.*, 109:137002, Sep 2012.
 - [134] M. T. Bell, I. A. Sadovskyy, L. B. Ioffe, A. Yu. Kitaev, and M. E. Gershenson. Quantum superinductor with tunable nonlinearity. *Phys. Rev. Lett.*, 109:137003, Sep 2012.