

Edge superconducting state in attractive U Kane-Mele-Hubbard model

Jie Yuan,¹ Jin-Hua Gao,^{1,*} Wei-Qiang Chen,^{2,1,†} Yi Zhou,³ and Fu-Chun Zhang^{1,3}

¹*Department of Physics, and Center of Theoretical and Computational Physics,
The University of Hong Kong, Hong Kong, China*

²*Department of Physics, South University of Science and Technology of China, Shenzhen, Guangdong, China*

³*Department of Physics, Zhejiang University, Hangzhou, China*

We theoretically investigate the phase transition from topological insulator (TI) to superconductor in the attractive U Kane-Mele-Hubbard model with self-consistent mean field method. We demonstrate the existence of edge superconducting state (ESS), in which the bulk is still an insulator and the superconductivity only appears near the edges. The ESS results from the special energy dispersion of TI, and is a general property of the superconductivity in TI. The phase transition in this model essentially consists of two steps. When the attractive U becomes nonzero, ESS appears immediately. After the attractive U exceeds a critical value U_c , the whole system becomes a superconductor. The effective model of the ESS has also been discussed and we believe that the conception of ESS can be realized in atomic optical lattice system.

The topological insulator (TI) has drawn a great deal of attention recently because it offers us a novel quantum state of electrons, i.e. topological insulating state which is insulating in the bulk but has edge states protected by time reversal symmetry¹⁻³. The topological insulating state results from its nontrivial band topology induced by spin-orbit interaction and time reversal symmetry, and is characterized by a Z_2 topological invariant. The experimental discovery of two-dimensional (2D) and three-dimensional (3D) TI in a variety of materials has greatly promoted the research interests in TI⁴⁻⁶. Many intriguing issues about TI has been proposed, for example, the realization of Majorana fermion in TI^{7,8}, new kinds of spintronic or magnetoelectric device⁹⁻¹¹, and the strong correlation effects in TI¹²⁻²³.

The TI in strong correlation system mainly concerns two kinds of problem. One is about the electron-electron interaction induced topological insulating state¹²⁻¹⁴, and the other is about the novel phase transition between the topological insulating state and strong correlation quantum states¹⁵⁻²³. Kane-Mele-Hubbard model is the simplest and very important 2D strong correlation TI theoretical model¹⁶⁻²³. It basically is the Hubbard model on honeycomb lattice with spin-orbit coupling. The exotic strong correlation quantum states of the Hubbard model on honeycomb lattice, especially the spin liquid state, has been extensively studied recently²⁴. Meanwhile, the Kane-Mele model²⁵, i.e. honeycomb lattice with spin-orbit coupling, describes the 2D topological insulating state, which is also named quantum spin hall (QSH) state due to the analogy to the quantum hall effect. An interesting problem is what the effect of the interplay between the spin-orbit interaction and electron-electron interaction is. Recently, several works have been done to discuss the phase diagram of the Kane-Mele-Hubbard model¹⁶⁻²³, including Quantum Monte Carlo

calculations¹⁷⁻²⁰. Besides the theoretical interests, the QSH state has been proposed to be realized in various materials²⁶⁻²⁸.

Superconductivity in TI is also a research focus. On one hand, it is predicted that Majorana fermion can be realized on TI surface via inducing superconductivity by proximity effect. On the other, in experiment, 3D TI can be tuned into superconductor through doping with copper^{29,30} or applying high pressure^{31,32}. Several theoretical works have been done to analyze the superconductivity in these TI materials³³⁻³⁶. But these investigations are all about the 3D TI, and little attention has been paid to the superconductivity in QSH system (2D TI). More important, all these theoretical works start with the assumption of finite bulk superconductivity, which is suggested by experiments. But according to our knowledge, no discussion about the quantum phase transition between the topological insulating state and superconducting state in TI has been presented so far, which is surely an intriguing theoretical issue.

In this paper, we theoretically study the influence of the attractive interaction on the topological insulating state in the QSH system via self-consistent mean field method. We start with the Kane-Mele model of QSH system. The superconductivity is brought on by the attractive Hubbard U interaction. With self-consistent mean field method, we investigate the phase transition from the topological insulating state to the superconducting state. Our results clearly show the existence of the edge superconducting state (ESS), in which the bulk is still insulating and superconductivity only appears near the edges. We point out that the phase transition from TI into superconducting state actually splits into two steps. Turning on the attractive U, TI will first evolve into the ESS immediately, and after exceeding a critical U_c the whole system will become a superconductor. The reason is straightforward. TI has a bulk gap and gapless edge states. Electron pairs appear in the bulk only if the binding energy is larger than the bulk gap. From this point of view, the ESS seems to be a general property of the superconductivity in TI. Interestingly even if the

*Electronic address: jhgao1980@gmail.com

†Electronic address: chen.wq@sustc.edu.cn

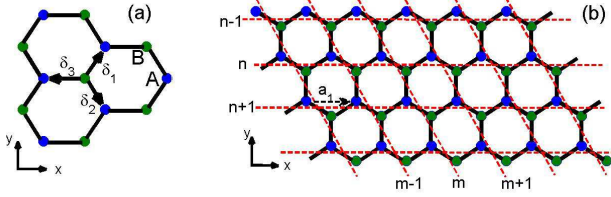


FIG. 1: (Color online) Schematic illustration of the honeycomb lattice (a) and Zigzag ribbon structure (b) of the QSH system.

bulk gap is zero, the ESS still occurs in the half filling case because of the special density of states of the Dirac fermion in 1D (edge state) and 2D (bulk). We further deduce that the ESS also exists in 3D TI, but it has a critical U_{edge} at half filling because of the special 2D density of states. Finally, we give a short discussion about the effective model of ESS.

Of course, we notice that the realistic phase transition phenomena in the attractive U Kane-Mele-Hubbard model will be more complicated. For example, the possible CDW phase, the possible topological superconductor phase with p wave pairing, and the BCS-BEC crossover are not involved in this work. But in this work we want to focus on the ESS which is a characteristic of the superconductivity of TI and has not been noticed in former studies. We believe that our mean field study offers a good and reasonable starting point for further investigation.

The attractive U Kane-Mele-Hubbard model is defined as $H = H_0 + H_U$, where H_0 is just the Kane-Mele model for the QSH system and H_U describes the attractive Hubbard U term which induces the superconductivity. We have

$$H_0 = -t \sum_{\langle ij \rangle} c_{i\sigma}^+ c_{j\sigma} + i\lambda_{so} \sum_{\langle\langle ij \rangle\rangle} v_{ij} c_{i\sigma}^+ \tau_{\sigma\sigma'}^z c_{j\sigma'} - \mu \sum_{i\sigma} c_{i\sigma}^+ c_{i\sigma} \quad (1)$$

where $\langle \rangle$ indicates the nearest neighborhood (NN) hopping, t is the hopping amplitude and μ is the chemical potential. The second term is the spin-orbit interaction. λ_{so} is the spin-orbit coupling constant, and $\langle\langle \rangle\rangle$ denotes the next nearest neighborhood (NNN) hopping. τ is the Pauli matrix. $v_{ij} = \pm 1$ depending on the relative orientation of the two bonds connecting i j sites²⁵. Since the honeycomb lattice is a bipartite, it is convenient to split the lattice into two sublattices A and B. In the following, we use $a_{i\sigma}^+$ ($b_{i\sigma}^+$) denotes the creation operator in sublattice A (B). The Hubbard U term is $H_U = -U \sum_i n_{i\uparrow} n_{i\downarrow}$ which is treated with mean field approximation ($U > 0$). In order to understand the superconducting states in QSH system well, we first investigate the bulk properties in k space. Then, we consider the zigzag ribbon structure which concentrates on the

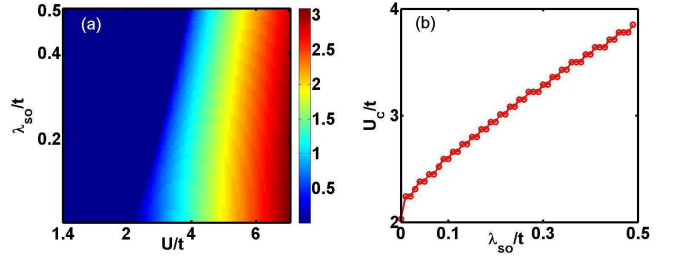


FIG. 2: (Color online) (a) The zero temperature superconducting gap $\Delta(U, \lambda_{so})$ in bulk for the half filling case. (b) U_c in bulk as function of λ_{so} at half filling.

edge states. Finally, we discuss the effective model of the ESS.

With the relation $c_{k\sigma}^+ = \frac{1}{\sqrt{N_A}} \sum_{i \in A} e^{ik \cdot R_i} c_{i\sigma}^+$, the Hamiltonian can be changed into momentum space. N_A is the site number of sublattice A, and sublattices A and B are equivalent. The NN hopping is $H_{NN} = -t \sum_{k\sigma} (\gamma_k a_{k\sigma}^+ b_{k\sigma} + \gamma_k^* b_{k\sigma}^+ a_{k\sigma})$, where $\gamma_k \equiv \gamma(k) = \sum_{\delta_i} e^{ik \cdot \delta_i}$. $\delta_{i=1,2,3}$ is the nearest neighborhood vectors [See Fig. 1 (a)]. For honeycomb lattice, $\delta_1 = a_0(\frac{1}{2}, \frac{\sqrt{3}}{2})$, $\delta_2 = a_0(\frac{1}{2}, -\frac{\sqrt{3}}{2})$ and $\delta_3 = a_0(-1, 0)$. Here a_0 is the lattice constant. The spin-orbit coupling is $H_{so} = \sum_k \lambda_k [a_{k\uparrow}^+ a_{k\downarrow} - a_{k\downarrow}^+ a_{k\uparrow} - b_{k\uparrow}^+ b_{k\downarrow} + b_{k\downarrow}^+ b_{k\uparrow}]$ where $\lambda_k = 2\lambda_{so}[-\sin(\sqrt{3}a_0 k_y) + 2\cos(\frac{3}{2}a_0 k_x)\sin(\frac{\sqrt{3}}{2}a_0 k_y)]$. With mean field approximation, the negative Hubbard U term is $H_U = -\sum_k [\Delta_A a_{k\uparrow}^+ a_{-k\downarrow}^+ + \Delta_A^* a_{-k\downarrow} a_{k\uparrow} + \Delta_B b_{k\uparrow}^+ b_{-k\downarrow}^+ + \Delta_B^* b_{-k\downarrow} b_{k\uparrow}]$, with $\Delta_A = \frac{U}{N_A} \sum_k \langle a_{-k\downarrow} a_{k\uparrow} \rangle$. Since the sublattices A and B are equivalent, we assume $\Delta_A = \Delta_B = \Delta$. In Nambu basis $\Phi_k^+ = (a_{k\uparrow}^+, b_{k\uparrow}^+, a_{-k\downarrow}, b_{-k\downarrow})$, we have $H = \sum_k \Phi_k^+ H_k \Phi_k$ with

$$H_k = \begin{pmatrix} \lambda_k - \mu & -t\gamma_k & -\Delta & 0 \\ -t\gamma_k^* & -\lambda_k - \mu & 0 & -\Delta \\ -\Delta^* & 0 & -\lambda_k + \mu & t\gamma_k \\ 0 & -\Delta^* & t\gamma_k^* & \lambda_k + \mu \end{pmatrix}$$

Diagonalizing H_k , the excitation energy of the Bogoliubov quasiparticles are $E_{\nu=\pm}(k) = \sqrt{(\epsilon_k \pm \mu)^2 + \Delta^2}$ with $\epsilon_k = \sqrt{\lambda_k^2 + t^2 |\gamma_k|^2}$ and ν is the band index. The gap equation is

$$\frac{1}{U} = \frac{1}{4N_A} \sum_{k\nu} \frac{1}{E_\nu} \tanh\left(\frac{\beta E_\nu}{2}\right). \quad (2)$$

The average electron density is

$$n - 1 = -\frac{1}{N_A} \sum_{k\nu} \left[\frac{\eta_\nu \epsilon_k - \mu}{E_\nu} \tanh\left(\frac{\beta E_\nu}{2}\right) \right] \quad (3)$$

where $n = N_e/2N_A$ and $\eta_{\nu=\pm} = \pm 1$. Thus, given n and U , Δ and μ can be determined self-consistently with above equations³⁸. Here we calculate the half filling case ($n = 1$) at zero temperature. The results are shown in Fig. 2. In Fig.2 (a), we calculate the zero temperature superconducting gap Δ as a function of U and λ_{so} .

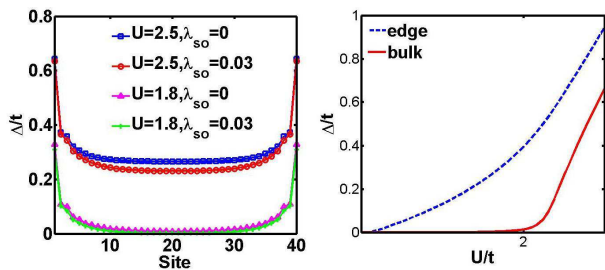


FIG. 3: (Color online) (a) The zero temperature superconducting gap Δ across the zigzag ribbon at half filling ($N = 20$, i.e. 40 sites across the ribbon). (b) Dashed line (blue): $\Delta(U)$ at the ribbon edge. Solid line (red) : $\Delta(U)$ inside the ribbon (middle site).

We see that for any λ_{so} there exists a critical U_c . Only when $U > U_c$, Δ becomes nonzero. The U_c here actually reflect the competition between the formation of cooper pair and the bulk gap. Since there is a bulk gap in topological insulating state, there are no free carriers to start from. The attractive U can induce superconductivity only if the binding energy is larger than the cost to produce free electrons and holes across the bulk gap. The superconductivity in such gapped system has been carefully discussed in semiconductor system³⁷. The U_c is given in Fig. 2 (b) as a function of λ_{so} . We know that λ_{so} determine the bulk gap in Kane-Mele model, where the larger λ_{so} the larger gap is. So U_c should increase with λ_{so} since larger U_c is needed to overcome the larger bulk gap. An interesting case is $U_c \approx 2.1t$ when $\lambda_{so} = 0$. It indicates that even without bulk gap U_c still exists at half filling. This phenomenon has been noticed in former study in optical lattice system³⁹. It results from the special density of states of the honeycomb lattice which will approach zero around the Dirac points.

In topological insulating states, the only free carriers is just the gapless edge states. Beyond its linear dispersion, the spin of the edge state are locked with its momentum. We study the zigzag ribbon structure so as to make clear the phase transition process of the edge states. The zigzag ribbon structure is shown in Fig. 1 (b). It has infinite length in the longitudinal direction (x direction) and finite width in the transverse direction (y direction). The unit cell of the ribbon structure is labeled by integer indices m and n . Due to the translational invariant, after Fourier transformation along the x direction, the tight binding Hamiltonian can be written as

$$H_{ribbon} = \int \frac{dk_x}{2\pi} \phi^\dagger(k_x) H_{ribbon}(k_x) \phi(k_x) \quad (4)$$

where $\phi^\dagger(k_x) = [\dots, a_\uparrow^\dagger(k_x n), b_\uparrow^\dagger(k_x n), \dots, a_\downarrow^\dagger(k_x n), b_\downarrow^\dagger(k_x n), \dots]$ is the basis ($4N$ vector) with $n = 1, 2, \dots, N$. Here n is the row index and N is the width of ribbon, i.e. the number of unit cell along the transverse

cross section. $H_{ribbon}(k_x)$ is a $4N \times 4N$ matrix

$$H_{ribbon}(k_x) = \begin{pmatrix} H_\uparrow(k_x) & 0 \\ 0 & H_\downarrow(k_x) \end{pmatrix} \quad (5)$$

where $H_{\sigma=\uparrow\downarrow}(k_x)$ are $2N \times 2N$ tridiagonal matrices. Detail of the expression is given in appendix. The attractive U interaction is still treated with mean field approximation

$$H_U = - \sum_{nk_x} [\Delta_{An} a_\uparrow^\dagger(k_x n) a_\downarrow^\dagger(-k_x n) + \Delta_{Bn} b^\dagger(k_x n) b^\dagger(-k_x n)] + h.c \quad (6)$$

where $\Delta_{An} = \frac{|U|}{N_r} \sum_{k_x} \langle a_\downarrow(-k_x n) a_\uparrow(k_x n) \rangle$. Δ_{An} (Δ_{Bn}) is the pairing potential on sublattice A (B) of row n . N_r is the number of the unit cell of each row. Therefore, with the basis in Nambu representation $\Psi^+(k_x) = [\dots, a_\uparrow^\dagger(k_x n), b_\uparrow^\dagger(k_x n), \dots, a_\downarrow(-k_x n), b_\downarrow(-k_x n), \dots]$, the mean-field BCS Hamiltonian can be expressed as $H_{MF} = \int \frac{dk_x}{2\pi} \Psi^\dagger(k_x) H_{sc}(k_x) \Psi(k_x)$ where

$$H_{sc} = \begin{pmatrix} H_\uparrow(k_x) & -\Delta_R \\ -\Delta_R^* & -H_\downarrow^T(-k_x) \end{pmatrix}$$

Here Δ_R is a diagonal matrix, the diagonal elements of which is $(\dots, \Delta_{An}, \Delta_{Bn}, \dots)$. Given Δ_{An} , Δ_{Bn} and the chemical potential (i.e. the average electron density $n_e = N_e/[2N_r \cdot N]$), H_{sc} can be diagonalized numerically and we can get the energy dispersion and eigenfunction of the Bogoliubov quasiparticles. Thus, Δ_{An} and Δ_{Bn} can be determined self-consistently. One thing should be noticed that since the appearance of the ribbon edge, Δ_{An} and Δ_{Bn} are no longer equivalent in the calculation of ribbon structure. The results for half filling case are shown in Fig. 3.

In Fig. 3 (a), we see that below U_c the gap Δ in the bulk is zero, and Δ around the edge is nonzero. It means that the superconductivity only appears near the edges and the bulk is still insulating when $U < U_c$. This is just the ESS (edge superconducting state) we mentioned above, which is the main results of this paper. Normally, the mechanism of edge superconductivity mainly concerns the proximity effect which is not intrinsic. Here our results indicate the possibility of intrinsic ESS. Meanwhile, we note that surface superconductivity in topological flat band system has been studied recently⁴⁰. It implies that the ESS is a general property of the system with topological protected edge states. When $U > U_c$, superconductivity also appears in the bulk, but the gap Δ near the edges is still larger than that in the bulk.

In Fig. 3 (b), we show the U dependence of the gap Δ at the edge and in the bulk respectively. Clearly, bulk superconductivity has a critical U_c but edge superconductivity has not. Small U can immediately induce nonzero edge superconductivity. It is because that 1D Dirac fermion (linear dispersion of the edge state) has a constant density of state. As a comparison, we have demonstrated that the zero density of states of 2D Dirac

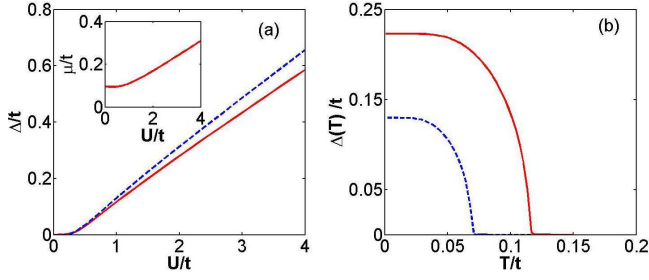


FIG. 4: (Color online) (a) The self-consistent results of $\Delta(U)$ with the effective model of ESS (zero temperature). Dashed line (blue) : $\delta N = 0$. Solid line (red) : $\delta N = 0.15$. We set $\hbar v_f = 0.2t \cdot a_1$ and momentum cutoff $k_c = \frac{\pi}{3a_1}$, where t is the hopping amplitude and $a_1 = \sqrt{3}a_0$ is the 1D lattice constant of the tight binding model. The inner: mean field chemical potential μ versus U for $\delta N = 0.15$. (b) Temperature dependence of Δ for half filling case. Dashed line (blue): $U = 1t$, Solid line (red): $U = 1.5t$.

fermion around the Dirac points results in the finite U_c of the bulk superconductivity when gap is zero at half filling. According to the discussion above, an interesting inference is that 2D ESS (surface superconducting state) also exist in 3D TI but with a finite U_{edge} at half filling. Due to the appearance of the ESS in the attractive Kane-Mele-Hubbard model, the phase transition from topological insulating state to the superconducting state actually splits into two steps. Increasing the attractive U , the topological insulating state will immediately change into to ESS with any small U , and when $U > U_c$, the whole system becomes superconductor. We also calculate the slightly doping case ($\mu \neq 0$ but still in the bulk gap) and the results are qualitatively similar.

Finally, We study the effective model of the ESS. The effective model of the helical edge states is $H_0 = \hbar v_f \int dx (\Phi_{R\uparrow}^+ i \partial_x \Phi_{R\uparrow} - \Phi_{L\downarrow}^+ i \partial_x \Phi_{L\downarrow})$. The attractive interaction is $H_U = -U \int dx \Phi_{R\uparrow}^+ \Phi_{R\uparrow} \Phi_{L\downarrow}^+ \Phi_{L\downarrow}$. Since the electron spin is locked with its momentum, we ignore the right-moving (left-moving) index R (L) in the following. In momentum space, we have $H_0 = \int \frac{dk}{2\pi} \psi^\dagger H_0(k) \psi$ where $\psi^\dagger = [c_{k\uparrow}^\dagger, c_{k\downarrow}^\dagger]^T$, and

$$H_0(k) = \begin{pmatrix} \hbar v_f k - \mu & 0 \\ 0 & -\hbar v_f k - \mu \end{pmatrix}$$

The eigenvalues are $E_{\nu=\pm} = -\mu \pm \hbar v_f |k|$ with $\nu = \pm$ is the band index. Since not the spin but the helicity is good quantum number here, the upper ($\nu = +$) and lower ($\nu = -$) bands correspond to different helicity. Based on the BCS mean field approximation, $H_U = -\int \frac{dk}{2\pi} (\Delta^* c_{-k\downarrow} c_{k\uparrow} + \Delta c_{k\uparrow}^+ c_{-k\downarrow}^+)$ with $\Delta = U \int \frac{dk}{2\pi} \langle c_{-k\downarrow} c_{k\uparrow} \rangle$. It should be noticed that when $k > 0$ ($k < 0$), $\langle c_{-k\downarrow} c_{k\uparrow} \rangle$ indicate the pairing in upper band $\nu = +$ (lower band $\nu = -$). Thus, Δ includes superconducting pairs in both bands.

It is convenient to express the superconducting Hamiltonian in the Nambu basis $\varphi^\dagger = [c_{k\uparrow}^\dagger, c_{-k\downarrow}]$ but not in

the band basis. We have

$$H_{SC} = \begin{pmatrix} \hbar v_f k - \mu & -\Delta \\ -\Delta^* & -\hbar v_f k + \mu \end{pmatrix}$$

The energy dispersion of the Bogoliubov quasiparticle is $\epsilon_B(k) = \sqrt{\Delta^2 + (\hbar v_f k - \mu)^2}$. We get the gap equation

$$\frac{1}{U} = \frac{1}{2} \int \frac{dk}{2\pi} \frac{\tanh[\beta \epsilon_B(k)/2]}{\epsilon_B(k)}.$$

In order to determine μ and Δ , we need the number equation concerning the particle conservation

$$\delta N = \int \frac{dk}{\pi} \left\{ \nu^2 + \frac{v_f k - \mu}{\epsilon_B(k)} f_F[\epsilon_B(k)] \right\} - N_-$$

where $\nu^2 = \frac{1}{2} [1 - \frac{\hbar v_f k - \mu}{\epsilon_B(k)}]$, f_F is the usual Fermi function and N_- is the electron number of the filled band $\nu = -$. With above equations, we can determine the properties of the ESS with given U and δN . The gap $\Delta(U)$ is calculated self-consistently for cases $\delta N = 0$ (half filling) and $\delta N = 0.15$ for example (See in Fig. 4). Since it is an effective model of lattice system, it is natural to use the hopping t and 1D lattice constant $a_1 = \sqrt{3}a_0$ as the unit. We can deduce the parameters, e.g. v_f , via fitting the tight binding band structure. In Fig. 4 (a), the results show that when U is rather small the superconducting gap Δ is still nonzero which is qualitatively consistent with the tight binding calculation. We also calculate the temperature dependence of the gap Δ in Fig. 4 (b).

The calculations above are only on the mean field level. However, the influence of fluctuation can not be ignored since it is very important and will kill the superconductivity in strictly 1D system. The ESS we studied here can actually be viewed as a quasi-one-dimensional superconducting system which is similar as the ultrathin superconducting nanowire^{41,42}. A key feature of quasi-one-dimensional superconducting nanowire is that thermally activated phase slip and quantum phase slip processes will induce finite resistance when $T < T_c$. Furthermore, because that the ESS is not an isolated 1D system, it is possible that the coupling between the environments (e.g. the bulk or the substrate) may stabilize the superconductivity, which is like the case of carbon nanotube^{43,44}. The situations of ESS in real materials are complex and still an open question, but we propose that the conception of ESS could be experimentally realized and examined in atomic optical lattice system. Recently, various schemes to realize topological insulating state in optical lattice system have been proposed⁴⁵⁻⁴⁸. And the attractive U Hubbard model has been intensively studied in optical lattice system in order to investigate the BCS-BEC crossover⁴⁹⁻⁵¹. So producing topological insulating state with attractive interaction is straightforward in the optical lattice system. It means that it is possible to realize the conception of ESS in the optical lattice system.

In summary, we investigate the phase transition from the topological insulating state to superconducting state in attractive Kane-Mele-Hubbard model with

self-consistent mean field method. We clearly manifest the existence of the edge superconducting state which is superconducting at the edge but insulating in the bulk. The ESS results from the interplay between the attractive interaction and the special energy band of TI. Thus, in contrast to the proximity effect induced edge superconducting state in TI, the ESS we show here is intrinsic and is a general characteristic of the superconductivity of TI. In this model, increasing U , the ESS will occur immediately and when $U > U_c$ the whole system becomes superconductor. The critical U_c of the bulk has been calculated. Due to the constant DOS of the edge state, there is no U_c for the ESS. The effective model of the ESS has also been discussed. We propose that the conception of ESS could be experimentally realized in atomic optical system.

We acknowledge part of financial support from RGC GRF HKU 709211 and CRF HKUST3/09. YZ is supported by National Basic Research Program of China (973 Program, No.2011CBA00103), NSFC (No.11074218) and the Fundamental Research Funds for the Central Universities in China. JHG thanks Dr. Kai-Yu Yang, Prof. X. Dai and Prof. X. C. Xie for helpful discussion.

APPENDIX

Here, we give the expression of $H_{\sigma=\uparrow\downarrow}$ in Eq. (5).

We have

$$H_{\sigma}(k_x) = \begin{pmatrix} H_{11}^{\sigma} & H_{12}^{\sigma} & 0 & \cdots & 0 \\ H_{21}^{\sigma} & H_{22}^{\sigma} & H_{23}^{\sigma} & & \vdots \\ 0 & \ddots & \ddots & \ddots & 0 \\ \vdots & & H_{N-1N-2}^{\sigma} & H_{N-1N-1}^{\sigma} & H_{N-1N}^{\sigma} \\ 0 & \cdots & 0 & H_{NN-1}^{\sigma} & H_{NN}^{\sigma} \end{pmatrix}$$

with

$$\begin{aligned} H_{nn}^{\sigma} &= \begin{pmatrix} -\eta S_{k_x} - \mu & \chi_{k_x} \\ \chi_{k_x}^* & \eta S_{k_x} - \mu \end{pmatrix} \\ H_{nn-1}^{\sigma} &= \begin{pmatrix} \eta \bar{S}_{k_x} & -t \\ 0 & -\eta \bar{S}_{k_x} \end{pmatrix} \\ H_{nn+1}^{\sigma} &= \begin{pmatrix} \eta \bar{S}_{k_x}^* & 0 \\ -t & -\eta \bar{S}_k^* \end{pmatrix}. \end{aligned}$$

Here $S_{k_x} = 2\lambda_{so} \sin(k_x a_1)$ and $\bar{S}_{k_x} = 2\lambda_{so} \sin(\frac{k_x a_1}{2}) e^{i \frac{k_x a_1}{2}}$ concerning the spin-orbit coupling; $\chi_k = -t \cdot (1 + e^{-ik_x a_1})$ is related with the next neighborhood hopping; $\eta = +1(-1)$ for spin up (down). $a_1 = \sqrt{3}a_0$ is the 1D lattice constant, i.e. the distance between adjacent unit cells along the x direction [See in Fig. 1 (b)].

-
- ¹ M. Z. Hasan and C. L. Kane, Rev. Mod. Phys. 82, 3045 (2010).
² X. Qi and S. Zhang, Rev. Mod. Phys. 83, 1057 (2011).
³ J. E. Moore, Nature (London) 464, 194 (2010).
⁴ M. König, S. Wiedmann, C. Brune, A. Roth, H. Buhmann, L. Molenkamp, X.-L. Qi, and S.-C. Zhang, Science 318, 766 (2007).
⁵ Y. Xia, D. Qian, D. Hsieh, L. Wray, A. Pal, H. Lin, A. Bansil, D. Grauer, Y. S. Hor, R. J. Cava, and M. Z. Hasan, Nature Phys. 5, 398 (2009).
⁶ Y. L. Chen, J. G. Analytis, J.-H. Chu, Z. K. Liu, S.-K. Mo, X. L. Qi, H. J. Zhang, D. H. Lu, X. Dai, Z. Fang, S. C. Zhang, I. R. Fisher, Z. Hussain, and Z.-X. Shen, Science 325, 178 (2009).
⁷ L. Fu and C. L. Kane, Phys. Rev. Lett. 100, 096407 (2008).
⁸ J. Linder, Y. Tanaka, T. Yokoyama, A. Sudb03, and N. Nagaosa, Phys. Rev. Lett. 104, 067001 (2010).
⁹ S. Mondal, D. Sen, K. Sengupta, and R. Shankar, Phys. Rev. Lett. 104, 046403 (2010).
¹⁰ I. Garate and M. Franz, Phys. Rev. Lett. 104, 146802 (2010).
¹¹ T. Yokoyama, Y. Tanaka, and N. Nagaosa, Phys. Rev. B 81, 121401(R) (2010).
¹² S. Raghu, X.-L. Qi, C. Honerkamp, and S.-C. Zhang, Phys. Rev. Lett. 100, 156401 (2008).
¹³ Y. Zhang, Y. Ran, and A. Vishwanath, Phys. Rev. B 79, 245331 (2009).
¹⁴ K.-Y. Yang, W. Zhu, D. Xiao, S. Okamoto, Z. Wang, and Y. Ran, Phys. Rev. B 84, 201104 (2011).
¹⁵ D. Pesin and L. Balents, Nat. Phys. 6, 376 (2010).
¹⁶ S. Rachel and K. Le Hur, Phys. Rev. B 82, 075106 (2010).
¹⁷ Shun-Li Yu, X. C. Xie, and Jian-Xin Li, Phys. Rev. Lett. 107, 010401 (2011).
¹⁸ D. Zheng, G.-M. Zhang, and C. Wu, Phys. Rev. B 84, 205121 (2011).
¹⁹ M. Hohenadler, T. C. Lang, and F. F. Assaad, Phys. Rev. Lett. 106, 100403 (2011).
²⁰ Y. Yamaji and M. Imada, Phys. Rev. B 83, 205122 (2011).
²¹ W. Wu, S. Rachel, W.-M. Liu, and K. L. Hur, e-print arXiv:1106.0943v1.
²² Jun Wen, M. Kargarian, A. Vaezi and G. A. Fiete, Phys. Rev. B 84, 235149 (2011).
²³ Dung-Hai Lee, Phys. Rev. Lett. 107, 166806 (2011).
²⁴ Z. Y. Meng, T. C. Lang, S. Wessel, F. F. Assaad, and A. Muramatsu, Nature (London) 464, 847 (2010).
²⁵ C. L. Kane and E. J. Mele, Phys. Rev. Lett. 95, 146802 (2005); Phys. Rev. Lett. 95, 226801 (2005).
²⁶ C. Weeks, Jun Hu, J. Alicea, M. Franz, and Ruqian Wu, Phys. Rev. X 1, 021001 (2011).
²⁷ C. C. Liu, W. Feng, and Y. Yao, Phys. Rev. Lett. 107, 076802 (2011).
²⁸ A. Shitade et al., Phys. Rev. Lett. 102, 256403 (2009).
²⁹ Y. S. Hor et al., Phys. Rev. Lett. 104, 057001 (2010).
³⁰ L. A. Wray et al., Nature Phys. 6, 855 (2010).
³¹ J. L. Zhang et al., Proc. Natl. Acad. Sci. U.S.A. 108, 24 (2011).

- ³² C. Zhang et al, Phys. Rev. B 83, 140504 (2011).
- ³³ L. Fu and E. Berg, Phys. Rev. Lett. 105, 097001 (2010).
- ³⁴ M. Sato, Phys. Rev. B 81, 220504(R) (2010); 79, 214526 (2009).
- ³⁵ Lei Hao and T. K. Lee, Phys. Rev. B 83, 134516 (2011).
- ³⁶ S. Sasaki et al, Phys. Rev. Lett. 107, 217001 (2011).
- ³⁷ P. Nozieres and F. Pistolesi, Eur. Phys. J. B 10, 469 (1999).
- ³⁸ Since it is just a model study which do not involve any concrete materials, we assume the Debye-like energy cutoff is just the band width in the tight binding calculation for simplicity. The calculation with small energy cutoff has also been done and we find the results are qualitatively similar.
- ³⁹ E. Zhao and A. Paramekanti, Phys. Rev. Lett. 97, 230404 (2006).
- ⁴⁰ N. B. Kopnin, T. T. Heikkil, and G. E. Volovik, Phys. Rev. B 83, 220503(R) (2011).
- ⁴¹ A. Bezryadin, C. N. Lau, and M. Tinkham, Nature (London) 404, 971 (2000).
- ⁴² M. Sahu, M. H. Bae, A. Rogachev, D. Pekker, T.C. Wei, N. Shah, P. M. Goldbart, and A. Bezryadin, Nature Phys. 5, 503 (2009)
- ⁴³ Z. Tang, L. Zhang, N. Wang, X. Zhang, G. Wen, G. Li, J. Wang, C. Chan, and P. Sheng, Science 292, 2462 (2001).
- ⁴⁴ I. Takesue, J. Haruyama, N. Kobayashi, S. Chiashi, S. Maruyama, T. Sugai, and H. Shinohara, Phys. Rev. Lett. 96, 057001 (2006).
- ⁴⁵ T. D. Stanescu, V. Galitski, J. Y. Vaishnav, C. W. Clark, and S. Das Sarma, Phys. Rev. A 79, 053639 (2009); 82, 013608 (2010).
- ⁴⁶ X.-J. Liu, C. Wu, and J. Sinova, Phys. Rev. A 81, 033622 (2010).
- ⁴⁷ N. Goldman et al., Phys. Rev. Lett. 105, 255302 (2010); A. Bermudez et al., 105, 190404 (2010).
- ⁴⁸ B. Bri and N. R. Cooper, Phys. Rev. Lett. 107, 145301 (2011).
- ⁴⁹ A. Toschi, P. Barone, M. Capone, C. Castellani, N. J. Phys. 7, 7 (2005).
- ⁵⁰ C. C. Chien, Q. J. Chen, and K. Levin, Phys. Rev. A 78, 043612 (2008).
- ⁵¹ L. Hackermuller, U. Schneider, M. Moreno-Cardoner, T. Kitagawa, T. Best, S. Will, E. Demler, E. Altman, I. Bloch, B. Paredes Science 327, 1621 (2010).