

Thermal Mass Spectra of Vector and Axial-Vector Mesons in Predictive Soft-Wall AdS/QCD Model

Ling-Xiao Cui,^{*} Shingo Takeuchi,[†] and Yue-Liang Wu[‡]

State Key Laboratory of Theoretical Physics(SKLTP)

Kavli Institute for Theoretical Physics China (KITPC)

Institute of Theoretical Physics, Chinese Academy of Science, Beijing,100190, China

(Dated: June 3, 2019)

Abstract

We extend the predictive soft-wall AdS/QCD model to a thermodynamic model by considering the black hole metric. A modified bulk vacuum expectation value and a modified coefficient for the quartic term in the bulk scalar potential are introduced to obtain a smooth dilaton solution for computing the spectral functions of the vector and axial-vector mesons. It is demonstrated that the peaks appearing in the spectral functions characterize the thermal mass spectra of vector and axial-vector mesons, where the location of the peak moves to a lower value and the width of the peak becomes wider when increasing the temperature. We observe that the peak disappears completely at the critical temperature around $T_c = 200$ MeV, which implies the deconfinement of quark and the restoration of chiral symmetry breaking. A numerical study by fitting the spectral function in terms of the Breit-Wigner form has been made to show how the peak dissolves quantitatively when the temperature is increased to the critical point.

PACS numbers:

^{*}Electronic address: clxyx@itp.ac.cn

[†]Electronic address: shingo@itp.ac.cn

[‡]Electronic address: ylwu@itp.ac.cn

I. INTRODUCTION

The reproduction of the extremely early moment after the big-bang is one of the biggest purposes and achievements in the present high energy physics. The experimental exploration is expected to be carried out by the groups at LHC and RHIC, as well as many other groups including FAIR, J-PARC, JLab and RIBF. It will involve with the following basic problems: the novel matter phase of quark-gluon plasma, confinement of colors and quarks, chiral symmetry breaking and restoration, unstable nuclides, inner structure of hadrons and the force between hadrons, color glass condensation and superconductor. Unlike the perturbative QCD which is well understood based on the property of asymptotic freedom of QCD[1, 2], all the studies will lead us to understand deeply the properties of nonperturbative QCD as they all are relevant to the strongly coupled QCD. So far, the strongly coupled QCD is mainly described by the chiral dynamical models of QCD with dynamically spontaneous symmetry breaking[3–5], lattice QCD and holographic QCD (or AdS/QCD)[6].

The holographic QCD has been developed based on the AdS/CFT duality to characterize the strongly coupled QCD. AdS/CFT was initiated as the duality between the weakly coupled type IIB supergravity on $AdS_5 \times S^5$ space-time and the strongly coupled $D = 4$ $\mathcal{N} = 4$ super Yang-Mills theory [7]. It is known that $D = 4$ $\mathcal{N} = 4$ super Yang-Mills theory has conformal symmetry and no field associated with fundamental representation. Thus AdS/CFT itself cannot correspond to the realistic QCD. The attempt for making AdS/CFT approach to the realistic QCD was first pursued in ref.[6], where the study has been paid to construct phenomenologically the model in searching for the bulk gravity matching with the realistic QCD. Such kind of bottom-up approach is usually called as holographic QCD or AdS/QCD models which include hard-wall AdS/QCD model [8–10] and soft-wall AdS/QCD model [11–15]. It is also interesting to observe the correspondence between matrix elements obtained in AdS/CFT with the corresponding formula using the light-front representation as shown in Refs. [16–18]. It may distinguish from the top-down model resulted from solutions of string theories like D3/D7 [19], D4/D8/ $\overline{D8}$ [20] and D4/D6/ $\overline{D6}$ [21].

In AdS/QCD models, the cutoff is put artificially around the horizon in the radial coordinate of the bulk gravity. The location of such a cutoff corresponds to the inverse of QCD scale $1/\Lambda_{QCD}$ in the dual field theories. Here the radial coordinate in the bulk corresponds to the energy scale in the dual field theories, thus the cutoff has a role as the IR cutoff in the dual field theories. While there is a difference in how the cutoff is put between hard-wall and soft-wall AdS/QCD model, In the hard-wall model, the range of the radial coordinate is restricted sharply at the cutoff in the integration of Lagrangian. Whereas in the soft-wall model, the action begin to be suppressed gradually from around $1/\Lambda_{QCD}$ to the horizon by introducing the dilaton which is regarded as a background field.

One of the main topics in the holographic AdS/QCD is to consistently incorporate both the dynamics of chiral symmetry and the linear dependence of squared mass of mesons on spin and excitation number, namely the dynamically spontaneous chiral symmetry breaking and the linear confinement of QCD. The hard-wall model can succeed in the realization of the linear dependence on lower excited states and lower spins, while the linear dependence deviates at higher excited states or higher spins [22]. The soft-wall model was motivated to improve this situation [11], so that the linear dependence was found to be satisfied for higher excited states and spins, but the resulting chiral condensation is proportional to quark mass, which is inconsistent with the realistic QCD. To further improve the situation, a higher order quartic term was introduced in the potential of the bulk scalar field, which modified the proportional between chiral condensation and quark mass, but the bulk scalar potential field is not bounded [13].

It has been shown in ref.[14, 15] that by simply modifying the bulk gravity at the infrared (IR) region in the soft-wall AdS/QCD and keeping the conformal invariance to be unchanged at the UV region as required from the property of QCD, it enables us to build a predictive AdS/QCD model which can provide a consistent prediction for the mass spectra of all light mesons. As a consequence, the mass spectra for both the groundstate mesons and resonance mesons can match well with the experimental data.

Another interesting topic in the holographic AdS/QCD is to investigate the finite temperature effects. The finite temperature effect on the spectrum of glueballs or mesons in a soft-wall model was studied in ref.[23, 24]. The hard-wall model at finite temperature was studied in [25]. In refs.[26, 27], both mesons and gluons were investigated in a soft-wall model. In ref.[28–30], the spectral function was computed by taking the D3/D7 setup which is dual to $\mathcal{N} = 4$ Super Yang-Mills theory with fundamental matters at finite baryon density. In ref.[31], the spectral function was computed holographically by modifying the D3/D7 setup with finite baryon density [28–30], thus the dual field theory can have electric background. The setup with D4 and $\overline{D4}$ -branes on AdS_6 was considered in ref.[32]. This is a non-critical string setup, which is considered not to have the problems originated from in critical string setups like $D4/\overline{D4}/D8$. In such a circumstance, the spectral function was computed (hydrodynamics was also performed).

In this paper, we are going to extend the predictive soft-wall AdS/QCD model [14, 15] to a thermodynamic model at finite temperature. In particular, we will examine finite temperature effect on mass spectra of vector and axial-vector mesons from the computation of the spectral function. The paper is organized as follows: In Sec.II, we include the finite temperature effect into the predictive soft-wall AdS/QCD model in the usual way by simply considering a black hole metric. In sec.III, we present a numerical computation for the spectral functions of the vector and axial-vector mesons at finite temperature. It is seen that the peaks of the spectral functions at low temperature will appear like a spike, the locations of the peaks correspond to the groundstate meson and resonances, which are found to match with the ones at zero temperature. We will show how the peaks dissolve as temperature increasing, which then indicates the chiral symmetry restoration. In Sec.IV, we will qualitatively investigate the dissolution of the spectral functions by fitting to numerical results in terms of the Breit-Wigner form. The finite momentum effect in the spectral function is discussed in Sec.V. Our conclusions and remarks are given in Sec.VI. Some formula used in our computation of spectral function are derived and presented in A.

II. PREDICTIVE ADS/QCD MODEL AT FINITE TEMPERATURE

In this section, we will describe the extension of the predictive AdS/QCD model [14, 15] to a thermodynamic model by simply considering the black hole metric [23, 24]. It then turns out that if taking the previous bulk vacuum expectation value (bVEV) given in [14, 15], the resulting dilaton background will diverge on the horizon at finite temperature due to the modified bulk geometry in the IR-region and the quartic term in the scalar potential, thus a modified bVEV has to be introduced to avoid such a divergence in order to obtain a well-defined spectral function at finite temperature in the predictive soft-wall AdS/QCD model.

Let us begin with considering the following black hole space-time as a bulk gravity:

$$ds^2 = a^2(z) \left(f(z) dt^2 - \sum_{i=1}^3 dx_i^2 - \frac{dz^2}{f(z)} \right), \quad (1)$$

with the IR improved metric and the black hole metric

$$a^2(z) = 1/z^2 + \mu_g^2 \quad \text{and} \quad f(z) = 1 - (z/z_0)^4. \quad (2)$$

Here z has the relation with a black hole radial coordinate r via $z \equiv 1/r$, it takes from $z_0 \equiv 1/r_0$ (inverse horizon) to 0 (boundary). (In Sec.III, we will see that it is more convenient to use the variable $u \equiv z/z_0$.) As the boundary theories are independent of the AdS radius, we will set it as unity through this paper. The Hawking temperature of the black hole is given as $T = 1/(z_0\pi)$, which corresponds to the temperature in boundary theories. The mass scale μ_g characterizes QCD confinement and is fixed by the low energy physics of hadrons[14, 15].

On the background geometry Eq.(1), the considered field ingredients include the dilaton background Φ , the bulk scalar field X and gauge fields A_L and A_R of $SU_L(2) \times SU_R(2)$ gauge symmetry. Here $X = X^{at^a}$ and $A_{L,R} = A_{L,R}^a t^a$ with t^a ($a = 1, 2, 3$) the $SU(2)$ Lie algebra are as the dual operators in the boundary theories. The model is given as follows on the background Eq.(1),

$$S = S_\Phi + S_{\text{gauge}}, \quad (3)$$

where

$$S_\Phi = \int d^5x \sqrt{g} e^{-\Phi(z)} \text{Tr} \left(|D_M X|^2 - V(X) \right), \quad (4)$$

$$S_{\text{gauge}} = -\frac{1}{4g_5^2} \int d^5x \sqrt{g} e^{-\Phi(z)} \text{Tr} (F_{L,MN} F_L^{MN} + F_{R,MN} F_R^{MN}), \quad (5)$$

with

$$D_M X = \partial_M X + i(A_{L,M} X - X A_{R,M}), \quad (6)$$

$$V(X) = m_X^2 |X|^2 + \frac{\lambda}{4} |X|^4. \quad (7)$$

with $m_X^2 = -3$. $g_5^2 \equiv 12\pi^2 L/N_c$ with $N_c = 3$ is a gauge coupling given in [11]. We use capital Latin and Greek character for the five dimensional and the four dimensional coordinates, respectively, $M = x_0, x_1, x_2, x_3, z$ and $\mu = x_0, x_1, x_2, x_3$. $V(X)$ is the potential of the bulk scalar field. λ is a coefficient for the quartic term. Here we will consider the case with or without the quartic term, i.e., $\lambda = 0$ and $\lambda \neq 0$. For $\lambda \neq 0$, its value at zero temperature was fitted from the meson mass spectra and found to be $\lambda = 9$ [14, 15].

Let us now discuss the bulk vacuum expectation value (bVEV) of the scalar field and the dilaton background at finite temperature. Taking the bVEV to be a function of the fifth dimension $v(z)$

$$X(z) = \frac{1}{2} v(z) \mathbf{1}_2, \quad (8)$$

where $\mathbf{1}_2$ denotes 2×2 unit matrix. $v(z)$ at zero temperature is given by Table.I, II and III. Here we refer it as zero temperature part and denote it as $v_0(z)$ below.

At finite temperature characterized by the black hole metric, the dilaton field $\Phi(z)$ has to be consistently determined from solving the equation of motion for any known bVEV $v(z)$

$$\Phi'(z) = \frac{3a'(z)}{a(z)} + \frac{(f(z)v'(z))'}{f(z)v'(z)} - \frac{a^2(z)}{f(z)v'(z)} \left(m_X^2 v(z) + \frac{\lambda}{2} v^3(z) \right), \quad (9)$$

Model	$v_0(z)$	Parameters		
Ia	$z(A + Bz^2)(1 + Cz^2)^{-1}$	$A = m_q\zeta,$	$B = \sigma/\zeta + m_q\zeta C,$	$C = B/(\mu_d\gamma)$
Ib	$z(A + Bz^2)(1 + Cz^2)^{-5/4}$	$A = m_q\zeta,$	$B = \sigma/\zeta + \frac{5}{4}m_q\zeta C,$	$C = (B^2/(\mu_d\gamma^2))^{2/5}$
IIa	$z(A + Bz^2)(1 + Cz^4)^{-1/2}$	$A = m_q\zeta,$	$B = \sigma/\zeta,$	$C = (B/(\mu_d\gamma))^2$
IIb	$z(A + Bz^2)(1 + Cz^4)^{-5/8}$	$A = m_q\zeta,$	$B = \sigma/\zeta,$	$C = (B^2/(\mu_d\gamma^2))^{4/5}$

TABLE I: These are taken from [14]. Numerical values are given in Table.II and III.

Model	m_q (MeV)	$\sigma^{\frac{1}{3}}$ (MeV)	μ_g (MeV)	γ
Ia	4.16	275	$(2\mu_d^2)/3$	0.178
Ib	4.64	265	$\mu_d^2/3$	0.136
IIa	4.44	265	$(2\mu_d^2)/3$	0.153
IIb	4.07	272	$\mu_d^2/3$	0.112

TABLE II: The numerical values in the case without the quartic term ($\lambda_0 = 0$) [14]. $\zeta = \sqrt{3}/(2\pi)$ and $\mu_d = 445$ MeV for all the models.

Model	m_q (MeV)	$\sigma^{\frac{1}{3}}$ (MeV)	μ_d (MeV)	μ_q^2 (MeV ²)	γ
IIa	6.95	228	412	$(2\mu_d^2)/3$	0.30
IIb	6.79	229	548	$\mu_d^2/3$	0.20

TABLE III: The numerical values in the case with the quartic term ($\lambda_0 = 9$) [14]. $\zeta = \sqrt{3}/(2\pi)$ for all the models.

where the prime ($'$) means a z -derivative. It is seen that there are terms with $f(z)$ in the denominator in eq.(9), which leads to a divergent solution for the dilaton field $\Phi(z)$ on the horizon ($z \rightarrow 1$) at finite temperature if taking the bVEV given in [14] for zero temperature case. While the divergent solution of $\Phi(z)$ will bring the difficulty in taking the in-falling boundary condition for the spectral functions. Note that the divergence appears only on the horizon at finite temperature due to the black hole metric $f(z)$. At zero temperature $f(z) = 1$.

To avoid such a divergence in the solution for the dilaton field $\Phi(z)$, we may modify the bVEV $v(z)$ to be

$$v(z) = v_1(z) \ln f(z) + v_0(z), \quad (10)$$

where $v_0(z)$ is taken to be the part at zero temperature and given in [14]. The part $v_1(z) \ln f(z)$ vanishes at zero temperature and is introduced to obtain a finite solution for the dilaton field $\Phi(z)$ by a proper $v_1(z)$. To fix $v_1(z)$, we substitute the above modified bVEV into eq.(9), which gives

$$\begin{aligned} \Phi'(z) &= \frac{\ln f(z)}{v_1(z)f'(z)} \left\{ -a^2(z)v_1(z) \left(m_X^2 + \frac{\lambda}{2}v^2(z) \right) + f'(z)v_1'(z) \right\} + \dots, \\ &= \frac{\ln f(z)}{v_1(z)f'(z)} \left\{ \mathcal{F}(z) - \frac{\lambda}{2}a^2(z)v_1(z)v^2(z) \right\} + \dots. \end{aligned} \quad (11)$$

here we write only the divergent term proportional to $\ln f(z)$, and “ \dots ” denotes the finite terms at the horizon limit: $z \rightarrow 1$. Where we have defined the function $\mathcal{F}(z)$ as

$$\mathcal{F}(z) \equiv -m_X^2 a^2(z) v_1(z) + f'(z) v_1'(z) \quad (12)$$

It is seen that for the case $\lambda = 0$ the solution for $\Phi(z)$ becomes finite once $\mathcal{F}(z) = 0$. It is not difficult to find from the condition $\mathcal{F}(z) = 0$ that $v_1(z)$ should take the following form

$$v_1(z) = c_v \exp \left[\frac{m_X^2}{8(\pi T)^4 z^4} \left(\frac{1}{2} + \mu_g^2 z^2 \right) \right], \quad (13)$$

with c_v an integral constant. The above result holds for all the models discussed in [14]. We will make a detail discussion below for the fixing of the constant c_v .

For the case $\lambda \neq 0$, there is an additional divergent term in Eq.(11). When taking Eq.(13), the divergent term is given as

$$\Phi'(z) = -\frac{\ln f(z)}{f'(z)} \frac{\lambda}{2} a^2(z) v^2(z) + \dots \quad (14)$$

its divergent order is seen to be $(\ln f(z))^3$. As a simple prescription, we may take λ as the following form

$$\lambda = \frac{\lambda_0}{1 + c_\lambda (\ln f(z))^p} \quad \text{with} \quad p \geq 3, \quad (15)$$

with c_λ a constant. Thus the resulting solution for $\Phi(z)$ becomes finite as long as $p \geq 3$. For simplicity, we take $p = 3$ in the present consideration.

With the modified bVEV given in Eq.(10) and the modified coefficient of the quartic term given in Eq. (15), we then arrive at a nonsingular solution for $\Phi'(z)$ as shown in Fig.1.

line	c_v	c_λ	λ_0
red (thin solid)	0	0	0
green (dotted)	-0.1	0	0
blue (dashed)	-0.1	0	100
magenta (thick solid)	-0.1	-0.1	100

TABLE IV: The correspondence between the lines and the parameters used in Fig.1. Other parameters are given in Table.III. The red line (thin solid line) and the blue line (dashed line) diverge as expected from Eqs.(9) and (14). Where the green line (dotted line) and the magenta line (thick solid line) correspond to the modified bVEV given in Eq.(10) and the modified coefficient given in Eq.(15).

As the modified bVEV and the modified coefficient of the quartic term are made for obtaining a smooth solution for the dilaton $\Phi(z)$ at the horizon, so that we may take the constants c_v and c_λ to be negligible small. We will discuss it again in next section for their values in the practical calculations. For simplicity, we will treat c_v and c_λ equally as $c_v = c_\lambda$, and also take them to be constant although they can be in general a function of temperature. In ref.[38], we have actually considered the limit case and neglected those modified terms as the frequency and momentum are eventually taken to be zero in computing the quark number susceptibility at finite temperature[38].

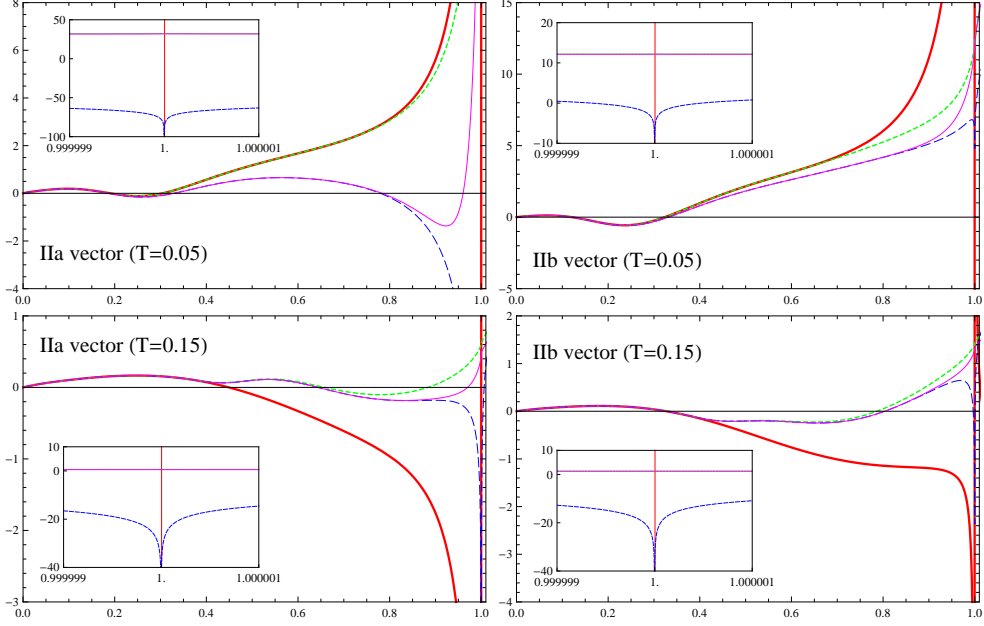


FIG. 1: The x- and y-axis mean $u = z/z_0$ and $\Phi'(u)$. $\Phi'(u)$ is shown to be well-defined in the bulk entirely with the bVEV in Eq.(10) and the quartic coupling in Eq.(15). $T = 0.05$ and 0.15 GeV correspond to low and high temperatures in this paper. The correspondence between lines and parameters is given in Table.IV. Where the small windows give the magnified vicinity of the horizon, the red line (or thin solid line) and the blue line (or dashed line) line show the divergence with behaviors as $1/u^2$ and cubic logarithmic as expected from Eqs.(9) and (14) for $c_v = 0$ and $c_\lambda = 0$. When c_v (green or dotted line) and c_λ (magenta or thick solid line) are turned on, the divergences disappear. In the small windows, green line (dotted line) and magenta line (thick solid line) are overlapping each other.

III. SPECTRAL FUNCTION FOR VECTOR AND AXIAL-VECTOR MESONS

To begin with, we combine the gauge fields into vector field V_M^a and axial-vector field W_M^a as

$$V_M^a \equiv \frac{1}{2}(A_{L,M}^a + A_{R,M}^a) \quad \text{and} \quad W_M^a \equiv \frac{1}{2}(A_{L,M}^a - A_{R,M}^a), \quad (16)$$

where $M = x_0, x_1, x_2, x_3, z$ as mentioned below eq.(3). The dual current operators for V_M^a and W_M^a are flavor vector current $\bar{q}\gamma^\mu t^a q$ and flavor axial-vector current $\bar{q}\gamma^5\gamma^\mu t^a q$, respectively. For convenience, we will change the radial coordinate $z(\equiv 1/r)$ to u as

$$u \equiv z/z_0 = (\pi T)z. \quad (17)$$

The equations of motion for the vector field V_x^a and the axial-vector field W_x^a in the spatial component $x = x_1, x_2, x_3$ are given as

$$\text{V} : 0 = \partial_u \left[e^{-\Phi(u)} \sqrt{g} g^{xx} g^{uu} \partial_u V_x^a(x, u) \right] + \left[e^{-\Phi(u)} \sqrt{g} g^{xx} \partial_\mu \partial^\mu V_x^a(x, u) \right], \quad (18)$$

$$\begin{aligned} \text{AV} : 0 = \partial_u \left[e^{-\Phi(u)} \sqrt{g} g^{xx} g^{uu} \partial_u W_x^a(x, u) \right] + \left[e^{-\Phi(u)} \sqrt{g} g^{xx} \partial^\mu \partial_\mu W_x^a(x, u) \right] \\ + 4g_5^2 g_{uu} (X^0(u))^2 W_x^a(x, u), \end{aligned} \quad (19)$$

where ‘‘V’’ and ‘‘AV’’ denote the vector and axial-vector, respectively. As in ref.[23], we adopt the axial gauge condition for the radial direction as $A_{L,z} = A_{R,z} = 0$ and the Landau gauge for the 4d space-time as $\partial^\mu A_{L,\mu} = \partial^\mu A_{R,\mu} = 0$ to get rid of unphysical polarization. Performing Fourier transformation for the four-dimensional coordinates as $V_x^a(x, u) = \int d^4x e^{ip \cdot x} \tilde{V}_x^a(p, u)$ and $W_x^a(x, u) = \int d^4x e^{ip \cdot x} \tilde{W}_x^a(p, u)$ with $p_\mu = (\omega, q_1, q_2, q_3)$ and the momentum \vec{q} taken as one direction, we have

$$\tilde{V}_x^{a''}(p, u) + F_1(u) \tilde{V}_x^{a'}(p, u) + \frac{1}{(\pi T)^2} F_0(u) \tilde{V}_x^a(p, u) = 0, \quad (20)$$

$$\tilde{W}_x^{a''}(p, u) + F_1(u) \tilde{W}_x^{a'}(p, u) + \frac{1}{(\pi T)^2} F_0(u) \tilde{W}_x^a(p, u) + g_5^2 \frac{v^2(u)}{u^2 f(u)} \tilde{W}_x^a(p, u) = 0. \quad (21)$$

with

$$F_1(u) = \frac{a'(u)}{a(u)} + \frac{f'(u)}{f(u)} - \Phi'(u), \quad F_0(u) = \frac{\omega^2}{f^2(u)} - \frac{q^2}{f(u)} \quad (22)$$

where the prime ($'$) means a derivative with regard to u . It is seen that there is no difference in the solutions $\tilde{V}_x^a(p, u)$ and $\tilde{W}_x^a(p, u)$ coming from the index for $SU(2)$ algebra a , so we will not attach the index a to the spectral function below.

With the above analysis, we are now in the position to make numerical computation for the retarded two-point Green function $G^a(\omega, q)$ for the operators of flavor vector current or flavor axial-vector current. Then we can get the spectral function as

$$\rho(\omega, q) = -\frac{1}{\pi} \text{Im} G^a(\omega, q) \theta(\omega^2 - q^2). \quad (23)$$

Here the index a will not be attached to $\rho(\omega, q)$ for the reason mentioned above. where $\theta(\omega^2 - q^2)$ is a step function introduced to keep the squared energy being positive in the boundary theory as a general requirement likewise ref.[33]. As the key point in spectral functions is the location and the width of the peak, where the width and the location of the peak are defined in our present study by the Breit-Wigner form given in eq.(30), we ignore the overall factor $-1/\pi$ in our actual analysis for simplicity.

The solutions $\tilde{V}_x^a(q, u)$ and $\tilde{W}_x^a(q, u)$ described by the equations of motion (20) and (21) can be generally given by two linear independent solutions as

$$\tilde{V}_x^a(p, u) = A^a(\omega, q) \Phi_0^a(\omega, q, u) + B^a(\omega, q) \Phi_1^a(\omega, q, u). \quad (24)$$

As the axial-vector sector is the same as the vector sector, we will skip its description below. As described in appendix, the ratio $B(\omega, q)/A(\omega, q)$ corresponds to the retarded two-point Green function, which can be written as

$$G^a(\omega, q) = C \frac{B^a(\omega, q)}{A^a(\omega, q)} + \dots = \frac{C}{\Phi_1^a(\omega, q, u)} \frac{\tilde{V}_x^a(\omega, q, u)}{\tilde{V}_x^a(\omega, q, 0)} + \dots \quad (25)$$

Here we have assumed that Φ_0^a becomes some constant and Φ_1^a vanishes on the boundary ($u \rightarrow 0$). The part ‘‘...’’ represents irrelevant part in our present consideration. C represents an overall constant fixed from QCD.

Our approach to get the Green function (25) is the shooting method. For that, we need the asymptotic behaviors for the boundary conditions. It turns out that the asymptotic

behaviors are the same for all the models though the dilaton takes different form for the different models when solving the equations of motion (20) and (21). Thus, the following description is common for all models. From Eqs.(20) and (21), we can obtain the solutions for Φ_0^a and Φ_1^a at the vicinity of the boundary in the limit: $z \rightarrow \epsilon$, with ϵ an infinitesimal number. The solutions are composed of two liner-independent functions by the first-kind Bessel function J_1 and second-kind Bessel function Y_1 , we assign them as follows

$$V : \Phi_0^a(\omega, q, u = \epsilon) = \epsilon Y_1(x_V) \quad \text{and} \quad \Phi_1^a(\omega, q, u = \epsilon) = \epsilon J_1(x_V), \quad (26)$$

$$AV : \Phi_0^a(\omega, q, u = \epsilon) = \epsilon Y_1(x_{AV}) \quad \text{and} \quad \Phi_1^a(\omega, q, u = \epsilon) = \epsilon J_1(x_{AV}), \quad (27)$$

with $x_V \equiv \frac{\sqrt{\omega^2 - q^2}}{\pi T} \epsilon$ and $x_{AV} \equiv \frac{\sqrt{\omega^2 - q^2 - g_5^2 A^2}}{\pi T} \epsilon$. On the other hand, solving Eqs.(20) and (21) around the horizon in the limit: $u \rightarrow 1 - \epsilon$, we find that the solutions for the vector and axial-vector mesons are the same with the so called in-going and out-going solution. As usual, we take the in-going solution as the boundary condition:

$$\widetilde{V}_x^a(\omega, q, u = 1 - \epsilon) = \widetilde{W}_x^a(\omega, q, u = 1 - \epsilon) = \epsilon^{-i \frac{\omega}{4\pi T}}. \quad (28)$$

We now make numerical computation with fixing the values for c_v and c_λ and considering the temperature effect. In principle, one can assign their values as small as possible, while in the practical numerical computations, it is difficult to take extremely small values for both $c_v = c_\lambda$ and temperature T . It will be seen that the mass spectrum appears sharply like a spike at low temperature, while as the temperature turns on, the spike becomes wider and wider as well as lower and lower when the temperature gets higher and higher. In order to check such a behavior, we will start with the temperature as low as possible, and turn on temperature gradually. In the practical computations, the possible lowest temperature is assigned in the following figures for the different cases. In figuring out the values of c_λ and c_v , it is seen that the positive value is excluded, which can be seen from eq.(9) or (15), for a positive value, a divergence appears in $\Phi'(u)$ at somewhere in u moving from 0 to 1. Thus, we will consider only the negative values for c_λ and c_v . As a consequence, the possible small values for c_λ, c_v are assigned in the practical computations to be as follows :

$$\begin{aligned} \text{The case without the quartic term } (\lambda_0 = 0) : c_v = c_\lambda = 10^{-3} \quad (\text{constant}). \\ \text{The case with the quartic term } (\lambda_0 = 9) : c_v = c_\lambda = 10^{-4} \quad (\text{constant}). \end{aligned} \quad (29)$$

Now Let us compute the spectral function with $q = 0$ and compare its result with the data listed in Table.V and VI. (As for $q \neq 0$, see Sec.V.) The results are shown in Fig.2, 3 and 4. As we set $q = 0$, the positions of the peaks in x-axis can read as the masses of mesons.

From the figures, it is seen that there are more spikes appearing at low temperature. In particular, the locations of the spikes which stand at lower temperature are very close to the values of the low-lying states obtained at zero temperature listed in Table.V and VI. When the temperature is increased, the spikes become less and less and the peaks move to the low value of ω . It is noticed that the spikes collapse in turns from the higher excited states. Namely, the much higher a state is excited, the more unstable that state becomes.

To check explicitly how the peaks behave when temperature becomes higher, we illustrate in detail the peak for the lowest lying state and plot in Fig.5 its behavior for various temperatures. It is seen that as the temperature becomes higher, the width of the peak becomes wider and wider and eventually the peak disappears. We shall discuss it qualitatively in next section.

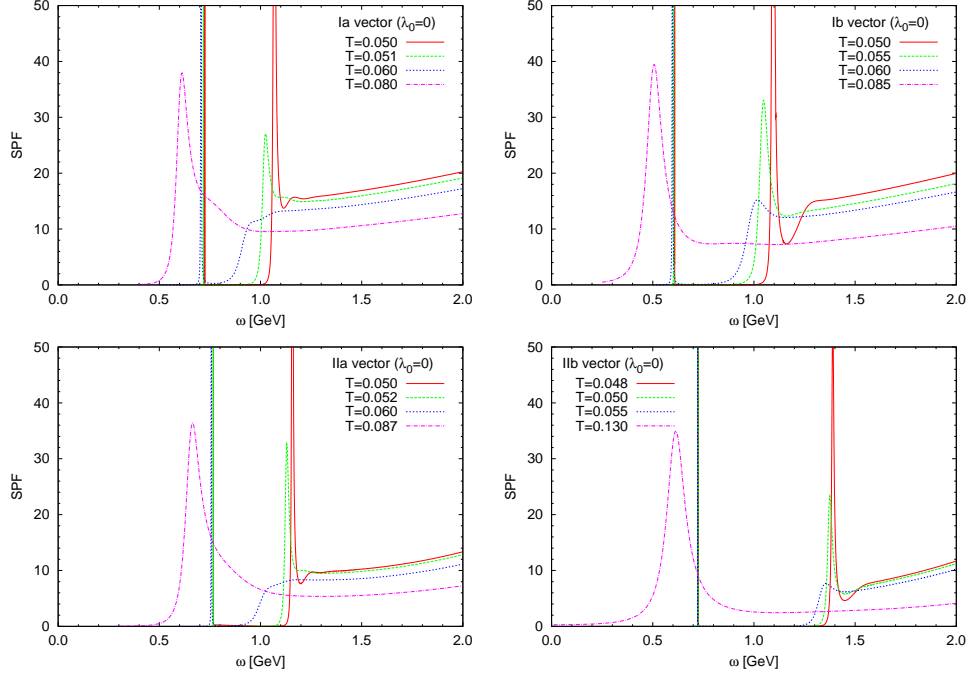


FIG. 2: The results of the spectral function for vector meson defined in eq.(23) without the quartic term ($\lambda_0 = 0$). As $q = 0$, the positions of the peaks in x-axis can be read as masses of mesons. The parameters used here are given in eq.(29) and Table.II, and the unit of temperature is in GeV. The radial coordinate is taken as $u \in [1 - 10^{-8}, 10^{-8}]$ in the numerical computation. The locations of the spike match with the results shown in Table.V.

n	ρ_V (MeV)	Ia	Ib	IIa	IIb	ρ_{AV} (MeV)	Ia	Ib	IIa	IIb
0	775.5 ± 1	739	603	777	727	1230 ± 40	934	714	940	807
1	1465 ± 25	1223	1175	1292	1468	1647 ± 22	1468	1247	1496	1507
2	1720 ± 20	1534	1509	1596	1744	1930^{+30}_{-70}	1822	1573	1831	1778
3	1909 ± 30	1784	1769	1842	1971	2096 ± 122	2109	1829	2102	2003
4	2149 ± 17	2000	1990	2054	2170	2270^{+55}_{-40}	2358	2049	2338	2202
5	-	2193	2187	2249	2351	-	2582	2049	2338	2202

TABLE V: The experimental and the predicted mass spectra for vector (left side) and axial-vector (right side) mesons without the quartic term ($\lambda_0 = 0$) given in [14].

From the above studies, we can draw the following statement that the peaks standing like a spike in the figures of the spectral function indicate the meson and resonances, which can explicitly be seen in Figs.2, 3 and 4 at the low temperature. When the temperature increases, the location of the peak moves to a lower value of ω and the width of the peak becomes wider as explicitly seen in Fig.5. Eventually, the peak disappears completely at temperature around $T = 200$ MeV, which is regarded as a critical temperature for the disappearance of mesons. As the meson is the bound state of quark and antiquark, thus the disappearance of the peak means the deconfinement of quark and the restoration of chiral symmetry breaking.

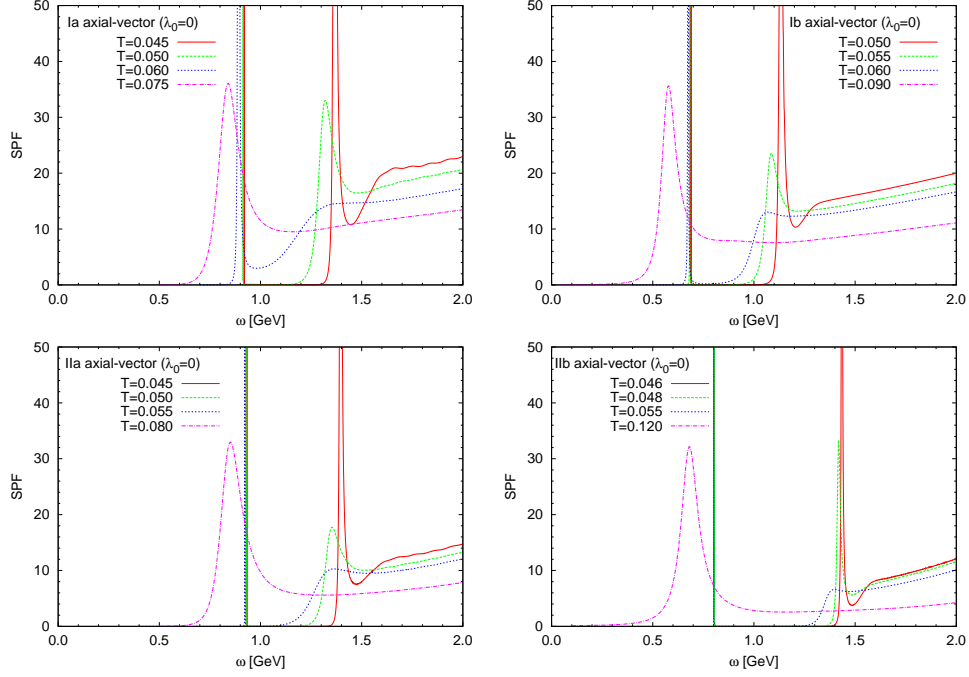


FIG. 3: The results of the spectral function for axial-vector meson. Other choices are the same as ones in Fig.2.

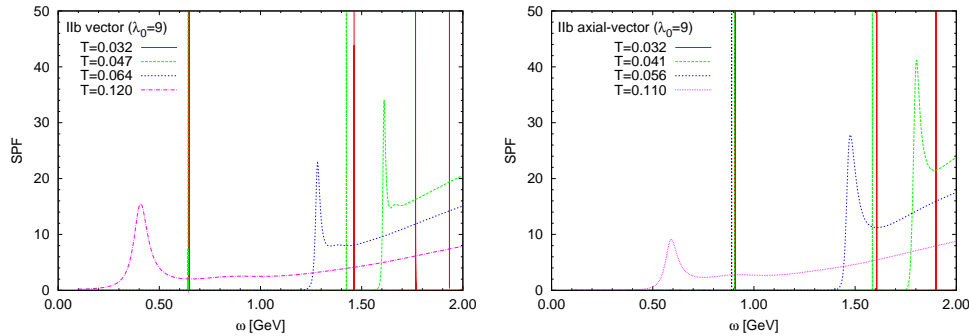


FIG. 4: The results of the spectral function with the quartic term ($\lambda_0 = 9$). Other choices are the same as ones in Fig.2 but with the parameters given Table.III.

IV. MASS SHIFT AND WIDTH OF PEAK FROM SPECTRAL FUNCTION

As we show in previous section how the peak dissolves as the temperature is increased to a critical point. Here we are going to make a numerical study with fitting the spectral function by the following Breit-Wigner form:

$$\frac{a\omega^b}{(\omega^2 - m^2)^2 + \Gamma^2} + P(\omega^2). \quad (30)$$

Here m and Γ correspond to the location and width of the peak. $P(\omega^2)$ represents the part not forming peaks and is taken to be the form $P(\omega^2) = c_1 + c_2\omega^2 + c_3(\omega^2)^4$. Thus it involves eight fitting parameters: $a, b, m, \Gamma, c_1, c_2, c_3$ and c_4 . To see quantitatively the mass shift

n	ρ_V (MeV)	IIa	IIb	ρ_{AV} (MeV)	IIa	IIb
0	775.5 ± 1	583	646	1230 ± 40	1128	913
1	1465 ± 25	900	1468	1647 ± 22	1643	1618
2	1720 ± 20	1248	1793	1930^{+30}_{-70}	1953	1940
3	1909 ± 30	1564	2008	2096 ± 122	2225	2161
4	2149 ± 17	1860	2170	2270^{+55}_{-40}	2486	2333
5	2265 ± 40	2143	2289	-	2742	2470

TABLE VI: The experimental and the predicted mass spectra for vector (left side) and axial-vector (right side) mesons with the quartic term ($\lambda_0 = 9$) given in [14].

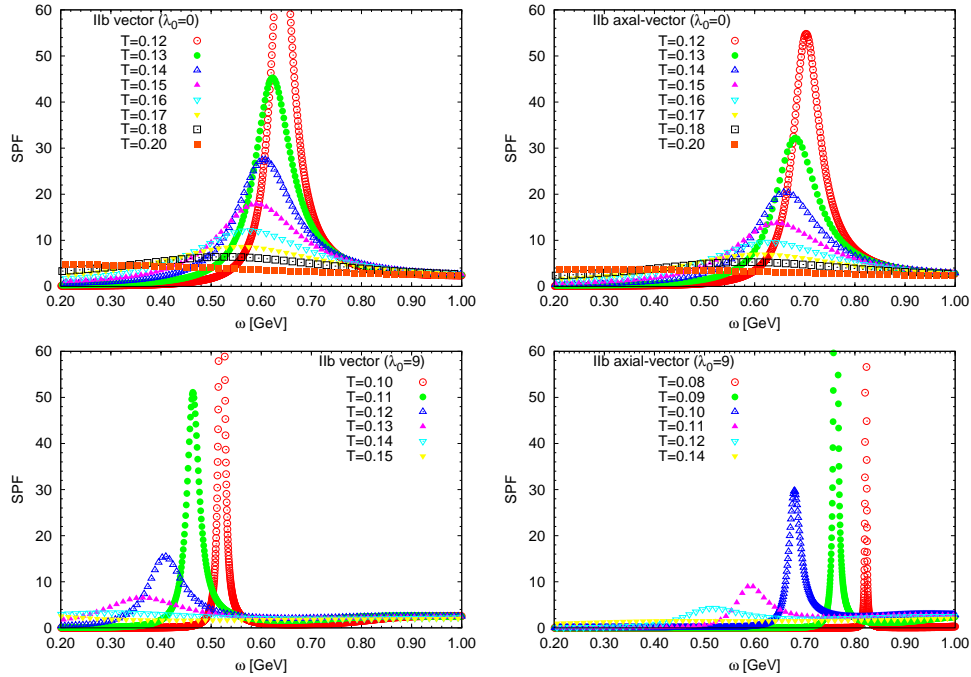


FIG. 5: The peak dissolves as temperature grows for the lowest lying state. The other choices are the same as ones in Fig.3 or 4.

and the width change of the peak, we consider the lowest lying state and plot the relation between the mass shift $\Delta m^2 \equiv (m - m_0)^2$ and the width Γ against the temperature. Here m_0 is the predicted meson mass at zero temperature given in Table.V and VI. The result is shown in Figs.6 and 7. It is seen from Fig.6 that Δm^2 is proportional to Γ as shown by the dotted line.

From Fig.5, it can explicitly be seen that the mass shift Δm^2 grows linearly as temperature increases and begins to deviate from the linearity near the temperature which leads the spectral function to dissolve. A similar phenomenology was also observed in ref.[23] and considered to be consistent with the results based on QCD sum rule calculation[34].

It is noticed that the relation between $\Delta m^2 \equiv (m - m_0)^2$ and Γ is not known in the low temperature region where a peak appears as a spike. This is because there is no numerical results as in such a low temperature region, the peak stands like delta function, it is difficult

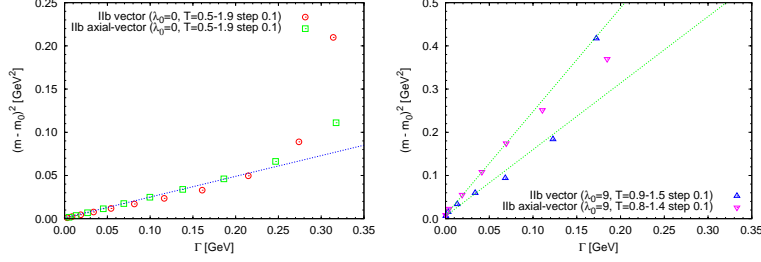


FIG. 6: The relation between the mass shift $\Delta m^2 \equiv (m - m_0)^2$ and the width Γ , which is obtained from the fitting to the numerical results of spectral function for the lowest lying state by the Breit-Wigner form given in Eq.(30). The parameters used here are given in Eq.(29) and Table.II and III, and the unit of temperature is in GeV. The dotted lines with the linear behavior are plotted for a comparison.

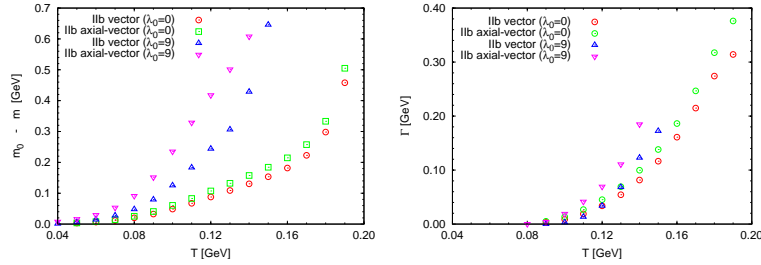


FIG. 7: It shows the temperature effect in $\Delta m \equiv m - m_0$ and Γ . The other choices are the same as the ones in Fig.6.

to measure the width numerically. From Fig.7, it is seen that the linearity occurs above certain temperature. In the low temperature region, such a linearity changes since the mass m and width Γ get values $m = m_0$ and $\Gamma = 0$ at zero temperature, respectively. Thus, it is expected that a similar change happens in the relation between $\Delta m^2 \equiv (m - m_0)^2$ and Γ .

V. FINITE MOMENTUM EFFECT

In this section, we are going to study the finite momentum effect in the spectral function. Such a momentum effect in the shape of spectral function was also studied in ref.[23, 24]. Our results are shown in Fig.8. Note that the spectral function in our present consideration is defined with a step function in Eq.(23) for a positive squared energy in the boundary theory from a general point of view[33].

It is seen that there is a wall-like behavior caused by the step function defined in Eq.(23). In particular, when the momentum turns on, the peak moves to large ω^2 direction and gradually decays. Such a phenomenology is consistent with the observation in [35, 36], but different from the results obtained by the perturbative analysis in a field theory[37], which may be considered as a peculiar and common behavior in strongly coupled field theories.

Let us turn to the effect of the step function defined in Eq.(23). Its effect appears as a wall in Fig.8. It is seen that there is a blow-up around the wall, and the height of the wall is changed depending on fineness of step of ω^2 taken in the numerical computation. As a

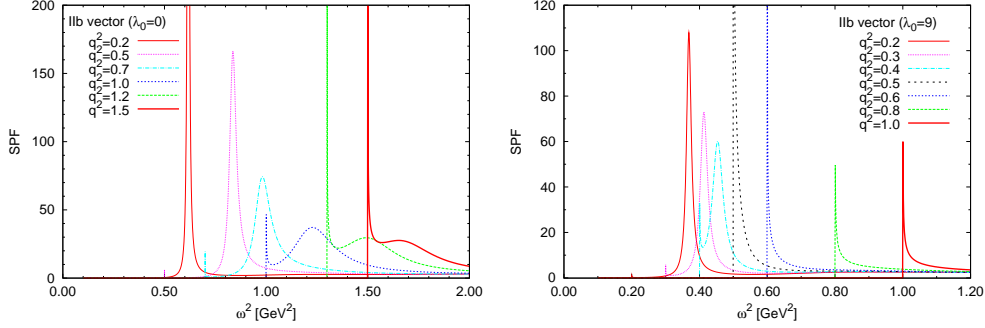


FIG. 8: The momentum effect in the spectral function for various momentum in unit GeV with $T = 0.10$ GeV. The parameters in the left and the right are given in Eq.(29), Table.II and III. The radial coordinate are taken to be $u \in [1 - 10^{-8}, 10^{-8}]$ in the computation.

result for the introduction of the step function, one may notice the difference in the speed of the wall moving as q^2 is increased. It may be seen from the differences between the left plot and the right plot in Fig.8 with $\lambda_0 = 0$ and $\lambda_0 = 9$, as well as with parameters given in Table.II and III.

VI. CONCLUSIONS AND REMARKS

In this paper, we have extended the predictive soft-wall AdS/QCD model [14, 15] to a thermodynamic model by introducing a black hole metric to describe the finite temperature effect. As the predictive AdS/QCD model has adopted an IR-improved 5D metric to characterize the low energy dynamic of QCD [14, 15], we have shown that it has to figure out a modified bulk vacuum expectation value and a modified coefficient of quartic term for the scalar field to get a non-singular dilaton solution. In obtaining the modified bulk vacuum expectation value and a modified coefficient of quartic term, an additional term is introduced to regulate the singular behavior. For that, the coefficients of the additional terms are taken to be negligible small. With the smooth dilaton solution, we have computed the spectral function for the vector and axial-vector mesons.

It has been demonstrated that the peaks in the figures of the spectral function indicate the resonance mesons as shown in Figs.2, 3 and 4. The location of the peak moves to a lower value of ω and the width of the peak becomes wider as the temperature increases seen in Fig.5. We have found that the peak disappears completely at the critical temperature around $T = 200$ MeV, which implies the deconfinement of quark and the restoration of chiral symmetry breaking. To see how the peak dissolves quantitatively when the temperature is increasing to a critical point, we have made a numerical study by fitting the spectral function with taking the Breit-Wigner form. It has been seen that the mass shift $\Delta m^2 = (m - m_0)^2$ with m_0 the meson mass at zero temperature grows in a linearity way as temperature increases. We have also investigated momentum effects and shown that the peak moves to a large ω^2 direction.

Acknowledgement

One of authors (S.T.) would like to thank the administrators in the cluster system in National Technical University of Athens and B-Factory Computer System of KEK and Azuma Takehiro for his technical tips in manipulating of the clusters, as well as to Kenji Fukushima and Tatsuhiro Misumi. This work was supported in part by the National Science Foundation of China (NSFC) under Grant #No. 10821504, 10975170 and the key project of the Chinese Academy of Science.

Appendix A: The formula for two-point retarded Green function

In this appendix, we will show how to obtain Eq.(25). It is seen that the Lagrangian up to third-order perturbations of vector and axial-vector sector can be written as

$$S_{\text{gauge}} = - \int dz \frac{e^{-\Phi(z)} a(z)}{2(g_5)^2} \int d^4 p e^{ip \cdot x} \left\{ f(z) (\tilde{V}_x^{a'}(p, z))^2 + \frac{\omega^2}{f(z)} (\tilde{V}_x^a(p, z))^2 \right\} + \dots, \quad (\text{A1})$$

where “...” denotes the axial-vector part which has the same form as the vector part and we abbreviate it.

In general, the action is assumed to have the following form

$$S[\phi] = \int dz \left\{ \mathcal{A}(z) \phi(z) \phi''(z) + \mathcal{B}(z) (\phi'(z))^2 + \mathcal{C}(z) \phi(z) \phi'(z) + \mathcal{D}(z) (\phi(z))^2 \right\}, \quad (\text{A2})$$

where $\phi(z)$, $\mathcal{A}(z)$, $\mathcal{B}(z)$, $\mathcal{C}(z)$ and $\mathcal{D}(z)$ are arbitrary coefficients. It can be shown that Eq.(A2) may be rewritten as follows

$$S[\phi] = \frac{1}{2} \int dz \left\{ \text{EOM} \cdot \phi(z) + \partial_z(\text{ST}) \right\}. \quad (\text{A3})$$

“EOM” denotes equations of motion and it will vanish as the bulk gravity is evaluated at classical level. On the other hand, “ST” denotes a surface term given as

$$\text{ST} \equiv \mathcal{A}(z) \phi(z) \phi'(z) + \left\{ \phi(z) \mathcal{A}(z) - \phi(z) \mathcal{A}'(z) \right\} \phi(z) + 2\mathcal{B}(z) \phi(z) \phi'(z) + \mathcal{C}(z) \phi^2(z). \quad (\text{A4})$$

Here we will mention briefly how to obtain eq.(A3) from eq.(A2): Firstly, we take the variation in an usual way to get equations of motion as $S[\phi + \delta\phi] - S[\phi]$. Then it can be summed up in “EOM” part and “ST” part up to the second order, i.e., $S[\phi + \delta\phi] - S[\phi] = \int dz \left\{ \text{EOM} \cdot \delta\phi(z) + \partial_z(\text{ST}) \right\} + \mathcal{O}(\delta\phi^2)$. Then, discarding the higher-order terms and replacing $\delta\phi$ with ϕ , its lhs becomes $2S[\phi]$ (provided that powers of all fields are same), and we arrive at Eq.(A3).

Using this prescription, eq.(A1) can be written at classical level as

$$S_{\text{gauge}} = - \frac{e^{-\Phi(z)} a(z) f(z)}{2(g_5)^2} \int d^4 x e^{ip \cdot x} \tilde{V}_x^a(p, z) \tilde{V}_x^{a'}(p, z) \Big|_{z=0}^1 + \dots. \quad (\text{A5})$$

The evaluation at $z = 0$ in the above can be written as

$$\begin{aligned} & \frac{e^{-\Phi(z)} a(z) f(z)}{2(g_5)^2} \int d^4 x e^{ip \cdot x} \tilde{V}_x^a(p, z) \tilde{V}_x^{a'}(p, z) \Big|_{z=0} \\ &= \int d^4 x e^{ip \cdot x} \frac{\tilde{V}_x^a(p, z) \tilde{V}_x^{a'}(p, z)}{2(g_5)^2 z} \Big|_{z=0} \\ &= \int d^4 x e^{ip \cdot x} \frac{A^a(\omega, q) A^a(-\omega, -q)}{g_5^2} \left[\frac{B^a(\omega, q)}{A^a(\omega, q)} + \frac{q^2 - \omega^2}{2} \left\{ \gamma_E + \log \left(\frac{z}{2} \sqrt{\omega^2 - q^2} \right) \right\} \right] \Big|_{z=0} \end{aligned} \quad (\text{A6})$$

Here we have substituted eq.(26). $A^a(\omega, q) = A^a(-\omega, -q)$ as can be seen from eq.(18) and (21). γ_E means Euler constant. Thus following GKP-W relation and the prescription given in ref.[39], the retarded Green function $G^a(\omega, q) = -i \int d^4x e^{-q \cdot x} \theta(t) \langle [J_x^a(x), J_x^a(0)] \rangle$ (As for what $J_x^a(x)$ means, see below eq.(16).) can be obtained as

$$G^a(\omega, q) = -\frac{2}{g_5^2} \left[\frac{B^a(\omega, q)}{A^a(\omega, q)} + \frac{q^2 - \omega^2}{2} \left\{ \gamma_E + \log \left(\frac{z}{2} \sqrt{\omega^2 - q^2} \right) \right\} \right] \Big|_{z=0}. \quad (\text{A7})$$

Thus from the imaginary part given in $B^a(\omega, q)/A^a(\omega, q)$, we obtain the spectral function for vector and axial-vector mesons.

-
- [1] D. J. Gross and F. Wilczek, Phys. Rev. Lett. **30**, 1343 (1973).
 - [2] H. D. Politzer, Phys. Rev. Lett. **30**, 1346 (1973).
 - [3] Y. Nambu, Phys. Rev. Lett. **4** (1960) 380.
 - [4] Y. B. Dai and Y. L. Wu, Eur. Phys. J. C **39** (2005) S1 [arXiv:hep-ph/0304075].
 - [5] D. Huang and Y.L. Wu, e-Print: arXiv:1110.4491 [hep-ph].
 - [6] E. Witten, Adv. Theor. Math. Phys. **2**, 505-532 (1998). [hep-th/9803131].
 - [7] J. M. Maldacena, Adv. Theor. Math. Phys. **2**, 231 (1998) [Int. J. Theor. Phys. **38**, 1113 (1999)] [arXiv:hep-th/9711200].
S. S. Gubser, I. R. Klebanov and A. M. Polyakov, Phys. Lett. B **428**, 105 (1998) [arXiv:hep-th/9802109].
E. Witten, Adv. Theor. Math. Phys. **2**, 253 (1998) [arXiv:hep-th/9802150].
J. Polchinski and M. J. Strassler, Phys. Rev. Lett. **88** (2002) 031601 [arXiv:hep-th/0109174].
 - [8] J. Erlich, E. Katz, D. T. Son and M. A. Stephanov, Phys. Rev. Lett. **95**, 261602 (2005) [arXiv:hep-ph/0501128].
 - [9] L. Da Rold and A. Pomarol, Nucl. Phys. B **721** (2005) 79 [arXiv:hep-ph/0501218].
 - [10] J. P. Shock, F. Wu, Y. L. Wu and Z. F. Xie, JHEP **0703** (2007) 064 [arXiv:hep-ph/0611227].
Y. L. Wu and Z. F. Xie, JHEP **0710** (2007) 009 [arXiv:0705.2360 [hep-ph]].
 - [11] A. Karch, E. Katz, D. T. Son and M. A. Stephanov, Phys. Rev. D **74**, 015005 (2006) [arXiv:hep-ph/0602229].
 - [12] P. Colangelo, F. De Fazio, F. Giannuzzi, F. Jugeau and S. Nicotri, Phys. Rev. D **78** (2008) 055009 [arXiv:0807.1054 [hep-ph]].
 - [13] T. Gherghetta, J. I. Kapusta and T. M. Kelley, Phys. Rev. D **79** (2009) 076003 [arXiv:0902.1998 [hep-ph]].
 - [14] Y. Q. Sui, Y. L. Wu, Z. F. Xie and Y. B. Yang, Phys. Rev. D **81**, 014024 (2010), [arXiv:0909.3887 [hep-ph]].
 - [15] Y. Q. Sui, Y. L. Wu and Y. B. Yang, Phys. Rev. D **83**, 065030 (2011); e-Print: arXiv:1012.3518 [hep-ph]
 - [16] S. J. Brodsky and G. F. de Teramond, Phys. Rev. Lett. **96** (2006) 201601 [arXiv:hep-ph/0602252].
 - [17] S. J. Brodsky and G. F. de Teramond, Phys. Rev. D **77**, 056007 (2008) [arXiv:0707.3859 [hep-ph]].
 - [18] S. J. Brodsky and G. F. de Teramond, arXiv:0909.3899 [hep-ph]; G. F. de Teramond and S. J. Brodsky, arXiv:0909.3900 [hep-ph] and references therein.

- [19] A. Karch, E. Katz, JHEP **0206**, 043 (2002). [arXiv:hep-th/0205236 [hep-th]].
J. Babington, J. Erdmenger, N. J. Evans, Z. Guralnik, I. Kirsch, Phys. Rev. **D69**, 066007 (2004). [hep-th/0306018].
D. Mateos, R. C. Myers, R. M. Thomson, Phys. Rev. Lett. **97**, 091601 (2006). [hep-th/0605046].
- [20] T. Sakai, S. Sugimoto, Prog. Theor. Phys. **113**, 843-882 (2005). [arXiv:hep-th/0412141 [hep-th]].
T. Sakai, S. Sugimoto, Prog. Theor. Phys. **114**, 1083-1118 (2005). [hep-th/0507073].
- [21] M. Kruczenski, D. Mateos, R. C. Myers, D. J. Winters, JHEP **0405**, 041 (2004). [hep-th/0311270].
- [22] E. Schreiber, [hep-th/0403226].
M. Shifman, [hep-ph/0507246].
- [23] M. Fujita, K. Fukushima, T. Misumi, M. Murata, Phys. Rev. **D80**, 035001 (2009). [arXiv:0903.2316 [hep-ph]].
M. Fujita, T. Kikuchi, K. Fukushima, T. Misumi, M. Murata, Phys. Rev. **D81**, 065024 (2010). [arXiv:0911.2298 [hep-ph]].
- [24] P. Colangelo, F. Giannuzzi, S. Nicotri, Phys. Rev. **D80**, 094019 (2009). [arXiv:0909.1534 [hep-ph]].
- [25] K. Ghoroku, M. Yahiro, Phys. Rev. **D73**, 125010 (2006). [hep-ph/0512289].
- [26] P. Colangelo, F. De Fazio, F. Giannuzzi, F. Jugeau, S. Nicotri, Phys. Rev. **D78**, 055009 (2008). [arXiv:0807.1054 [hep-ph]].
- [27] P. Colangelo, F. De Fazio, F. Jugeau, S. Nicotri, Phys. Lett. **B652**, 73-78 (2007). [hep-ph/0703316].
- [28] J. Mas, J. P. Shock, J. Tarrio, D. Zoakos, JHEP **0809**, 009 (2008). [arXiv:0805.2601 [hep-th]].
- [29] J. Erdmenger, M. Kaminski, F. Rust, Phys. Rev. **D77**, 046005 (2008). [arXiv:0710.0334 [hep-th]].
- [30] R. C. Myers, A. O. Starinets, R. M. Thomson, JHEP **0711**, 091 (2007). [arXiv:0706.0162 [hep-th]].
- [31] J. Mas, J. P. Shock, J. Tarrio, JHEP **0909**, 032 (2009). [arXiv:0904.3905 [hep-th]].
- [32] Y. Y. Bu, J. M. Yang, [arXiv:1105.3646 [hep-th]].
- [33] P. Kovtun and A. Starinets, Phys. Rev. Lett. **96**, 131601 (2006) [arXiv:hep-th/0602059].
- [34] K. Morita, S. H. Lee, Phys. Rev. Lett. **100**, 022301 (2008). [arXiv:0704.2021 [nucl-th]].
K. Morita, S. H. Lee, Phys. Rev. **D82**, 054008 (2010). [arXiv:0908.2856 [hep-ph]].
- [35] H. Liu, K. Rajagopal, U. A. Wiedemann, Phys. Rev. Lett. **98**, 182301 (2007). [hep-ph/0607062].
- [36] T. Faulkner, H. Liu, Phys. Lett. **B673**, 161-165 (2009). [arXiv:0807.0063 [hep-th]].
- [37] Y. Hidaka, O. Morimatsu, T. Nishikawa, Phys. Rev. **D67**, 056004 (2003). [hep-ph/0211015].
- [38] L. -X. Cui, S. Takeuchi, Y. -L. Wu, Phys. Rev. **D84** (2011) 076004, [arXiv:1107.2738 [hep-ph]].
- [39] D. T. Son and A. O. Starinets, JHEP **0209**, 042 (2002), [arXiv:hep-th/0205051].