

Pseudoscalar decay constants, light-quark masses, and B_K from mixed-action lattice QCD

Jack Laiho*

Department of Physics and Astronomy, University of Glasgow, Glasgow, Scotland, UK

E-mail: jlaiho@fnal.gov

Ruth S. Van de Water†‡

Physics Department, Brookhaven National Laboratory, Upton, New York, USA

E-mail: ruthv@bnl.gov

We present updated results for the leptonic decay constants f_π and f_K , the light u , d , and s -quark masses, and the neutral kaon mixing parameter B_K from mixed-action lattice simulations with staggered sea quarks and domain-wall valence quarks. We use the publicly-available 2+1 flavor MILC asqtad-improved staggered gauge configurations with multiple light sea-quark masses and three lattice spacings, and compute the kaon mixing matrix element with several partially-quenched valence-quark masses. We then extrapolate to the physical light-quark masses and the continuum using partially-quenched chiral perturbation theory formulated for mixed-action lattice simulations. For B_K we match the lattice four-fermion operator to the continuum using the nonperturbative method of Rome-Southampton. Our new results benefit from two significant improvements over our published work: (1) we have added a third lattice spacing of $a \approx 0.06$ fm to better control the continuum extrapolation, and (2) we have implemented a new lattice renormalization scheme (the RI/SMOM $_{\gamma_\mu}$ scheme developed by Sturm *et al.*) that suppresses chiral-symmetry breaking and other infrared effects and, in practice, also shrinks the size of the 1-loop perturbative coefficient needed to match to the continuum $\overline{\text{MS}}$ scheme. When combined with the use of volume-averaged momentum sources and twisted-boundary conditions, this significantly reduces the systematic uncertainty in the renormalization factor Z_{B_K} .

The XXIX International Symposium on Lattice Field Theory - Lattice 2011

July 10-16, 2011

Squaw Valley, Lake Tahoe, California

*Funded by STFC and the Scottish Universities Physics Alliance.

†Speaker.

‡This manuscript has been authored by employees of Brookhaven Science Associates, LLC under Contract No. DE-AC02-98CH10886 with the U.S. Department of Energy. Computations for this work were carried out with resources provided by the USQCD Collaboration, the Argonne Leadership Computing Facility, and the New York Center for Computational Sciences, which are funded by the Office of Science of the U.S. Department of Energy and by New York State.

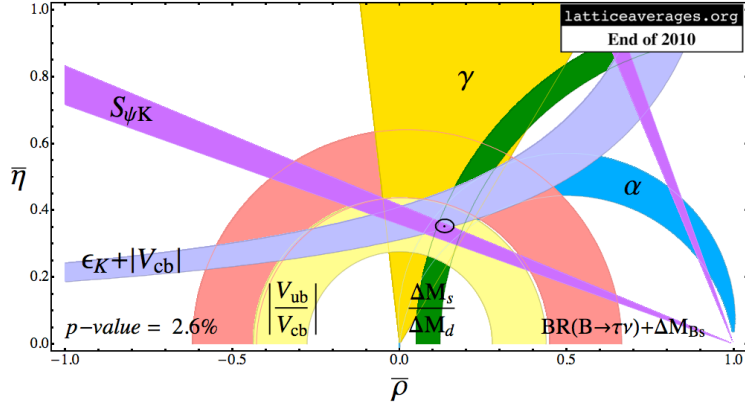


Figure 1: Global fit of the CKM unitarity triangle [3].

1. Motivation

Lattice-QCD calculations of pseudoscalar decay constants, light-quark masses, and other kaon weak matrix elements are important ingredients for understanding the Standard Model and for constraining physics beyond the Standard Model. For example, the u , d , and s -quark masses are parametric inputs to calculations of Standard Model and new physics processes. The ratio of pseudoscalar decay constants f_K/f_π , when combined with experimental measurements of the leptonic decay rates, allows a precise determination of the ratio of CKM matrix elements $|V_{ud}|/|V_{us}|$ [1]. The neutral kaon mixing parameter B_K , when combined with experimental measurements of indirect CP -violation in the kaon sector (ϵ_K) constrains the apex of the CKM unitarity triangle. Finally, penguin-dominated $K \rightarrow \pi\pi$ and $K \rightarrow \pi\nu\bar{\nu}$ decays may be particularly sensitive probes of new physics once lattice weak matrix element calculations are sufficiently precise.

Lattice QCD has played a key role in establishing that the CKM paradigm of CP -violation describes experimental observations at the $\sim 10\%$ level [2]. Many new-physics scenarios, however, predict new interactions between quarks and non-standard CP -violating phases. Given sufficient theoretical and experimental precision, these would lead to inconsistencies between measurements that are expected to be the same within the Standard Model CKM framework. Recent improvements in lattice weak matrix element calculations, especially of B_K and the B -mixing $SU(3)$ -breaking ratio ξ , have revealed a $\sim 3\sigma$ tension that may indicate the presence of a non-Standard Model source of CP -violation (see Fig. 1) [4]. Given this tension, it is crucial to continue precision studies of kaon physics using multiple methods including our mixed-action approach.

2. Overview of mixed-action calculation

Table 1 shows the parameters of our numerical mixed-action lattice simulations. We analyze the 2+1 flavor asqtad-improved staggered gauge configurations generated by the MILC Collaboration [5]. Use of this large suite of ensembles with multiple spatial volumes $\sim (2.5 - 4 \text{ fm})^3$, multiple light sea-quark masses $\sim m_s/10 - m_s$, and three lattice spacings $\sim 0.06 - 0.12 \text{ fm}$ gives us good control over the systematic uncertainties associated with the chiral-continuum extrapolation. We

$a(\text{fm})$	$L^3 \times T$	m_l	m_h	$m_{\text{val.}}^{\text{dwf}}$	# configs.
$\approx \mathbf{0.06}$	$\mathbf{64^3 \times 144}$	$\mathbf{0.0018}$	$\mathbf{0.018}$	$\mathbf{0.0026, 0.0469, 0.0108, 0.033}$	$\mathbf{96}$
$\approx \mathbf{0.06}$	$\mathbf{48^3 \times 144}$	$\mathbf{0.0036}$	$\mathbf{0.018}$	$\mathbf{0.0036, 0.0072, 0.0108, 0.033}$	$\mathbf{128}$
$\approx \mathbf{0.09}$	$\mathbf{40^3 \times 96}$	$\mathbf{0.0031}$	$\mathbf{0.0031}$	$\mathbf{0.004, 0.0124, 0.0186, 0.046}$	$\mathbf{102}$
≈ 0.09	$40^3 \times 96$	0.0031	0.031	0.004, 0.0124, 0.0186, 0.046	150
≈ 0.09	$28^3 \times 96$	0.0062	0.031	0.0062, 0.0124, 0.0186, 0.046	374
$\approx \mathbf{0.09}$	$\mathbf{28^3 \times 96}$	$\mathbf{0.0093}$	$\mathbf{0.031}$	$\mathbf{0.0062, 0.0124, 0.0186, 0.046}$	$\mathbf{198}$
≈ 0.09	$28^3 \times 96$	0.0124	0.031	0.0062, 0.0124, 0.0186, 0.046	198
≈ 0.09	$28^3 \times 96$	0.0062	0.0186	0.0062, 0.0124, 0.0186, 0.046	160
$\approx \mathbf{0.125}$	$\mathbf{32^3 \times 64}$	$\mathbf{0.005}$	$\mathbf{0.005}$	$\mathbf{0.007, 0.02, 0.03, 0.05}$	$\mathbf{175}$
≈ 0.125	$24^3 \times 64$	0.005	0.05	0.007, 0.02, 0.03, 0.05, 0.065	216
≈ 0.125	$20^3 \times 64$	0.007	0.05	0.01, 0.02, 0.03, 0.04, 0.05, 0.065	268
≈ 0.125	$20^3 \times 64$	0.01	0.05	0.01, 0.02, 0.03, 0.05, 0.065	220
≈ 0.125	$20^3 \times 64$	0.02	0.05	0.01, 0.03, 0.05, 0.065	117
≈ 0.125	$20^3 \times 64$	0.01	0.03	0.01, 0.02, 0.03, 0.05, 0.065	160

Table 1: Sea-quark ensembles and valence-quark masses used to obtain the preliminary results presented in this work. Ensembles shown in **bold** are new since our 2009 B_K publication [6].

generate domain-wall valence quarks at several partially-quenched masses $\sim m_s/10 - m_s$. We apply HYP-smearing [7] to the valence domain-wall action in order to reduce the size of explicit chiral symmetry breaking [8] ($m_{\text{res}} \approx 3$ MeV at our coarsest lattice spacing and is ~ 30 times smaller at our finest lattice spacing). The use of domain-wall valence quarks makes the chiral-continuum extrapolation more continuum-like [9, 10] and simplifies the nonperturbative operator matching via the method of Rome-Southampton [11]. Hence our mixed-action approach is well-suited for weak matrix element calculations, as we show empirically in the next section.

3. Testing the mixed-action method: decay constants and quark masses

We compute the decay constant using a Ward identity to relate the axial current to the pseudoscalar density; this method has the advantage that the renormalization factor is unity up to corrections of $\mathcal{O}(am_{\text{res}}) \sim 10^{-3} - 10^{-5}$. Once we have the decay constant for all combinations of valence- and sea-quark masses, we perform a combined chiral-continuum extrapolation via a simultaneous correlated fit of the full data set using NLO $SU(3)$ mixed-action χ PT [9] supplemented with higher-order analytic terms. Because the kaon mass is so heavy and our data is so precise, these terms are needed to interpolate about the strange-quark mass and obtain good confidence levels. We correct the numerical data for the known one-loop finite volume effects, and estimate the systematic uncertainty due to the chiral-continuum extrapolation by varying the fit function. As shown in Fig. 2, the value of f_π in the continuum limit at the physical quark masses agrees with experiment. Our preliminary results for the pseudoscalar decay constants and their ratio are

$$f_\pi = 130.53(0.87)_{\text{stat}}(1.68)_{\chi\text{PT}}(0.80)_{\text{FV}}(0.93)_{r_1}(0.25)_{m_q} \text{ MeV} \quad (3.1)$$

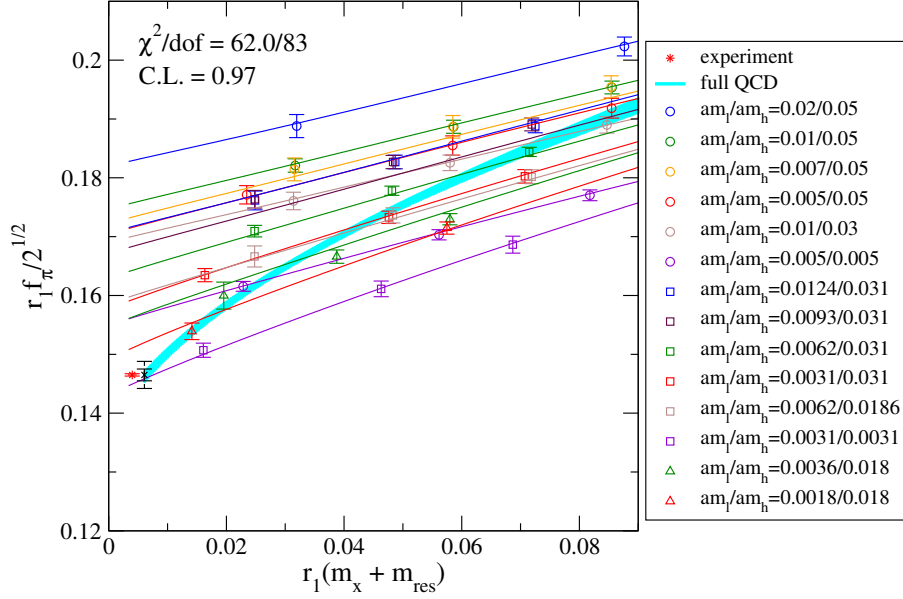


Figure 2: Chiral-continuum extrapolation of the pseudoscalar decay constant. Only data points with degenerate valence-quark masses are shown, but the fit includes all nondegenerate points. The circles denote “coarse” ($a \approx 0.12$ fm) data, the squares denote “fine” ($a \approx 0.09$ fm) data, and the triangles denote “superfine” data. The cyan band shows the continuum full QCD curve. The black “ \times ” shows f_π at the physical ud quark mass, where the inner solid error bar is statistical and the outer dashed error bar is the total systematic. For comparison, the red star shows the experimental result for f_π , with which we are in good agreement.

$$f_K = 156.8(1.0)_{\text{stat}}(1.1)_{\chi\text{PT}}(0.6)_{\text{FV}}(0.8)_{r_1}(0.8)_{m_q} \text{ MeV} \quad (3.2)$$

$$f_K/f_\pi = 1.202(0.011)_{\text{stat}}(0.009)_{\chi\text{PT}}(0.008)_{\text{FV}}(0.002)_{r_1}(0.005)_{m_q}, \quad (3.3)$$

where the errors are from statistics, the chiral-continuum extrapolation, finite volume effects, the scale uncertainty, and the light-quark mass uncertainties, respectively. We convert lattice quantities into physical units with the value of the scale r_1 obtained by the HPQCD collaboration from several quantities including pseudoscalar decay constants and Υ splittings [12].

We determine the bare average ud and s domain-wall valence-quark masses by requiring that the pion and kaon masses in the continuum at these quark masses take their experimental values [13]. We compute the quark-mass renormalization factor $Z_m = 1/Z_S$ using a partly-nonperturbative approach in which we combine a nonperturbative determination of Z_A with a one-loop tadpole-improved lattice perturbation theory [14] calculation of $(1 - Z_A/Z_S)$. Because the ratio Z_A/Z_S is close to unity, the size of the one-loop correction is small; nevertheless, the truncation error is still the largest source of uncertainty in Z_m . We multiply the bare-quark masses by Z_m to obtain the continuum $\overline{\text{MS}}$ masses; our preliminary results are

$$m_s^{\overline{\text{MS}}(2 \text{ GeV})} = 94.2(1.4)_{\text{stat}}(3.2)_{\text{sys}}(4.7)_{\text{match}} \text{ MeV} \quad (3.4)$$

$$m_{ud}^{\overline{\text{MS}}(2 \text{ GeV})} = 3.31(0.07)_{\text{stat}}(0.20)_{\text{sys}}(0.17)_{\text{match}} \text{ MeV} \quad (3.5)$$

$$m_d^{\overline{\text{MS}}(2 \text{ GeV})} = 4.73(0.09)_{\text{stat}}(0.27)_{\text{sys}}(0.24)_{\text{match}} \text{ MeV} \quad (3.6)$$

$$m_u^{\overline{\text{MS}}(2 \text{ GeV})} = 1.90(0.08)_{\text{stat}}(0.21)_{\text{sys}}(0.10)_{\text{match}} \text{ MeV} \quad (3.7)$$

$$(m_s/m_{ud}) = 28.4(0.5)_{\text{stat}}(1.3)_{\text{sys}} \quad (m_u/m_d) = 0.401(0.013)_{\text{stat}}(0.045)_{\text{sys}}, \quad (3.8)$$

where the errors are from statistics, all systematics except for renormalization, and renormalization, respectively. Although we do not include isospin-breaking in our lattice simulations, we obtain m_u and m_d separately following the method adopted by MILC [5], which uses the difference between the K^+ and K^0 meson masses and continuum estimates for the violation of Dashen's theorem.

Our preliminary determinations of the decay constants and light-quark masses agree well with $N_f = 2 + 1$ lattice QCD calculations by other collaborations [15] (see also the recent review by Wittig [16]). This gives us confidence that the mixed-action method is reliable and can be used to obtain B_K and $K \rightarrow \pi\pi$ matrix elements precisely with controlled systematic uncertainties.

4. The neutral kaon mixing parameter: B_K

In these proceedings we focus on improvements to our published calculation of B_K in Ref. [6]. Since 2009 we have addressed the two largest sources of uncertainty in our earlier work:

1. *The chiral-continuum extrapolation:* We have added ensembles with larger volumes and lighter pions to shorten the chiral extrapolation. We have also added data at a third finer lattice spacing to reduce taste-breaking and shorten the continuum extrapolation.
2. *The $\Delta S = 2$ operator renormalization:* We now compute the renormalization factor Z_{B_K} using volume-averaged momentum sources to reduce statistical errors and twisted boundary conditions to eliminate scatter from $O(4)$ symmetry breaking [17]. We also now compute Z_{B_K} with non-exceptional kinematics to reduce chiral symmetry breaking [18].

We compute Z_{B_K} via the nonperturbative method of Rome-Southampton [11]. We use an intermediate lattice scheme with symmetric momentum $p_1^2 = p_2^2 = (p_1 - p_2)^2$ developed by Sturm *et al.* [18]; this suppresses chiral symmetry breaking and leads to a more convergent perturbative series for the conversion factor between the intermediate lattice RI/(S)MOM scheme and the continuum $\overline{\text{MS}}$ scheme. Specifically, we use the RI/SMOM $_{\gamma_\mu}$ scheme (which has the same projectors as the RI/MOM scheme), for which the 1-loop correction to the continuum $\overline{\text{MS}}$ scheme at 2 GeV is ~ 4 times smaller than for the standard RI/MOM scheme [19]. Because the RI/SMOM $_{\gamma_\mu}$ scheme is defined for massless quarks, we compute the bilinear and four-fermion vertex functions for several values of the valence, light, and strange sea-quark masses and extrapolate to the chiral limit $m_{\text{val}}^{\text{dwf}}, m_l, m_h \rightarrow 0$. The largest source of uncertainty in our calculation of Z_{B_K} is the residual perturbative truncation error from conversion to the continuum $\overline{\text{MS}}$ scheme. We estimate this in several ways including the size of 1-loop term (0.5%), comparison with lattice perturbation theory (2.0%), and the residual slope in $(r_1 p)^2$ (2.2%), and choose the largest error estimate to be conservative.

We compute the B_K matrix element using symmetric and antisymmetric linear combinations of periodic and antiperiodic B.C. quark propagators to minimize finite temporal size effects. We obtain ~ 0.5 - 1.5% statistical errors in the lattice matrix element. We use the same approach for the chiral-continuum extrapolation as for the pseudoscalar masses and decay constants. We fit the renormalized B_K data to the NLO $SU(3)$ mixed-action χ PT expression [10] supplemented

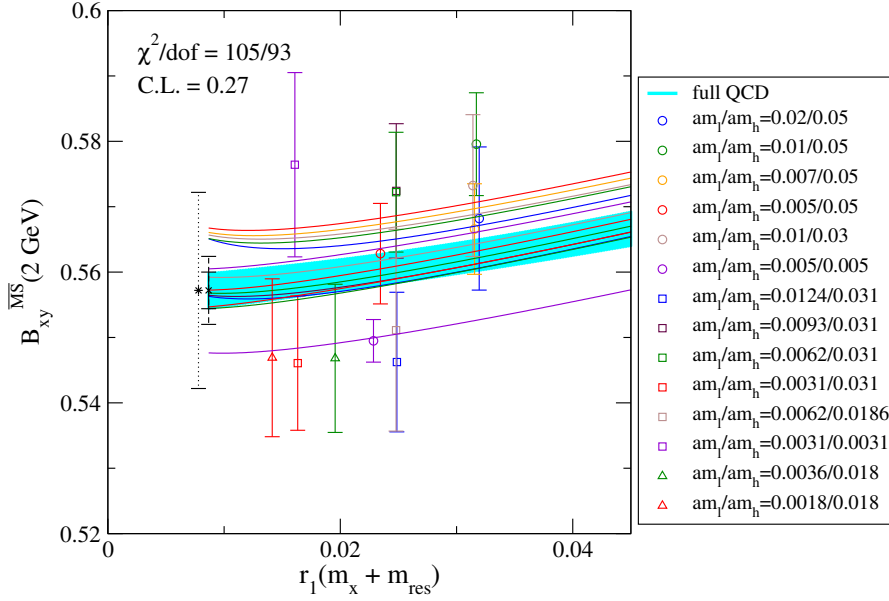


Figure 3: Chiral-continuum extrapolation of B_K . The fit includes all available data, but only the nondegenerate data points in which one valence-quark mass is close to the strange quark and the other valence-quark mass is the lightest on that ensemble are shown. The black “ \times ” shows B_K in the continuum at the physical d and s quark masses, where the inner solid error bar is statistical and the outer dashed error bar includes the chiral extrapolation systematic. The star with dotted error bar, slightly offset, shows the total error in B_K .

by higher-order analytic terms (see Fig. 3). We estimate the systematic uncertainty due to the chiral extrapolation by varying the fit function in several ways including using an analytic function without chiral logarithms, adding higher-order analytic and logarithm terms, and changing the value of f_π in the coefficient of the 1-loop chiral logarithms. We conservatively take the largest difference from our preferred fit as the error.

We obtain the following preliminary result for B_K in the $\overline{\text{MS}}$ scheme at 2 GeV:

$$B_K^{\overline{\text{MS}}}(2 \text{ GeV}) = 0.5572(28)_{\text{stat}}(45)_{\chi\text{PT}}(33)_{\text{FV}}(39)_{r_1, m_q}(6)_{\text{EM}}(134)_{\text{match}}, \quad (4.1)$$

where the error labels are the same as in previous equations; the total uncertainty is 2.8%. The largest contribution to the error is from the renormalization factor; we aim to improve the uncertainty in Z_{B_K} due to the chiral extrapolation with additional data before publication. Ultimately, the dominant truncation error in Z_{B_K} may be reduced with a 2-loop continuum perturbative QCD calculation. Our new result is $\sim 1.1\sigma$ higher than our published value, and agrees well with calculations from several other lattice methods [20] (see also the recent review by Mawhinney [21]).

5. Summary and outlook

Mixed-action lattice QCD simulations are well-suited to the calculation of weak matrix elements, as shown by agreement with experiment and independent lattice results for pseudoscalar decay constants and light-quark masses, and also by our precise determination of B_K . Given this

and other recent improvements in lattice QCD calculations of B_K , it is no longer the dominant source of uncertainty in the ε_K band. Hence, although recent B_K results slightly reduce the tension in the global CKM unitarity triangle fit, the tension remains at the $2\text{-}3\sigma$ level [22]. Given our success with B_K , we eventually aim to pursue $K \rightarrow \pi\pi$ decays with the mixed-action approach.

References

- [1] W. J. Marciano, Phys. Rev. Lett. **93**, 231803 (2004), [hep-ph/0402299].
- [2] M. Antonelli, *et al.*, Phys. Rept. **494**, 197-414 (2010).
- [3] J. Laiho, E. Lunghi and R. S. Van de Water, Phys. Rev. D **81**, 034503 (2010); updates in PoS **FPCP2010**, 040 (2010) and at www.latticeaverages.org.
- [4] A. J. Buras and D. Guadagnoli, Phys. Rev. D **79**, 053010 (2009); A. Lenz *et al.* [CKMfitter], Phys. Rev. **D83**, 036004 (2011); E. Lunghi and A. Soni, Phys. Lett. B **697**, 323 (2011).
- [5] C. Aubin *et al.* [MILC], Phys. Rev. D **70**, 114501 (2004).
- [6] C. Aubin, J. Laiho and R. S. Van de Water, Phys. Rev. D **81**, 014507 (2010).
- [7] A. Hasenfratz and F. Knechtli, Phys. Rev. **D64**, 034504 (2001).
- [8] D. B. Renner *et al.* [LHP], Nucl. Phys. Proc. Suppl. **140**, 255-260 (2005).
- [9] O. Bär, C. Bernard, G. Rupak and N. Shoresh, Phys. Rev. D **72**, 054502 (2005).
- [10] C. Aubin, J. Laiho and R. S. Van de Water, Phys. Rev. D **75**, 034502 (2007).
- [11] G. Martinelli, C. Pittori, C. T. Sachrajda, M. Testa and A. Vladikas, Nucl. Phys. B **445**, 81 (1995).
- [12] C. T. H. Davies *et al.* [HPQCD], Phys. Rev. **D81**, 034506 (2010).
- [13] K. Nakamura *et al.* [Particle Data Group], J. Phys. G **G37**, 075021 (2010).
- [14] G. P. Lepage, P. B. Mackenzie, Phys. Rev. **D48**, 2250-2264 (1993).
- [15] Y. Aoki *et al.* [RBC and UKQCD], Phys. Rev. **D83**, 074508 (2011).; A. Bazavov *et al.* [MILC], PoS **LAT2009**, 079 (2009) and PoS **LATTICE2010**, 074 (2010); T. Blum *et al.*, Phys. Rev. D **82**, 094508 (2010); S. Dürr *et al.* [BMW], Phys. Lett. **B701**, 265-268 (2011) and Phys. Rev. D **81**, 054507 (2010); C. T. H. Davies *et al.* [HPQCD], Phys. Rev. **D82**, 114504 (2010); E. Follana *et al.* [HPQCD and UKQCD], Phys. Rev. Lett. **100**, 062002 (2008); C. McNeile *et al.* [HPQCD], Phys. Rev. D **82**, 034512 (2010).
- [16] H. Wittig, PoS **LATTICE2011**, 025 (2011).
- [17] R. Arthur and P. A. Boyle [RBC and UKQCD], Phys. Rev. D **83**, 114511 (2011).
- [18] C. Sturm *et al.*, Phys. Rev. **D80**, 014501 (2009).
- [19] Y. Aoki *et al.* [RBC and UKQCD], Phys. Rev. **D84**, 014503 (2011).
- [20] S. Dürr *et al.* [BMW], arXiv:1106.3230 [hep-lat]; C. Kelly [RBC and UKQCD], PoS **LATTICE2011**, 285 (2011); W. Lee *et al.* [SWME], PoS **LATTICE2011**, 316 (2011).
- [21] B. Mawhinney, PoS **LATTICE2011**, 024 (2011).
- [22] E. Lunghi, PoS **LATTICE2011**, 018 (2011).