

# Cooling of young neutron stars in GRB associated to supernovae

Rodrigo Negreiros<sup>1</sup>, Remo Ruffini<sup>2,3,4</sup>, Carlo Luciano Bianco<sup>2,3</sup>, and Jorge A. Rueda<sup>2,3</sup>

<sup>1</sup> Frankfurt Inst. for Adv. Studies, Johann Wolfgang Goethe University, Ruth-Moufang-Str. 1, 60438 Frankfurt am Main, Germany.

<sup>2</sup> Dipartimento di Fisica and ICRA, Università di Roma “La Sapienza”, Piazzale Aldo Moro 5, I-00185 Roma, Italy.

<sup>3</sup> ICRA Net, Piazzale della Repubblica 10, I-65122 Pescara, Italy.

<sup>4</sup> ICRA Net, Université de Nice Sophia Antipolis, Grand Château, BP 2135, 28, avenue de Valrose, 06103 NICE CEDEX 2, France.

## ABSTRACT

**Context.** Recent observations of the late ( $t = 10^8\text{--}10^9$  s) emission of the supernovae (SNe) associated to GRBs (GRB-SN) show a distinctive emission in the X-ray regime consistent with temperatures  $\sim 10^7\text{--}10^8$  K. Similar features have been also observed in two Type Ic SNe SN 2002ap and SN 1994I that are not associated to GRBs.

**Aims.** We advance the possibility that the late X-ray emission observed in GRB-SN and in isolated SN is associated to a hot neutron star just formed in the SN event, here defined as a neo-neutron star.

**Methods.** We discuss the thermal evolution of neo-neutron stars in the age regime that spans from  $\sim 1$  minute (just after the proto-neutron star phase) all the way up to ages  $< 10\text{--}100$  yr. We examine critically the key factor governing the neo-neutron star cooling with special emphasis on the neutrino emission. We introduce a phenomenological heating source, as well as new boundary conditions, in order to mimic the high temperature of the atmosphere for young neutron stars. In this way we match the neo-neutron star luminosity to the observed late X-ray emission of the GRB-SN events: URCA-1 in GRB980425-SN1998bw, URCA-2 in GRB030329-SN2003dh, and URCA-3 in GRB031203-SN2003lw.

**Results.** We identify the major role played by the neutrino emissivity in the thermal evolution of neo-neutron stars. By calibrating our additional heating source at early times to  $\sim 10^{12}\text{--}10^{15}$  erg/g/s, we find a striking agreement of the luminosity obtained from the cooling of a neo-neutron stars with the prolonged ( $t = 10^8\text{--}10^9$  s) X-ray emission observed in GRB associated with SN. It is therefore appropriate a revision of the boundary conditions usually used in the thermal cooling theory of neutron stars, to match the proper conditions of the atmosphere at young ages. The traditional thermal processes taking place in the crust might be enhanced by the extreme high-temperature conditions of a neo-neutron star. Additional heating processes that are still not studied within this context, such as  $e^+e^-$  pair creation by overcritical fields, nuclear fusion, and fission energy release, might also take place under such conditions and deserve further analysis.

**Conclusions.** Observation of GRB-SN has shown the possibility of witnessing the thermal evolution of neo-neutron stars. A new campaign of dedicated observations is recommended both of GRB-SN and of isolated Type Ic SN.

**Key words.** Stars: neutron — Gamma-ray burst: general — supernovae: general

## 1. Introduction

The investigation of the thermal evolution of neutron stars is a powerful tool for probing the inner composition of these objects. The cooling of neutron stars has been investigated by many authors, where many different microscopic models were assumed (see Schaab et al., 1996; Page et al., 2004, 2006, 2009; Blaschke et al., 2000; Grigorian et al., 2005; Blaschke et al., 2006; Negreiros et al., 2010). Most of the research on the thermal evolution of compact stars focus on objects older than 10 to 100 years, which is comprehensible if one considers that the thermal data currently available to us is for pulsars with estimated ages the same as or greater than 330 years (Page et al., 2004, 2009). We discuss the thermal evolution of young neutron stars, in the little explored time window that spans ages greater than 1 minute (just after the proto-neutron star regime (Prakash et al., 2001)) to ages  $\leq 10\text{--}100$  years, when the neutron star becomes isothermal (see Gnedin et al., 2001, for details).

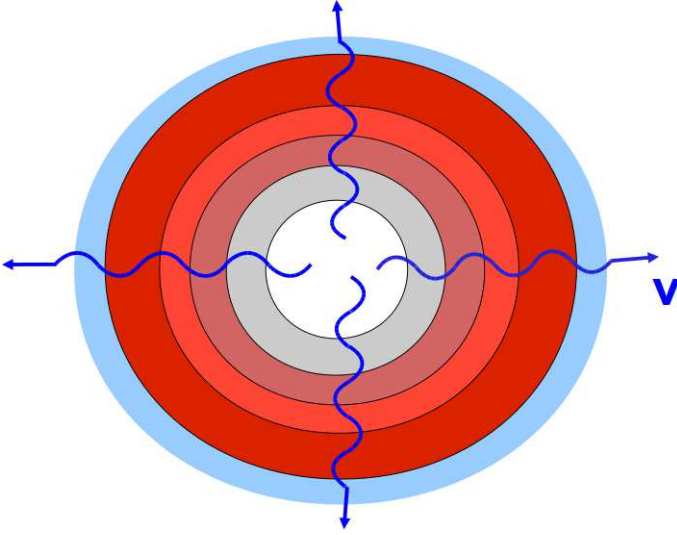
We discuss the possibility that the late X-ray emission (URCA hereafter <sup>1</sup>) following a few GRBs associated with

supernovae (SNe); e.g. URCA-1 in GRB980425-SN1998bw (Ruffini et al., 2004; Frascchetti et al., 2005; Bernardini et al., 2008), URCA-2 in GRB030329-SN2003dh (Bernardini et al., 2004, 2005b), and URCA-3 in GRB031203-SN2003lw (Bernardini et al., 2005a; Ruffini et al., 2007a, 2008) (see Fig. 3 for details), might actually be created from young ( $t \sim 1$  minute–(10–100) years), hot ( $T \sim 10^7\text{--}10^8$  K) neutron stars that are remnants of the SN (Ruffini et al., 2007a) and which we here call neo-neutron stars. Relevant also are the observations of the isolated Type Ic supernova SN 1994I (Immler et al., 2002) and SN 2002ap (Soria et al., 2004), which present late emissions similar to the ones observed in URCA-1, URCA-2, and URCA-3.

Here we propose a revision of the boundary conditions usually employed in the thermal cooling theory of neutron stars, in order to match the proper conditions of the atmosphere at young ages. We also discuss the importance of the thermal processes taking place in the crust, which also have strong effects on the initial stages of thermal evolution. We stress that we are not calling the validity of the current treatment of the atmosphere of

<sup>1</sup> The names URCA-1 and URCA-2 mentioned here were given to these sources when presented for the first time at the MG10 meeting held in Rio de Janeiro in the town of Urca. The location of the MG10 meeting was very close to the “Cassino da Urca” where George Gamow

and Mario Schoenberg conceived the process of neutrino emission for the cooling process of neutron stars, which also took the name from the town of Urca, the Urca process (see e.g detailed history in Ruffini et al., 2005; Gamow, 1970)



**Fig. 1.** Schematic representation of the cooling of a young neutron star. Due to stronger neutrino emissivities, the core of the star cools down more quickly than the crust, causing the star to cool inside out. Darker and lighter areas represent higher and lower temperatures, respectively.

compact stars into question but, instead, we point out the need of extending them to appropriately describe the conditions of neo-neutron stars.

## 2. Cooling of young, hot neutron stars

There are three important ingredients that govern the thermal evolution of a compact star: 1) the microscopic input, which accounts for the neutrino emissivities, specific heat, and thermal conductivity; 2) the macroscopic structure of the star, namely its mass, radius, pressure profile, crust size, etc.; and 3) the boundary condition on the surface of the star, which provides a relationship between the mantle temperature and that of the atmosphere, the latter being what we ultimately observe. These ingredients have been studied extensively, and a comprehensive review can be found in Page et al. (2006). As discussed in Gnedin et al. (2001), during the initial stages of thermal evolution (ages  $\leq 10 - 100$  years), the core and the crust of the neutron star are thermally decoupled. This is because the high-density core is emitting neutrinos at a much higher rate than the crust, which causes it to cool down more quickly. This effectively means that, initially, the neutron star is cooling “inside out”, with the core colder than the outer layers. This scenario is schematically depicted in Figure 1.

The dominant neutrino emission processes in the crust are given by the Bremsstrahlung, plasmon decay, and electron-positron annihilation processes. Following the footsteps of Gnedin et al. (2001), we calculate the thermal evolution of neutron stars, by artificially adding a phenomenological source of heat (see details in Sec. 4). This allow us to estimate how much heat is needed, so that the thermal evolution of a neo-neutron star matches the X-ray light curve of late emission of GRB-SN.

After this initial core-crust decoupled state, the “cooling wave” originated in the core reaches the crust, and the object becomes isothermal. The time scale of this process is between 10 and 100 years, depending on the properties of the crust (Gnedin et al., 2001). This means that the crust shields the core

during the initial stages of thermal evolution, and all the information we might obtain at this stage refers only to the crust and to the atmosphere of the star. This raises another issue about the atmosphere of the star. The thermal connection between the mantle and the atmosphere is what defines the photon luminosity, which is what we observe. Therefore, the appropriate description of the atmosphere is key to correctly understanding the thermal evolution of neutron stars. In the usual approach, the thermal relaxation time of the atmosphere is assumed to be much shorter than that of the neutron star; furthermore, neutrino emissions from the atmosphere are also considered to be negligible (see Gudmundsson et al., 1983). Under these assumptions, and assuming a plane-parallel approximation (which is reasonable since the atmosphere is  $\sim 100$  m thick), one can get a relationship between the temperature of the mantle  $T_b$  and the temperature of atmosphere  $T_e$  or, equivalently, the luminosity  $L_e$ . Gudmundsson et al. (1983) originally found a  $T_b$ - $T_e$  relationship that depends on the surface gravity of the neutron star. This relationship was developed further by Potekhin et al. (1997) to account for the possibility of mass accreted in the initial stages and of magnetic fields effects. As pointed out by Gudmundsson et al. (1983), such assumptions for the atmosphere of the star are only valid for objects older than a few tens of years, when the temperature has dropped below  $10^9$  K for densities below  $10^{10}$  g/cm<sup>3</sup>. In fact, we see that the current boundary conditions yields temperatures  $\sim 10^7$  K ( $L \sim 10^{37}$  erg/s, equivalently) for young neutron stars (age  $< 1-10$  years). This should raise some suspicion since proto-neutron stars studies (see Prakash et al., 2001, and references therein) indicate that neutron stars just after this regime have temperatures  $\sim 10^{10}-10^{11}$  K.

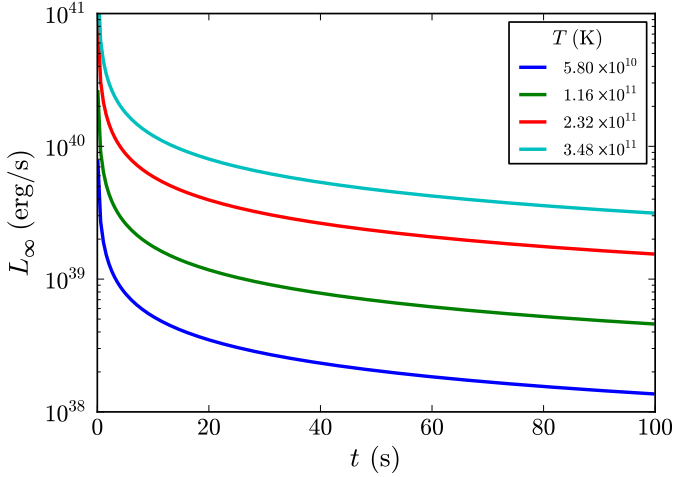
The properties of the atmosphere of a sufficiently hot, nascent neutron star should differ significantly from those considered in Gudmundsson et al. (1983) and Potekhin et al. (1997), especially since at hot temperatures ( $T \gtrsim 10^9$  K) the atmosphere might not be transparent to neutrinos, and thus the neutrino transport equations have to be considered. The coupled equations of neutrino and photon transport, in the atmosphere of a neutron star, were solved by Salpeter & Shapiro (1981), and Duncan et al. (1986). In these works the authors performed detailed calculations of the atmosphere properties of hot neutron stars. They found the following photon luminosity, as observed at infinity,

$$L_\infty = 50 \times t^{-7/12} \times (T_{10})^{7/4} \times (R_{10})^{17/9} \times \left(\frac{M}{M_\odot}\right)^{-1} \times L_E, \quad (1)$$

where  $t$  is time in seconds,  $T_{10}$  is the initial temperature in units of 10 MeV,  $R_{10}$  the neutron star radius in units of 10 km,  $M$  the neutron star mass, and  $L_E \sim 2.0 \times 10^{38}$  erg/s is the Eddington luminosity. Duncan et al. (1986) found that the above expression should be valid for at least the initial 100 s. In Fig. 2 we can see how the luminosity of the star changes for the first 100 s, for stars with different initial temperatures.

According to these results, during the initial 100 s, the photon luminosity emerging from the atmosphere will be higher than the Eddington luminosity. This implies that there will be mass loss, owing to neutrino-driven winds from the young atmosphere. As shown by Duncan et al. (1986), the total mass loss only becomes appreciable for neutron stars with large radii and high initial temperatures. For a typical neutron star with the canonical mass of  $1.4M_\odot$ , a radius of 13 km and initial temperature of  $\sim 10^{11}$  K, the total mass loss was estimated to be  $\sim 6.2 \times 10^{-6}M_\odot$ .

In addition to the high luminosities associated to the atmosphere of young neutron stars, one also needs to consider fall-



**Fig. 2.** Luminosity of a hot nascent neutron star as observed at infinity given by Eq. (1) during the initial 100 s (Duncan et al., 1986), with the initial temperatures indicated. The neutron star is assumed to have a mass of  $1.4M_{\odot}$  and a radius of 13 km.

back onto the surface of the neutron star. Potekhin et al. (1997) discuss how fallback, at earlier stages of evolution, would modify the properties of the atmosphere, hence of the boundary conditions. Once more in this investigation, however, such a fallback is assumed to have happened at early times, and the modified boundary conditions are only valid if the fallback has already ceased. Chevalier (1989) studied the fallback onto young neutron stars and found that, while there is an envelope, a luminosity near the Eddington limit should be present. Furthermore, the authors have found that in this case the energy from the envelope can be radiated away in about one year. This timescale, however, might be lengthened if rotation effects are accounted for during the fallback. In addition to that, Turolla et al. (1994) discuss the possibility of “hot solutions” for the atmosphere of neutron stars undergoing spherical accretion. It is shown that for  $L \geq 10^{-2}L_E$  the temperature at the atmosphere of a neutron star might be  $\sim 10^9-10^{11}$  K.

### 3. Late X-ray emission in GRBs associated to supernovae: URCAs

It seems clear to us that, after the analysis of the scenario described above, we must extend the current model for the boundary conditions used in cooling calculations, to include the effects of a high-temperature atmosphere, possibly with super-Eddington luminosity. Up until this point, however, little attention has been given to the thermal evolution of young neutron stars, mainly due to the absence of observational data of neutron stars with ages  $< 330$  years. It has been recently proposed (see Ruffini et al., 2007a, for details) that the long-lasting X-ray emission called URCA there (see Fig. 3) of a few GRBs associated to SNe; URCA-1 in GRB980425-SN1998bw (Ruffini et al., 2004; Frascchetti et al., 2005; Bernardini et al., 2008), URCA-2 in GRB030329-SN2003dh (Bernardini et al., 2004, 2005b), and URCA-3 in GRB031203-SN2003lw (Bernardini et al., 2005a; Ruffini et al., 2007a, 2008), might actually originate in the compact star remnant of the SN: a neo-neutron star. In this scenario the GRB is described as the core collapse of a massive star, whose remnant is a black hole. This massive star is supposed to be in a binary system, whose companion is

on the verge of becoming an SN. The GRB triggers the SN explosion in the companion star, which in turns leaves behind a neutron star (Ruffini et al., 2001). An alternative scenario has been recently suggested in which the so-called GRB is actually not a GRB but the observed X-ray emission stems from a collapsing core: a proto-neutron star leading directly to a SN explosion (Ruffini, 2011). Such a process, if confirmed, will naturally explain the observations of the X-ray outburst 080109/SN 2008D (Soderberg et al., 2008). This concept is very similar to the one of a proto-black hole as introduced in Ruffini et al. (2011, 2010a); Izzo et al. (submitted to, 2011); Penacchioni et al. (2012), where the emission from the collapsing core is clearly distinguished from the GRB. In that case, the collapsing core leads to the formation of the black hole, while in the present case it forms a neutron star.

Both scenarios form a neo-neutron star, and they are supported by the observation of supernova 1979C (Patnaude et al., 2011), where a similar X-ray light curve also followed the SN. In Fig. 3 we show the X-ray light curve associated with the URCAs.

From Fig. 3 we can see that the X-ray luminosities of these sources are of the same magnitude as what is expected for neo-neutron stars, as discussed above. In Table 1 we summarize the representative parameters of the four GRB-SN systems, including the very high kinetic energy observed in all SNe (Mazzali, 2006). We have also included the association GRB060218-SN2006aj (see Dainotti et al., 2007, 2010, for details). It must be noted that similar prolonged X-ray emission has also been observed in connection with other Type Ic SN not associated with GRBs, such as SN1994I (Immler et al., 2002) and SN2002ap (Soria et al., 2004) (see Fig. 4 for details).

### 4. Neo-neutron star luminosity and the URCAs

Another important ingredient for the cooling of young neutron stars are the crust properties. As illustrated in Fig. 1, due to the stronger neutrino emission from the core, the core and crust are thermally decoupled during the initial stages. For that reason, the initial stages of the thermal evolution reflect the properties of the crust, while the core remains invisible. Thus the proper description of the crust structure and composition is also fundamental for understanding the initial thermal stages in the evolution of a neutron star. We now briefly discuss the current understanding of the crustal processes and how it might be related to the data available from the URCAs.

There are several active emission mechanisms in the neutron star crust, e.g.  $e$ -ion Bremsstrahlung, plasmon decay,  $e^+e^-$  annihilation,  $e-e$  and  $n-n$  Bremsstrahlung, synchrotron emission, as well as Cooper pair processes for temperatures below the critical temperature for superfluidity  $T_{\text{crit}}$ . However, as shown by Yakovlev et al. (2001), the first three processes are the dominant ones for temperatures above  $10^8$  K, which is the regime we are interested in. For instance, synchrotron emission channels might become slightly relevant, but only for  $T < 10^8$  K and for very high magnetic fields  $> 10^{14}$  G. The Cooper pair mechanism, possibly important for objects a few hundred years old like Cas A (see e.g. Page et al., 2011; Shternin et al., 2011, for details), is irrelevant in the present case since we are dealing with neutron star ages below ten years and thus temperatures well above  $T_{\text{crit}}$ .

At temperatures  $T \sim 3 \times 10^9$  K, we can write for the most important emission processes in the crust,

$$\epsilon_B \sim 10^{21} \text{erg s}^{-1} \text{cm}^{-3}, \quad (2)$$

$$\epsilon_p \sim 10^{22} \text{erg s}^{-1} \text{cm}^{-3}, \quad (3)$$

**Table 1.** GRBs associated to SNe and URCA

GRB	$E_{e^\pm}^{tot}$ (erg)	$E_{SN}^{bolom}$ (erg) <sup>a</sup>	$E_{SN}^{kin}$ (erg) <sup>b</sup>	$E_{URCA}$ (erg) <sup>c</sup>	$\frac{E_{e^\pm}^{tot}}{E_{URCA}}$	$\frac{E_{SN}^{kin}}{E_{URCA}}$	$R_{NS}$ (km) <sup>d</sup>	$z^e$
980425	$1.2 \times 10^{48}$	$2.3 \times 10^{49}$	$1.0 \times 10^{52}$	$3 \times 10^{48}$	0.4	$1.7 \times 10^4$	8	0.0085
030329	$2.1 \times 10^{52}$	$1.8 \times 10^{49}$	$8.0 \times 10^{51}$	$3 \times 10^{49}$	$6 \times 10^2$	$1.2 \times 10^3$	14	0.1685
031203	$1.8 \times 10^{50}$	$3.1 \times 10^{49}$	$1.5 \times 10^{52}$	$2 \times 10^{49}$	8.2	$3.0 \times 10^3$	20	0.105
060218	$1.8 \times 10^{50}$	$9.2 \times 10^{48}$	$2.0 \times 10^{51}$	?	?	?	?	0.033

**Notes.** a) see Kaneko et al. (2007); b) Mazzali, P., private communication at MG11 meeting in Berlin, July 2006, Iwamoto et al. (1998); c) evaluated fitting the URCA with a power law followed by an exponentially decaying part; d) evaluated assuming a mass of the neutron star  $M = 1.5M_\odot$  and  $T \sim 5\text{--}7$  keV in the source rest frame; e) see Galama et al. (1998); Greiner et al. (2003); Prochaska et al. (2004); Mirabal et al. (2006). Here  $E_{e^\pm}^{tot}$  is the total energy of GRB,  $E_{SN}^{bolom}$  and  $E_{SN}^{kin}$  are the bolometric and the kinetic energy of the SN,  $E_{URCA}$  is the energy of the late X-ray emission URCA (see Fig. 3),  $R_{NS}$  is the radius of the neutron star, and  $z$  is the redshift of the event.

$$\epsilon_{ep} \sim 10^{19} \text{erg s}^{-1} \text{cm}^{-3}, \quad (4)$$

where  $\epsilon_i$  denotes the emissivity, and the indexes  $B$ ,  $P$ ,  $ep$  denote the Bremsstrahlung, plasmon decay, and pair annihilation processes, respectively.

To estimate the amount of heat needed to match the theoretical thermal evolution of a neo-neutron star to the light curve of the URCA, we added a phenomenological source of heat parametrized by

$$H = H_0 e^{-t/\tau_S}, \quad (5)$$

with  $H_0$  the magnitude of the heat source, and  $\tau_S$  the time scale in which it is active. For our calculations we set  $\tau_S = 1$  year.

In addition, we introduced a phenomenological boundary condition for the early stages of evolution of the surface temperature  $T_s$  that follows the form  $T_s = T_x g_{s14}^{1/4} T_8^{0.55}$  K, where  $T_x = 0.87 \times 10^6 + (T_0 - 0.87 \times 10^6) e^{-t/\tau_S}$  K,  $T_8$  is the mantle temperature  $T_b$  in units of  $10^8$  K,  $T_0$  is the initial temperature of the atmosphere, and  $g_{s14}$  is the surface acceleration of gravity in units of  $10^{14}$  cm/s<sup>2</sup>. With this new boundary condition, we can mimic the high temperature of the atmosphere for young neutron stars by setting the temperature at early times to a higher value and, for times greater than  $\tau_S$ , it asymptotically goes to its traditional value  $\sim 0.87 \times 10^6$  K.

In Fig. 5 we show the cooling curves of neo-neutron stars resulting from the presence of the heating source given by Eq. (5), in addition to the traditional cooling processes of neutron stars. The cooling curves are obtained self-consistently by exactly solving the full, general relativistic energy transport and balance equations as described in Schaab et al. (1996), Page et al. (2006) and Negreiros et al. (2010). We also show the observed data for the X-ray light curve associated with the URCA. This allows us to identify the key factor leading to the matching of the neo-neutron star luminosity with the X-ray emission of the URCA.

## 5. Discussion and conclusions

The major role played by the neutrino emissions from the crust of a neo-neutron star in its initial stages of the object is illustrated in Fig. 5. In addition, by calibrating our additional heating source at early times to  $H_0 \sim 10^{12}\text{--}10^{15}$  erg/g/s, we find striking agreement of the luminosity obtained from the cooling of a neo-neutron stars with the prolonged ( $t = 10^8\text{--}10^9$  s) X-ray emission observed in GRB associated with an SN (see Fig. 5 for details). This could indicate that something might be missing in our current understanding of the crust of neutron stars. It might be that, as is the case for the atmosphere, we need to develop

our current models for the crust further, so as to describe properly the properties of neo-neutron stars. The traditional thermal processes taking place in the crust might be enhanced by the extremely high temperature conditions of neo-neutron star and, additional heating processes not yet studied within this context could also take place under such conditions and deserve further analysis.

Particularly interesting in this respect are the processes of  $e^+e^-$  pair creation expected to occur in the interphase between the core and the crust during the neutron star formation leading to the appearance of critical fields (see Ruffini et al., 2007b; Ruffini, 2008; Rueda et al., 2010a,b; Popov, 2010; Ruffini et al., 2010b; Rotondo et al., 2011b,c; Rueda et al., 2011a; Rotondo et al., 2011d,a; Rueda et al., 2011b, for details)

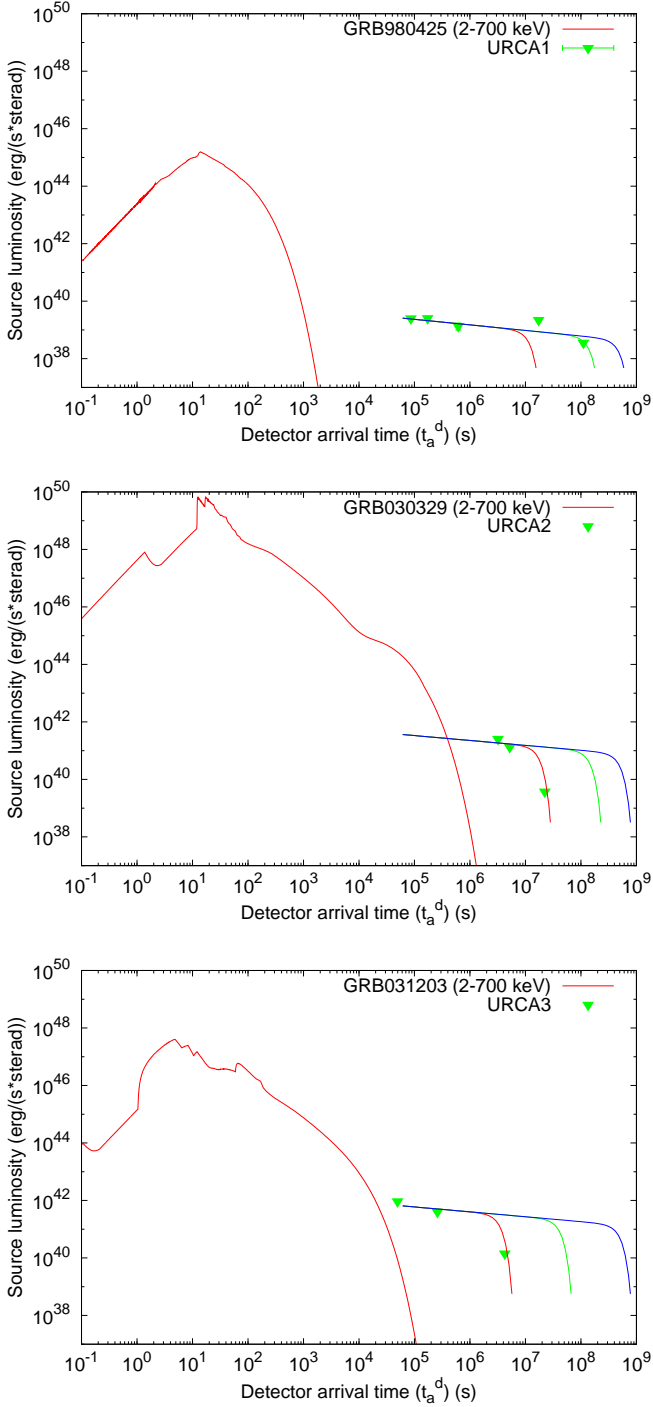
It is also worth mentioning that the additional heating source needed at early times,  $H_0 \sim 10^{12}\text{--}10^{15}$  erg/g/s (or  $H_0 \sim 10^{-6}\text{--}10^{-3}$  MeV/Nucleon/s), is in striking agreement with the heat released from nuclear fusion reactions, radiative neutron captures, and photodisintegrations in the early stages of neutron star mergers found by Goriely et al. (2011a,b). Both fission and  $\beta$ -decays have also been included there: i.e neutron-induced fission, spontaneous fission,  $\beta$ -delayed fission, photofission, and  $\beta$ -delayed neutron emission.

All this suggests the exciting possibility that we are, for the first time, observing a nascent hot neutron star. This possibility alone warrants further study of this subject, so we might obtain a more concrete picture of the thermal evolution of neo-neutron stars. A proposal has been recently submitted by E. Pian et al. to the Chandra satellite to observe whether a similar prolonged X-ray emission also exists in GRB100316D that is associated with SN2010bh (Pian et al., 2011). We also encourage dedicated observations of isolated SNe in view of the similarities between URCA-1–URCA-3 and the Type Ic supernova SN 1994I (Immler et al., 2002) and SN 2002ap (Soria et al., 2004).

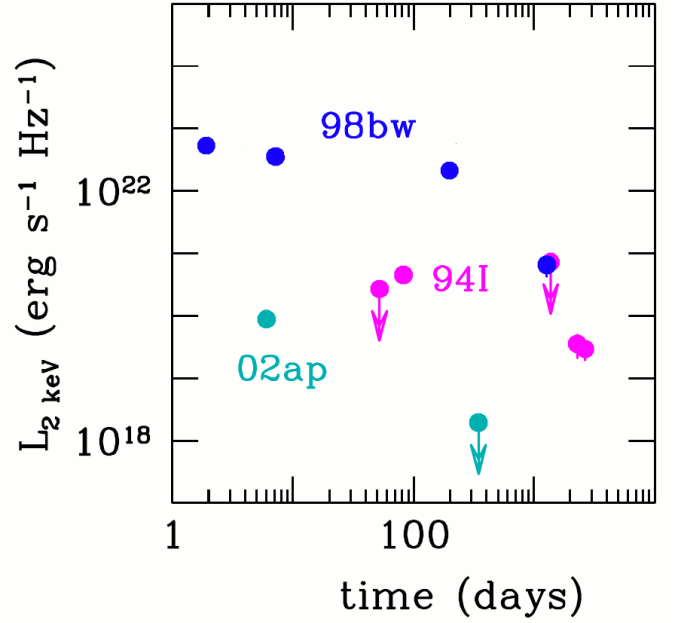
*Acknowledgements.* We thank the referee for very interesting remarks.

## References

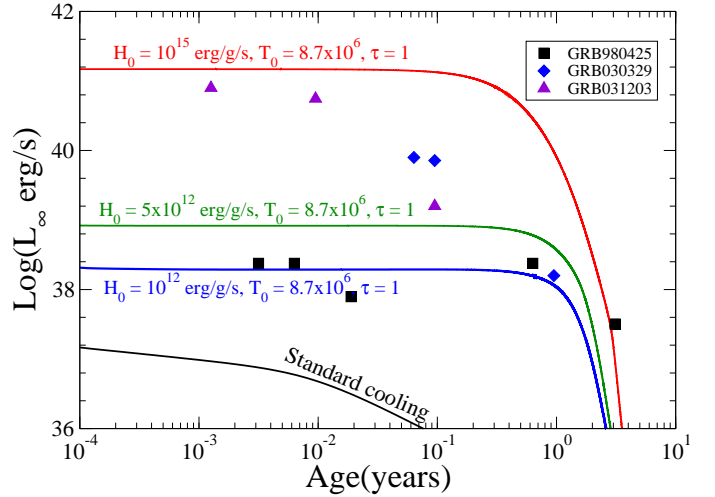
- Bernardini, M. G., Bianco, C. L., Caito, L., et al. 2008, in The Eleventh Marcel Grossmann Meeting, ed. R. T. Jantzen, H. Kleinert, & R. Ruffini (Singapore: World Scientific)
- Bernardini, M. G., Bianco, C. L., Chardonnet, P., et al. 2004, in American Institute of Physics Conference Series, Vol. 727, Gamma-Ray Bursts: 30 Years of Discovery, ed. E. Fenimore & M. Galassi, 312–315
- Bernardini, M. G., Bianco, C. L., Chardonnet, P., et al. 2005a, ApJ, 634, L29
- Bernardini, M. G., Bianco, C. L., Ruffini, R., et al. 2005b, in The Tenth Marcel Grossmann Meeting. On recent developments in theoretical and experimental general relativity, gravitation and relativistic field theories, ed. M. Novello, S. Perez Bergliaffa, & R. Ruffini (Singapore: World Scientific), 2459
- Blaschke, D., Klahn, T., & Voskresensky, D. 2000, ApJ, 533, 406412



**Fig. 3.** Synthetic light curves of GRB980425 (A) (Ruffini et al., 2004; Frascchetti et al., 2005; Bernardini et al., 2008), GRB030329 (B) (Bernardini et al., 2004, 2005b) and GRB031203 (C) (Bernardini et al., 2005a; Ruffini et al., 2007a, 2008). The solid curves represent the hard X-ray emission (10-200 keV range) and the triangles are 2-10 keV flux points. The optical luminosities of the SNe accompanying these GRBs are also reported with crosses (see Ruffini et al., 2007a, for details). The curves fitting the late X-ray luminosity (URCAs) are qualitative cooling curves based on Canuto (1978); see also Ruffini et al. (2004, 2007a, 2008), Bernardini et al. (2004, 2005a,b, 2008), and Frascchetti et al. (2005) for details.



**Fig. 4.** X-ray light curves of the counterparts of GRB980425-SN1998bw and of two Type Ic SNe not accompanied by GRBs: SN1994I (“normal”) and SN2002ap (broad-lined). The data are from Pian et al. (2000), Immler et al. (2002), Kouveliotou et al. (2004), and Soria et al. (2004).



**Fig. 5.** Thermal evolution of neo-neutron stars for selected values of the heating source  $H_0 = [10^{12}, 5 \times 10^{12}, 10^{15}]$  erg/g/s and for an initial temperature of the atmosphere  $T_0 = 8.7 \times 10^6$  K. The observed data represents the X-ray light curve associated with the URCAs.

- Blaschke, D., Voskresensky, D., & Grigorian, H. 2006, Nuclear Physics A, 774, 815  
 Canuto, V. 1978, in Physics and Astrophysics of Neutron Stars and Black Holes, ed. R. Giacconi & R. Ruffini, 448-527  
 Chevalier, R. A. 1989, ApJ, 346, 847  
 Dainotti, M., Bernardini, M. G., Bianco, C. L., et al. 2010, J. Kor. Phys. Soc., 56, 1588  
 Dainotti, M. G., Bernardini, M. G., Bianco, C. L., et al. 2007, A&A, 471, L29  
 Duncan, R. C., Shapiro, S. L., & Wasserman, I. 1986, ApJ, 309, 141  
 Frascchetti, F., Bernardini, M. G., Bianco, C. L., et al. 2005, in The Tenth Marcel Grossmann Meeting. On recent developments in theoretical and experimental general relativity, gravitation and relativistic field theories, ed. M. Novello, S. Perez Bergliaffa, & R. Ruffini (Singapore: World Scientific), 2451

- Galama, T. J., Vreeswijk, P. M., van Paradijs, J., et al. 1998, *Nature*, 395, 670
- Gamow, G. 1970, *My world line: An informal autobiography.*, ed. Gamow, G. (New York, NY (USA): Viking Press)
- Gnedin, O. Y., Yakovlev, D. G., & Potekhin, A. Y. 2001, *MNRAS*, 324, 725
- Goriely, S., Bauswein, A., & Janka, H.-T. 2011a, *ApJ*, 738, L32
- Goriely, S., Chamel, N., Janka, H.-T., & Pearson, J. M. 2011b, *A&A*, 531, A78
- Greiner, J., Peimbert, M., Estaban, C., et al. 2003, *GCN Circ.*, 2020
- Grigorian, H., Blaschke, D., & Voskresensky, D. 2005, *Phys. Rev. C*, 71, 1
- Gudmundsson, E. H., Pethick, C. J., & Epstein, R. I. 1983, *ApJ*, 272, 286
- Immler, S., Wilson, A. S., & Terashima, Y. 2002, *ApJ*, 573, L27
- Iwamoto, K., Mazzali, P. A., Nomoto, K., et al. 1998, *Nature*, 395, 672
- Izzo, L., Ruffini, R., Penacchioni, A. V., et al. submitted to, 2011, *A&A*
- Kaneko, Y., Ramirez-Ruiz, E., Granot, J., et al. 2007, *ApJ*, 654, 385
- Kouveliotou, C., Woosley, S. E., Patel, S. K., et al. 2004, *ApJ*, 608, 872
- Mazzali, P. 2006, talk presented at the congress "Swift and GRBs: unveiling the relativistic universe", Venice, Italy, June 5-9
- Mirabal, N., Halpern, J. P., An, D., Thorstensen, J. R., & Terndrup, D. M. 2006, *ApJ*, 643, L99
- Negreiros, R., Dexheimer, V., & Schramm, S. 2010, *Phys. Rev. C*, 82, 1
- Page, D., Geppert, U., & Weber, F. 2006, *Nuclear Physics A*, 777, 497
- Page, D., Lattimer, J., Prakash, M., & Steiner, A. W. 2004, *ApJSS*, 155, 623
- Page, D., Lattimer, J., Prakash, M., & Steiner, A. W. 2009, *ApJ*, 707, 1131
- Page, D., Prakash, M., Lattimer, J. M., & Steiner, A. W. 2011, *Phys. Rev. Lett.*, 106, 081101
- Patnaude, D., Loeb, a., & Jones, C. 2011, *New Astronomy*, 16, 187
- Penacchioni, A. V., Ruffini, R., Izzo, L., et al. 2012, *A&A*, 538, A58
- Pian, E., Amati, L., Antonelli, L. A., et al. 2000, *ApJ*, 536, 778
- Pian, E. et al. 2011, Proposal for Chandra Observations: The X-Ray Remnant of XRF100316D/SN2010BH
- Popov, V. 2010, in *American Institute of Physics Conference Series*, Vol. 1205, The Sun, the stars, the universe and general relativity, ed. R. Ruffini & G. Vereshchagin, 127–131
- Potekhin, A. Y., Chabrier, G., & Yakovlev, D. G. 1997, *A&A*, 323, 415
- Prakash, M., Lattimer, J., Pons, J., Steiner, A., & Reddy, S. 2001, *Physics of Neutron Star Interiors*, 364
- Prochaska, J. X., Bloom, J. S., Chen, H.-W., et al. 2004, *ApJ*, 611, 200
- Rotondo, M., Rueda, J. A., Ruffini, R., & Xue, S.-S. 2011a, *ArXiv*: 1107.2777
- Rotondo, M., Rueda, J. A., Ruffini, R., & Xue, S.-S. 2011b, *Phys. Rev. C*, 83, 045805
- Rotondo, M., Rueda, J. A., Ruffini, R., & Xue, S.-S. 2011c, *Physics Letters B*, 701, 667
- Rotondo, M., Ruffini, R., Xue, S.-S., & Popov, V. 2011d, *IJMPD*, 20, 1995
- Rueda, J. A., Rotondo, M., Ruffini, R., & Xue, S.-S. 2010a, *Journal of the Korean Physical Society*, 57, 560
- Rueda, J. A., Rotondo, M., Ruffini, R., & Xue, S.-S. 2011a, *IJMPD*, 20, 1789
- Rueda, J. A., Ruffini, R., & Xue, S. . 2011b, *Nucl. Phys. A*, in press; *ArXiv*: 1104.4062
- Rueda, J. A., Ruffini, R., & Xue, S.-S. 2010b, in *American Institute of Physics Conference Series*, Vol. 1205, The Sun, the stars, the universe and general relativity, ed. R. Ruffini & G. Vereshchagin, 143–147
- Ruffini, R. 2008, in *Path Integrals - New Trends and Perspectives*, ed. W. Janke & A. Pelster, 207–218
- Ruffini, R. 2011, in *Proceedings of the Third Galileo-Xu Guangqi Meeting*, to appear, ed. Z. Cao, X. Chen, R. Ruffini, S.-S. Xue, C. Zhang, & S. Zhang
- Ruffini, R., Bernardini, M. G., Bianco, C. L., et al. 2007a, in *ESA Special Publication*, Vol. SP-622, The 6<sup>th</sup> Integral Workshop - The Obscured Universe, ed. S. Grebenev, R. Sunyaev, C. Winkler, A. Parmar, & L. Ouwehand, 561
- Ruffini, R., Bernardini, M. G., Bianco, C. L., et al. 2008, in *Relativistic Astrophysics Legacy and Cosmology - Einstein's Legacy*, ed. B. Aschenbach, V. Burwitz, G. Hasinger, & B. Leibundgut, 399
- Ruffini, R., Bernardini, M. G., Bianco, C. L., et al. 2004, *Advances in Space Research*, 34, 2715
- Ruffini, R., Bernardini, M. G., Bianco, C. L., et al. 2005, in *The Tenth Marcel Grossmann Meeting. On recent developments in theoretical and experimental general relativity, gravitation and relativistic field theories*, ed. M. Novello, S. Perez Bergliaffa, & R. Ruffini (Singapore: World Scientific), 369
- Ruffini, R., Bianco, C. L., Chardonnet, P., Frascchetti, F., & Xue, S.-S. 2001, *ApJ*, 555, L117
- Ruffini, R., Chakrabarti, S. K., & Izzo, L. 2010a, Submitted to *Adv. Sp. Res.*
- Ruffini, R., Izzo, L., Penacchioni, A. V., et al. 2011, *PoS(Texas2010)*, 101
- Ruffini, R., Rotondo, M., & Xue, S.-S. 2007b, *IJMPD*, 16, 1
- Ruffini, R., Vereshchagin, G., & Xue, S. 2010b, *Phys. Rep.*, 487, 1
- Salpeter, E. E. & Shapiro, S. L. 1981, *ApJ*, 251, 311
- Schaab, C., Weber, F., Weigel, M., & Glendenning, N. K. 1996, *Nuclear Phys A*, 605, 531
- Shternin, P. S., Yakovlev, D. G., Heinke, C. O., Ho, W. C. G., & Patnaude, D. J. 2011, *MNRAS*, 412, L108
- Soderberg, A. M., Berger, E., Page, K. L., et al. 2008, *Nature*, 453, 469
- Soria, R., Pian, E., & Mazzali, P. A. 2004, *A&A*, 413, 107
- Turolla, R., Zampieri, L., Colpi, M., & Treves, A. 1994, *ApJ*, 426, L35
- Yakovlev, D. G., Kaminker, A. D., Gnedin, O. Y., & Haensel, P. 2001, *Physics Reports*, 354, 1