

The HI absorption distance of HESS J1943+213 favours its extragalactic nature (Research Note)

D.A. Leahy¹ and W.W. Tian²

¹ Department of Physics & Astronomy, University of Calgary, Calgary, Alberta T2N 1N4, Canada;

² National Astronomical Observatories, CAS, Beijing 100012, China

Received 2011/Accepted 2011

ABSTRACT

Context. The H.E.S.S. collaboration (Abramowski et al. 2011) discovered a new TeV point-like source HESS J1943+213 in the Galactic plane and suggested three possible low-energy-band counterparts: a γ -ray binary, a pulsar wind nebula (PWN), or a BL Lacertae object. Gabanyi et al. (2011) argue it is a PWN TeV source based on the radio counterpart's lower brightness than expected from a high-frequency peaked BL Lac object and their inferred HI absorption distance of ~ 11.5 kpc in the Galaxy.

Aims. Measure distance to radio counterpart G57.76-1.29 of HESS J1973+213.

Methods. We have analyzed the same archival data to obtain a reliable HI absorption spectrum.

Results. We find a different distance of ≥ 17 kpc. This result disarms Gabanyi et al. (2011)'s conclusion and strongly supports that HESS J1943+213 is an extragalactic source, consistent with preferred counterpart of the HESS collaboration

Conclusions. .

Key words. Radio continuum: general – Radio lines: ISM – ISM: supernova remnants

1. Introduction

Very-high-energy (VHE) γ -ray observations shed a light on the question of origin and acceleration of cosmic rays. A multi-wavelength approach helps to solve the question, especially by seeking VHE sources' counterparts in lower energy bands. More than 110 VHE γ -ray sources have been detected by ground-based high energy telescopes recently (<http://www.mppmu.mpg.de/~rwagner/sources/>). About 30 of them have no counterparts identified so far. The identification of counterparts plays a key role in understanding the nature of the VHE sources and in distinguishing different emission mechanisms for TeV γ -rays. HESS J1943+213 was recently discovered by the H.E.S.S. collaboration (Abramowski et al. 2011) and was suggested to have a high-frequency peaked BL Lacertae object as the likely counterpart. New work by Gabanyi et al (2011) instead concludes HESS J1943+213 should have a Pulsar Wind Nebula (PWN) counterpart. Their argument is based on new Very Long Baseline Interferometry (VLBI) continuum observations with the European VLBI Network at 1.6 GHz frequency and the analysis of 1.4-GHz VLA radio continuum and neutral hydrogen emission and absorption spectra aiming at its radio counterpart of NVSS J194356+211826 (Condon et al. 1998. i.e. G57.76-1.29).

However, based on our well-tested methods to build HI absorption spectrum against a continuum background radio source, we analyze the same 1.4 GHz continuum and HI-line data as Gabanyi et al (2011) and find a completely different HI absorption spectrum towards G57.76-1.29/HESS J1943+213. We report our results in this research note.

Send offprint requests to: tw@bao.ac.cn

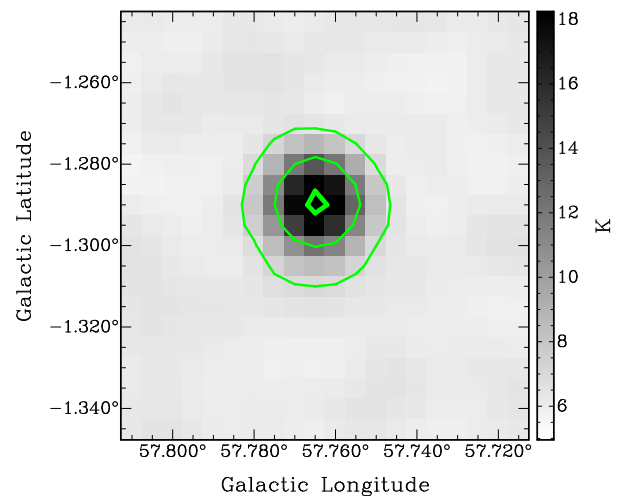


Fig. 1. 1.4-GHz VLA image of HESS J1943+213 (contours 7, 15, 20 K) from the VGPS

2. Results and discussion

HESS J1943+213 has a compact radio counterpart G57.76-1.29 which has been observed in the VLA Galactic Plane Survey (VGPS). Fig. 1 shows the 1420 MHz continuum map in a 0.1° field containing G57.76-1.29. The VGPS data has an angular resolution of $1'$ and a sensitivity of 2 K (Stil et al. 2006). It is a good database to study Galactic supernova remnants (SNRs) which usually extend from a few arcmin to ~ 1 degree in size. We have previously used the data to study some interesting SNRs

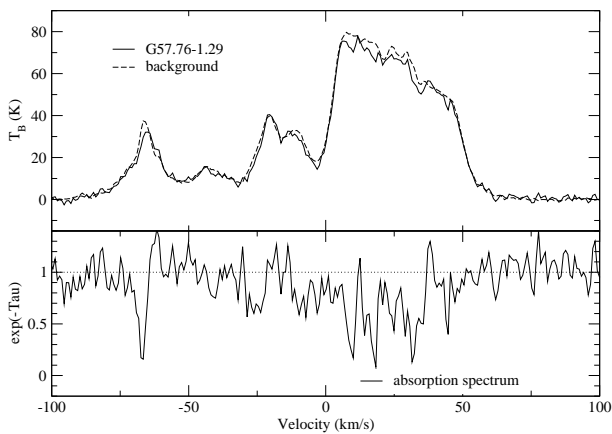


Fig. 2. Top panel: HI emission spectrum towards J1943+2118. Bottom panel: HI absorption spectrum. The standard derivation of $\exp(-\tau) = 0.14$ is taken from the range of 60 to 100 km/s (Mean value is 1.04)

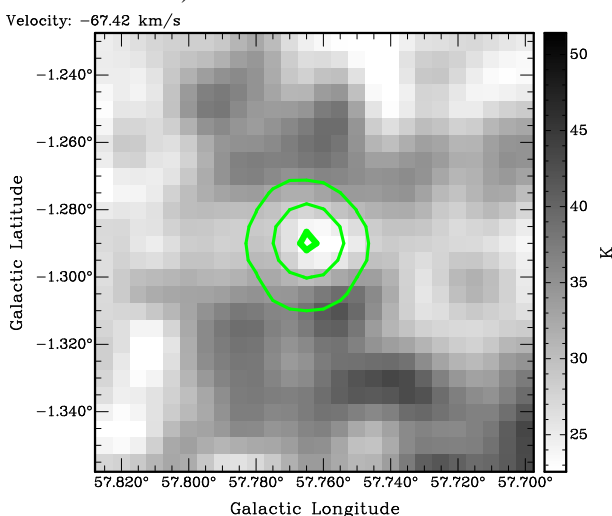


Fig. 3. HI channel map at -67 km s^{-1} (the contours are the same as in Figure 1).

(see a review paper by Leahy & Tian 2010) and have also developed methods to estimate kinematic distances to them by analyzing 21cm continuum, HI-line and CO-line data (Tian, Leahy & Wang 2007; Leahy & Tian 2008).

Fig. 2 displays the HI emission spectra of source and background regions (top panel) and the absorption spectrum (bottom panel) towards G57.76-1.29. The background region was taken as directly adjacent to the source region, with the two regions separated using a specified level of 1420 MHz continuum brightness. We used the program meanlev in the DRAO (Dominion Radio Astrophysical Observatory) Export Software Package to calculate the source and background spectra. Then we used our methods, which take into account the background continuum radiation, to calculate optical depth in the form $\exp(-\tau)$. The resulting HI absorption spectrum shows absorption at all Galactic velocities. This includes absorption at positive velocities, from the interstellar medium interior to the solar circle, up to the tangent point velocity. Also we see absorption for negative velocities out to the outer edge of the Galaxy (at $\sim -67 \text{ km/s}$). The lowest velocity absorption feature appears at $\sim -67 \text{ km s}^{-1}$ is associated with an emission peak from gas in the outer galaxy. This absorption feature's reality is further supported by the continuum-

subtracted HI channel map at the peak of the absorption at -67 km s^{-1} (Fig. 3). This clearly shows the spatial association between the lower HI brightness temperature, caused by absorption, and the peak of the 1420 MHz continuum source. We estimate uncertainties in our HI absorption spectrum using the standard derivation of $\exp(-\tau)$ of 0.14 which is taken from the velocity range 60 to 100 km/s, where the spectrum is dominated by noise. This gives that the absorption feature at $\sim -67 \text{ km s}^{-1}$ is 6 times the noise level and is real. The velocity yields a lower kinematic limit distance of $\geq 17 \text{ kpc}$ to G57.76-1.29, taking a standard Galactic circular rotation model ($V_o=220 \text{ km s}^{-1}$, $R_o=8 \text{ kpc}$).

Our HI absorption spectrum of G57.76-1.29 is completely different from the one presented by Gabanyi et al. (2011), even though we both use the same input data. The difference between our results and their results are because of difference in methods to construct HI absorption spectrum and different choice of background regions. The derived HI absorption spectrum depends on the selection of on-source and off-source regions for spectrum extraction, as well as use of correct continuum emission levels (e.g. Leahy and Tian 2010). Gabanyi et al. (2011) obtained their absorption spectrum by subtracting G57.76-1.29's emission profile from the average of four (unspecified) surrounding offset points. We used background from a set of pixels directly surrounding G57.76-1.29, which minimizes the effect of the changing HI distribution along different lines-of-sight in the Galaxy.

In addition, Gabanyi et al. (2011) claimed there is a HI emission peak at -50 km s^{-1} without associated absorption, and used this to derive an upper limit distance of 13 kpc to G57.76-1.29. This is an incorrect conclusion: their different spectrum has too many positive and negative excursions to yield any reliable absorption features, so that they cannot derive any reliable distance information. In contrast, our absorption spectrum is consistent and gives a correct picture of absorption out to the most negative velocities for which there is emission, so that G57.76-1.29 is an extragalactic source. The continuum brightness temperature of G57.76-1.29 at 1.6 GHz (at 1.58mas angular resolution) was found to be $\sim 10^8 \text{ K}$ by Gabanyi et al. (2011)- this might indicate that although G57.76-1.29 is extragalactic, it might not be a HP BL-Lac.

In summary, we conclude that HESS J1943+213, and its confirmed radio counterpart G57.76-1.29, is an extragalactic source.

Acknowledgements. DAL acknowledges support from the Natural Sciences and Engineering Research Council of Canada. WWT acknowledges support from the NSFC and BeiRen program of the CAS.

References

- Abramowski, A., Acero, F., Aharonian, F., et al. 2011, A&A, 529, A49
- Condon, J. J., Cotton, W. D., Greisen, E. W., et al. 1998, AJ, 115, 1693
- Gabanyi, K.E., Dubner, G., Giacani, E., et al. 2011, A & A, in press. Also see arXiv:1110.5039
- Stil, J. M., Taylor, A. R., Dickey, J. M., et al. 2006, AJ, 132, 1158
- Tian, W.W., Leahy, D.A., Wang, Q.D. 2007, A&A, 474, 541
- leahy, D.A., Tian, W.W., 2008, A&A, 408, L25
- leahy, D.A., Tian, W.W., 2010, ASPC, 438, 365