

Neutrino Emission from Gamma-Ray Burst Fireballs, Revised

Svenja Hümmer, Philipp Baerwald, and Walter Winter

Institut für theoretische Physik und Astrophysik, Universität Würzburg, Am Hubland, D-97074 Würzburg, Germany

(Dated: June 24, 2022)

We review the neutrino flux from gamma-ray bursts, which is estimated from gamma-ray observations and used for the interpretation of recent IceCube data, from a particle physics perspective. We numerically calculate the neutrino flux for the same astrophysical assumptions as the analytical fireball neutrino model, including the dominant pion and kaon production modes, flavor mixing, and magnetic field effects on the secondary muons, pions, and kaons. We demonstrate that taking into account the full energy dependencies of all spectra, the normalization of the expected neutrino flux reduces by about one order of magnitude and the spectrum shifts to higher energies, where we can pin down the exact origin of the discrepancies by the re-computation of the analytical models. We also reproduce the IceCube-40 analysis for exactly the same bursts and same assumptions and illustrate the impact of systematical uncertainties. We conclude that the baryonic loading of the fireballs, which is an important control parameter for the emission of cosmic rays, can be constrained beyond the expectation with the full-scale experiment after about nine years.

If gamma-ray bursts (GRBs) are sources of ultra-high energy cosmic rays (UHECRs), they should also lead to neutrino production [1, 2]. The IceCube [3] (IC) neutrino telescope has, for the first time, significantly constrained the neutrino flux to below the expectations from gamma-ray and cosmic ray observations [4, 5]; see also Ref. [6] for a fit to cosmic ray data. In particular, the method to compute the expected neutrino flux from the gamma-ray fluence has been derived in Refs. [1, 7, 8]; we refer by “IC Fireball (neutrino) Calculation” (IC-FC) exactly to the IceCube version in Ref. [8], which is based on Ref. [7]. On the other hand, it has been clear from numerical calculations that there are limitations to the analytical method from the particle physics perspective, see, for instance, Refs. [9–15] for the impact of additional pion/kaon production modes, flavor mixing, and magnetic field effects on the secondary muons, pions, and kaons. For example, normalizing the proton and photon densities in the source to the Waxman-Bahcall (WB) GRB flux [2], it has been demonstrated in Ref. [14] that the combination of these effects modifies the shape significantly, and increases the normalization by a factor of three to four. So obviously there has been increasing tension between theory and observation, which has challenged the paradigm that GRBs are the sources of the UHECR. We study the connection between gamma-ray observations and neutrinos by re-interpreting the IC40 data with a numerical model based on exactly the same assumptions, same parameters, and same bursts, *i.e.*, without changing the astrophysical ingredients. However, we include the additional multi-pion, kaon, and neutron production modes, the synchrotron losses of the secondaries, adiabatic cooling, and the full energy dependence of the spectra. Compared to Ref. [14], we do not normalize the neutrino flux to the WB flux, but to the actually observed photon fluence. That is, the photon density in the source is obtained from E_γ^{iso} following the gamma-ray observation, the magnetic field is obtained from energy equipartition between electrons

and magnetic field, and the proton density is assumed to follow an E^{-2} injection spectrum with the normalization determined by the baryonic loading. Since we find significant discrepancies in normalization and shape compared to the analytical models, we pin down the differences by re-computations of the (original) analytical models in Refs. [1, 7, 8].

First of all, consider the analytical method IC-FC in Ref. [8] (see App. A therein), used for the IceCube analyses. At the source, protons, injected with an E^{-2} spectrum, are assumed to collide with target photons with a broken power law spectrum which comes from the gamma-ray observation on a burst-by-burst basis. The neutrino spectrum is assumed to have two breaks, one from the photon spectrum, and one from the cooling of the secondaries. The normalization of the neutrino fluence is computed from the photon fluence with

$$\int_0^\infty dE_\nu E_\nu F_\nu(E_\nu) = \frac{1}{8} \underbrace{\left(1 - (1 - \langle x_{p \rightarrow \pi} \rangle)^{\Delta R / \lambda_{p\gamma}}\right)}_{f_\pi} \times \frac{1}{f_e} \int_{1 \text{ keV}}^{10 \text{ MeV}} d\varepsilon \varepsilon_\gamma F_\gamma(\varepsilon) \quad (1)$$

where $\langle x_{p \rightarrow \pi} \rangle \simeq 0.2$ is the (average) fraction of proton energy going into a pion per interaction, f_e is the fraction of the total energy in electrons compared to the total energy in protons ($1/f_e$: baryonic loading), and f_π is the pion production efficiency. On the other hand, our Numerical Fireball Calculation (NFC) is described in detail in Ref. [15] (model “FB-D” therein). In short, the model relies on the proton and photon densities within the source. Once these spectra are fixed, the rest is just particle physics, where the effect of synchrotron cooling, adiabatic cooling, and decay of the secondaries is explicitly computed (compared to the analytical approach). The normalization of the photon density is obtained by calculating the equivalent energy from the measured photon

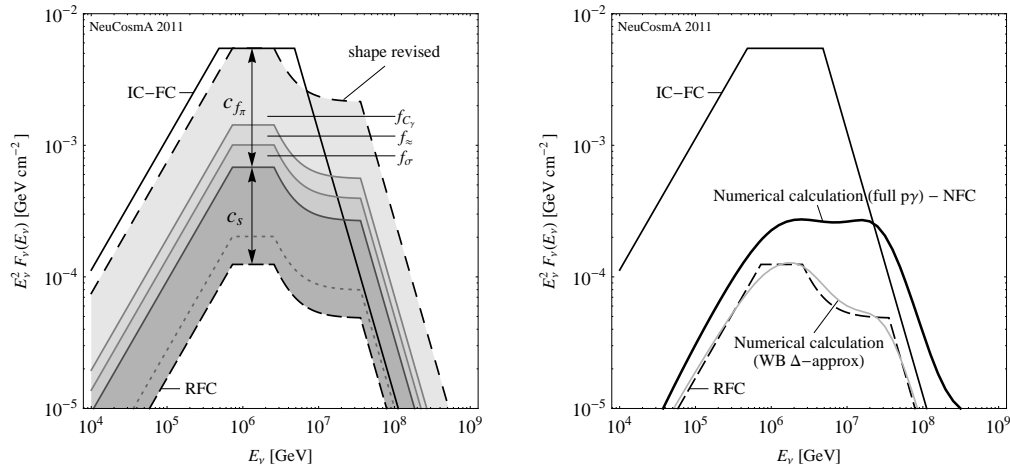


FIG. 1: Left panel: Shape and normalization modification for the muon neutrinos from GRB080603A between IC-FC and the Revised (analytical) Fireball Calculation (RFC), where the individual contributions are described in the main text (burst parameters: photon spectrum with $\alpha = 1$, $\beta = 2$, $\epsilon_\gamma^b = 0.2 \text{ MeV}$, fluence $\mathcal{F}_\gamma = 5.5 \cdot 10^{-5} \text{ erg cm}^{-2}$, $\Gamma = 10^{2.5}$, $t_v = 0.01 \text{ s}$, $T_{90} = 180 \text{ s}$, $z = 1.69$, $L_\gamma^{\text{iso}} = 6.0 \cdot 10^{51} \text{ erg s}^{-1}$ [16]). Right panel: Numerical reproduction of RFC using the WB Δ -resonance approximation [1], and the finally obtained calculation NFC including the additional pion and kaon production modes.

fluence

$$E_\gamma^{\text{iso}} = \frac{4\pi d_L^2}{1+z} \int_{1 \text{ keV}}^{10 \text{ MeV}} d\varepsilon \varepsilon_\gamma F_\gamma(\varepsilon). \quad (2)$$

Then the proton and magnetic (energy) density normalizations are obtained by the usual energy partition assumptions with the same parameters as in Refs. [4, 8], and the same assumptions for the geometry of the fireball. Note that the IceCube analysis is based on a number of bursts for which the neutrino flux is “stacked”, since the expected neutrino signal from one burst is too small. Therefore, this computation has to be performed for each burst individually.

Let us now compare the results of IC-FC and NFC by using a simplified analytical version of the numerical code, based on the photo-meson production in Ref. [1] (“WB Δ -approx”), and by re-computing the analytical models. The main difference has been identified to be spectral effects: while the analytical computations often rely on estimates using a particular energy (*e.g.*, the photon break energy), the numerical code takes into account the full energy dependencies automatically. In Fig. 1, we illustrate this in the left panel for one specific example from the IC40 analysis producing a result similar to Refs. [1, 2]. The curve IC-FC shows the analytical expectation for the chosen parameter set. As a first step, the shape is revised (curve “shape revised”) by including a shift of the first break (correction of threshold of photohadronic interactions in Eq. (A3) of Ref. [7], see Ref. [14], or missing factor in Eq. (3) of Ref. [1]), the fact that there are two different cooling breaks for muons and pions (including flavor mixing), and a factor of $1+z$ from the effect of the cosmic expansion on the variability timescale. As the next step, the correction c_{f_π} to the

pion production efficiency contains: f_{C_γ} (energy of all photons approximated by break energy, whereas photons distributed according to the photon spectrum; coming from Eq. (A13) in [7]), $f_{\approx} = 0.69$ (rounding error in Eq. (A15) in [7]), and $f_\sigma \simeq 2/3$ (from neglecting the width of the Δ -resonance in $\lambda_{p\gamma} = 1/(n_\gamma \sigma_\Delta)$ instead of using the interaction rate; after Eq. (A12) in [7] (but included in Eq. (3) of Ref. [1])). The factor c_S describes that the neutrino injection originates from the pion spectrum, whereas in Eq. (1) the neutrino spectrum is related to the proton spectrum. That is, this factor corrects for energy losses of the secondaries and the energy-dependence of the mean free path of the protons. For example, protons below the photo-meson production threshold do not interact at all, but contribute to the baryonic loading of the jet. Note that this factor is somewhat model-dependent because the energy in protons, computed from the energy partition and baryonic loading, depends logarithmically on the minimal and maximal proton energies (for an E^{-2} injection spectrum), whereas in Eq. (1) only the part relevant for neutrino production is taken into account. To illustrate that, the dotted curve in Fig. 1, left, shows the result in the extreme case that the minimal proton energy coincides with the photo-meson production threshold. Note that f_{C_γ} and c_S strongly depend on the photon spectral indices, and vary from burst to burst. Surprisingly, all the corrections go into the same direction, which means that the approximations in analytical model were probably a bit on the optimistic side. The result can be regarded as Revised Fireball (neutrino) Calculation (RFC). In the right panel of Fig. 1, it is shown that RFC matches the numerical result for the same assumptions for the photohadronic interactions (“WB Δ -approx”, as in Ref. [1]) very well. Taking into

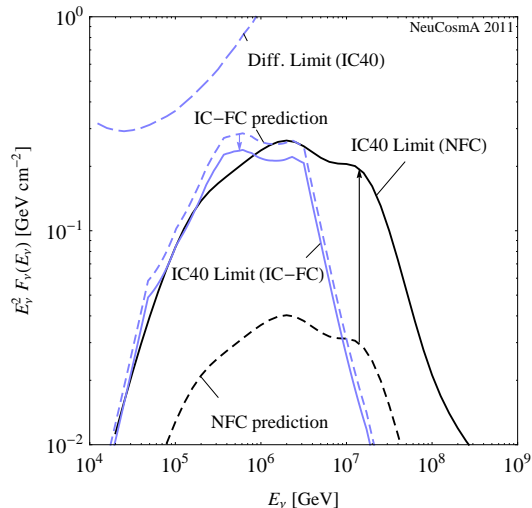


FIG. 2: Reproduction of the IC-FC prediction for the neutrino (differential) fluence $E_\nu^2 F_\nu$, compared to the corresponding IC40 limit (light/blue curves; 90% CL). In addition, our numerical prediction NFC is compared to the corresponding IceCube limit for exactly the same bursts and assumptions (black curves). Compare to Fig. 2 in Ref. [4].

account the additional multi-pion and kaon production modes, similar to Ref. [14], the flux increases again, and the final (numerical) result NFC is obtained. In this case, the normalization deviates about one order of magnitude from the analytical prediction IC-FC, and the shape is significantly different, shifted to higher energies. Note that we have chosen one analytical method IC-FC for the comparison, whereas the detailed comparison to another method, such as Ref. [1], will depend on the specific approximations of the analytical method (whereas NFC does not depend on these).

As the next step, we reproduce the IC40 analysis from Ref. [4], based on 117 bursts, using the same neutrino effective area and same assumptions, bursts, and parameters [16]. The result is shown in Fig. 2 (light/blue curves), where the dashed curve shows the IC-FC prediction for the neutrino flux and the solid curve the corresponding IC40 limit. In this case, the bound is below the prediction, and the original model is under tension. Our result is shown as black curves: the prediction is about one order of magnitude below the limit corresponding to this flux shape. This qualitatively different result means that IceCube has not yet reached the level where it tests the parameters chosen for the fireball model.

In order to obtain conclusions on the cosmic-ray connection, or to compare the results from different experiments, the extrapolation of the fluence to a quasi-diffuse flux is needed. It depends on the number of bursts expected per year, where 667 has been used [4]. We show in Fig. 3 our quasi-diffuse flux prediction (“GRB, all”) together with the IC40 limit, the combined IC59+40 limit (which has a different flux shape), and an extrapolated

IC86 limit. In addition, we show different regions and curves to illustrate the size of several model- or method-specific additional “systematical errors”: the statistical error coming from the extrapolation from a few bursts to the quasi-diffuse flux (for 117 bursts, estimated and obtained from Ref. [15]), the uncertainty in ϵ_e/ϵ_B (energy in electrons versus magnetic field), and the proton injection index α_p . As one can read off from this figure, neither IC40 nor IC59+40 can reach the predicted fluxes, even in the most optimistic cases; compared to IC59+40, a factor of two higher statistics is needed to reach the nominal prediction. However, the full scale IceCube experiment, operated over about 9 years (extrapolation), will finally find the GRB neutrinos or constrain the model.

We have deliberately omitted one variable from this discussion: the baryonic loading $1/f_e$, which directly rescales the neutrino flux prediction, as illustrated by the arrow in Fig. 3 and as it can be read off from Eq. (1). The choice of this parameter is often consistent with a coherent picture among cosmic ray, gamma-ray, and neutrino fluxes if the GRBs are the sources of the UHECR, *i.e.*, treating it at the same level as the other parameters would change the logic of the astrophysical picture. For example, if the protons are magnetically confined within the source, the cosmic ray flux will be proportional to baryonic loading and the photohadronic interaction rate, and therefore to the neutrino flux. As a consequence, a limit on $1/f_e$ can be translated into a limit on the cosmic ray production in specific models, and may even challenge the paradigm that GRBs are the sources of the UHECR; see, *e.g.*, Ref. [6]. It can be read off from Fig. 3 that IC59+40 already constrains the baryonic loading to be

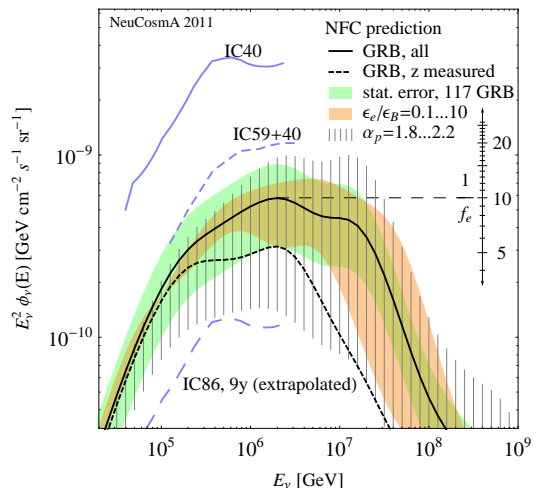


FIG. 3: Prediction of the quasi-diffuse flux (NFC), including the estimates for several model- or method-specific systematic uncertainties (see main text). In addition, the IC40 limit is shown, and two expectations are shown for comparison (IC59+40 from Ref. [5] and IC86 extrapolated for $A_{\text{eff}}^{\text{IC86}} \simeq 3 \times A_{\text{eff}}^{\text{IC40}}$ from IC40; see, *e.g.*, Ref. [17]).

low about 20. Future IceCube data may reach $1/f_e \simeq 2$, which, in turn, means that about one third of the energy of the GRB goes into photons. If this fraction is unacceptably large for theoretical GRB models, they will be finally challenged.

There are, however, some caveats in this analysis: For most of the bursts used for the IC40 analysis the redshift is actually not measured. In these cases, for long bursts in Ref. [4], $z = 2.15$ has been used for the computation of the breaks, and $L_\gamma^{\text{iso}} = 10^{52} \text{ ergs}^{-1}$ for the computation of f_π in Eq. (1). However, in a self-consistent numerical approach, it is clear that these two quantities are correlated (*cf.*, Eq. (2) for F_γ measured, with $L_\gamma^{\text{iso}} \simeq (1+z)E_\gamma^{\text{iso}}/T_{90}$). We have in Fig. 2 followed the IceCube logic in these cases: we have computed the proton density from F_γ directly, and the photon density from the chosen L_γ^{iso} (as it enters f_π) – using the chosen value of z in both cases. Note, however, that fixing z and computing the luminosity from F_γ with Eq. (2) in a self-consistent approach leads to a prediction which is strongly dependent on the chosen “standard value” of z . In this case, choosing $z \simeq 2$ clearly overestimates the neutrino flux, where we find that one burst with a large photon fluence dominates. On the other hand, the peak contribution to the diffuse flux may rather come from $z \simeq 1$ [15]. Because of this uncertainty, a conservative lower limit on the neutrino flux can be only obtained from the bursts with z measured, *cf.*, lower dashed curve in Fig. 3. Finally, note that we have not touched the values for variability timescale t_v and Lorentz boost Γ used for the IceCube analysis, such as $t_v = 0.01 \text{ s}$ and $\Gamma = 10^{2.5}$ for long bursts. However, since $f_\pi \propto t_v^{-1} \Gamma^{-4}$ [7, 18], it is clear that even larger uncertainties may be expected from these parameters.

In summary, we have revised the GRB fireball neutrino flux calculation from a particle physics perspective. Compared to earlier analytical computations, our numerical simulation takes into account the full spectral (energy) dependencies of the proton and photon spectra, as well as the cooling of the secondaries, flavor mixing, and additional multi-pion, kaon, and neutron production channels for the neutrinos. We have found a significant deviation in the normalization of the neutrino flux prediction of about one order of magnitude, with a very different spectral shape peaking at slightly higher energies. We have shown from the re-computation of the analytical models where the discrepancies come from, and we have demonstrated that they all add up in the same direction. Note that the exact size of the corrections depends on the individual burst parameters, which we have taken into account. We have also demonstrated, by the reproduction of the IC40 analysis, that our prediction is significantly below the current IceCube limit, which means that the conventional GRB fireball phenomenology is not yet challenged. Finally, we have quantified additional model- and method-dependent systematical un-

certainties in the computation in order to determine a lower bound for the predicted neutrino flux. From this, we have demonstrated that the baryonic loading of the fireballs can be constrained with the full-scale experiment after about nine years to a level which will exert pressure on the parameter space.

We would like to thank M. Ahlers, A. Kappes, M. Richman, and E. Waxman for useful discussions and comments, and K. Meagher and N. Whitehorn for help with the reproduction of the IC40 analysis. PB and SH acknowledge support from GRK1147 of DFG, SH from the Studienstiftung des deutschen Volkes, and WW from DFG contracts WI 2639/3-1 and WI 2639/4-1.

-
- [1] E. Waxman and J. N. Bahcall, Phys.Rev.Lett. **78**, 2292 (1997), astro-ph/9701231.
 - [2] E. Waxman and J. N. Bahcall, Phys. Rev. **D59**, 023002 (1999), hep-ph/9807282.
 - [3] J. Ahrens *et al.* (IceCube), Astropart. Phys. **20**, 507 (2004), astro-ph/0305196.
 - [4] R. Abbasi *et al.* (IceCube Collaboration), Phys.Rev.Lett. **106**, 141101 (2011), 1101.1448.
 - [5] R. Abbasi *et al.* (IceCube) Proceedings of ICRC2011, 1111.2741.
 - [6] M. Ahlers, M. Gonzalez-Garcia, and F. Halzen, Astropart.Phys. **35**, 87 (2011), 1103.3421.
 - [7] D. Guetta, D. Hooper, J. Alvarez-Muniz, F. Halzen, and E. Reuveni, Astropart. Phys. **20**, 429 (2004), astro-ph/0302524.
 - [8] R. Abbasi *et al.* (IceCube Collaboration), Astrophys. J. **710**, 346 (2010), 0907.2227.
 - [9] K. Murase and S. Nagataki, Phys. Rev. **D73**, 063002 (2006), astro-ph/0512275.
 - [10] T. Kashti and E. Waxman, Phys. Rev. Lett. **95**, 181101 (2005), astro-ph/0507599.
 - [11] K. Asano and S. Nagataki, Astrophys. J. **640**, L9 (2006), astro-ph/0603107.
 - [12] P. Lipari, M. Lusignoli, and D. Meloni, Phys. Rev. **D75**, 123005 (2007), 0704.0718.
 - [13] S. Hümmer, M. Rügner, F. Spanier, and W. Winter, Astrophys. J. **721**, 630 (2010), 1002.1310.
 - [14] P. Baerwald, S. Hümmer, and W. Winter, Phys. Rev. **D83**, 067303 (2011), 1009.4010.
 - [15] P. Baerwald, S. Hümmer, and W. Winter, Astropart. Phys. (to appear), 1107.5583.
 - [16] K. Meagher, *private communication*.
 - [17] A. Karle *et al.* 1003.5715.
 - [18] D. Guetta, M. Spada, and E. Waxman, Astrophys. J. **559**, 101 (2001), astro-ph/0102487.