

## **Pulsating hot subdwarfs with MS companions or: EO Ceti is an sdO pulsator!**

Roy H. Østensen

*Instituut voor Sterrenkunde, K.U. Leuven, B-3001 Leuven, Belgium*

**Abstract.** About half of the hot subdwarfs are found to have spectra of composite types, indicating a main sequence companion of spectral type F–K, and the pulsators are no exception to this rule. The spectroscopic contamination from the main sequence stars makes it hard to reliably establish physical parameters for the hot component, and also makes pulsations harder to detect as the amplitudes are depressed. The binary fraction of the observed sample of hot subdwarf pulsators is discussed, as are the biases that are affecting it. Spectroscopic evidence is presented that clearly demonstrates that the well known sdB pulsator, EO Ceti, is misclassified, and is actually an sdOV star.

### **1. Introduction**

Already when the discovery of pulsations in the hot subdwarf B (sdB) stars were announced in the first papers by Kilkenny et al. (1997), Koen et al. (1997) and Stobie et al. (1997), a strong binary fraction was evident, since all these first pulsators are in composite systems. At the time it was even speculated that the binarity is somehow involved in inducing the pulsations in these stars. Much has happened since then. It is now clear that about 50% of sdB stars are found to be in close binaries with periods on the order of hours or days (Copperwheat et al. 2011). The composite spectrum binaries are not included among those. The sdB stars with main sequence F-, G- or K-type companions are known to form through stable Roche-lobe overflow rather than common envelope ejection, and should end up with rather long periods. As recently demonstrated from HERMES observations (Østensen & Van Winckel, these proceedings), the periods of such binaries are indeed exceedingly long, between one and three years. It has been demonstrated by Reed & Stiening (2004), by computing the IR excess of the known subdwarfs in the field, that about half of sdB stars are such composite spectrum binaries. Taken together, these results would seem to account for ~100% of the sdBs.

When the South African group (whose most prominent member, Dave Kilkenny, we are celebrating the 65th birthday of with this conference) initiated the rush of discoveries of pulsating sdB stars, the sample they observed was fairly unbiased with respect to binarity. The only stars excluded would have been those with main sequence companions of type A, and possibly the occasional (sub-)giant K or M stars, where the sdB star would be practically invisible in the optical. But when the collaboration that I have participated in joined the fray with observations from the Nordic Optical Telescope (NOT), we cheated a bit, using Uli Heber’s extensive library of spectra and model grids to select targets most likely to be pulsators. Thus, we could increase our detection efficiency from 1.7% to ~10% (Østensen et al. 2010). However, in the process we au-

Table 1. Stars classified as sdB with a main sequence companion. The column labeled 'Disc.' identifies the target roughly in order of discovery (line number in Table 9 of Østensen et al. 2010), and the group responsible for the discovery.

Star name	Survey name	Class	$m_V$	Disc.	References
V361 Hya	EC 14026–2647	sdB+G2	15.3	1/SA	Kilkenny et al. (1997)
EO Ceti	PB 8783	sdB+F0	12.3	2/SA	Koen et al. (1997), O'Donoghue et al. (1998)
UX Sex	EC 10228–0905	sdB+G2	15.9	3/SA	Stobie et al. (1997)
LM Dra	PG 1618+563B	sdB+F2 <sup>1</sup>	13.5	15/NOT	Silvotti et al. (2000)
V387 Peg	HS 2151+0857	sdOB+IR <sup>2</sup>	16.5	20/NOT	Østensen et al. (2001)
EP Psc	PG 2303+019	sdB+IR <sup>2</sup>	16.2	24/NOT	Silvotti et al. (2002)
	PG 0048+091	sdB+F5	14.3	28/SA	Koen et al. (2004)
	PG 0154+192	sdB+G/K	15.3	29/SA	Koen et al. (2004)
	J1717+5805	sdOB+G9	17.4	30/NOT	Solheim et al. (2004)
	PG 1419+081	sdOB+F/G	14.9	32/NOT	Solheim & Østensen (2006)
	J1445+0002	sdOB+G0	14.9	33/NOT	Solheim & Østensen (2006)
	J1642+4252	sdOB+G0	14.9	34/NOT	Solheim & Østensen (2006)
	EC 11583–2708	sdB+F/G	14.9	36/SA	Kilkenny et al. (2006)
	PG 1657+416	sdOB+G5	15.9	39/NOT	Oreiro et al. (2007)
	JL 166	sdOB+F/G	15.0	43/BB	Barlow et al. (2009)
	HE 2151–1001	sdB+F/G	15.6	46/NOT	Østensen et al. (2010)
	PG 1033+201	sdB+F9	15.4	48/NOT	Østensen et al. (2010)
	HE 1450-0957	sdB+F9	15.3	49/NOT	Østensen et al. (2010)

<sup>1</sup> The companion is a visual binary, not an actual close companion.

<sup>2</sup> The companion is identified based on IR-excess, not on spectroscopic features.

tomatically selected against composite spectrum binaries, as the contamination makes the temperature determination very uncertain, especially in low-res spectra with modest S/N. This fact was somewhat alleviated by the fact that we pretty soon ran out of targets with well-determined physical parameters, and by the time we started observing the SDSS sample we were less concerned about the contamination. Still, the consequence of these selection effects is that any attempt to check if the fraction of binaries in the observed sample of sdB pulsators is the same as in the population as a whole will be biased towards non-composite systems. Revisiting the 49 stars compiled in Table 9 of Østensen et al. (2010) reveals 18 stars that are composite, i.e. a fraction of 37%, which is close enough to the binary fraction of the field population to be consistent within  $2\text{-}\sigma$  given the sample size. We list the 18 composites in Table 1.

The sdB+MS binaries are in general much more poorly studied than the rest of the sdBV sample. The complication of having a strong spectroscopic companion means several things. First of all the spectroscopic parameter determination becomes much more complicated and regardless of the care taken in correcting for the contamination, the resulting spectroscopic parameters will always be more uncertain. For asteroseismology there can be a significant suppression effect in the photometric amplitudes, an effect that is also colour dependent, since the cool companion suppresses the amplitudes in the red more than in the blue. Note also that the companion may itself be pulsating; Østensen et al. (2011) found that several of the composite systems observed with the *Kepler* spacecraft shows photometric variability at the 1% level with periods on order

of days or longer, consistent with gamma Dor pulsations or rotational effects associated with spots.

I have long wanted to rectify the bias towards non-composite spectroscopic binaries among the sdBVs in order to explore the possible difference in internal structure in sdBs that form through different evolutionary channels, i.e. common envelope ejection, stable mass transfer or mergers. This was also the overarching topic of the Ph.D. thesis of Maja Vučković (2009). During the sample selection process for the long period binary study with HERMES (Østensen & Van Winckel, these proceedings), I was hoping to include some sdBVs in the sample, but as can be seen from Table 1, only EO Ceti is bright enough to be observed with HERMES, and even it at  $V = 12.3$  is on the limit of what can be done. However, as I explored low-resolution spectra of EO Ceti and other sdB+F/G binaries kindly made available to be by Betsy Green and Uli Heber, I found an unexpected surprise, and the rest of this talk will be dedicated to this discovery.

## 2. Observations and analysis

The spectrum of EO Ceti provided by Betsy Green showed no trace of any He I lines typical of sdB stars, but a line at  $4686 \text{ \AA}$  looked as it might be He II. If this was the case EO Ceti would not be the second sdBV ever found, but rather the first sdOV. Pulsations in sdO stars were discovered much later than the sdBV stars by Woudt et al. (2006), and J16007+0748 remains to this date the only sdO pulsator found. However, although this spectrum have exceptionally high S/N, the low resolution ( $R \approx 500$ ) makes it difficult to identify individual lines among the strong blends from the F-star companion. A high resolution FEROS spectrum obtained by Uli Heber confirmed the presence of a line at  $\sim 4686 \text{ \AA}$ , but had insufficient S/N to attempt a temperature determination. We therefore obtained 3 successive deep integrations (900 s) of EO Ceti with the ISIS spectrograph on the William Herschel Telescope on La Palma on August 27, 2010, using the R600B grating which provides a resolution of  $R \approx 2500$  in the blue. The spectra were extracted and summed, and the response was corrected by calibrating with the spectrum of a hot DA white dwarf. The resulting high S/N spectrum is shown in Figure 1. Also shown in the plot is a simple binary model produced by scaling model spectra to fit at two well separated points (here chosen to be  $4050$  and  $5060 \text{ \AA}$ ), after accounting for the estimated reddening of the system,  $E(B - V) = 0.04509$  (Schlegel et al. 1998). By subtracting one model from the spectrum, the parameters of the other component could be fitted, and this procedure was iterated until the procedure converged. As can be seen from the figure, this two-component solution makes an excellent fit to practically every detail of the observed spectrum. However, as can be seen in Figure 2, the solution can hardly be called unique. For temperatures in the sdB–sdOB range (between  $30\,000$  and  $45\,000 \text{ K}$ ) there is a strong correlation between the temperature of the primary and that of the secondary, whereas above  $\sim 50\,000 \text{ K}$  changing the temperature of the primary does not affect the  $\chi^2$  significantly. The procedure uses the whole available spectral range and is not sensitive to the strength of the He I and II lines. In the bottom part of Figure 1 the zoom-in shows the region around the He I line  $4472 \text{ \AA}$  and He II lines at  $4512$  and  $4686 \text{ \AA}$ . It appears that at the derived primary temperature of  $52\,000 \text{ K}$ , He I at  $4472$  is still weaker in the observed spectrum than in the model, while He II at  $4686$  appears to be stronger in the observed spectrum. This indicates that the primary temperature could be significantly higher than the derived solution, but not cooler.

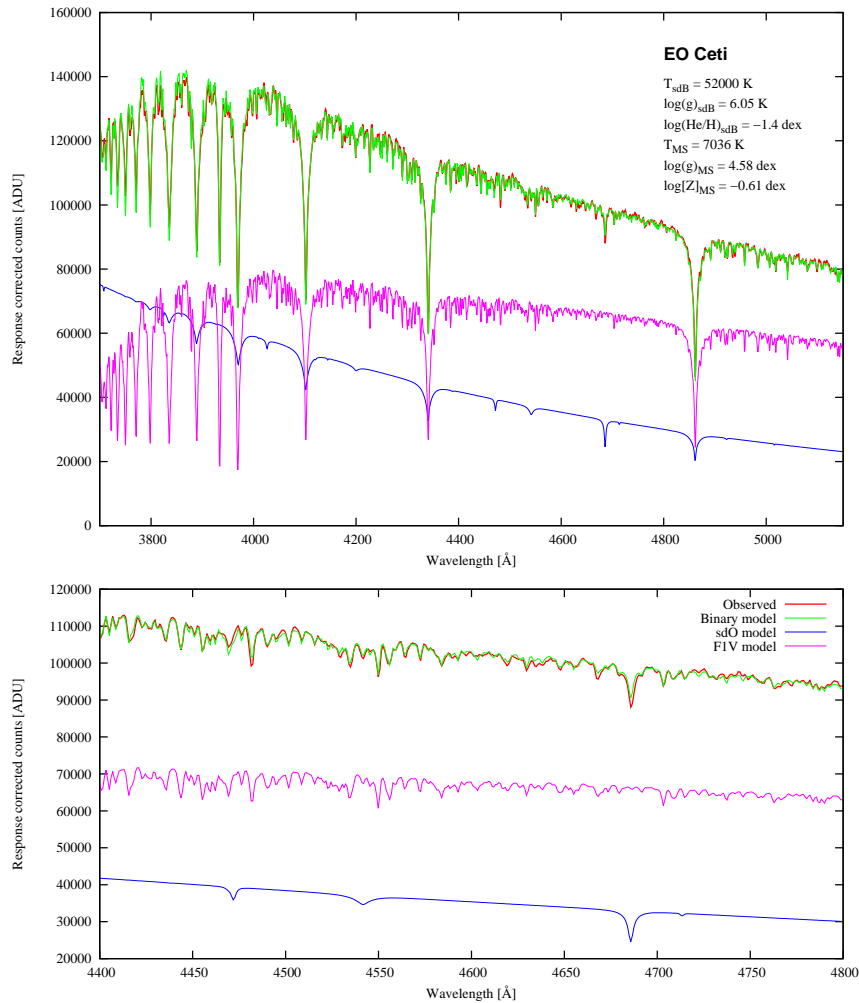


Figure 1. WHT/ISIS spectrum of EO Ceti. Also shown are model spectra with parameters as stated on the plot. The spectrum was response corrected by calibrating the instrumental response function with a single sdB star. The models have been scaled to fit the spectrum at 4050 and 5060 Å.

We also obtained several spectra of EO Ceti with the HERMES spectrograph (Raskin et al. 2011) on the Mercator Telescope, also on La Palma. These spectra have very high resolution ( $R \approx 80\,000$ ) but low S/N. EO Ceti was observed on seven different occasions, using sequences of three to four exposures between 1000 and 3600 s each. The S/N in these spectra are very low ( $\sim 10$ ) and plagued by cosmic rays, but a typical S/N level of between 30 and 50 could be achieved by summing the individual spectra and reducing the resolution by a factor of 4. The final spectra were resampled to a uniform wavelength grid of  $0.05\text{ \AA}$ . This is unproblematic as the rotational broadening of the MS component is strong, and no sharp features (except a few interstellar lines) are present. The full spectrum is too extensive to show here, but in Figure 3 we show some of the most relevant regions, together with the same model spectra as in Figure 2, convolved to the appropriate resolution ( $0.05\text{ \AA}$  and including a  $72\text{ km/s}$  rotational broadening for

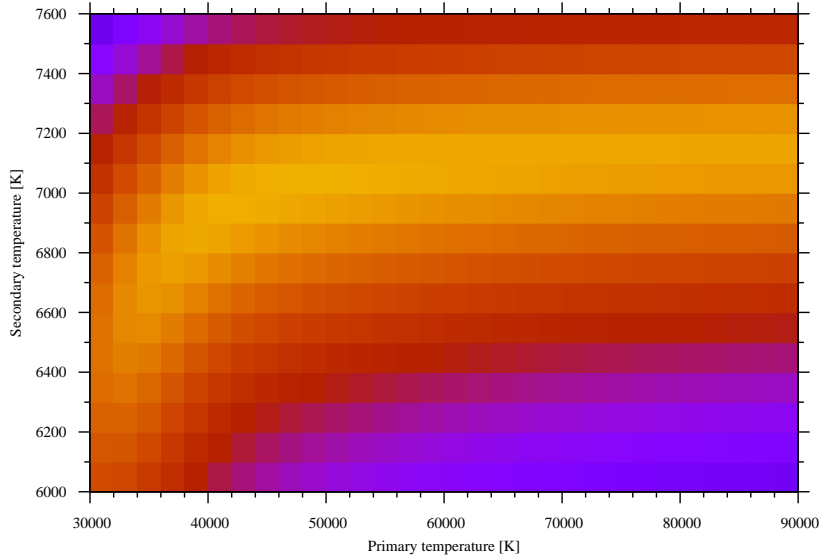


Figure 2.  $\chi^2$  plane for model fits to the EO Ceti spectrum in Figure 1 as a function of temperature of the two stars. Acceptable solutions to the overall shape of the spectrum can be found for any temperature above  $\sim 36\,000$  K. Above  $\sim 50\,000$  K the temperature of the secondary is no longer affected by the choice of temperature for the primary.

the F-star). This spectrum is a sum of three 2700 s integrations obtained on October 30, 2010. As with the WHT spectrum, there is no trace of He I at  $4472 \text{ \AA}$ , and He II at  $4686 \text{ \AA}$  appears slightly stronger than in the model. At this resolution it actually appears broader than the model rather than deeper, which might well be the case as we have not made any attempt at modelling the pulsational broadening of the lines. The equivalent width of the line still points towards a primary that is more likely to be hotter than the  $52\,000$  K model than cooler. The He I line at  $5876 \text{ \AA}$  might be present in the spectrum, but is hardly significant. In the lower panels of Figure 3 we show the model fit to some of the more prominent lines from the F-star. The Ca II H and K lines are well fitted, as are the Mg I triplet and the forest of Fe I lines around  $5400 \text{ \AA}$ .

### 3. Conclusions

After re-examination of new high quality spectroscopy it is clear that EO Ceti is not an sdBV but an sdOV star. Thus, as is the case with most other important discoveries in the field of hot subdwarf stars, the first sdO pulsator was actually discovered by Dave Kilkeny and his team, which I think is a very appropriate discovery to announce at this conference held in his honour.

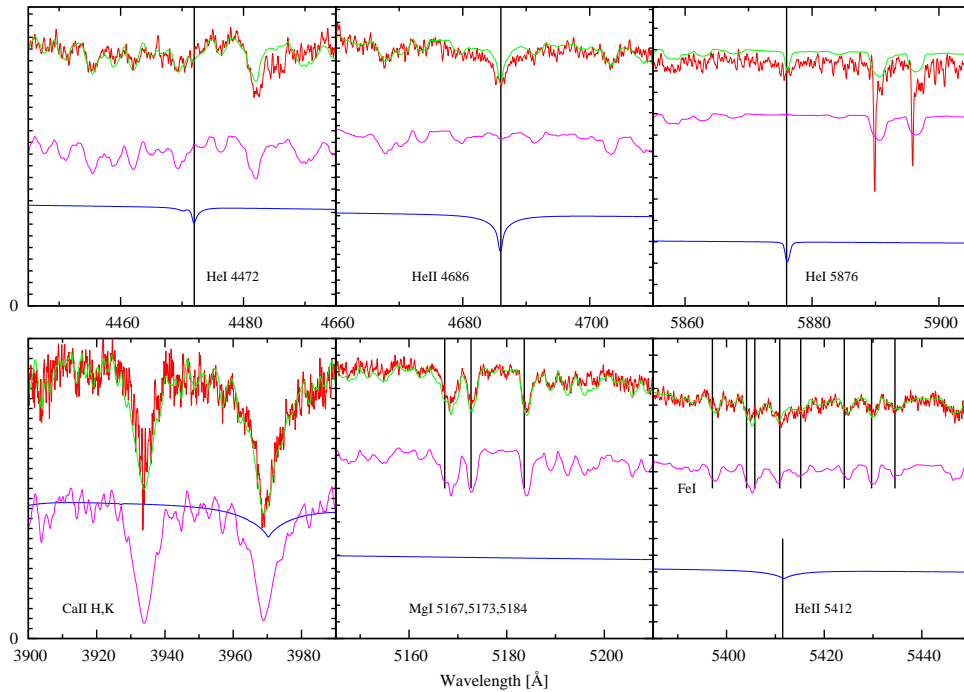


Figure 3. Selected lines from a high-resolution spectrum of EO Ceti obtained with the HERMES spectrograph. The model spectra shown are with the same parameters as in Figure 1.

The clear detection of the He II, together with weak or absent He I effectively forces EO Ceti to be classified as an sdO star, regardless of its actual temperature. Using the slope of the spectrum is no longer a viable option at temperatures in the sdO range, unless one has access to UV spectroscopy. So far no attempt has been made to reliably constrain the surface gravity of the component, and the analysis does not force the two stars to be at the same distance. However, since no orbit has been established, that may not actually be the case. We will continue monitoring EO Ceti with high resolution spectroscopy in the hope of detecting the orbital period of the system. That may allow us to use spectral disentangling to decompose the spectra into its two components, which will greatly simplify the parameter estimation. However, the broadening from the pulsational velocity at the surface of the sdO star and the broadening due to the rotational velocity of the F star are both higher than the expected orbital velocity, which makes this a very challenging project.

At  $B=12.3$  EO Ceti is a much more encouraging target to study than J16007+0748, since high-precision photometry can be obtained with modest telescopes, and time-resolved spectroscopy is a lot more feasible. In fact, thanks to its early discovery, EO Ceti is one of the best studied hot subdwarf pulsators with extensive campaign observations by O’Donoghue et al. (1998), multicolor photometry by Vučković et al. (2010) and an early attempt at time-resolved photometry by Jeffery & Pollacco (2000).

Can there be other sdO pulsators in the sample of known sdBVs (Table 9 of Østensen et al. 2010)? Perhaps. I have checked the ones that I have spectroscopy on, but no clear candidates have emerged. But there are quite a few in that table that have

very poor spectroscopy, and many have no established helium abundance. The spectroscopy also suffer from having been obtained with many different instruments and various resolutions and signal levels. In many cases only the original classification spectrum exists, so clearly, much more work has yet to be done.

**Acknowledgments.** The research leading to these results has received funding from the European Research Council under the European Community’s Seventh Framework Programme (FP7/2007–2013)/ERC grant agreement N<sup>o</sup> 227224 (PROSPERITY), as well as from the Research Council of K.U.Leuven grant agreement GOA/2008/04.

Based on observations obtained with the HERMES spectrograph, which is supported by the Fund for Scientific Research of Flanders (FWO), Belgium, the Research Council of K.U.Leuven, Belgium, the Fonds National Recherches Scientific (FNRS), Belgium, the Royal Observatory of Belgium, the Observatoire de Genève, Switzerland and the Thriinger Landessternwarte Tautenburg, Germany.

## References

- Barlow, B. N., Dunlap, B. H., Lynas-Gray, A. E., & Clemens, J. C. 2009, *AJ*, 138, 686. 0906.2566
- Copperwheat, C. M., Morales-Rueda, L., Marsh, T. R., Maxted, P. F. L., & Heber, U. 2011, *ArXiv e-prints*. 1103.4745
- Jeffery, C. S., & Pollacco, D. 2000, *MNRAS*, 318, 974. [arXiv:astro-ph/0005041](https://arxiv.org/abs/astro-ph/0005041)
- Kilkenny, D., Koen, C., O’Donoghue, D., & Stobie, R. S. 1997, *MNRAS*, 285, 640
- Kilkenny, D., Stobie, R. S., O’Donoghue, D., Koen, C., Hambly, N., MacGillivray, H., & Lynas-Gray, A. E. 2006, *MNRAS*, 367, 1603
- Koen, C., Kilkenny, D., O’Donoghue, D., van Wyk, F., & Stobie, R. S. 1997, *MNRAS*, 285, 645
- Koen, C., O’Donoghue, D., Kilkenny, D., & Pollacco, D. L. 2004, *New Astronomy*, 9, 565
- O’Donoghue, D., Koen, C., Solheim, J.-E., Barstow, M. A., Dobbie, P. D., O’Brien, M. S., Clemens, J. C., Sullivan, D. J., & Kawaler, S. D. 1998, *MNRAS*, 296, 296
- Oreiro, R., Pérez Hernández, F., Østensen, R., Solheim, J. E., MacDonald, J., & Ulla, A. 2007, *A&A*, 461, 585
- Østensen, R., Heber, U., Silvotti, R., Solheim, J.-E., Dreizler, S., & Edelmann, H. 2001, *A&A*, 378, 466
- Østensen, R. H., Oreiro, R., Solheim, J., Heber, U., Silvotti, R., González-Pérez, J. M., Ulla, A., Pérez Hernández, F., Rodríguez-López, C., & Telting, J. H. 2010, *A&A*, 513, A6. 1001.3657
- Østensen, R. H., Silvotti, R., Charpinet, S., Oreiro, R., Bloemen, S., Baran, A. S., Reed, M. D., Kawaler, S. D., Telting, J. H., Green, E. M., O’Toole, S. J., Aerts, C., Gänsicke, B. T., Marsh, T. R., Breedt, E., Heber, U., Koester, D., Quint, A. C., Kurtz, D. W., Rodríguez-López, C., Vučković, M., Ottosen, T. A., Frimann, S., Somero, A., Wilson, P. A., Thygesen, A. O., Lindberg, J. E., Kjeldsen, H., Christensen-Dalsgaard, J., Allen, C., McCaulliff, S., & Middour, C. K. 2011, *ArXiv e-prints*. 1101.4150
- Raskin, G., van Winckel, H., Hensberge, H., Jorissen, A., Lehmann, H., Waelkens, C., Avila, G., de Cuyper, J.-P., Degroote, P., Dubosson, R., Dumortier, L., Frémat, Y., Laux, U., Michaud, B., Morren, J., Perez Padilla, J., Pessemier, W., Prins, S., Smolders, K., van Eck, S., & Winkler, J. 2011, *A&A*, 526, A69+. 1011.0258
- Reed, M. D., & Stiening, R. 2004, *PASP*, 116, 506
- Schlegel, D. J., Finkbeiner, D. P., & Davis, M. 1998, *ApJ*, 500, 525. [arXiv:astro-ph/9710327](https://arxiv.org/abs/astro-ph/9710327)
- Silvotti, R., Østensen, R., Heber, U., Solheim, J.-E., Dreizler, S., & Altmann, M. 2002, *A&A*, 383, 239

- Silvotti, R., Solheim, J.-E., Gonzalez Perez, J. M., Heber, U., Dreizler, S., Edelman, H., Østensen, R., & Kotak, R. 2000, *A&A*, 359, 1068
- Solheim, J.-E., & Østensen, R. 2006, *Baltic Astronomy*, 15, 231
- Solheim, J.-E., Østensen, R., Silvotti, R., & Heber, U. 2004, *Ap&SS*, 291, 419
- Stobie, R. S., Kawaler, S. D., Kilkenny, D., O'Donoghue, D., & Koen, C. 1997, *MNRAS*, 285, 651
- Vučković, M. 2009, Ph.D. thesis, Ph.D. Thesis, K.U. Leuven
- Vučković, M., Østensen, R. H., Aerts, C., Dhillon, V. S., & Marsh, T. R. 2010, *Ap&SS*, 329, 183
- Woudt, P. A., Kilkenny, D., Zietsman, E., Warner, B., Loaring, N. S., Copley, C., Knizhev, A., Väisänen, P., Still, M., Stobie, R. S., Burgh, E. B., Nordsieck, K. H., Percival, J. W., O'Donoghue, D., & Buckley, D. A. H. 2006, *MNRAS*, 371, 1497. [arXiv:astro-ph/0607171](https://arxiv.org/abs/astro-ph/0607171)