

# The role of large-scale magnetic fields in galaxy NGC 891. Can magnetic fields help to reduce local mass-to-light ratio at galactic outskirts?

Joanna Jałocha<sup>1</sup>, Łukasz Bratek<sup>1</sup>, Jan Pękala<sup>1</sup>, Marek Kutschera<sup>2</sup>

<sup>1</sup>The H. Niewodniczański Institute of Nuclear Physics, Polish Academy of Sciences, Radzikowskiego 152, PL-31342 Kraków, Poland

<sup>2</sup>The M. Smoluchowski Institute of Physics, Jagellonian University, Reymonta 4, PL-30059 Kraków, Poland

4 January 2019, PREPRINT IFJPAŃ-IV-2011-11

## ABSTRACT

We address the problem of the influence of large-scale magnetic fields on galactic rotation on the example of spiral galaxy NGC 891. Based on its rotation curve and the surface density of HI we determine, in the framework of the global disk model, the surface density of matter. Then, based on the surface brightness, we determine the corresponding profile of local mass-to-light ratio. We model also the vertical gradient of azimuthal velocity in the quasi-circular orbits approximation, and we compare it with measurements. We discuss what factors may influence the rotation of matter in NGC 891 and how this can translate to changes in the profile of local mass-to-light ratio. In particular, we discuss a possible effect of magnetic fields on the motion of ionized gas, and consequently, on the determination of the profile of local mass-to-light ratio. Finally, we put forward the hypothesis, that the asymmetry in magnetic fields observed in NGC 891 might be responsible for the anomalous behaviour of the vertical gradient of rotation observed in NGC 891.

**Key words:** . . .

## 1 INTRODUCTION

NGC 891 is a nearby edge on spiral galaxy. Its very high inclination angle allows for determination of the vertical gradient of the azimuthal component of the velocity field. Various measurements give:  $-15 \frac{\text{km}}{\text{sec} \cdot \text{kpc}}$  (Oosterloo, Fraternali & Sancisi 2007),  $-18.8 \frac{\text{km}}{\text{sec} \cdot \text{kpc}}$  (Kamphuis et al. 2007) and  $-17.5 \pm 5.9 \frac{\text{km}}{\text{sec} \cdot \text{kpc}}$  for  $z \in (1.2, 4.8)$  kpc,  $r \in (4.02, 7.03)$  kpc in the N-E quadrant (Heald et al. 2006).

In (Jałocha et al. 2010) we modeled vertical gradient for the galaxy NGC 891 in the global disc model and quasi-circular orbits approximation, assuming that the motion of gas above the disc plane is governed mainly by the gravitation of the column mass density distributed in the midplane. Our gradient estimate was in agreement with the above measurements. This coincidence led us to suggest that NGC 891 was a flat, disc-like object, devoid of a massive spheroidal component, at least in the region covered by the gradient measurements (outside the central bulge). This qualitative result concerning the mass distribution is consistent with a more recent finding suggesting that in NGC 891 there is no dark matter within  $r = 15$  kpc (Fraternali, Sancisi & Kamphuis 2011).

The first reason for writing this paper, is to see to what extent our previous gradient prediction is altered by new measurements. To reconstruct the column mass density we use the rotation curve determined in (Fraternali, Sancisi & Kamphuis 2011) and the same as previously measurement of neutral hydrogen taken from

(Oosterloo, Fraternali & Sancisi 2007). In section 2 we show that with the new data our gradient estimate is not altered significantly.

Our approach to mass modeling is different from the common one presented in (Fraternali, Sancisi & Kamphuis 2011). We do not assume constant mass-to-light ratio and we do not derive mass distribution based on brightness measurements. First, we obtain mass distribution directly from the rotation measurements and the distribution of gas. Next, based on the surface brightness measurements we determine *local* mass-to-light ratios, which then can be drawn as a function of galactocentric radial distance.

It is the feature of the global disk model that the profile of local mass-to-light ratio is sensitive to the accuracy in determining the rotation curve. A small variation in the rotational velocity can lead to significant reduction in the mass-to-light ratio at the galaxy outskirts. On the other hand, it is known (Battaner et al. 1992, 2008) that magnetic fields in the same region can largely influence rotation field of gas. More importantly, as concluded in (Battaner et al. 1992), the flatness of rotation curves for outer parts of disks of spiral galaxies could be merely the result of interstellar magnetic fields. As we will see, including also the magnetic fields can help to reduce the usually high value of the local mass-to-light ratio at the disk "rim".

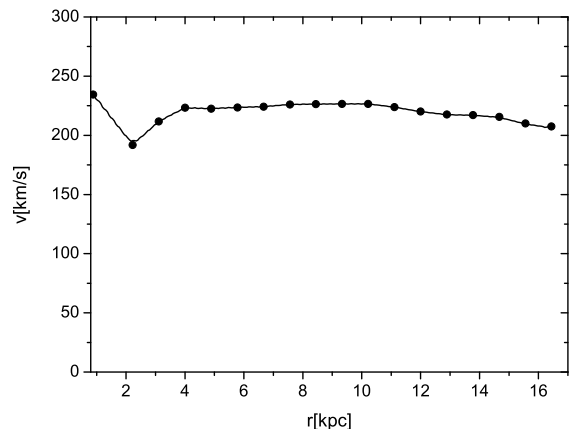
As concerns galaxy NGC 891, there is also some peculiarity in the behaviour of the vertical gradient of rotation. The gradient vanishes in the S-W arm. We test our hypothesis that this vanishing

can be due to the presence of relatively intense magnetic fields of a dozen or so  $\mu\text{G}$ .

The final conclusion of this paper is that our results are consistent with the predictions of Fraternali, Sancisi & Kampuis (2011) that there is no dark matter within 15 kpc. Furthermore, non-baryonic dark matter can be absent also at larger radii, on account that high local mass-to-light ratios (often associated with the presence of dark matter) can be reduced to reasonably small values merely by taking into account the interaction of gas with magnetic fields. We come to this observation by applying a simplified model. It seems that the nontrivial task of rigorously taking into account the galactic magnetic fields might turn out important for our understanding of galactic dynamics.

## 2 MODELING OF THE VERTICAL GRADIENT OF ROTATION

We reconstruct the substitute surface mass density in the global disk model based on the rotation curve (Fraternali, Sancisi & Kampuis 2011) shown in fig.1, and the measured surface mass density of



**Figure 1.** Rotation curve of spiral galaxy NGC 891. The full circles stand for the measurement points taken from (Fraternali, Sancisi & Kampuis 2011) and the line is the model rotation curve obtained in the global disk model.

neutral hydrogen (Oosterloo, Fraternali & Sancisi 2007) multiplied by a factor of 4/3 to account for the presence of helium. The relation between the rotation curve and the surface mass density in disk model is given by the principal value (V.p.) integral<sup>1</sup>

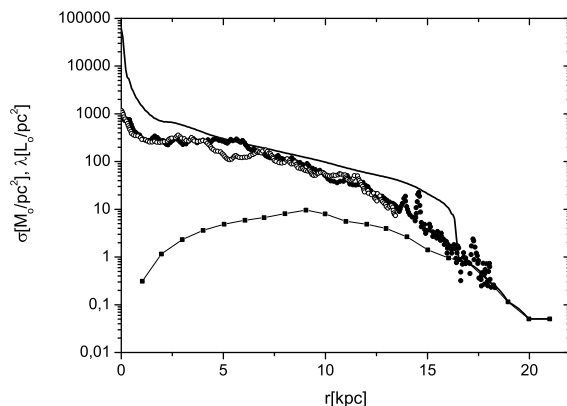
$$\sigma(r) = \frac{1}{\pi^2 G} V.p. \left[ \int_0^r v_c^2(\chi) \left( \frac{\mathbf{K}\left(\frac{\chi}{r}\right)}{r\chi} - \frac{r}{\chi} \frac{\mathbf{E}\left(\frac{\chi}{r}\right)}{r^2 - \chi^2} \right) d\chi + \dots \right]$$

<sup>1</sup>  $\mathbf{E}$  and  $\mathbf{K}$  are complete elliptic integrals of the first and second kind:

$$\mathbf{K}(k) = \int_0^{\pi/2} \frac{d\phi}{\sqrt{1 - k^2 \sin^2 \phi}}, \quad \mathbf{E}(k) = \int_0^{\pi/2} \sqrt{1 - k^2 \sin^2 \phi} d\phi.$$

$$\dots + \int_r^\infty v_c^2(\chi) \frac{\mathbf{E}\left(\frac{r}{\chi}\right)}{\chi^2 - r^2} d\chi \Big]. \quad (1)$$

It is important to remember, that when the rotation data are cut off, so is also the integration region, the result of integration contains a boundary term that can differ from another integral with the derivative of  $v_c^2$  and given e.g. in (Binney & Tremaine 1987). Both integrals are equivalent provided they are not cut off. After formal cutting off the integration, they give different results due to the singularities in the integral kernel. However, the difference is not important for radii out to 60% of the cutoff radius (Bratek, Jałocha & Kutschera 2008a). This shows that using disk model must be done with due care, since the result depends on what is assumed about rotation curve beyond the cutoff radius. The integration should not be merely cut off. To minimize the uncertainty, we find the surface density iteratively, using the method similar to that described in (Jałocha, Bratek & Kutschera 2008b). The result is shown in fig.2 together with the surface density of neutral hydrogen multiplied by a factor of 4/3, separately in N-E and S-W quadrants.



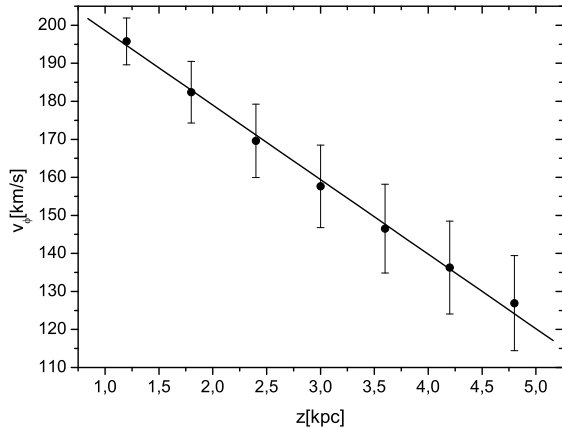
**Figure 2.** Surface mass density in global disk model calculated based on the rotation curve taken from (Fraternali, Sancisi & Kampuis 2011) [solid line]; the surface brightness in filter  $3.6\mu\text{m}$  taken from (Fraternali, Sancisi & Kampuis 2011) shown separately for N-E quadrant [full circles] and for S-W quadrant [open circles]; the surface density of HI+He based on (Oosterloo, Fraternali & Sancisi 2007) [full squares joined].

In the quasi-circular orbit approximation the rotational velocity close to the midplane is given by

$$v_\phi^2(r, z) = \int_0^\infty \frac{2G\sigma(\chi)\chi d\chi}{\sqrt{(r+\chi)^2 + z^2}} \left( \mathbf{K}(k) - \frac{\chi^2 - r^2 + z^2}{(r-\chi)^2 + z^2} \mathbf{E}(k) \right),$$

$$0 \leq k = \sqrt{\frac{4r\chi}{(r+\chi)^2 + z^2}} < 1. \quad (2)$$

This relation allows to determine the vertical gradient of azimuthal velocity,  $\partial_z v_\phi$ . In practice it can be calculated in two ways, similarly as it was done in (Jałocha et al. 2010). In the method I we calculate  $v_\phi$  for an array of points  $(r_i, z_j)$ . Then for each  $z_j$  we find an average over all  $r_i$  in the specified range of  $r$ . The result is shown in fig.3. The error bars represent a standard deviation. With the use of



**Figure 3.** The azimuthal component of rotation as a function of the vertical distance from the mid-plane. The points represent the velocity values averaged over the interval  $r \in (4.02, 7.03)$  kpc, the bars show a standard deviation in that interval.

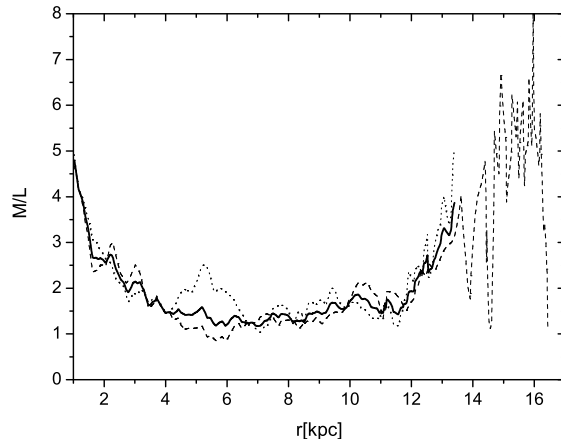
a linear fit the gradient estimate is found to be  $-19.6 \pm 2.9 \left[ \frac{\text{km}}{\text{s} \cdot \text{kpc}} \right]$ . In the method II gradients are found separately for every  $r_i$  with the use of a linear fit. Next, the mean value of the gradients and uncertainty defined as one standard deviation. In that case the gradient estimate is  $-19.16 \pm 1.75 \left[ \frac{\text{km}}{\text{s} \cdot \text{kpc}} \right]$ . To compare with, we remind the previous result with another rotation curve:  $-19.9 \pm 3 \left[ \frac{\text{km}}{\text{s} \cdot \text{kpc}} \right]$  and  $-19.5 \pm 1.7 \left[ \frac{\text{km}}{\text{s} \cdot \text{kpc}} \right]$ , respectively (Jalocha et al. 2010). The result is only slightly changed, which was to be expected on account that both rotation curves are similar in the region of interest. This change is insignificant within uncertainties.

It is worth to stress that this is the feature of disc model to give high gradient values. Moreover, our result shows that the azimuthal velocity is a linear function of  $z$ , and the relatively small standard deviation in method II shows that the gradient is weakly dependent on the radial variable. These characteristics are consistent with measurements.

### 3 THE PROFILE OF LOCAL MASS-TO-LIGHT RATIO

The profile of local mass-to-light ratio for NGC 891 is shown in fig.4, separately for N-E and S-W arms (together with the averaged profile). To obtain it we used the  $3.6\mu\text{m}$  surface brightness profile of NGC 891 published in (Fraternali, Sancisi & Kampuis 2011), corrected for the inclination of  $88^\circ$  (LEDA), and the surface mass density found in the previous section after subtracting the contribution from neutral hydrogen and helium (nonluminous in the  $3.6\mu\text{m}$  filter). The local mass-to-light ratio is 5 in the central region (outside 1 kpc where the rotation and hydrogen data are available), then it falls off rapidly to 1 – 2 for  $r \in (3, 12)$  kpc and finally it raises to a value above 4 at  $r = 13.4$  kpc. For large radii the surface brightness is known only for N-E quadrant. The brightness measurement is not very accurate, shows large spread making the local mass-to-light ratio oscillating rapidly between 1 and 8.

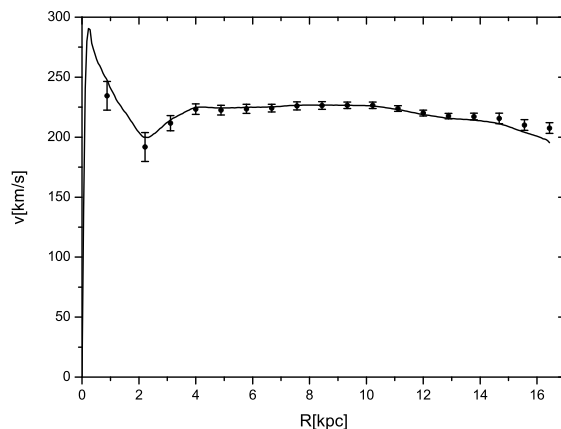
What conclusions can be drawn? First, the high inclination angle almost certainly makes the surface brightness profile underestimated (extinction processes can be decisive). Additionally, there is molecular hydrogen and other gas present not accounted for; if they were, the local mass-to-light ratio would decrease even more. Tak-



**Figure 4.** The profile of local mass-to-light ratio (without HI+He). Quadrant N-E [dashed line]; quadrant S-W [dotted line]; the mean value [solid line].

ing this into account, and also that the ratio is low in the most part of the galaxy, we see there is no need for introducing non-baryonic dark matter. The rapid increase in the local light-to-mass ratio profile in the outermost region of rotation curve is also not worrying – for large radii in the N-E quadrant the average local mass-to-light ratio is above 5, not greater than in the central region.

We stress, that for large radii the local mass-to-light ratio is sensitive even to very small variations in the rotation curve. To show this, we slightly change the rotation curve by decreasing it in outer regions, but not much, so that, except for a single point, the profile agrees with measurements within error limits, see fig.5. Even such a small change can significantly decrease the profile of

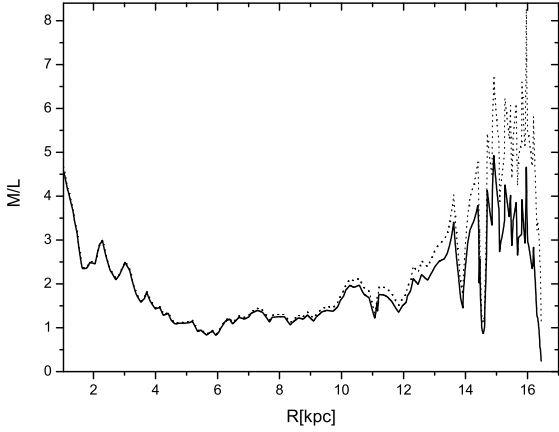


**Figure 5.** A small modification of rotation velocities [solid line]. Points with error bars were taken from (Fraternali, Sancisi & Kampuis 2011).

local mass-to-light ratio, see fig.6.

#### 3.1 The role of magnetic fields

As we will see below, despite the presence of ionized gas above the galactic plane, the influence of magnetic fields with intensity of



**Figure 6.** A change in the profile of local mass-to-light ratio caused by a small modification of rotation [solid line], compared with the original profile of local mass-to-light ratio. Here, only N-E quadrant is considered.

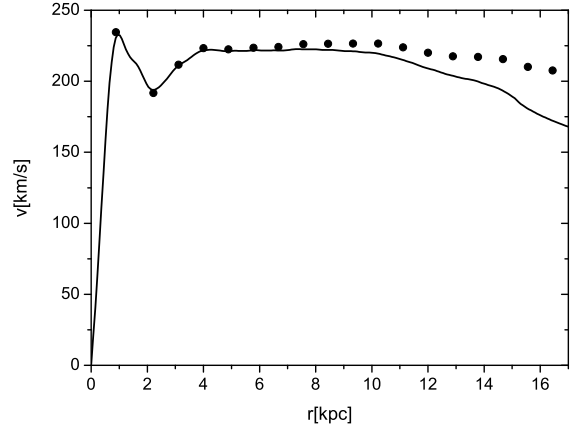
a few  $\mu\text{G}$  can be ignored in the central region where the motion of gas is dominated by gravity. In particular, such small magnetic fields should not play any role in the vertical gradient of rotation for NGC 891 measured in the range  $r \in (4.02, 7.03)$  kpc. Therefore, we expect our gradient model to work well in this region, accounting satisfactorily for gradient measurements. At larger radii, however, the situation is different and including the magnetic fields can be essential.

We have seen that the profile of local mass-to-light ratio at galaxy outskirts is strongly dependent on variations in the rotation curve. On the other hand, rotation curve in this region is determined based on measurements of gaseous mass components (hydrogen) mainly. If the gas is at least partially ionized, its motion will be influenced by magnetic fields (Battaner et al. 1992). This effect is especially prominent at large radii (Battaner et al. 2008). For a galaxy with a typical mass of about  $10^{11} M_{\odot}$ , already at the distance of 10 kpc the influence of magnetic fields can be significant compared to gravitational forces (Kutschera & Jalocha 2004). In what follows we will estimate, whether taking this magnetic effect into account can affect the local mass-to-light ratio determination.

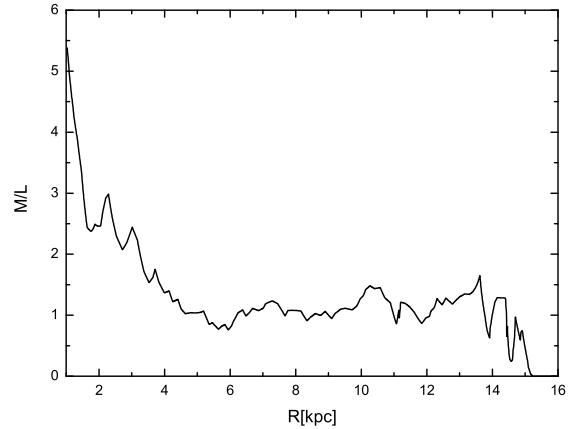
Consider an example rotation curve which agrees with the rotation curve of NGC 891 everywhere except for larger radii, where we assume the rotation to be slower than observed, see fig.7. The resulting surface mass density is such, that the predicted profile of local mass-to-light ratio is a non-increasing function of radius (see fig.8), in contrast to the situation shown in fig.4 with the original rotation curve. Now, let us calculate, how strong the magnetic field should be to cause such change in rotation curve. The starting point are stationary pressureless and viscous-less Navier-Stokes equations:

$$(\vec{v} \circ \vec{\nabla})\vec{v} = -\vec{\nabla}\Phi + \frac{1}{4\pi\varrho}(\vec{\nabla} \times \vec{B}) \times \vec{B}. \quad (3)$$

We assume that the large-scale magnetic field  $\vec{B}$  is given. As to mass density  $\rho$  in this equation, we assume it is numerically equal to  $m_p n_e$  where  $n_e$  is the number density of electrons and  $m_p$  is the proton mass. Close to the disk, assuming the velocity field of the form  $v_{\varphi}(r)\vec{e}_{\varphi}$ , and magnetic field of the form  $B_{\varphi}(r)\vec{e}_{\varphi} + B_z(r)\vec{e}_z$ , the radial component of these equations gives:



**Figure 7.** The measured rotation curve (Fraternali, Sancisi & Kampuis 2011) [circles] and rotation velocities lowered so that the local mass-to-light ratio will be a non-increasing function of galactocentric distance [solid line]



**Figure 8.** A non-increasing profile of local mass-to-light ratio corresponding to a rotation curve suitably changed for large radii as shown in fig.7.

$$-\frac{V_{\varphi}^2(r)}{r} = -\Phi_{,r} - \frac{(r^2 B_{\varphi}^2(r))_{,r}}{8\pi r^2 \rho} - \frac{(B_z^2(r))_{,r}}{8\pi \rho},$$

and the other components are identically satisfied. Introducing notation,  $V_{\varphi}^2 = v_{\varphi}^2 + (\delta v_{\varphi})^2$  and denoting by  $v_{\varphi}^2$  the contribution from the gravitational field, we have:

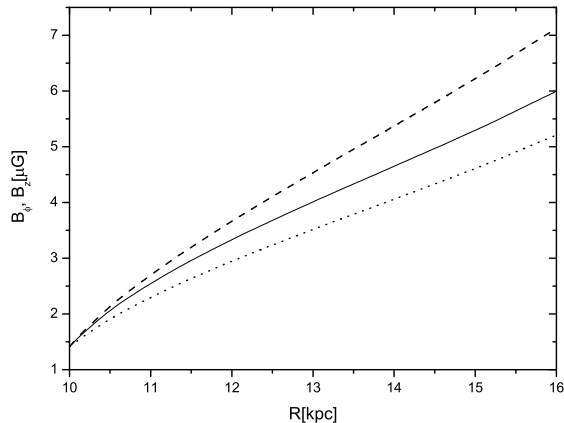
$$\frac{(\delta v_{\varphi}(r))^2}{r} = \frac{(r^2 B_{\varphi}^2(r))_{,r}}{8\pi r^2 \rho} + \frac{(B_z^2(r))_{,r}}{8\pi \rho}.$$

Here  $(\delta v_{\varphi})^2$  is the contribution to the rotational velocity due to the magnetic field. First, consider the case of azimuthal field ( $B_z = 0$ ). Then, the required magnetic field to account for  $(\delta v_{\varphi})^2$  would be:

$$B_{\varphi}(r) = \frac{1}{r} \sqrt{(r_1)^2 (B_{\varphi}(r_1))^2 + 8\pi \rho \int_{r_1}^r (\delta v_{\varphi}(\xi))^2 \xi d\xi}. \quad (4)$$

The result of numerical integration of equation 4 is shown in fig.9.

It can be seen, that magnetic field of the order of few  $\mu\text{G}$  suffices



**Figure 9.** Magnetic field needed for lowering the rotation so that to make the profile of local mass-to-light ratio a non-increasing function of the galactocentric distance. From top to bottom: the vertical component of magnetic field  $B_z$  for  $n_e = 0.04 \text{ cm}^{-3}$ , the azimuthal component  $B_\phi$  for  $n_e = 0.04 \text{ cm}^{-3}$ , and the azimuthal component  $B_\phi$  for  $n_e = 0.03 \text{ cm}^{-3}$ . All values were obtained assuming fully ionized hydrogen, HII.

to produce the required difference in velocities, assuming fully-ionized gas at typical densities given in (Allen & Sukumar 1991; Rand & Kulkarni 1990). With a lower density, even weaker magnetic field would suffice to account for this effect (with partial ionization the field should be correspondingly larger). A similar calculation can be repeated assuming purely vertical magnetic field with  $B_z$  being a function of the radial variable only. In that case equation (3) simplifies to

$$(\delta v_\varphi)^2 = \frac{r}{4\pi\rho} B_z \frac{\partial}{\partial r} (B_z) \quad (5)$$

with the solution

$$B_z(r) = \sqrt{(B_z(r_1))^2 + 8\pi\rho \int_{r_1}^r (\delta v_\varphi(\xi))^2 \frac{1}{\xi} d\xi}. \quad (6)$$

The result of numerical integration is presented in fig.9. Similarly to the previous case, the field is of the order of several  $\mu\text{G}$ . In the galaxy NGC 891 there is indeed a large-scale magnetic field present of the order of few  $\mu\text{G}$  (both in the disk and above it) (Allen & Sukumar 1991; Dumke et al. 1995; Hummel et al. 1991).

It is worth noting, that magnetic field that decreases with radius can also spin up rotation provided that the falloff in the field intensity is not too steep (Battaner et al. 2008). In the case of partial ionization, a stronger field than shown in fig.9 would be needed. The values obtained above can be regarded as the lower bound for the magnetic field required to reduce the profile of local mass-to-light ratio. It should be remembered also that the influence of magnetic field is strongly dependent on the gas density, thus, with a decreasing gas density (as observed) the magnetic field required for flattening the mass-to-light ratio profile could be weaker.

The situation considered above serves as a toy model, illustrating the fact that the presence of magnetic fields with intensity of few  $\mu\text{G}$  cannot be simply ignored, as it has significant impact on the motion of (even only partially) ionized gas. Not accounting

for this effect may lead to over estimation of the profile of local mass-to-light ratio.

#### 4 THE VERTICAL GRADIENT OF ROTATION AND MAGNETIC FIELD

Recently, we have applied our gradient estimation method to 6 galaxies with available measurements of vertical gradient of rotation (Jalocha et al. 2010; Jalocha et al. 2011). We found our predictions of the gradient value to agree within error bars with measurements. This agreement was reached without taking into account the influence of magnetic fields. It is so because the gradient was measured only at small distances from galactic centers (eg. 4 – 7 kpc for NGC 891 or 3 – 8 kpc for Milky Way). As will become evident later, and as follows from a simple estimation made in (Kutschera & Jalocha 2004), magnetic fields with typical intensity of several  $\mu\text{G}$  are too weak, compared with gravitational influence, to have a noticeable effect. For gradient measurements at low altitudes above the disk plane (like for Milky Way), the influence of magnetic fields can be neglected with greater certainty when gas density decreases with the altitude above the galactic plane. In section 2 we had such agreement with gradient measurements for galaxy NGC 891 in the N-E quadrant.

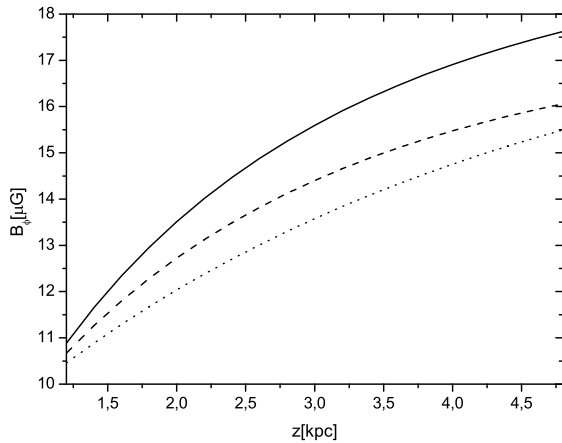
There can be also stronger magnetic fields present in galaxies, of the order of a dozen or so  $\mu\text{G}$  (Battaner et al. 2008). Such strong field can be decisive for the motion of ionized gas, in particular gas of low density. The gradient is not observed in the S-W arm of NGC 891. Could magnetic field be responsible for this anomaly, reducing the gradient to zero? To answer this question we again employ Navier-Stokes equation (3). For simplicity, we can assume a purely azimuthal magnetic field that depends on variable  $z$  only. Then:

$$\tilde{v}_\phi^2(r, z) = -r\partial_r\Phi(r, z) + \frac{B_\phi^2(z)}{4\pi\rho}, \quad -r\partial_r\Phi(r, z) = v_\phi^2(r, z),$$

where  $\tilde{v}_\phi^2(r, z)$  is the rotation velocity observed above the disk, and  $v_\phi^2(r, z)$  is the rotation velocity one would expect in the absence of magnetic field. A constant gradient value is observed above the mid-plane, starting from  $z_a = 1 \text{ kpc}$ . Hence,  $\tilde{v}_\phi^2(r, z) = \tilde{v}_\phi^2(r, z_a)$  for  $z > z_a$ . This gives us

$$B_\phi^2 = B_\phi^2(z_a) + 4\pi\rho (v_\phi^2(r, z_a) - v_\phi^2(r, z)).$$

In fact, the obtained  $B_\phi$  is also a function of  $r$ ; however, it is weakly dependent on  $r$  compared to the changes associated with variable  $z$ . Hence, the result for  $B_\phi$  can be still regarded consistent with the earlier assumption that  $\partial_r B_\phi = 0$ . The behaviour of  $B_\phi$  is shown in fig.10. It can be seen, that to reduce the gradient of rotation in the region  $r \in (4, 7) \text{ kpc}$ , a magnetic field with intensity of a dozen or so  $\mu\text{G}$  would suffice, provided full ionization. The required value of magnetic field depends on the gas density. The fact that the density decreases with the altitude above the disk helps to reduce the field. At the same time, partial ionization requires a stronger field. Therefore, the values shown in fig.10 present the lower bound for magnetic field. Remembering this, we can conclude that the field of a dozen or so  $\mu\text{G}$  can have effect on the gradient and, if there was such a field in S-W arm of NGC 891 present, it could be used as a possible explanation for the anomalous gradient. And there is indeed a certain field asymmetry observed: "in the south-western part of NGC 891 the polarization percentage is between 20 and 30%, implying very well ordered B-field" (Hummel et al. 1991). If the asymmetry applies also to the field intensity, then we would



**Figure 10.** Magnetic field required to cancel the vertical gradient. From top to down: component  $B_\phi$  for  $n_e = 0.04 \text{ cm}^{-3}$  at  $r = 4 \text{ kpc}$ ; component  $B_\phi$  for  $n_e = 0.03 \text{ cm}^{-3}$  at  $r = 4 \text{ kpc}$ ; and component  $B_\phi$  for  $n_e = 0.03 \text{ cm}^{-3}$  at  $r = 7 \text{ kpc}$ . All calculations assumed fully ionized hydrogen, HII.

have a strong premiss to account this magnetic effect for the gradient asymmetry.

## 5 SUMMARY

From the presented argumentation it follows that galaxy NGC 891 is a disk-like object without dominant massive non-baryonic dark matter halo. Two facts support this statement. First, the vertical gradient values of the azimuthal velocity calculated in the framework of disc model are high, consistent with the measurements. Second, the obtained profile of local mass-to-light ratio is low. Although the ratio rises for larger radii, its behaviour, as we have shown, is sensitive to small variations in rotational velocities. To illustrate this, we reduce rotation by a small amount (allowed by measurement errors). Moreover, the ratio profile may be overestimated by omitting such factors as the presence of other than HI gases or the influence of magnetic fields.

We have shown that magnetic fields of several  $\mu\text{G}$  (typical for spiral galaxies) can have effect on the rotation of gas, provided it is at least partially ionized, and that the gas is present sufficiently far from the galactic centre. This suggests, that magnetic fields can influence the profile of local mass-to-light ratio in the outermost region. Magnetic fields of this intensity will not affect the vertical gradient behaviour, when it is measured at moderate distances of several kpc from the centre (as it is the case for NGC 891). In this region gravitation is dominating.

Our gradient modeling works well in accounting for measurements in the N-E quadrant. As to the S-W quadrant, the absence of gradient could be associated with the presence of stronger magnetic fields, with intensity of a dozen or so  $\mu\text{G}$ . If such asymmetry occurs for a galaxy, one can hypothesize it is due to some asymmetry in the intensity or configuration of the large-scale magnetic field. Based on the research in (Hummel et al. 1991; Allen & Sukumar 1991) it seems there is such an asymmetry in NGC 891. We stress that our considerations concerning magnetic fields are illustrative in character. The influence of magnetic fields on the motion of matter depends on the field intensity, its configuration, depends on the

gas ionization degree and gas density. On the one hand, accurate determination of these factors is not possible, on the other hand, the influence of magnetic fields on galaxy rotation cannot be ignored.

In galaxy NGC 891 not only "there are no visible effects of dark matter out to 15 kpc" (Fraternali, Sancisi & Kampuis 2011), but most probably there is also no massive non-baryonic dark matter halo, though we cannot rule out its presence completely.

## REFERENCES

- Allen R.J., Sukumar S., 1991 IAUS 144 287A  
 Battaner E., Garrido J.L., Membrado M., Florido E., 1992 Nature 360, 652  
 Battaner, E.; Florido, E.; Guijarro, A.; Rubino-Martn, J. A.; Ruz-Granados, A. Z. 2008 LNEA....3...83B  
 Barbieri, C. V.; Fraternali, F.; Oosterloo, T.; Bertin, G.; Boomsma, R.; Sancisi, R 2005 A&A 439 947B  
 Binney, J., Tremaine, S. *Galactic Dynamics*, Princeton Univ. Press, Princeton 1987  
 Bratek Ł., Jałocha J., Kutschera M., 2008a, MNRAS, 391, 1373  
 Dumke, M., Krause, M., Wielebinski, R., & Klein, U. 1995, A&A, 302, 691  
 Fraternali, Filippo; van Moorsel, Gustaaf; Sancisi, Renzo; Oosterloo, Tom 2002 AJ 123.3124F  
 Fraternali, Filippo IAUS 2009 254 255F  
 Fraternali F., Sancisi R., Kampuis P., 2011 *A&A*...531A..64F  
 Heald G. H., Rand R. J, Benjamin R. A. & Bershady, M. A. 2006, ApJ, 647, 1018  
 Heald, George H.; Rand, Richard J.; Benjamin, Robert A.; Bershady, Matthew A. 2007 ApJ 663 933H  
 Hummel, E., Dahlem, M., van der Hulst, J. M., & Sukumar, S. 1991, A&A, 246, 10  
 Jałocha J., Bratek Ł., Kutschera M., 2008b, ApJ, 679, 373  
 Jałocha J., Bratek Ł., Kutschera M., Skindzier P., 2010 MNRAS.407.1689J  
 Jałocha, J., Bratek, Ł., Kutschera, M., & Skindzier, P. 2011, MNRAS, 412, 331  
 Kamphuis P., Peletier R.F., Dettmar R.-J., Hulst J.M. van der, Kruit P.C. van der and Allen R.J., 2007 *A&A*...468..951K  
 Kutschera M., Jalocho J., : 2004 AcPPB..35.2493K  
 Oosterloo T., Fraternali F. & Sancisi, R. 2007, AJ, 134, 1019  
 Rand R.J., Kulkarni S.R., 1990 AJ 352 L1-L4  
 Sofue Y., Tutui Y., Honma M., Tomita A., Takamiya T., Koda J., Takeda Y., 1999, ApJ, 523, 136