

IrOnIc: How to Consider Hundreds of Millions of Iron-Group Lines in NLTE Model-Atmosphere Calculations

Ellen Ringat

Institute for Astronomy and Astrophysics, Kepler Center for Astro and Particle Physics, Eberhard Karls University, Sand 1, D-72076 Tübingen, Germany
email: gavo@listserv.uni-tuebingen.de

Abstract. Iron-group elements have a very high number of atomic levels and an overwhelming number of spectral lines. No NLTE model-atmosphere code can cope with these in a classical way. A statistical approach was developed over the last decade to decrease the number of levels and lines to a manageable amount. The Iron Opacity and Interface (*IrOnIc*) calculates sampled cross-sections and model-atom files as input for model-atmosphere computations. *IrOnIc* is presently transferred into a parallelized code to reduce the calculation time to a reasonable value. It will be accessible by the public as a service of the German Astrophysical Virtual Observatory.

1. Stellar Model-Atmospheres and Statistical Treatment of Iron-Group Lines

Stellar model-atmosphere codes generally solve the radiation-transfer equation together with constraint equations like e.g. hydrostatic and radiative equilibrium. Each of these determines a distinct quantity. E.g. the effective temperature T_{eff} is obtained by solving the radiative equilibrium. For NLTE codes, the Saha-Boltzmann equation is replaced by the rate equations which leads to a set of coupled, highly non-linear equations.

A stellar model-atmosphere calculation needs to consider metal-line blanketing to create reliable models. Iron-group elements (here Ca-Ni) are very important because they have hundreds of thousands of atomic levels and hundreds of millions of respective line transitions. Due to their partly filled 3d and 4s atomic sub-shells, the levels of iron-group elements are located in very narrow energy range and, thus, they can be seen as a quasi-continuum.

With classical model atoms (Rauch & Deetjen 2003) for the iron-group elements, the numerical capability even of state-of-the-art NLTE codes like the Tübingen NLTE Model-Atmosphere Package (*TMAP*¹, Werner et al. 2003) is exceeded by far. *TMAP* has been developed since the 1980s and is well established (e.g. Rauch et al. 2007; Wassermann et al. 2010). It is suitable for hot, compact objects with $20\,000\text{ K} \leq T_{\text{eff}} \leq 200\,000\text{ K}$, and surface gravities $4 \leq \log g \leq 9$. It can consider opacities from hydrogen to nickel (Rauch 2003). For the iron-group elements, a statistical treatment enables a consideration of an unlimited number of line transitions.

In order to reduce the quantity of levels and lines for the stellar atmosphere code without losing opacity, *IrOnIc* has been developed since the late 1990s. The basic

¹<http://astro.uni-tuebingen.de/~TMAP>

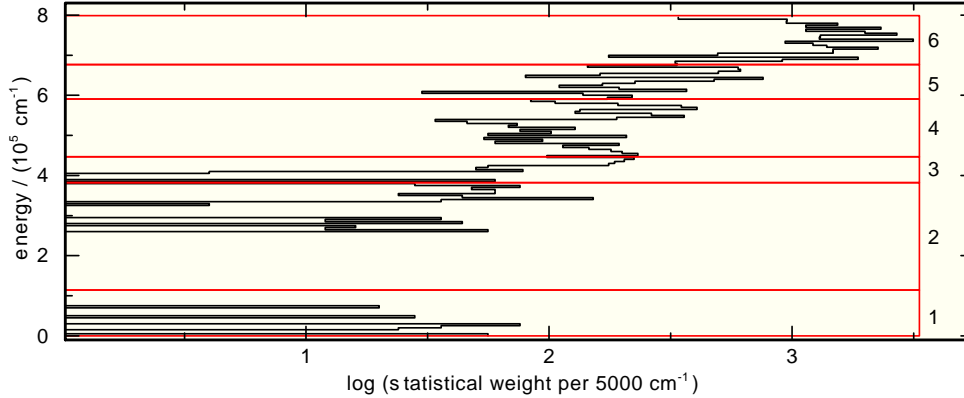


Figure 1. Band structure for Fe VI. The superlevel number is given on the right.

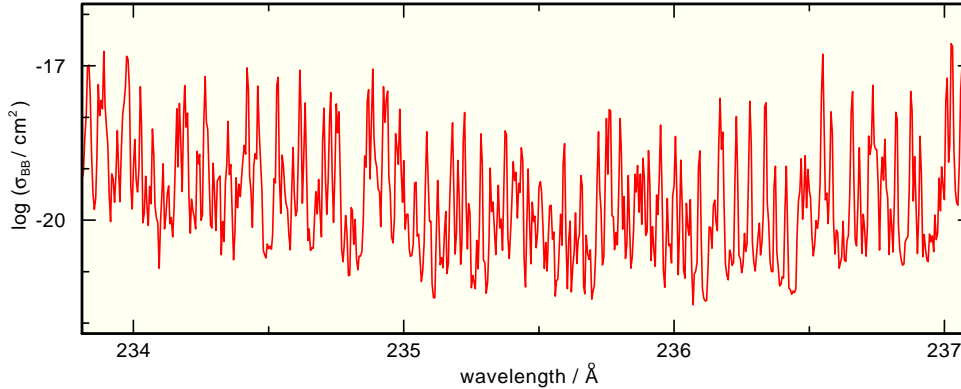


Figure 2. Detail of a bound-bound cross-section of Fe VI (band 2 to 6, cf. Fig. 1).

idea of this code was presented by Anderson (1985, 1989) and adopted for *TMAP* by Dreizler & Werner (1992, 1993). It combines all atomic levels of an ion into a few so-called superlevels. E.g. 24112 levels of Fe VI are combined into six superlevels (Fig. 1). All levels within one superlevel are in LTE relation and contribute to its energy and statistical weight. The superlevels are treated by *TMAP* in NLTE. Transitions between these superlevels as well as transitions within the bands are allowed. They are calculated with an opacity-sampling technique. In this way, every transition is represented with its correct strength and position (Fig. 2). Source of the atomic data are e.g. Kurucz' line lists (Kurucz 2009) and the Opacity Project (Seaton et al. 1994).

2. The *IrOnIc* Project

Presently, the calculation of cross-sections with *IrOnIc* needs about one to three days. As the user cannot start the model-atmosphere calculation until the *IrOnIc* run is performed, a new, faster version of this code, using MPI as well as GPU techniques, is

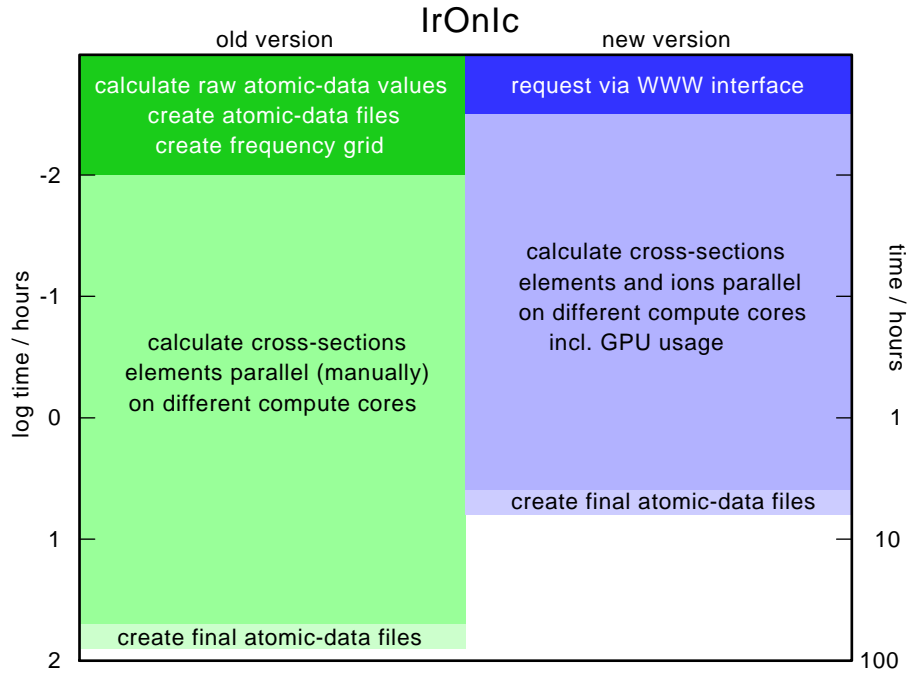


Figure 3. Scheme of the old (left) and new (right) *IrOnIc* versions.

developed. This happens within the framework of a German Astrophysical Virtual Observatory (GAVO²) project.

To speed-up the code, three main approaches will be implemented:

1. With the old *IrOnIc* version, the user has to perform three runs to get the atomic data file and cross-sections (Fig. 3). The new version will be controlled via a web interface. The user only has to enter the requested parameters and gets an email notification with a wget command to retrieve cross-sections, atomic data, and frequency file.
2. The new *IrOnIc* version will use a fixed, fine frequency grid. The cross-sections are later interpolated by the model-atmosphere code to the frequency grid of the actual calculation. This avoids a complete *IrOnIc* recalculation in case that the frequency grid is changed when e.g. new atoms are taken into account.
3. The code itself will be transferred into a parallel code. The elements as well as their ions will run in parallel with MPI parallelization. The bottleneck of the calculations are the millions of theoretical line profiles (approximated by Voigt profiles). Their calculation presently consumes nearly 90% of the total calculation time. We tested different Voigt function algorithms and got variations up to a factor of ten. Performing these calculations on a GPU gives a speed-up of a factor ≈ 40 for the line-profile calculation.

In summary, a new, faster version of the *IrOnIc* code to calculate sampled cross-sections and model atoms for iron-group elements is written. As this happens within a GAVO project, the service will be available to the community. Speed-up will be

²<http://g-vo.org/>

GAVO
GERMAN ASTROPHYSICAL VIRTUAL OBSERVATORY

German Astrophysical Virtual Observatory
IrOnIc WWW Interface

Home
About GAVO
Getting Started
GAVO Data Center
Documents
Internal

Search

Log in

Sponsored by
Federal Ministry of Education and Research

Member of the International Virtual Observatory Alliance

IrOnIc Request

Please specify chemical species, line temperature, ionization stages, relative abundances (in mass fraction, preset values are solar) as well as your e-mail address. According to your input, *IrOnIc* will calculate bound-bound and bound-free absorption cross-sections based on Kurucz's data.

Once calculated, you will receive a note via your e-mail address for a wget of your data.

Personal Information

Last Name
First Name
Institute
E-mail

Frequency Grid

This *IrOnIc* calculation requires a frequency grid (ASCII) in *TMAP* format.

Line Temperature

$T_{\text{line}} / \text{K}$

Before submitting, please verify the data you have filled in this form. If your e-mail address is invalid, no further information can be sent to you.

Iron-Group Elements

The model atoms for the iron-group elements can individually be constructed for a single species or for a group of elements combined in a so-called generic model atom.

Ionization Stages

lowest highest

Elements

species	abundance	model atom	Kurucz lines
Ca	6.415E-05	individual	LIN
Sc	4.648E-08	individual	LIN
Ti	3.121E-06	individual	LIN
V	3.172E-07	individual	LIN
Cr	1.660E-05	individual	LIN
Mn	1.062E-05	individual	LIN
Fe	1.292E-03	individual	LIN
Co	4.213E-06	individual	LIN
Ni	7.126E-05	individual	LIN

Please do not hesitate to [contact us](#) in case of any question. This is a test template only - there will be no action following your request.

Figure 4. The new *IrOnIc* web interface (presently a test version only).

achieved through parallelization and restructuring. The new version is estimated to be a factor of about 20 faster. This reduces the waiting time until the stellar model-atmosphere calculation can start to a value of a few hours instead of days. In addition, a web interface (Fig. 4) is created to ensure easy control and accessibility, and to provide the data in *VO*-compliant format. In this way, any model-atmosphere codes can benefit.

Acknowledgments. ER is supported by the Federal Ministry of Education and Research (BMBF) under grant 05A11VTB.

References

- Anderson, L. S. 1985, *ApJ*, 298, 848
 Anderson, L. S. 1989, *ApJ*, 339, 558
 Dreizler, S. & Werner, K. 1992, in *The Atmospheres of Early-Type Stars*, edited by Heber, U., & Jeffery, C. S., LNP, Berlin, Springer Verlag, 401, 436
 Dreizler, S. & Werner, K. 1993, *A&A*, 278, 199
 Kurucz, R. 2009, *AIP-CS*, 1171, 43
 Rauch, T. 2003, *A&A*, 403, 709
 Rauch, T. & Deetjen, J. L. 2003, in *Stellar Atmosphere Modeling*, edited by I. Hubeny, D. Mihalas, & K. Werner, *ASP-CS*, 288, 103
 Rauch, T., Ziegler, M., Werner, K., Kruk, et al. 2007, *A&A*, 470, 317
 Seaton, M. J., Yan, Y., Mihalas, D., & Pradhan, A. K. 1994, *MNRAS*, 266, 805
 Wassermann, D., Werner, K., Rauch, T. & Kruk, J. W. 2010, *A&A*, 524, A9
 Werner, K., Deetjen, J. L., Dreizler, S., et al. 2003, in *Stellar Atmosphere Modeling*, edited by I. Hubeny, D. Mihalas, & K. Werner, *ASP-CS*, 288, 31