

# On the size of direct CP violation in singly Cabibbo-suppressed $D$ decays

Joachim Brod,<sup>1,\*</sup> Alexander L. Kagan,<sup>1,†</sup> and Jure Zupan<sup>1,‡</sup>

<sup>1</sup>*Department of Physics, University of Cincinnati, Cincinnati, Ohio 45221, USA*

The first experimental evidence for direct CP violation in charm-quark decays has recently been presented by the LHCb collaboration in the difference between the  $D \rightarrow K^+K^-$  and  $D \rightarrow \pi^+\pi^-$  time-integrated CP asymmetries. We estimate the size of the effects that can be expected within the Standard Model and find that at leading order in  $1/m_c$  they are an order of magnitude smaller. However, tree-level annihilation type amplitudes are known to be large experimentally. This implies that certain formally  $1/m_c$  suppressed penguin amplitudes could plausibly account for the LHCb measurement.

**Introduction.** The LHCb collaboration has recently announced a measurement of the difference between the time-integrated CP asymmetries in two singly Cabibbo suppressed (SCS)  $D$  meson decay modes,  $\mathcal{A}_{CP}(D \rightarrow K^+K^-) - \mathcal{A}_{CP}(D \rightarrow \pi^+\pi^-) = (-0.82 \pm 0.21 \pm 0.11)\%$  [1]. In the SM, CP violation (CPV) in  $D$  decays is commonly expected to be very small. It has often been stated that “a measurement of CP violation in  $D$  decays would be a signal of new physics”. If this statement holds under further scrutiny, the LHCb measurement may well be the first evidence for new physics (NP) at the LHC. The measurement can be identified, to excellent approximation, with the difference between the two direct CP asymmetries

$$\Delta\mathcal{A}_{CP} \equiv \mathcal{A}_{K^+K^-}^{\text{dir}} - \mathcal{A}_{\pi^+\pi^-}^{\text{dir}} \quad (1)$$

(any deviation would be due to indirect CPV and a small difference in the cut on the  $D^0$  proper decay time in the two decays, and is constrained to be  $\lesssim 0.03\%$ ). The new world average for the direct CP asymmetry difference becomes  $\Delta\mathcal{A}_{CP} = (-0.65 \pm 0.18)\%$  [2]. We are therefore motivated to examine the size of direct CPV in the SM.

$D$  meson decays and  $D^0 - \bar{D}^0$  mixing are dominated by contributions from the first two generations of quarks. The role of the third generation is suppressed because of small Cabibbo-Kobayashi-Maskawa (CKM) matrix elements. Thus, all observables are CP conserving to first approximation. More precisely, in the SM CPV in  $D^0 - \bar{D}^0$  mixing only arises at order  $\mathcal{O}(V_{cb}V_{ub}/V_{cs}V_{us}) \sim 10^{-3}$ . Direct CPV in SCS decays is further parametrically suppressed to order  $\mathcal{O}([V_{cb}V_{ub}/V_{cs}V_{us}]\alpha_s/\pi) \sim 10^{-4}$ , since it comes from the interference of the tree and penguin amplitudes. Is it possible that this expectation is badly violated?

To answer this question we utilize information obtained from the measured branching ratios to two pseudoscalars. Our working assumption is that the  $1/m_c$  expansion is badly broken, as indicated by the experimental data, and that there is no chiral enhancement in  $D$

decays to light pseudoscalars, as indicated by the fact that the parameter characterizing helicity flips satisfies  $m_K^2/m_D(m_s + m_q) \approx 1$ . We also employ  $N_c$  counting as an organizing principle when comparing the relative strengths of different amplitudes. In [3] it was argued that large CP asymmetries can be expected in SCS  $D$  decays, while in [4] small CP asymmetries were obtained. We will make use of lessons learned from the wealth of  $D$  decay data that has since become available.

**Preliminaries.** The CP-conjugate decay amplitudes for SCS  $D \rightarrow f$  and  $\bar{D} \rightarrow \bar{f}$  decays in the SM can be written as

$$\begin{aligned} A_f(D \rightarrow f) &= A_f^T[1 + r_f e^{i(\delta_f - \gamma)}], \\ \bar{A}_{\bar{f}}(\bar{D} \rightarrow \bar{f}) &= A_f^T[1 + r_f e^{i(\delta_f + \gamma)}], \end{aligned} \quad (2)$$

where  $A_f^T$  is the dominant tree-level amplitude, taken to be real by convention, and  $r_f$  the relative magnitude of the subleading “penguin” amplitude which carries the CKM weak phase  $\gamma = (67.3_{-3.5}^{+4.2})^\circ$  [6]. The penguin amplitude is CKM suppressed by  $\mathcal{O}(V_{cb}V_{ub}/V_{cs}V_{us})$  compared to the tree-level amplitude and carries the relative strong phase  $\delta_f$ . The direct CP asymmetry is then

$$\mathcal{A}_f^{\text{dir}} \equiv \frac{|A_f|^2 - |\bar{A}_{\bar{f}}|^2}{|A_f|^2 + |\bar{A}_{\bar{f}}|^2} = 2r_f \sin \gamma \sin \delta_f. \quad (3)$$

The challenge in calculating the hadronic matrix elements in  $D$  decays is that the charm-quark mass  $m_c \simeq 1.3$  GeV is close to the nonperturbative QCD scale. The expansion in terms of  $\Lambda_{\text{QCD}}/m_c$  is only anticipated to be indicative of the sizes of various effects. We therefore use the  $1/m_c$  expansion and the perturbative QCD picture solely to gain insight into the size of the enhancement required from nonperturbative physics in order to explain the observed direct CPV. We then search for experimental evidence of such enhancements that may already be present in the data on  $D$  decays.

It is important to note that the data on SCS or Cabibbo favored (CF) decays implies that formally  $1/m_c$ -suppressed tree-level amplitudes are of the same size as, if not larger than the leading power contributions. The tree-level amplitudes, written in  $SU(3)_F$  diagrammatic notation, for  $D^0 \rightarrow K^+K^-$ ,  $\pi^+\pi^-$ , and the CF decay

\*Electronic address:brodjm@ucmail.uc.edu

†Electronic address:kaganalexander@gmail.com

‡Electronic address:jure.zupan@cern.ch; On leave of absence from Josef Stefan Institute and U. of Ljubljana, Ljubljana, Slovenia.

$D^0 \rightarrow K^- \pi^+$  are

$$\begin{aligned} A_{K^+K^-}^T &= V_{cs}^* V_{us} (T_{KK} + E_{KK}), \\ A_{\pi^+\pi^-}^T &= V_{cd}^* V_{ud} (T_{\pi\pi} + E_{\pi\pi}), \\ A_{K^+\pi^-}^T &= V_{cs}^* V_{ud} (T_{K\pi} + E_{K\pi}). \end{aligned} \quad (4)$$

where  $T_f$  are the “color-allowed  $W$ -emission” amplitudes, and  $E_f$  are the “ $W$ -exchange” annihilation amplitudes [7, 8]. Equating the magnitudes of the total tree amplitudes to the measured ones, one has  $A_{K^+K^-}^T \approx 0.8$  keV,  $A_{\pi^+\pi^-}^T \approx 0.5$  keV, and  $A_{K^+\pi^-}^T \approx 2.5$  keV. Another tree-level “ $W$ -exchange” annihilation amplitude, denoted  $A_f$ , enters several other SCS and CF  $D_{(s)} \rightarrow f$  modes, as do the “color-suppressed  $W$ -emission” amplitudes  $C_f$ , see for instance [9].

At leading power and in naive factorization  $T_f$  and  $C_f$  take the familiar form, e.g.,  $T_{\pi\pi} \propto F_{D \rightarrow \pi} f_\pi$ , where  $F_{D \rightarrow \pi}$  and  $f_\pi$  are the form factor and decay constant, respectively. The annihilation amplitudes  $E_f$  and  $A_f$  only receive contributions at subleading order in  $1/m_c$  and are thus formally power corrections. However, the data implies that ( $f = KK, \pi\pi, K\pi$ )

$$E_f \sim T_f \quad \text{and} \quad E_{KK} \sim E_{\pi\pi} \sim E_{K\pi}. \quad (5)$$

The first relation signals the breakdown of the  $1/m_c$  expansion. In [9, 10] this conclusion follows from separate fits to the SCS and CF branching ratios, respectively, assuming  $SU(3)_F$  symmetry in each case (e.g.,  $T_{\pi\pi} = T_{KK}$ ). Large relative strong phases are also seen. Although the detailed numerical results are subject to large uncertainties due to sizable  $SU(3)_F$  breaking effects in  $D$  decays, the relations in (5) should hold in general. For example, the  $E_f$  amplitudes are easily seen to be large [11] by comparing  $\text{Br}(D^0 \rightarrow K^0 \bar{K}^0) = 0.69(12) \times 10^{-3}$  to  $\text{Br}(D^0 \rightarrow K^+ K^-) = 3.96(8) \times 10^{-3}$  [12], giving  $|A(K^0 \bar{K}^0)| \sim |A(K^+ K^-)|/2$ . The  $D^0 \rightarrow K^0 \bar{K}^0$  mode vanishes at leading power, but it receives two subleading  $W$ -exchange contributions which would cancel in the  $SU(3)$  limit,

$$A_{K^0 \bar{K}^0}^T = V_{cs}^* V_{us} E_{KK}^s - V_{cs}^* V_{us} E_{KK}^d, \quad (6)$$

where the  $s$  and  $d$  superscripts denote the contributions of the  $s\bar{s}$  and  $d\bar{d}$  bilinears, respectively, in (13). Thus,  $E_f$  and  $T_f$  have similar magnitudes.

The QCD penguin amplitudes are

$$A_{K^+K^-}^P = -V_{cb}^* V_{ub} P_{KK}, \quad A_{\pi^+\pi^-}^P = -V_{cb}^* V_{ub} P_{\pi\pi}, \quad (7)$$

yielding weak phases  $-\gamma$  and  $\pi - \gamma$  relative to the  $D \rightarrow \pi\pi$  and  $D \rightarrow KK$  tree amplitudes, respectively, with  $\sin \gamma \simeq 0.9$ . This implies that the CP asymmetries in  $D \rightarrow \pi\pi$  and  $D \rightarrow KK$  have opposite signs (unless  $SU(3)$  breaking is so large that it even changes the sign of the strong phases in the two decays).

**Direct CP Violation.** The starting point in evaluating the anticipated sizes of  $\mathcal{A}_{K^+K^-}^{\text{dir}}$  and  $\mathcal{A}_{\pi^+\pi^-}^{\text{dir}}$  is the effective weak  $\Delta C = 1$  Hamiltonian  $H_{\text{eff}}$  at scales  $\mu \sim m_c$ .

It is obtained by integrating out the  $W$ , running at NLO down to  $\mu \approx m_b$ , where the  $b$ -quark is integrated out with NLO matching. Finally, running down to  $\mu \sim m_c$  yields [13]

$$\begin{aligned} H_{\text{eff}}^{\Delta C=1} &= \frac{G_F}{\sqrt{2}} \left[ \sum_{p=d,s} V_{cp}^* V_{up} (C_1 Q_1^p + C_2 Q_2^p) \right. \\ &\quad \left. - V_{cb}^* V_{ub} \sum_{i=3}^6 C_i Q_i + C_{8g} Q_{8g} \right] + \text{h.c.} \end{aligned} \quad (8)$$

The “tree” operators are  $Q_1^p = (\bar{p}c)_{V-A}(\bar{u}p)_{V-A}$ ,  $Q_2^p = (\bar{p}_\alpha c_\beta)_{V-A}(\bar{u}_\beta p_\alpha)_{V-A}$  with summation over color indices  $\alpha, \beta$  understood. The penguin operators are  $Q_{3,5} = (\bar{u}c)_{V-A} \sum_q (\bar{q}q)_{V \mp A}$ ,  $Q_{4,6} = (\bar{u}_\alpha c_\beta)_{V-A} \sum_q (\bar{q}_\beta q_\alpha)_{V \mp A}$  and  $Q_{8g} = -\frac{g_s}{8\pi^2} m_c \bar{u} \sigma_{\mu\nu} (1 + \gamma_5) G^{\mu\nu} c$ , where the summation is over the light quark species,  $q = u, d, s$ . The Wilson coefficients  $C_i(\mu)$  are evaluated at  $\mu \sim m_c$ . We find  $C_1 = 1.21$ ,  $C_2 = -0.41$ ,  $C_3 = 0.02$ ,  $C_4 = -0.04$ ,  $C_5 = 0.01$ ,  $C_6 = -0.05$ ,  $C_{8g} = -0.06$ .

We obtain rough estimates of the leading-power penguin amplitudes using QCD factorization at NLO in  $\alpha_s$  [11, 14, 15], i.e. naive factorization plus the  $O(\alpha_s)$  corrections coming from down- and strange-quark loop penguin contractions, vertex corrections, and hard spectator interactions. For the penguin to measured tree amplitude ratios

$$r_f^{\text{LP}} \equiv \left| \frac{A_f^P(\text{leading power})}{A_f^T(\text{exp})} \right|, \quad (9)$$

we obtain  $r_{K^+K^-}^{\text{LP}} \approx (0.01 - 0.02)\%$ ,  $r_{\pi^+\pi^-}^{\text{LP}} \approx (0.015 - 0.028)\%$ , for a renormalization scale in the range  $\mu \in [1 \text{ GeV}, m_D]$ , and down and strange quark masses in the penguin contraction loops varied in the ranges  $m_d, m_s \sim 0.1 - 0.4 \text{ GeV}$ . This is consistent with the naive expectation that  $r_f \sim \mathcal{O}([V_{cb} V_{ub}/V_{cs} V_{us}] \alpha_s / \pi) \sim 10^{-4}$ , based only on CKM factors and  $\alpha_s$  scaling. Assuming  $O(1)$  strong phases  $\delta_f$ , the direct CP asymmetries satisfy  $\mathcal{A}_f^{\text{dir}} \sim 2r_f$ . The  $U$ -spin relation  $\mathcal{A}_{\pi\pi}^{\text{dir}} = -\mathcal{A}_{KK}^{\text{dir}}$  then leads to  $\Delta \mathcal{A}_{CP} \sim 4r_f$ , or  $\Delta \mathcal{A}_{CP} = O(0.05\% - 0.1\%)$ , an order of magnitude smaller than the measurement.

Is it possible that the QCD penguin power corrections are much larger than naively expected? For concreteness we consider the annihilation topology amplitudes, focusing on two particular examples entering at subleading order in  $1/m_c$  for the final states  $f = K^+ K^-$  and  $\pi^+ \pi^-$ ,

$$P_{f,1} = \frac{G_F}{\sqrt{2}} C_6 \langle f | -2(\bar{u}u)_{S+P} \otimes^A (\bar{u}c)_{S-P} | D \rangle, \quad (10)$$

and

$$P_{f,2} = \frac{G_F}{\sqrt{2}} (C_4 + C_6) \langle f | (\bar{q}_\alpha q_\beta)_{V \pm A} \otimes^A (\bar{u}_\beta c_\alpha)_{V-A} | D \rangle, \quad (11)$$

where summation over  $q = u, d, s$  is understood. The annihilation product  $J_1 \otimes^A J_2$  means that  $J_2$  destroys

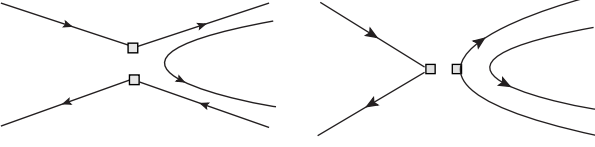


FIG. 1: Annihilation topologies.

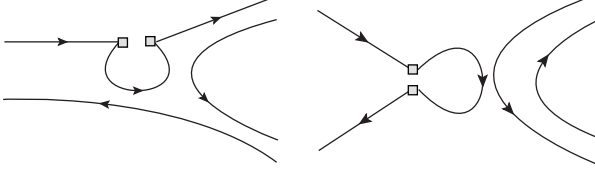


FIG. 2: Penguin contraction topologies.

the  $D$  meson, and  $J_1$  creates a quark and an antiquark which end up in different light mesons.  $P_{f,1}$  and  $P_{f,2}$  correspond to insertions of the QCD penguin operators in the left and right annihilation topology diagrams of Fig. 1, respectively (denoted  $b_3$  and  $b_4$  in the notation of [11, 14, 15]). We will estimate the non-perturbative matrix elements in (10) and (11) from the size of  $E_f$  in (4), see below. The contributions of the remaining QCD penguin operators to these amplitudes are down by small Wilson coefficients or by  $1/N_c$ . Thus, their omission does not lead to any change in the order of magnitude estimates.

The penguin amplitudes also receive contributions at subleading order in  $1/m_c$  from penguin contraction matrix elements of the tree operator  $Q_1$ , see Fig. 2. In fact, the matrix element topologies in the left and right diagrams of Fig. 2 must cancel the  $\log \mu$  scale dependence of the Wilson coefficients in  $P_{f,1}$  and  $P_{f,2}$ , respectively. In the partonic picture the cancelation in  $P_{f,1}$  ( $P_{f,2}$ ) is associated with the exchange of a single gluon between the  $s$  and  $d$ -quark loops and the spectator quark (outgoing  $q\bar{q}$  pair), but an arbitrary number of partons otherwise exchanged between the external legs. This leads to effective coefficients for  $C_{4,6}$  that depend on the gluon's virtuality  $q^2$ ,

$$C_{6(4)}^{\text{eff}}(\mu, \frac{q^2}{m_c^2}) = C_{6(4)}(\mu) + C_1(\mu) \frac{\alpha_s(\mu)}{2\pi} \left[ \frac{1}{6} + \frac{1}{3} \log \left( \frac{m_c}{\mu} \right) - \frac{1}{8} G \left( \frac{m_s^2}{m_c^2}, \frac{m_d^2}{m_c^2}, \frac{q^2}{m_c^2} \right) \right], \quad (12)$$

where  $G(s_1, s_2, x) = (G(s_1, x) + G(s_2, x))/2$  is an infrared finite quantity. At one loop,  $G(s, x)$  is defined, e.g., in [15].

In order to obtain rough values for the penguin contraction amplitudes we make two approximations: (i) we use the partonic quantity  $G$  as an estimator for the underlying hadronic interactions, e.g., final state interactions, (ii) we take  $G$  at a fixed value of  $q^2 = \hat{q}^2$ . With these approximations we can replace  $C_{4,6}$  with  $C_{4,6}^{\text{eff}}$  in (10), (11). Order of magnitude estimates of the annihilation-type

matrix elements in (10), (11) are obtained by appealing to the “ $W$ -exchange” annihilation amplitudes in (4), which we can write as ( $f = KK, \pi\pi$ )

$$\begin{aligned} E_f &= \pm \frac{G_F}{\sqrt{2}} \left( C_1 \langle f | (\bar{s}_\alpha s_\beta - \bar{d}_\alpha d_\beta)_{V-A} \otimes^A (\bar{u}_\beta c_\alpha)_{V-A} | D \rangle \right. \\ &\quad \left. + C_2 \langle f | (\bar{s}s - \bar{d}d)_{V-A} \otimes^A (\bar{u}c)_{V-A} | D \rangle \right), \\ E_{K\pi} &= \frac{G_F}{\sqrt{2}} \left( C_1 \langle K^+ \pi^- | (\bar{s}_\alpha d_\beta)_{V-A} \otimes^A (\bar{u}_\beta c_\alpha)_{V-A} | D \rangle \right. \\ &\quad \left. + C_2 \langle K^+ \pi^- | (\bar{s}d)_{V-A} \otimes^A (\bar{u}c)_{V-A} | D \rangle \right). \end{aligned} \quad (13)$$

Note that  $E$  corresponds to insertions of the operators  $Q_{1,2}$  in the left (right) diagram in Fig. 1. All of the matrix elements in (13) enter at  $O(1/N_c)$  (the second term in each relation vanishes in the vacuum insertion approximation by the equations of motion), and are thus expected to be of same order, while  $C_2 \sim -C_1/3$ . Thus, for our purposes we can identify  $E$  with the first terms in (13).

The relevant matrix element relations are ( $f = K^+ K^-, \pi^+ \pi^-$ )

$$\begin{aligned} \frac{\langle f | (\bar{u}u)_{S+P} \otimes^A (\bar{u}c)_{S-P} | D \rangle}{\langle f | (\bar{s}_\alpha s_\beta - \bar{d}_\alpha d_\beta)_{V-A} \otimes^A (\bar{u}_\beta c_\alpha)_{V-A} | D \rangle} &= \mathcal{O}(N_c), \\ \frac{\langle f | (\bar{u}_\alpha u_\beta)_{V\pm A} \otimes^A (\bar{u}_\beta c_\alpha)_{V-A} | D \rangle}{\langle f | (\bar{s}_\alpha s_\beta - \bar{d}_\alpha d_\beta)_{V-A} \otimes^A (\bar{u}_\beta c_\alpha)_{V-A} | D \rangle} &= \mathcal{O}(1), \end{aligned} \quad (14)$$

and those obtained by replacing the denominators with  $\langle K^+ \pi^- | (\bar{s}_\alpha d_\beta)_{V-A} \otimes^A (\bar{u}_\beta c_\alpha)_{V-A} | D \rangle$ . They yield the ratios  $P_{f,1}/E_f \sim P_{f,1}/E_{K\pi} \sim 2N_c C_6^{\text{eff}}/C_1$  and  $P_{f,2}/E_f \sim P_{f,2}/E_{K\pi} \sim 2(C_4^{\text{eff}} + C_6^{\text{eff}})/C_1$  for the penguin versus tree annihilation amplitudes, in the flavor SU(3) limit. Although the matrix elements in each ratio transform differently with respect to SU(3)<sub>F</sub>, these relations should hold at the order of magnitude level, assuming  $N_c$  counting and ignoring differences due to the different chirality structures, which should be  $O(1)$  in  $D \rightarrow PP$  decays as argued earlier.

We are now able to study the ratios  $r_f$  in Eq. (9) beyond leading power,

$$r_f^{\text{PC}} \equiv \left| \frac{A_f^P(\text{power correction})}{A_f^T(\text{exp})} \right|, \quad f = K^+ K^-, \pi^+ \pi^-. \quad (15)$$

We use the experimentally supported relations  $E_f \sim T_f \sim A_f^T(\text{exp})$ , cf. (5). To arrive at numerical estimates for  $r_f^{\text{PC}}$  we set  $E_f = A_f^T(\text{exp})$ . Using (14) this yields

$$r_{f,1} \equiv \left| \frac{A_{f,1}^P}{A_f^T} \right| \sim 2N_c |V_{cb} V_{ub} C_6^{\text{eff}}| / (C_1 \sin \theta_c), \quad (16)$$

$$r_{f,2} \equiv \left| \frac{A_{f,2}^P}{A_f^T} \right| \sim 2|V_{cb} V_{ub} (C_4^{\text{eff}} + C_6^{\text{eff}})| / (C_1 \sin \theta_c). \quad (17)$$

We arrive at the same relations via the CF amplitudes, setting  $E_{K\pi} = A_{K\pi}^T(\text{exp})$  for concreteness, again based on (5), and using the experimental observations  $A_f^T \sim A_{K\pi}^T \theta_c$ .

The above estimates for  $r_f$  depend on  $\hat{q}^2$  through the  $G$  function. We vary  $\hat{q} \in [0, m_c]$  in order to estimate the effects in  $P_f$  that can be expected from the formally power-suppressed contributions. We have considered “constituent” quark masses  $m_s, m_d \sim \Lambda_{\text{QCD}}$  inside  $G$ ; the ratios  $r_{f,1}$  and  $r_{f,2}$  would increase with decreasing quark masses. Typical ranges are shown in Fig. 3 and Fig. 4 for  $m_s = 0.3 \text{ GeV}$ ,  $m_d = 0.1 \text{ GeV}$ , and three values of the renormalization scale:  $\mu = 1 \text{ GeV}$ ,  $\mu = m_c = 1.3 \text{ GeV}$ , and  $\mu = m_D$ . Comparison with the dashed line, obtained by setting  $G$  to zero, gives us an indication of the relative importance of the penguin contractions in  $A_{f,1}^P$  and  $A_{f,2}^P$ . We see that the individual power corrections which we have considered could be enhanced by a factor of a few relative to leading power. For example, for a renormalization scale  $\mu = 1 \text{ GeV}$  and taking  $\Delta\mathcal{A}_{CP} \sim 4r_f$ , we find  $\Delta\mathcal{A}_{CP} \sim 0.3\%(0.2\%)$  for  $P_{f,1}(P_{f,2})$ .

There are other contributions to the penguin amplitudes at subleading order in  $1/m_c$  which may be at least as large as those we have discussed. An important example is penguin contractions which correspond to emission of two or more gluons from the  $s$  and  $d$ -quark loops (these were discussed for  $B \rightarrow K\pi$  in [16]). Finally, formally  $1/m_c$  suppressed contributions in the spectator topology (referred to in the perturbative limit as hard spectator interactions [14]) together with associated penguin contractions can be constrained in the same manner as above using the experimentally supported relations  $C_f \sim T_f$ . We find contributions to  $r_f$  reduced by  $O(1/N_c)$  compared to  $r_{f,1}$ , cf. Fig. 3.

It is important to note that a penguin contraction explanation for  $\Delta\mathcal{A}_{CP}$  is consistent with the “tree-level” data: in  $E_f$ , the  $(s\bar{s})$  and  $(\bar{d}d)$  penguin contractions would be of  $O[(\theta_c/V_{ub}V_{cb})(r_f/2N_c)]A_f^T(\text{exp})$ , and would cancel in the SU(3) limit. Thus, even for  $r_f \sim 0.4\%$  and  $O(1)$  SU(3) breaking, we see that their contribution to  $E_f$  would be  $\sim A_f^T(\text{exp})$ , consistent with (5).

**Relation to other modes.** Given the measured value of  $\Delta\mathcal{A}_{CP}$ , can we predict the orders of magnitude of direct CPV in other SCS  $D$  decays? For processes that differ from  $D^0 \rightarrow K^+K^-$  and  $D^0 \rightarrow \pi^+\pi^-$  only by changing the flavor of the spectator, we would generically expect direct CPV to be of the same order, i.e.,  $O(0.5\%)$ , both in the SM and in NP extensions that modify the QCD penguin operators. For example,  $D^+ \rightarrow K^+\bar{K}^0$  is related to  $D^0 \rightarrow K^+K^-$  by changing the spectator  $\bar{u} \rightarrow \bar{d}$ , while  $D_s^+ \rightarrow \pi^+K^0$  is related to  $D^0 \rightarrow \pi^+\pi^-$  by changing the spectator  $\bar{u} \rightarrow \bar{s}$ . These modes also contain the penguin annihilation diagrams of the type shown in Fig. 2 (left), or  $P_{f,1}$ , but not the diagrams in Fig. 2 (right), or  $P_{f,2}$ . We have argued that the amplitudes of the first type are large, so that one would expect  $\mathcal{A}^{\text{dir}}(D^+ \rightarrow K^+\bar{K}^0) \sim \mathcal{A}^{\text{dir}}(D \rightarrow K^+K^-)$ . Similarly,

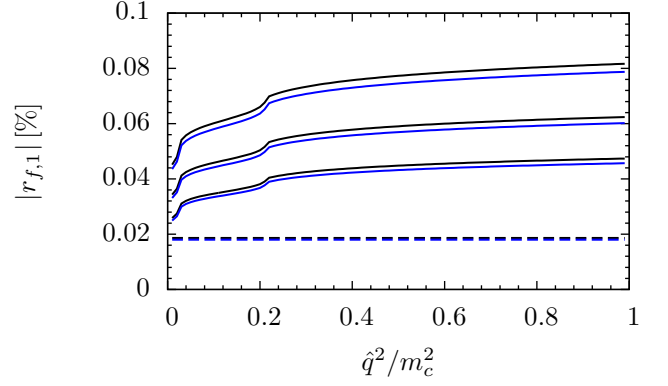


FIG. 3: The absolute value of the ratios  $r_{\pi^+\pi^-,1}$  (black) and  $r_{K^+K^-,1}$  (blue) under the assumptions stated in the text. Results are shown for three renormalization scales  $\mu = 1 \text{ GeV}, m_c, m_D$  (top to down) and  $m_s = 0.3 \text{ GeV}$ ,  $m_d = 0.1 \text{ GeV}$ . The dashed lines show the result without the  $G$  function, for  $\mu = 1 \text{ GeV}$ .

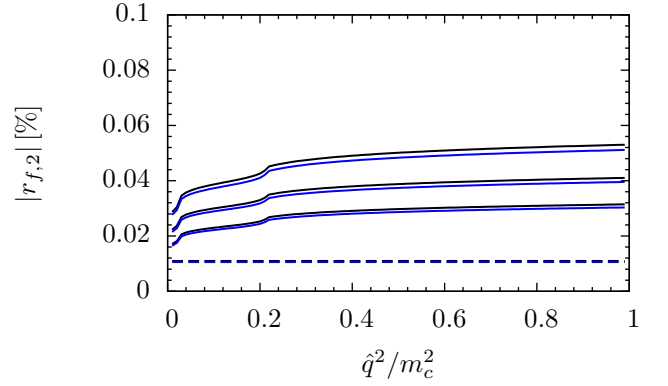


FIG. 4: The absolute value of the ratios  $r_{\pi^+\pi^-,2}$  (black) and  $r_{K^+K^-,2}$  (blue), for same parameter choices as in Fig. 3.

one expects  $\mathcal{A}^{\text{dir}}(D_s^+ \rightarrow \pi^+K^0) \sim \mathcal{A}^{\text{dir}}(D^0 \rightarrow \pi^+\pi^-)$ . A study of the SM QCD penguin amplitudes in the SCS  $D_{(s)}$  decays to vector and pseudoscalar pairs is also of interest.

It would be difficult to distinguish between SM and NP effects in the QCD penguin amplitudes, likely requiring a determination of their weak phase. However, it is possible to test for the presence of NP in  $\Delta I = 3/2$  decays. To see this, note that the  $D^+ \rightarrow \pi^+\pi^0$  amplitude does not receive a QCD penguin contribution. It must vanish because  $\pi^+\pi^0$  is an  $I = 2$  final state which cannot be reached from the initial state via the  $\Delta I = 1/2$  QCD penguin operators. It does, however, receive an electroweak penguin contribution which is  $\alpha/\alpha_S$  suppressed in the SM. Thus, it can provide an important test for the presence of isospin violating NP. Enhanced direct CPV in  $D^+ \rightarrow \pi^+\pi^0$ , e.g., at the level of the observed  $\Delta\mathcal{A}_{CP}$ , would be a signal for such NP.

**Conclusions.** At leading order in  $1/m_c$  we obtain

$\Delta\mathcal{A}_{CP} = O(0.05\% - 0.1\%)$ , an order of magnitude smaller than observed. However, we find that significant enhancements are possible for certain penguin power corrections whose matrix elements can be estimated using information obtained from the measured  $D$  decay branching ratios. Specifically, we considered the contributions of the dominant penguin operators  $Q_4$  and  $Q_6$  in the annihilation topology, together with the associated penguin contractions of  $Q_1$ . The matrix elements of  $Q_4$  and  $Q_6$  are obtained from the data, assuming no chiral enhancements and  $N_c$  counting. The penguin contractions of  $Q_1$  are incorporated using a perturbative expression with constituent quarks running in the loops.

We reach the conclusion that the ratio of QCD penguin to tree amplitudes can be  $r_f \sim 0.1\%$ . Using the  $U$ -spin relation  $\mathcal{A}_{\pi^+\pi^-}^{\text{dir}} \simeq -\mathcal{A}_{K^+K^-}^{\text{dir}}$  one has  $\Delta\mathcal{A}_{CP} \simeq 2\mathcal{A}^{\text{dir}} \simeq 4r_f \sin\delta \sin\gamma$ . For a large strong phase  $\delta \sim O(1)$  this yields  $\Delta\mathcal{A}_{CP} \sim 0.4\%$ . This result is subject to large uncertainties due to: (i) the extraction of the tree-level annihilation amplitudes  $E_f$  from data, (ii) neglected contributions in  $E_f$ , (iii) the use of  $N_c$  counting for pen-

guin operator matrix elements, (iv) the modeling of  $Q_1$  penguin contraction matrix elements, and (v) additional penguin contractions, not associated with  $\log\mu$  cancellations, that have not been included in our estimates. A cumulative uncertainty of a factor of a few is reasonable.

We have shown that it is plausible that the standard model accounts for the measured value of  $\Delta\mathcal{A}_{CP}$ . Nevertheless, new physics could be at play. This possibility can only be excluded by constructing explicit models that can lead to the observed  $\Delta\mathcal{A}_{CP}$ , and searching for consequences in other flavor or high-energy observables. An example of new physics in QCD penguins that could yield direct CP asymmetries as large as 1%, without violating the  $D^0 - \bar{D}^0$  mixing bounds, is provided by supersymmetric gluino-up squark loops [11].

**Acknowledgements:** We would like to thank Marco Gersabec, Tim Gershon, Vladimir Gligorov, Zoltan Ligeti, Gilad Perez, Alexander Petrov, and Guy Wilkinson for discussions, and the CERN theory group for hospitality. A. K. is supported by DOE grant FG02-84-ER40153.

- 
- [1] M. Charles (on behalf of the LHCb collaboration), talk given at the “Hadron Collider Physics Symposium”, Paris, 2011.
  - [2] M. Gressabek, private communication.
  - [3] M. Golden, B. Grinstein, Phys. Lett. **B222**, 501 (1989).
  - [4] F. Buccella, M. Lusignoli, G. Miele, A. Pugliese and P. Santorelli, Phys. Rev. D **51** (1995) 3478 [arXiv:hep-ph/9411286].
  - [5] Charm Physics Parameters Averages from HFAG, Summer 2011 update, <http://www.slac.stanford.edu/xorg/hfag/>
  - [6] J. Charles, O. Deschamps, S. Descotes-Genon, R. Itoh, H. Lacker, A. Menzel, S. Monteil, V. Niess *et al.*, Phys. Rev. **D84**, 033005 (2011). [arXiv:1106.4041 [hep-ph]]; updates available at <http://ckmfitter.in2p3.fr>
  - [7] L. -L. Chau, Phys. Rept. **95**, 1-94 (1983);
  - [8] M. Gronau, O. F. Hernandez, D. London, J. L. Rosner, Phys. Rev. **D50**, 4529-4543 (1994). [hep-ph/9404283].
  - [9] B. Bhattacharya, J. L. Rosner, Phys. Rev. **D81**, 014026 (2010). [arXiv:0911.2812 [hep-ph]].
  - [10] H. -Y. Cheng, C. -W. Chiang, Phys. Rev. **D81**, 074021 (2010). [arXiv:1001.0987 [hep-ph]].
  - [11] Y. Grossman, A. L. Kagan, Y. Nir, Phys. Rev. **D75**, 036008 (2007). [hep-ph/0609178].
  - [12] K. Nakamura *et al.* [Particle Data Group Collaboration], J. Phys. G **G37**, 075021 (2010), and 2011 partial update for the 2012 edition.
  - [13] G. Buchalla, A. J. Buras, M. E. Lautenbacher, Rev. Mod. Phys. **68**, 1125-1144 (1996). [hep-ph/9512380].
  - [14] M. Beneke, G. Buchalla, M. Neubert and C. T. Sachrajda, Phys. Rev. Lett. **83** (1999) 1914 [arXiv:hep-ph/9905312]; Nucl. Phys. B **591** (2000) 313 [arXiv:hep-ph/0006124]; M. Beneke and M. Neubert, Nucl. Phys. B **675** (2003) 333 [arXiv:hep-ph/0308039].
  - [15] M. Beneke, G. Buchalla, M. Neubert, C. T. Sachrajda, Nucl. Phys. **B606**, 245-321 (2001). [hep-ph/0104110].
  - [16] M. Duraissamy and A. L. Kagan, Eur. Phys. J. C **70**, 921 (2010) [arXiv:0812.3162 [hep-ph]].