

Determining the conformal window: SU(2) gauge theory with $N_f = 4, 6$ and 10 fermion flavours

Tuomas Karavirta*

*Department of Physics, P.O.Box 35 (YFL),
FI-40014 University of Jyväskylä, Finland,
and
Helsinki Institute of Physics, P.O. Box 64,
FI-00014 University of Helsinki, Finland.*

Jarno Rantaharju†

*Department of Physics and Helsinki Institute of Physics,
P.O.Box 64, FI-00014 University of Helsinki, Finland*

Kari Rummukainen‡

*Department of Physics and Helsinki Institute of Physics,
P.O.Box 64, FI-00014 University of Helsinki, Finland*

Kimmo Tuominen§

*Department of Physics, P.O.Box 35 (YFL),
FI-40014 University of Jyväskylä, Finland,
and
Helsinki Institute of Physics, P.O. Box 64,
FI-00014 University of Helsinki, Finland.*

ABSTRACT: We study the evolution of the coupling in SU(2) gauge field theory with $N_f = 4, 6$ and 10 fundamental fermion flavours on the lattice. These values are chosen close to the expected edges of the conformal window, where the theory possesses an infrared fixed point. We use improved Wilson-clover action, and measure the coupling in the Schrödinger functional scheme. At four flavours we observe that the coupling grows towards the infrared, implying QCD-like behaviour, whereas at ten flavours the results are compatible with a Banks-Zaks type infrared fixed point. The six flavour case remains inconclusive: the evolution of the coupling is seen to become slower at the infrared, but the accuracy of the results falls short from fully resolving the fate of the coupling. We also measure the mass anomalous dimension for the $N_f = 6$ case.

KEYWORDS: Lattice field theory, Conformal field theory.

*tuomas.karavirta@jyu.fi

†jarno.rantaharju@helsinki.fi

‡kari.rummukainen@helsinki.fi

§kimmo.i.tuominen@jyu.fi

Contents

1. Introduction	1
2. The model and the Schrödinger functional method	4
3. Improvement in perturbative analysis	7
4. Simulations	8
5. Conclusions	17

1. Introduction

There has recently been interest in studying quantum field theories with a nontrivial infrared fixed point (IRFP), both in continuum and on the lattice. Under the renormalization group evolution, the coupling of these theories shows asymptotic freedom at small distances, analogously to QCD, but flows a fixed point at large distances where the theory looks conformal. Such theories have applications in beyond Standard Model model building. These include unparticles, i.e. an infrared conformal sector coupled weakly to the Standard Model [1, 2, 3, 4], and extended technicolor scenarios, that explain the masses of the Standard Model gauge bosons and fermions via strong coupling gauge theory dynamics [5, 6, 7, 8].

In addition to direct applications to particle phenomenology, the phase diagrams of gauge theories, as a function of the number of colours, N , flavours N_f and fermion representations, are interesting from the purely theoretical viewpoint of understanding the nonperturbative gauge theory dynamics from first principles. In figure 1 we show a sketch of such phase diagram for $SU(N)$ gauge theory [9]. In addition to the fundamental representation, the figure shows the phase structure in the cases of two-index (anti)symmetric and adjoint representations. The shaded regions in the figure depict the conformal windows for each of these fermion representations; below the conformal window the theory is in the chiral symmetry breaking and confining phase, while above the conformal window the theory is in the non-Abelian QED-like Coulomb phase. The upper boundary in each case corresponds to the loss of asymptotic freedom, i.e. to the value of N_f where the one-loop coefficient $\beta_0 = 11/3N - 4/3N_f T(R)$ of the β -function vanishes. The group theory factor $T(R)$ is defined for each representation as

$$\text{Tr}(T^a T^b) = T(R) \delta^{ab}. \quad (1.1)$$

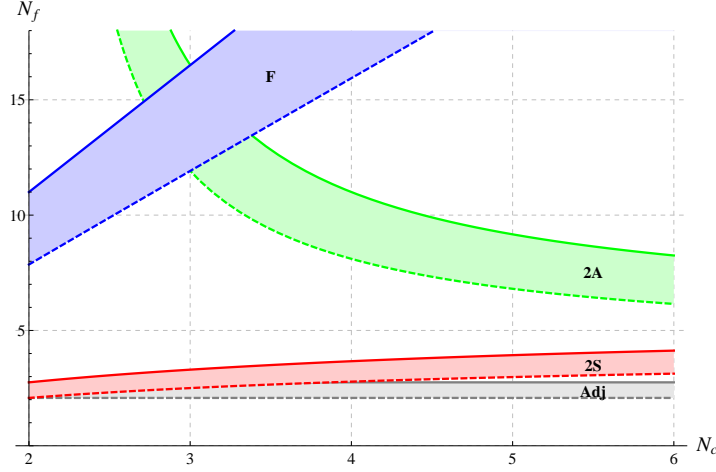


Figure 1: The phase diagram of $SU(N)$ gauge theory as a function of the number of colours, flavours and fermion representations (F = Fundamental, 2A = 2-index antisymmetric, 2S = 2-index symmetric, Adj = Adjoint). The shaded bands indicate the estimated conformal windows.

For fundamental (F), two-index symmetric (2S), two-index antisymmetric (2AS) and adjoint (A), the concrete values are, respectively, $T(F) = 1/2$, $T(2S) = (N-2)/2$, $T(2AS) = (N+2)/2$ and $T(A) = N$.

For values of N and N_f inside the conformal window, the theory is expected to have a nontrivial IRFP. Near the upper boundary one expects the value of the coupling at the fixed point, α^* , to be small and perturbation theory to be applicable [10]. However, as one moves deeper into the conformal window, by e.g. lowering N_f at fixed N , the fixed point coupling grows, and nonperturbative methods are required for the analysis. In figure 1 we have used the traditional estimate of evaluating the critical coupling for chiral symmetry breaking in the ladder approximation and setting it equal to the fixed point value of the two-loop coupling. In other words, at the lower boundary of the conformal window the fixed point coupling becomes supercritical with respect to the critical coupling for the onset of chiral symmetry breaking.

Explicitly, at two loops we have

$$\begin{aligned}\beta(g) &\equiv \mu \frac{dg}{d\mu} = -\frac{\beta_0}{16\pi^2} g^3 - \frac{\beta_1}{(16\pi^2)^2} g^5, \\ \beta_0 &= \frac{11}{3}N - \frac{4}{3}T(R)N_f, \\ \beta_1 &= \frac{34}{3}N^2 - \frac{20}{3}NT(R)N_f - 4C_2(R)T(R)N_f,\end{aligned}\tag{1.2}$$

which implies that IRFP is at

$$\alpha^* = -\frac{\beta_0}{\beta_1}(4\pi).\tag{1.3}$$

Above, $C_2(R)$ is the quadratic Casimir operator in representation R and, for the representations we consider, it assumes values $C_2(F) = (N^2-1)/(2N)$, $C_2(2(A)S) = (N\pm 1)(N\mp 2)/N$ and $C_2(A) = N$. The estimated critical coupling on the other hand is $\alpha_c = \pi/(3C_2(R))$

[11]. Solving $\alpha^* = \alpha_c$, one obtains the lower boundary of the conformal window, $N_f^c(N)$. The phase diagram in the figure 1 is therefore a conjecture which must be checked by nonperturbative analysis. Since currently the lattice simulations provide the only robust nonperturbative method for nonsupersymmetric four dimensional gauge theories, such a check provides an interesting challenge for the lattice community.

In this work we study SU(2) gauge field theory with $N_f = 4, 6$ and 10 massless flavours of fermions in the fundamental representation on the lattice using $O(a)$ improved Wilson-clover fermions. On the basis of two-loop beta-function six and ten flavour SU(2) theories may have a fixed point and be within the conformal window, while the four flavour theory is expected to confine. The model with ten fermions is chosen because it is close to the upper edge of the conformal window ($N_f = 11$, where asymptotic freedom is lost) and is expected to have a fixed point at a rather small coupling. Thus, in this case we can compare the results from lattice simulations with those obtained from perturbative computations. The universal 2-loop β -function has a zero at $g^2 \approx 2.90$, and at 3 or 4 loops in the MS-scheme it is at $g^2 \approx 2.47$ or 2.52, respectively [12]. While the MS-scheme results cannot be directly compared with the Schrödinger functional results, the convergence indicates that the perturbative result should be reasonably accurate.

In the model with six fermions, however, the fixed point determined by the two loop beta function is at much larger coupling, where we cannot expect the perturbation theory to hold. Indeed, the location of the fixed point varies significantly at different loop levels: using the MS-scheme β -function at 2, 3 and 4 loops, the location is $g_{\text{FP}}^2 \approx 140, 21$ and 30, respectively. Such a large value of the fixed point coupling may be supercritical with respect to the critical coupling for the onset of spontaneous chiral symmetry breaking; this is explicitly illustrated in figure 1, where the two colour and six flavour theory is already outside the conformal window. However, due to the nonperturbative nature of the lower boundary of the conformal window, one cannot exclude the possibility that the six flavour theory is very close or even within the conformal window. In addition, if we treat N_f as a continuously variable parameter, the fixed point vanishes from the 4-loop β -function when N_f is lowered only slightly from 6 to 5.945. In the proximity of this value the 4-loop β -function obtains a shape typical of walking coupling, i.e. the β -function has a local maximum with a small negative value. Clearly, these results imply that the six flavour case can be resolved only with non-perturbative calculations.

On the other hand, the four flavour case is expected to be QCD-like, with confinement and chiral symmetry breaking. It is included here for comparison with the larger N_f cases.

On the lattice, SU(2) gauge field theory with $N_f > 2$ fundamental representation fermions has been recently studied in Refs. [13, 14, 15].¹ The study by Bursa *et al.* [13] of SU(2) with six fundamental flavours suggested a possibility of an IRFP at much smaller coupling than expected from perturbation theory. However, this work used unimproved Wilson fermions which can be expected to be subject to large discretization errors. Indeed,

¹In related work, the existence of the infrared fixed point in SU(2) gauge theory with two adjoint representation fermions (which is of interest for technicolor model building) has been studied in [16, 17, 18, 19, 20, 21, 22, 23, 24, 25, 26], and SU(3) gauge with various fermion representations and numbers of flavours in [27, 28, 29, 30, 31, 32, 33, 34, 35, 36, 37, 38, 39, 40, 41, 42].

as described below, the leading order perturbative analysis reveals that the running coupling measurement (step scaling using Schrödinger functional) using unimproved Wilson action can have finite cutoff effects of order 30-60%, whereas the improved action reduces these to a few percent level using lattices presently within computational reach. In our simulations using $O(a)$ improved Wilson-clover fermions we indeed observe large deviations from the unimproved results.

We measure the running coupling using the Schrödinger functional method in theories with four, six and ten flavours, and the mass anomalous dimension in the phenomenologically most interesting six flavour case. Unfortunately, in the six flavour case we are not able to fully resolve whether the fixed point exists, but the possible locations of the fixed point moves to significantly larger coupling ($g^2 \gtrsim 10$) than the unimproved lattice action results indicate.

This paper is structured as follows: In section 2 we introduce the model and describe the Schrödinger functional method, and present the perturbative step scaling function results. The lattice simulations and results are presented in section 4 and in section 5 we conclude.

2. The model and the Schrödinger functional method

The theory is defined by the action

$$S = S_G + S_F, \quad (2.1)$$

where S_G is the standard Wilson single plaquette gauge action for the SU(2) Yang Mills theory

$$S_G = \beta_L \sum_{x; \mu < \nu} \left(1 - \frac{1}{2} \text{Tr} [U_\mu(x) U_\nu(x + a\hat{\mu}) U_\mu^\dagger(x + a\hat{\nu}) U_\nu^\dagger(x)] \right), \quad (2.2)$$

with $\beta_L = 4/g_0^2$. The part S_F is the clover improved Wilson fermion action

$$S_F = a^4 \sum_{\alpha=1}^{N_f} \sum_x \left[\bar{\psi}_\alpha(x) (iD + m_0) \psi_\alpha(x) + ac_{\text{sw}} \bar{\psi}_\alpha(x) \frac{i}{4} \sigma_{\mu\nu} F_{\mu\nu}(x) \psi_\alpha(x) \right], \quad (2.3)$$

where D is the standard Wilson-Dirac operator

$$D = \frac{1}{2} [\gamma_\mu (\nabla_\mu^* + \nabla_\mu) - a \nabla_\mu^* \nabla_\mu], \quad (2.4)$$

with the gauge covariant forward and backward lattice derivatives

$$\nabla_\mu \psi(x) = 1/a [U_\mu(x) \psi(x + a\hat{\mu}) - \psi(x)], \quad \nabla_\mu^* \psi(x) = 1/a [\psi(x) - U_\mu^\dagger(x - a\hat{\mu}) \psi(x - a\hat{\mu})]. \quad (2.5)$$

The clover improvement term contains the usual symmetrized field strength tensor. We set the improvement coefficient c_{sw} to the N_f -independent perturbative value [43]

$$c_{\text{sw}} = 1 + 0.1551(1)g_0^2 + O(g_0^4). \quad (2.6)$$

While c_{sw} can be determined non-perturbatively [44], in our tests we observed that at strong lattice coupling the non-perturbatively determined c_{sw} is close to the perturbative one at $N_f = 6$ and 10. The situation is very different at $N_f = 2$ [45, 46], where c_{sw} diverges as g_0^2 increases. Thus, while the perturbative result (2.6) does not give full cancellation of the $O(a)$ discretization effects, it is a concrete recipe which we expect to eliminate most of the $O(a)$ effects. We also include the perturbative improvement at the Schrödinger functional boundaries as described in [47, 46].

We measure the running coupling using the Schrödinger functional method [48, 49, 50, 51]. The coupling is defined as a response to the change of the background field and the scale is set by the finite size of the lattice. We consider a lattice of volume $V = L^4 = (Na)^4$. The spatial links at the $t = 0$ and $t = L$ boundaries are fixed to [49]

$$U_\mu(\bar{x}, t = 0) = e^{-i\eta\sigma_3 a/L} \quad (2.7)$$

$$U_\mu(\bar{x}, t = L) = e^{-i(\pi-\eta)\sigma_3 a/L} \quad (2.8)$$

with σ_3 the third Pauli matrix. The spatial boundary conditions are periodic for the gauge field. The fermion fields are set to vanish at the $t = 0$ and $t = L$ boundaries and have twisted periodic boundary conditions to spatial directions: $\psi(x + Li) = \exp(i\pi/5)\psi(x)$.

At the classical level the boundary conditions generate a constant chromoelectric field and the derivative of the action with respect to η can be easily calculated:

$$\frac{\partial S^{\text{cl.}}}{\partial \eta} = \frac{k}{g_0^2}, \quad (2.9)$$

where k is a function of $N = L/a$ and η [49]. At the full quantum level the coupling is defined by

$$\langle \frac{\partial S^{\text{cl.}}}{\partial \eta} \rangle = \frac{k}{g^2}. \quad (2.10)$$

To quantify the running of the coupling we use the step scaling function $\Sigma(u, s, L/a)$ introduced in [48]. It characterises the change of the measured coupling when the linear size of the system is changed from L to sL :

$$\Sigma(u, s, L/a) = g^2(g_0, sL/a) \big|_{g^2(g_0, L/a)=u} \quad (2.11)$$

$$\sigma(u, s) = \lim_{a/L \rightarrow 0} \Sigma(u, s, L/a) \quad (2.12)$$

In this work we choose $s = 2$. To obtain the continuum limit $\sigma(u, s)$ we calculate $\Sigma(u, s, L/a)$ at $L = 6$ and $L = 8$. Since we expect the discretization errors to be (mostly) removed to the first order in the improved action, we use quadratic extrapolation to find the limit $a \rightarrow 0$.

The step scaling function is related to the β -function by

$$-2\ln(s) = \int_u^{\sigma(u,s)} \frac{dx}{\sqrt{x}\beta(\sqrt{x})}. \quad (2.13)$$

Close to the fixed point, where the running is slow and $|\beta|$ small, we can approximate the β -function by

$$\beta(g) \approx \beta^*(g) = \frac{g}{2 \ln(s)} \left(1 - \frac{\sigma(g^2, s)}{g^2} \right). \quad (2.14)$$

The estimating function $\beta^*(g)$ is exact at a fixed point but deviates from the actual β -function as $|g - g^*|$ becomes large.

We also measure the mass anomalous dimension $\gamma = d \ln m_q / d \ln \mu$ of the theory with 6 fermion flavours using the pseudoscalar density renormalization constant. The mass anomalous dimension is of interest for this case, because the possible infrared fixed point is at non-perturbative value of the coupling. It is defined on the lattice as [52]

$$Z_P(L) = \frac{\sqrt{3} f_1}{f_P(L/2)}, \quad (2.15)$$

where f_1 and f_P are correlation functions of the pseudoscalar density

$$f_1 = \frac{-1}{12L^6} \int d^3u d^3v d^3y d^3z \langle \bar{\zeta}'(u) \gamma_5 \lambda^a \zeta'(v) \bar{\zeta}(y) \gamma_5 \lambda^a \zeta(z) \rangle, \quad (2.16)$$

$$f_P(x_0) = \frac{-1}{12L^6} \int d^3y d^3z \langle \bar{\psi}(x_0) \gamma_5 \lambda^a \psi(x_0) \bar{\zeta}(y) \gamma_5 \lambda^a \zeta(z) \rangle. \quad (2.17)$$

For these measurements the boundary matrices at $t = 0$ and $t = L$ are set to unity; thus, separate simulations are needed. The mass step scaling function is then defined as in [53]:

$$\Sigma_P(u, s, L/a) = \frac{Z_P(g_0, sL/a)}{Z_P(g_0, L/a)} \Big|_{g^2(g_0, L/a)=u} \quad (2.18)$$

$$\sigma_P(u, s) = \lim_{a/L \rightarrow 0} \Sigma_P(u, s, L/a), \quad (2.19)$$

and we choose again $s = 2$. We find the continuum step scaling function σ_P by measuring Σ_P at $L/a = 6, 8$ and 10 and doing a quadratic extrapolation.

The mass step scaling function is related to the anomalous dimension by (see [52])

$$\sigma_P(u, s) = \left(\frac{u}{\sigma(u, s)} \right)^{d_0/(2b_0)} \exp \left[- \int_{\sqrt{u}}^{\sqrt{\sigma(u, s)}} dx \left(\frac{\gamma(x)}{\beta(x)} - \frac{d_0}{b_0 x} \right) \right], \quad (2.20)$$

where $b_0 = \beta_0/(16\pi^2)$ in terms of the one-loop coefficient $\beta_0 = 22/3 - 2N_f/3$ of the beta function and $d_0 = 3C_2(F)g^2/(8\pi^2) = 9/(32\pi^2)$ is the corresponding one-loop coefficient for the anomalous dimension, $\gamma = -d_0 g^2$. Close to the fixed point (2.20) simplifies considerably. Denoting the function estimating the anomalous dimension $\gamma(u)$ by $\gamma^*(u)$, we have

$$\log \sigma_P(g^2, s) = -\gamma^*(g^2) \int_{\mu}^{s\mu} \frac{d\mu'}{\mu'} = -\gamma^*(g^2) \log s, \quad (2.21)$$

$$\Rightarrow \gamma^*(g^2) = -\frac{\log \sigma_P(g^2, s)}{\log s}. \quad (2.22)$$

$N_f = 4$		$N_f = 6$		$N_f = 10$	
β_L	κ_c	β_L	κ_c	β_L	κ_c
1.8	0.14162	1.39	0.144351377	1	0.14199
1.9	0.139914	1.4	0.139914	1.3	0.13922
2	0.138638	1.44	0.14350583	1.5	0.13762
2.2	0.136636	1.5	0.142446	1.7	0.13627
2.4	0.135205	1.8	0.1385229	2	0.13466
3	0.132548	2	0.1367336	3	0.13146
4	0.130326	2.4	0.1342875	4	0.12981
		3	0.132115	6	0.1282
		4	0.13014328	8	0.12739
		5	0.1290368		
		8	0.1274578		

Table 1: Parameter κ used in the simulations at each β_L .

The estimator $\gamma^*(g^2)$ is exact only at a fixed point where $\beta(g^2)$ vanishes and deviates from the actual anomalous dimension when β is large.

The Schrödinger functional boundary conditions enable one to run at vanishing quark mass. The Wilson fermion action breaks the chiral symmetry explicitly and allows additive renormalization of the quark mass. We therefore find the quark mass from the PCAC relation

$$aM(x_0) = \frac{1}{4} \frac{(\partial_0^* + \partial_0)f_A(x_0)}{f_P(x_0)} + c_A \frac{a}{2} \frac{\partial_0^* \partial_0 f_P(x_0)}{f_P(x_0)}. \quad (2.23)$$

We have used here the improved axial current

$$f_A^I = f_A + a c_A \frac{1}{2} (\partial_\mu^* + \partial_\mu) f_P, \quad (2.24)$$

$$f_A(x_0) = \frac{-1}{12L^6} \int d^3y d^3z \langle \bar{\psi}(x_0) \gamma_0 \gamma_5 \lambda^a \psi(x_0) \bar{\zeta}(y) \gamma_0 \gamma_5 \lambda^a \zeta(z) \rangle. \quad (2.25)$$

In this work use the perturbative expansion for the improvement coefficient c_A [43]:

$$c_A = -0.00567(1) C_2(F) g_0^2 + \mathcal{O}(g_0^4), \quad C_2(F) = 3/4. \quad (2.26)$$

The Schrödinger functional boundary conditions remove the zero modes that would normally make it impossible to run simulations at zero mass. We define κ_c as the value of the parameter κ where the mass $aM(L/2)$ vanishes. To find κ_c we measure the mass at 3 to 7 values of κ on lattices of size $L/a = 16$ and interpolate to find the point where the mass becomes zero. We then use the same value of κ_c on all lattice sizes. The values of κ_c used in the simulations are given in table 1. In practice we achieve $|aM| < 0.01$.

3. Improvement in perturbative analysis

The degree of improvement obtained with the clover term can be quantified with one loop order perturbative analysis of the step scaling function (2.11). Because the gauge action is

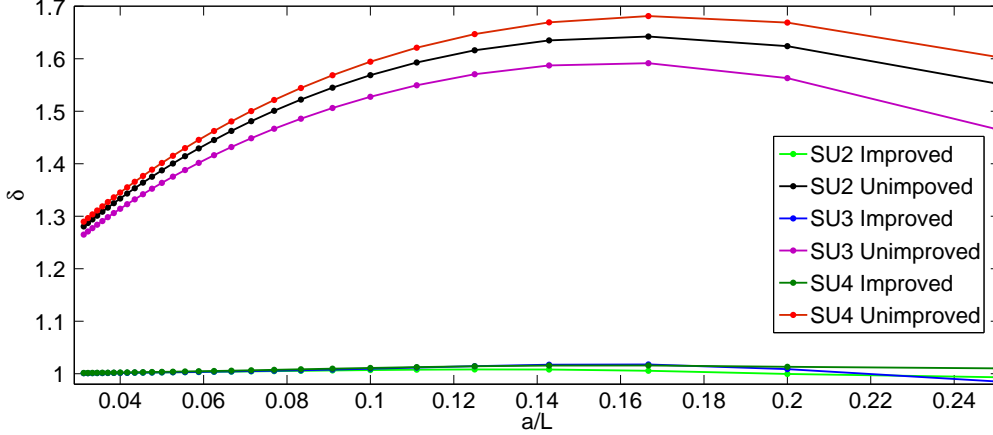


Figure 2: Contribution of a massless Wilson quark to the step scaling function normalized to its continuum value at one loop order in perturbation theory. The top three curves show the result for gauge groups SU(4), SU(3) and SU(2) (from top to bottom) for unimproved Wilson fermions, while the lower three curves show the result after $\mathcal{O}(a)$ improvement has been taken into account.

identical with improved and unimproved fermions, to this order it is sufficient to consider only the fermion contribution to the step scaling. To one loop order the step scaling function (2.11) can be expanded as

$$\begin{aligned}\Sigma(u, s, L/a) &= g^2(g_0, sL/a)|_{g^2(g_0, L/a)=u} \\ &= u + (\Sigma_{1,0} + \Sigma_{1,1}N_f)u^2.\end{aligned}\tag{3.1}$$

The fermion contribution is denoted by $\Sigma_{1,1}$. To evaluate these perturbative contributions we use the methods in [54, 55], and choose $s = 2$. The continuum limit of $\Sigma_{1,1}$ is given by the fermionic contribution to the one loop coefficient $b_0 = \beta_0/(16\pi^2)$ of the beta function, i.e.

$$\lim_{L/a \rightarrow 0} \Sigma_{1,1} = 2b_{0,1} \ln 2,\tag{3.2}$$

where $b_{0,1} = 1/(24\pi^2)$.

In figure 2 we show $\delta \equiv \Sigma_{1,1}/(2b_{0,1} \ln 2)$ both for unimproved Wilson fermions and with $\mathcal{O}(a)$ improvement. One immediately observes that without improvement, $\Sigma_{1,1}$ depends strongly on L/a and approaches the continuum limit only for presently impractically large lattices, while with improvement the large lattice artefacts are absent. While this level of improvement is probably not preserved at higher orders, this nevertheless strongly motivates the use improved actions in the lattice studies of these theories with Wilson fermions.

4. Simulations

We use hybrid Monte Carlo (HMC) simulation algorithm with 2nd order Omelyan integrator [56, 57] and chronological initial values for the fermion matrix inversions [58]. The

β_L	$L/a = 6$	$L/a = 8$	$L/a = 12$	$L/a = 16$
4	1.239(2)	1.263(4)	1.35(3)	1.32(1)
3	1.830(6)	1.886(6)	1.96(2)	2.02(2)
2.4	2.632(7)	2.77(2)	2.94(2)	3.15(5)
2.2	3.119(7)	3.29(2)	3.57(3)	3.83(9)
2	3.94(3)	4.23(4)	4.85(8)	5.2(2)
1.9	4.66(3)	4.91(5)	5.5(1)	7.0(3)
1.8	5.80(5)	6.39(7)	8.0(2)	9.1(6)

Table 2: The measured values of g^2 at each β_L and L with 4 flavours of fermions.

trajectory length is 1, and the step length is tuned to have acceptance rate larger than 80%.

The measured values of the running coupling squared in theories with 4, 6 and 10 fundamental representation fermions are given, respectively, in tables 2, 3 and 4 and shown in figures 3 and 4. The measurements are taken after every trajectory, and the number of trajectories for each point is up to 230,000 (for $N_f = 6$, volume 16^4 and largest β_L -values). For 6 and 10 flavours the strongest lattice couplings (smallest β_L) are very close to the strongest practical values for our action; at smaller β_L the simulations become either too slow or unstable, possibly signalling a proximity of a bulk phase transition. These transitions are a lattice artifact and limit the range of allowed lattice couplings.

One can immediately recognize the main features from figures 3 and 4: at $N_f = 4$, the coupling becomes stronger as lattice size increases, and the running becomes faster at stronger coupling. This agrees with the expected QCD-like behaviour. In contrast, with 10 flavours we observe basically no running at all within our statistical errors, except with the strongest lattice coupling ($\beta_L = 1$) used, where g^2 becomes smaller as volume increases. This is the expected behaviour if we are at the strong coupling side of an infrared fixed point, where the β -function is positive. However, at $\beta_L = 1$ the data differ qualitatively from the larger β_L measurements, possibly a signal of contamination from too large lattice coupling.

In the theory with 6 fermions the running remains small and slightly positive in the studied range of couplings. We can also note that the finite size effects are visible at $\beta_L = 1.39$ and $L/a = 6$.

In order to facilitate taking the continuum limit of the step scaling function we interpolate the actual measurements of $g^2(\beta_L, L/a)$ at each lattice size L/a with an interpolating function [29]:

$$\frac{1}{g^2(\beta_L, L/a)} = \frac{\beta_L}{2N} \left[1 + \sum_{i=1}^n c_i \left(\frac{2N}{\beta_L} \right)^i \right]. \quad (4.1)$$

β_L	$L/a = 6$	$L/a = 8$	$L/a = 12$	$L/a = 16$
8	0.5206(9)	0.522(1)	0.527(2)	0.528(4)
5	0.8585(14)	0.868(3)	0.875(3)	0.889(4)
4	1.095(2)	1.109(3)	1.122(8)	1.28(6)
3	1.535(9)	1.555(9)	1.59(1)	1.62(2)
2.4	2.030(9)	2.09(1)	2.19(3)	2.42(9)
2	2.66(2)	2.84(6)	2.95(6)	3.15(12)
1.8	3.25(3)	3.33(4)	3.47(6)	3.72(12)
1.5	5.40(7)	5.59(7)	5.8(1)	6.12(13)
1.44	7.21(9)	7.11(14)	7.4(2)	7.5(3)
1.4	9.74(13)	9.81(16)	9.8(3)	10.4(4)
1.39	11.5(2)	13.4(4)	13.5(6)	13.5(7)

Table 3: The measured values of g^2 at each β_L and L with 6 flavours of fermions.

β_L	$L/a = 6$	$L/a = 8$	$L/a = 12$	$L/a = 16$
8	0.4703(7)	0.4695(13)	0.471(2)	0.466(3)
6	0.6148(4)	0.6159(6)	0.618(1)	0.618(2)
4	0.8897(9)	0.890(1)	0.895(2)	0.895(3)
3	1.158(1)	1.156(2)	1.150(3)	1.146(5)
2	1.644(5)	1.649(8)	1.63(1)	1.62(1)
1.7	1.924(4)	1.907(5)	1.905(9)	1.90(2)
1.5	2.183(5)	2.137(9)	2.116(12)	2.10(2)
1.3	2.542(7)	2.47(1)	2.38(1)	2.37(2)
1	4.03(2)	3.55(2)	3.23(3)	3.09(4)

Table 4: The measured values of g^2 at each β_L and L with 10 flavours of fermions.

In the case of 4 and 10 flavours we truncate the series at $n = 4$ and in the case of 6 flavours, where more β_L -values are available, at $n = 5$. These values were chosen to optimise the confidence levels of the fits, while keeping the number of the fit parameters small. We also kept the same number of terms for each L/a . To estimate the systematic error we also do the interpolation with one higher order term included; the results remain the same within the statistical errors. An example of how the fit works with $N_f = 6$ fermions can be seen in figure 5.

We use the interpolating functions to calculate $\Sigma(u, s, L/a)$ with $L/a = 6, 8$ in a range of values of $u = g^2$ and perform a continuum extrapolation. Since we expect most of the order a errors to have been removed, we fit the data at $L/a = 6$ and $L/a = 8$ with a function of the form

$$\Sigma(u, 2, L/a) = \sigma(u, 2) + c(u) (L/a)^2 \quad (4.2)$$

independently at each value of u . This extrapolation is shown for $N_f = 6$ for three selected values of u in figure 6. To estimate the systematic errors from the extrapolation

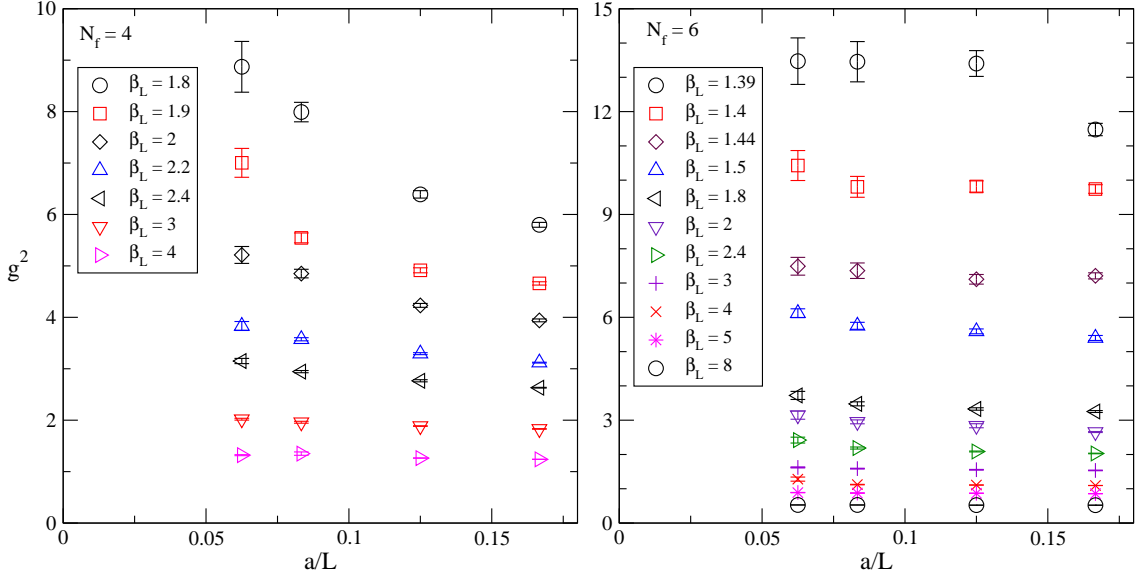


Figure 3: The measured values of g^2 against a/L with 4 and 6 flavours of fermions.

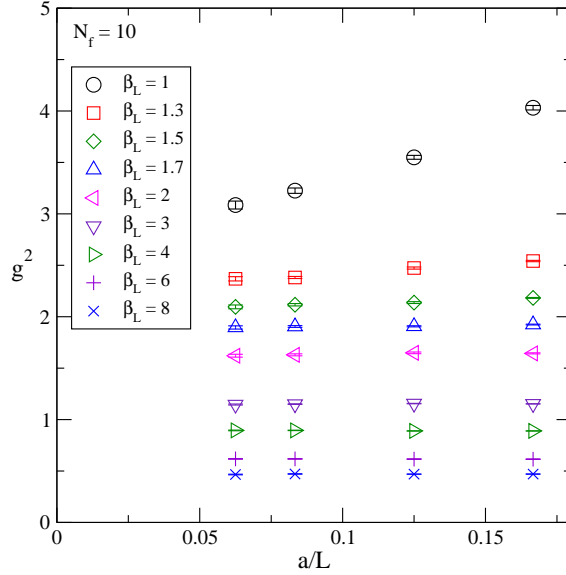


Figure 4: The measured values of g^2 against a/L with 10 flavours of fermions.

we compare with the result obtained by simply taking the largest volume step scaling, $\sigma(u, 2) = \Sigma(u, 2, 8)$.

Because we only have step scaling data at $L/a = 6$ and 8 , we are naturally not able to verify that the first order term in L/a is indeed small or that the higher order contributions can be neglected. However, we note that using a first order only extrapolation would give results roughly comparable with the extrapolation (4.2), but with larger statistical errors and further away from the largest volume result.

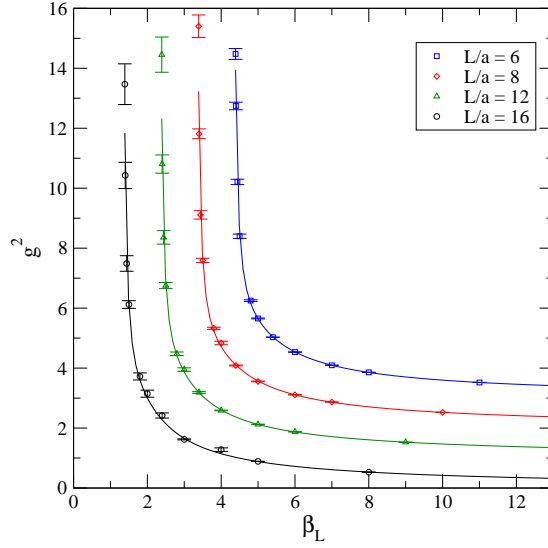


Figure 5: The interpolating function 4.1 for six fermions. The graphs are displaced up and right by 3,2,1 and 0 for lattice sizes $L/a = 6,8,12$ and 16 respectively.

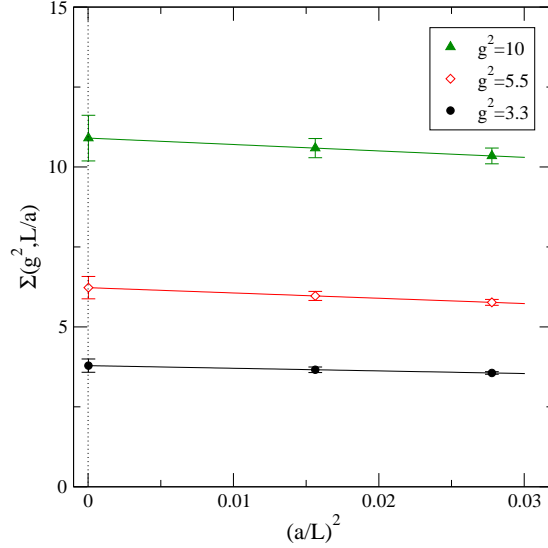


Figure 6: The step scaling function extrapolated to the continuum limit, using $N_f = 6$ data and for three values of $u = g^2$.

The final results of the step scaling functions are shown in figures 7, 8 and 9 for 4, 6 and 10 fermion flavours respectively. The errors shown include only the statistical errors from the measurements and the fits. A rough measure of the systematic errors can be obtained from the comparison of the infinite volume extrapolated result and the result using only the largest volume step scaling without extrapolation. The error propagation is calculated

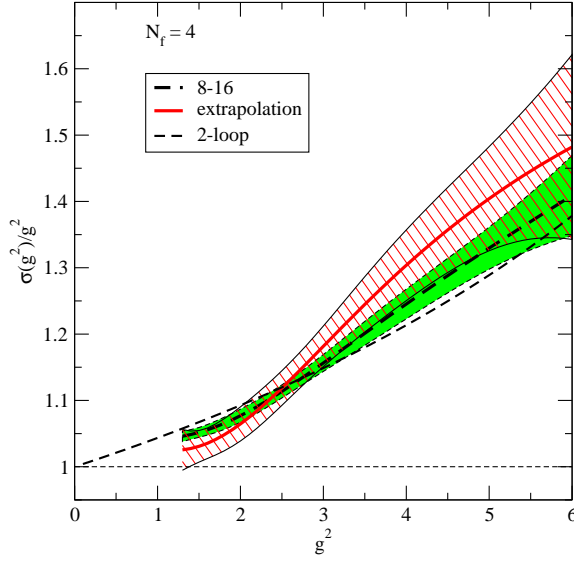


Figure 7: (colour online) The step scaling function σ with 4 fermions. The thick red line corresponds to the continuum extrapolation, Eq. (4.2), and the hashed band to the statistical errors of the extrapolation. The thick dashed line with the shaded error band is the largest volume step scaling function without extrapolation. The thin dashed line is the 2-loop perturbative value of σ .

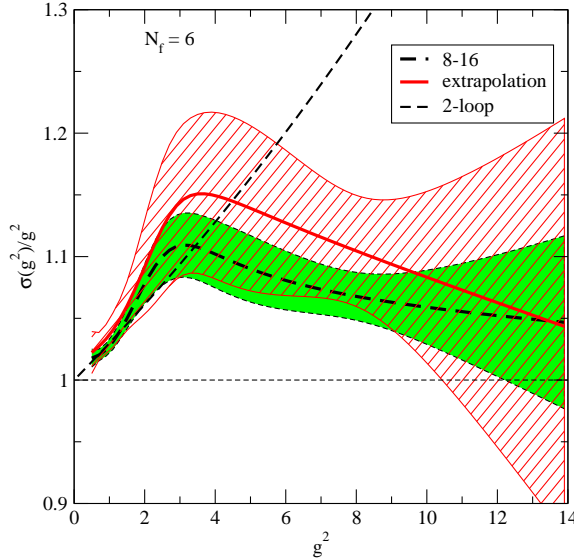


Figure 8: As in figure 7 but with 6 fermion flavours.

using jackknife blocking throughout the whole analysis.

We have also calculated the estimator for the β -function defined in Eq. (2.14). These are shown in figure 10, together with the 2-loop β -function and the estimate of the β -function obtained from the 2-loop perturbative step scaling function. Thus, the difference between the perturbative curves gives a measure of the error made in the approximation in Eq. (2.14).

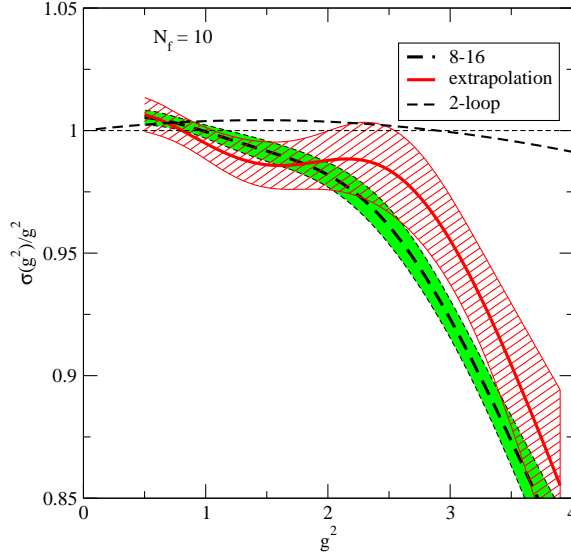


Figure 9: As in figure 7 but with 10 fermion flavours.

What can we conclude from the results? From figure 7 we can observe that, in the range of couplings studied, the $N_f = 4$ case behaves as expected: β -function is negative and becomes smaller as the coupling increases, and agrees overall with the 2-loop perturbative β -function. Naturally deviations from the perturbation theory are expected at larger couplings. However, for our purposes it is sufficient to verify the QCD-like behaviour and we did not attempt to reach smaller couplings.

For $N_f = 6$, the results deviate strongly from the 2-loop behaviour at $g^2 \gtrsim 6$. This is already fairly strong coupling, and thus a deviation is not unexpected. The largest values of the Schrödinger functional coupling we achieved was around $g^2 \approx 14$ ($\alpha \approx 1.1$). Unfortunately, neither the coupling is strong enough nor the errors are sufficiently small in order to unambiguously distinguish between an infrared fixed point at $g^2 \gtrsim 15$ and “walking” behaviour, where the step scaling function starts to increase again at stronger coupling. With our choice of the action we cannot reach stronger couplings because simulations become rapidly impractical at smaller β_L than 1.39, our strongest lattice coupling at $N_f = 6$.

Finally, for $N_f = 10$ the measured β -function is essentially compatible with zero or with the perturbative β -function at $g^2 < 2.5$. In this case the 2-loop perturbative β -function is expected to be relatively accurate (higher order perturbative corrections are small). The value of the β -function is very small, and clearly, the accuracy of our results falls short from being able to resolve the value of the β -function in this range. Nevertheless, theoretically we know that the β -function must be negative at small coupling. At $g^2 \gtrsim 2.5$ the measured β -function deviates significantly upwards from the perturbative one. Combined with the knowledge that the β -function is negative at small couplings, this indicates the presence of an infrared fixed point. The onset for this behaviour is very close to the fixed point. This deviation is almost completely caused by the strongest coupling $\beta_L = 1$ data from the lattice: from figure 4 we can see that only at $\beta_L = 1$ the measured coupling $g^2 > 2.5$. At these couplings we can expect strong lattice artifacts; thus, we believe that the deviation

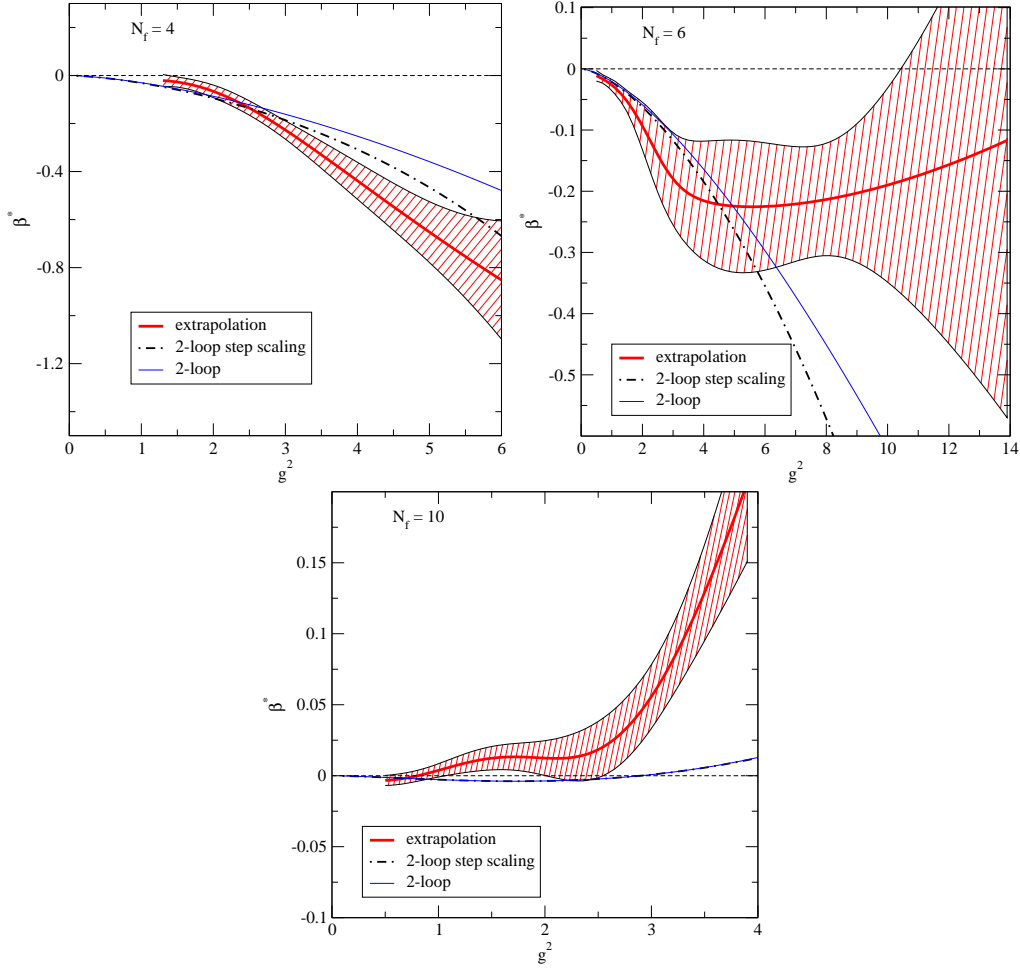


Figure 10: The estimators for the β -function obtained from the step scaling function as defined in Eq. (2.14). The red hashed band corresponds to statistical errors, the solid blue line to the 2-loop perturbative value of the beta function and the dash-dotted black line to the value of β^* calculated from the 2-loop perturbative value of the step scaling function.

β_L	$L/a = 6$	$L/a = 8$	$L/a = 10$	$L/a = 12$	$L/a = 16$	$L/a = 20$
2.4	0.9666(8)	0.9353(9)	0.917(2)	0.901(2)	0.887(2)	0.865(4)
2	0.895(1)	0.857(3)	0.838(2)	0.823(3)	0.793(4)	0.766(6)
1.5	0.702(4)	0.669(3)	0.646(4)	0.618(6)	0.586(5)	0.573(6)
1.44	0.636(3)	0.610(3)	0.588(4)	0.572(4)	0.548(4)	0.517(6)
1.4	0.543(5)	0.547(5)	0.539(5)	0.534(5)	0.508(6)	0.480(8)
1.39	0.508(5)	0.515(7)	0.520(6)	0.517(6)	0.488(8)	0.476(9)

Table 5: The measured values of Z_P at each β_L and L with 6 flavours of fermions.

from the perturbative value is caused by unaccounted systematical errors in the continuum extrapolation. Nevertheless, we note that in absolute numbers the deviation is still rather small.

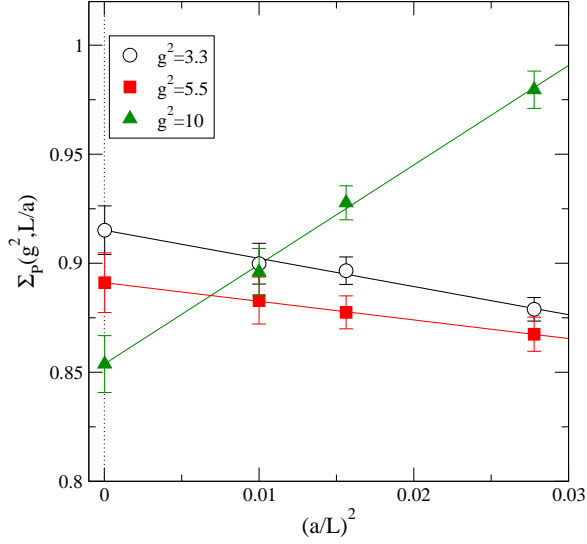


Figure 11: The mass step scaling function extrapolated to the continuum limit, using $N_f = 6$ data and shown for three chosen values of $u = g^2$.

We measure the anomalous dimension for the interesting case of SU(2) with 6 flavours of fermions using the mass step scaling method described in section 2. This method is much less noisy than the measurement of the coupling, and we can easily use lattices of size 20^4 . The measurements of Z_p are listed in table 5.

We start the analysis by finding an interpolating function to the measured values of Z_p by fitting with

$$Z_P(\beta_L, L/a) = 1 + \sum_{i=1}^n c_i \left(\frac{1}{\beta_L} \right)^i, \quad (4.3)$$

where we have truncated the series at $n = 3$. We check the systematic errors of the interpolation by also truncating at $n = 4$; the results remain essentially the same with somewhat increased statistical error bars. From the interpolated $Z_p(\beta_L, L/a)$ we obtain the mass step scaling function $\Sigma_P(u, s, L/a)$ at $L/a = 6, 8$ and 10 using Eq. (2.18). The continuum extrapolation is then done by fitting to the extrapolating function

$$\Sigma_P(u, 2, L/a) = \sigma_P(u, 2) + c(u) (L/a)^2. \quad (4.4)$$

We check the systematic effects in the extrapolation by leaving out the smallest volume step scaling $L/a = 6$. Again the results remain compatible with each other, but with naturally much smaller final statistical errors when $L/a = 6$ is included. Step scaling function is converted to the estimate of the anomalous dimension using Eq. (2.22), and the results are shown in figure 12. In this case the finite lattice spacing effects are sizable, as opposed to the step scaling function of the coupling, where the cutoff effects were seen to be modest, see figure 6.

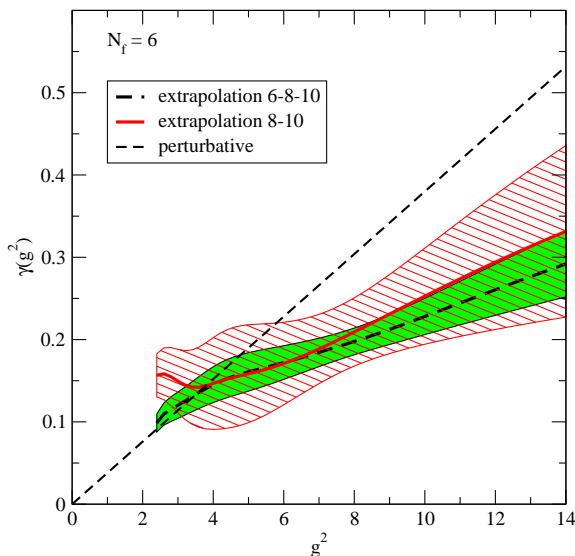


Figure 12: The mass anomalous dimension with 6 fermions. Shown are the continuum extrapolation using the mass step scaling with (smaller) size $L/a = 6, 8, 10$ and only with 8, 10.

The mass anomalous dimension we measure is somewhat smaller than the perturbative one at strong coupling. It remains small at all measured values of the coupling, and if there is a fixed point at $g^2 \gtrsim 12$, the anomalous dimension is $\gtrsim 0.25$.

The behaviour of the anomalous dimension is in contrast with the results obtained with an unimproved Wilson action [13], where γ^* significantly larger than the perturbative one was seen already at $g^2 \approx 5$. Both of the measurements were done using the Schrödinger functional scheme, and thus should yield identical results in the continuum limit. This clearly emphasizes the importance of controlling the cutoff effects and the continuum extrapolation. On the other hand, the behaviour we measure is qualitatively similar to the one observed in $SU(2)$ gauge theory with adjoint fermions using HYP-smearred improved fermions [26].

For the $N_f = 10$ case we did not perform a measurement of the mass anomalous dimension. Since our results for the coupling constant in the $N_f = 10$ case are compatible with perturbative results, we expect this to hold also for the mass anomalous dimension. In other words, we expect that $\gamma^* = 0.08$ corresponding with a perturbative fixed point at $g^2 \simeq 2.90$.

5. Conclusions

In this paper we have presented the results of a lattice study of $SU(2)$ gauge theory with $N_f = 4, 6$ or 10 flavours of Wilson fermions in the fundamental representation of the gauge group. The numbers of fermion flavours were chosen according to the expected boundaries of the conformal window: $N_f = 10$ is the largest value where the theory is still asymptotically free, and hence it has a fixed point at small coupling where perturbation

theory is expected to be accurate. On the other hand, $N_f = 6$ is expected to be close to the lower boundary of the conformal window, whereas $N_f = 4$ should be safely below it and hence QCD-like.

We have measured the β -functions of the above theories using the Schrödinger functional scheme. We also measure the mass anomalous dimension γ for the $N_f = 6$ theory. In our analysis we have used perturbatively improved Wilson-clover action, together with the improvement of the boundary terms in the Schrödinger functional approach. With this improvement we expect most of the $O(a)$ errors to be eliminated.

Overall our findings agree with the expectations. For $N_f = 10$ we observe a very small β -function at small couplings, and a positive β -function at larger ($g^2 \gtrsim 3$) couplings. Together with the fact that due to the asymptotic freedom the β -function must be negative at small enough coupling, this indicates that the β -function has a zero somewhere at $g^2 \lesssim 3$. This agrees with the perturbative 2-loop β -function which vanishes at $g^2 \approx 2.90$.

At the interesting case of six flavours we observe step scaling (or β -function) behaviour compatible with the perturbation theory up to $g^2 \approx 5$. Above this the β -function starts to approach zero, with a possible fixed point around $g^2 \gtrsim 12$. However, our statistical errors are too large in order to fully resolve the behaviour of the β -function: instead of the fixed point, the β -function could as well start to decrease again at stronger couplings. This kind of behaviour is characteristic for the walking coupling. It would be very interesting to resolve the behaviour in this case: as discussed in the introduction, in the ladder approximation the chiral symmetry breaking sets in around the critical coupling $g_c^2 \sim 4\pi^2/(3C_2(R)) \approx 17$. The estimated provisional fixed point is close to this value, and thus it is indeed plausible that either the fixed point or the chiral symmetry breaking is realised.

Obviously, simulation at much larger volumes (closer to the continuum) would be required to fully pin down the behaviour of the β -function. However, it is just barely possible to reach these values of the Schrödinger functional scheme coupling with the action we use: in order to reach strong Schrödinger functional coupling one has to use strong bare lattice coupling, and the couplings used in this work are already near the largest values which can be used in practice. Clearly, it is important to develop an action which can be used at stronger couplings.

We also measured the mass anomalous dimension using six fermion flavours. The dimension is seen to grow slowly as the coupling increases; somewhat slower than the perturbative result at strong couplings, but overall the result in this case is as expected.

Finally, for four flavours the observed behaviour is unsurprising: the measurements indicate a smoothly decreasing β -function and QCD-like behaviour.

Acknowledgments

This work is supported by the Academy of Finland grant 114371. JR acknowledges the support from Väisälä foundation and TK from Magnus Ehrnrooth foundation. The simulations were performed at the Finnish IT Center for Science (CSC), Espoo, Finland, and

at EPCC, University of Edinburgh. Parts of the simulation program have been derived from the MILC lattice simulation program [59].

References

- [1] H. Georgi, *Unparticle Physics*, Phys. Rev. Lett. **98**, 221601 (2007) [arXiv:hep-ph/0703260].
- [2] H. Georgi, *Another Odd Thing About Unparticle Physics*, Phys. Lett. B **650**, 275 (2007) [arXiv:0704.2457 [hep-ph]];
- [3] K. Cheung, W. Y. Keung and T. C. Yuan, *Collider signals of unparticle physics*, Phys. Rev. Lett. **99**, 051803 (2007) [arXiv:0704.2588 [hep-ph]].
- [4] F. Sannino and R. Zwicky, *Unparticle & Higgs as Composites*, Phys. Rev. D **79** (2009) 015016 [arXiv:0810.2686 [hep-ph]].
- [5] S. Weinberg, *Implications Of Dynamical Symmetry Breaking: An Addendum*, Phys. Rev. D **19**, 1277 (1979); L. Susskind, *Dynamics Of Spontaneous Symmetry Breaking In The Weinberg-Salam Theory*, Phys. Rev. D **20**, 2619 (1979).
- [6] E. Eichten and K. D. Lane, *Dynamical Breaking Of Weak Interaction Symmetries*, Phys. Lett. B **90**, 125 (1980).
- [7] C. T. Hill and E. H. Simmons, *Strong dynamics and electroweak symmetry breaking*, Phys. Rept. **381**, 235 (2003) [Erratum-ibid. **390**, 553 (2004)] [arXiv:hep-ph/0203079].
- [8] F. Sannino, *Dynamical Stabilization of the Fermi Scale: Phase Diagram of Strongly Coupled Theories for (Minimal) Walking Technicolor and Unparticles*, arXiv:0804.0182 [hep-ph].
- [9] F. Sannino and K. Tuominen, Phys. Rev. D **71**, 051901 (2005) [arXiv:hep-ph/0405209].
- [10] T. Banks and A. Zaks, *On the Phase Structure of Vector-Like Gauge Theories with Massless Fermions*, Nucl. Phys. B **196**, 189 (1982).
- [11] T. W. Appelquist, D. Karabali and L. C. R. Wijewardhana, Phys. Rev. Lett. **57**, 957 (1986).
- [12] T. van Ritbergen, J. A. M. Vermaseren and S. A. Larin, Phys. Lett. B **400**, 379 (1997) [arXiv:hep-ph/9701390].
- [13] F. Bursa, L. Del Debbio, L. Keegan, C. Pica and T. Pickup, *Mass anomalous dimension and running of the coupling in $SU(2)$ with six fundamental fermions*, arXiv:1010.0901 [hep-ph].
- [14] H. Ohki *et al.*, *Study of the scaling properties in $SU(2)$ gauge theory with eight flavors*, arXiv:1011.0373 [hep-lat].
- [15] G. Voronov *et al.* (Lattice strong dynamics collaboration): *Lattice Study of the Conformal Window in Two-Color Yang-Mills Theory*, Talk at LATTICE 2011, Squaw Valley, July 12 2011.
- [16] S. Catterall and F. Sannino, *Minimal walking on the lattice*, Phys. Rev. D **76**, 034504 (2007) [arXiv:0705.1664 [hep-lat]].
- [17] A. J. Hietanen, J. Rantaharju, K. Rummukainen and K. Tuominen, *Spectrum of $SU(2)$ lattice gauge theory with two adjoint Dirac flavors*, JHEP **0905**, 025 (2009) [arXiv:0812.1467 [hep-lat]]

- [18] L. Del Debbio, A. Patella and C. Pica, *Higher representations on the lattice: numerical simulations. $SU(2)$ with adjoint fermions*, Phys. Rev. D **81** (2010) 094503 [arXiv:0805.2058 [hep-lat]].
- [19] S. Catterall, J. Giedt, F. Sannino and J. Schneible, *Phase diagram of $SU(2)$ with 2 flavors of dynamical adjoint quarks*, JHEP **0811**, 009 (2008) [arXiv:0807.0792 [hep-lat]].
- [20] A. J. Hietanen, K. Rummukainen and K. Tuominen, *Evolution of the coupling constant in $SU(2)$ lattice gauge theory with two adjoint fermions*, Phys. Rev. D **80**, 094504 (2009) [arXiv:0904.0864 [hep-lat]].
- [21] F. Bursa, L. Del Debbio, L. Keegan, C. Pica and T. Pickup, *Mass anomalous dimension in $SU(2)$ with two adjoint fermions*, Phys. Rev. D **81**, 014505 (2010) [arXiv:0910.4535 [hep-ph]].
- [22] L. Del Debbio, B. Lucini, A. Patella, C. Pica and A. Rago, *Conformal vs confining scenario in $SU(2)$ with adjoint fermions*, Phys. Rev. D **80**, 074507 (2009) [arXiv:0907.3896 [hep-lat]].
- [23] L. Del Debbio, B. Lucini, A. Patella, C. Pica and A. Rago, *The infrared dynamics of Minimal Walking Technicolor*, Phys. Rev. D **82** (2010) 014510 [arXiv:1004.3206 [hep-lat]].
- [24] L. Del Debbio, B. Lucini, A. Patella, C. Pica and A. Rago, *Mesonic spectroscopy of Minimal Walking Technicolor*, Phys. Rev. D **82** (2010) 014509 [arXiv:1004.3197 [hep-lat]].
- [25] F. Bursa, L. Del Debbio, D. Henty, E. Kerrane, B. Lucini, A. Patella, C. Pica, T. Pickup *et al.*, *Improved Lattice Spectroscopy of Minimal Walking Technicolor*, [arXiv:1104.4301 [hep-lat]].
- [26] T. DeGrand, Y. Shamir, B. Svetitsky, *Infrared fixed point in $SU(2)$ gauge theory with adjoint fermions*, [arXiv:1102.2843 [hep-lat]].
- [27] P. H. Damgaard, U. M. Heller, A. Krasnitz and P. Olesen, *On lattice QCD with many flavors*, Phys. Lett. B **400**, 169 (1997) [arXiv:hep-lat/9701008].
- [28] T. Appelquist, G. T. Fleming and E. T. Neil, *Lattice Study of the Conformal Window in QCD-like Theories*, Phys. Rev. Lett. **100**, 171607 (2008) [arXiv:0712.0609 [hep-ph]].
- [29] T. Appelquist, G. T. Fleming and E. T. Neil, *Lattice Study of Conformal Behavior in $SU(3)$ Yang-Mills Theories*, Phys. Rev. D **79**, 076010 (2009) [arXiv:0901.3766 [hep-ph]].
- [30] Z. Fodor, K. Holland, J. Kuti, D. Negradi and C. Schroeder, *Nearly conformal gauge theories in finite volume*, Phys. Lett. B **681**, 353 (2009) [arXiv:0907.4562 [hep-lat]].
- [31] A. Deuzeman, M. P. Lombardo and E. Pallante, *The physics of eight flavours*, Phys. Lett. B **670**, 41 (2008) [arXiv:0804.2905 [hep-lat]].
- [32] A. Deuzeman, M. P. Lombardo and E. Pallante, *Evidence for a conformal phase in $SU(N)$ gauge theories*, Phys. Rev. D **82**, 074503 (2010) [arXiv:0904.4662 [hep-ph]].
- [33] E. Itou *et al.*, *Search for the IR fixed point in the Twisted Polyakov Loop scheme (II)* arXiv:1011.0516 [hep-lat].
- [34] X. Y. Jin and R. D. Mawhinney, *Evidence for a First Order, Finite Temperature Phase Transition in 8 Flavor QCD*, PoS **LATTICE2010**, 055 (2010) [arXiv:1011.1511 [hep-lat]].
- [35] M. Hayakawa, K. I. Ishikawa, Y. Osaki, S. Takeda, S. Uno and N. Yamada, *Running coupling constant of ten-flavor QCD with the Schrödinger functional method*, arXiv:1011.2577 [hep-lat].

- [36] A. Hasenfratz, *Conformal or Walking? Monte Carlo renormalization group studies of $SU(3)$ gauge models with fundamental fermions*, Phys. Rev. D **82**, 014506 (2010) [arXiv:1004.1004 [hep-lat]].
- [37] A. Hasenfratz, *Investigating the critical properties of beyond-QCD theories using Monte Carlo Renormalization Group matching*, Phys. Rev. D **80**, 034505 (2009) [arXiv:0907.0919 [hep-lat]].
- [38] Y. Shamir, B. Svetitsky and T. DeGrand, *Zero of the discrete beta function in $SU(3)$ lattice gauge theory with color sextet fermions*, Phys. Rev. D **78**, 031502 (2008) [arXiv:0803.1707 [hep-lat]];
- [39] T. DeGrand, Y. Shamir and B. Svetitsky, *Phase structure of $SU(3)$ gauge theory with two flavors of symmetric-representation fermions*, Phys. Rev. D **79**, 034501 (2009) [arXiv:0812.1427 [hep-lat]];
- [40] T. DeGrand, Y. Shamir and B. Svetitsky, *Running coupling and mass anomalous dimension of $SU(3)$ gauge theory with two flavors of symmetric-representation fermions*, Phys. Rev. D **82**, 054503 (2010) [arXiv:1006.0707 [hep-lat]].
- [41] Z. Fodor, K. Holland, J. Kuti, D. Nogradi and C. Schroeder, *Chiral properties of $SU(3)$ sextet fermions*, JHEP **0911**, 103 (2009) [arXiv:0908.2466 [hep-lat]].
- [42] J. B. Kogut and D. K. Sinclair, *Thermodynamics of lattice QCD with 2 flavours of colour-sextet quarks: A model of walking/conformal Technicolor*, Phys. Rev. D **81**, 114507 (2010) [arXiv:1002.2988 [hep-lat]].
- [43] M. Luscher and P. Weisz, *$O(a)$ improvement of the axial current in lattice QCD to one-loop order of perturbation theory*, Nucl. Phys. B **479** (1996) 429 [arXiv:hep-lat/9606016].
- [44] M. Luscher, S. Sint, R. Sommer, P. Weisz and U. Wolff, *Non-perturbative $O(a)$ improvement of lattice QCD*, Nucl. Phys. B **491**, 323 (1997) [arXiv:hep-lat/9609035].
- [45] T. Karavirta, K. Tuominen, A. Mykkanen, J. Rantaharju and K. Rummukainen, *Non-perturbatively improved clover action for $SU(2)$ gauge + fundamental and adjoint representation fermions*, PoS **LATTICE2010** (2010) 064 [arXiv:1011.1781 [hep-lat]].
- [46] T. Karavirta, A. Mykkanen, J. Rantaharju, K. Rummukainen, K. Tuominen, *Nonperturbative improvement of $SU(2)$ lattice gauge theory with adjoint or fundamental flavors*, JHEP **1106** (2011) 061. [arXiv:1101.0154 [hep-lat]].
- [47] T. Karavirta, K. Tuominen, A. -M. Mykkanen, J. Rantaharju, K. Rummukainen, *Perturbative improvement of $SU(2)$ gauge theory with two Wilson fermions in the adjoint representation*, PoS **LATTICE2010** (2010) 056. [arXiv:1011.2057 [hep-lat]].
- [48] M. Luscher, R. Narayanan, P. Weisz and U. Wolff, *The Schrodinger functional: A Renormalizable probe for nonAbelian gauge theories*, Nucl. Phys. B **384**, 168 (1992) [arXiv:hep-lat/9207009].
- [49] M. Luscher, R. Narayanan, R. Sommer, U. Wolff, P. Weisz, *Determination of the running coupling in the $SU(2)$ Yang-Mills theory from first principles*, Nucl. Phys. Proc. Suppl. **30** (1993) 139-148.
- [50] M. Luscher, R. Sommer, P. Weisz *et al.*, *A Precise determination of the running coupling in the $SU(3)$ Yang-Mills theory*, Nucl. Phys. **B413** (1994) 481-502. [hep-lat/9309005].

- [51] M. Della Morte, R. Frezzotti, J. Heitger, J. Rolf, R. Sommer and U. Wolff [ALPHA Collaboration], *Computation of the strong coupling in QCD with two dynamical flavours*, Nucl. Phys. B **713**, 378 (2005) [arXiv:hep-lat/0411025].
- [52] M. Della Morte, R. Hoffmann, F. Knechtli, J. Rolf, R. Sommer, I. Wetzorke and U. Wolff [ALPHA Collaboration], *Non-perturbative quark mass renormalization in two-flavor QCD*, Nucl. Phys. B **729**, 117 (2005) [arXiv:hep-lat/0507035].
- [53] S. Capitani, M. Luscher, R. Sommer and H. Wittig [ALPHA Collaboration], *Nonperturbative quark mass renormalization in quenched lattice QCD*, Nucl. Phys. B **544**, 669 (1999) [arXiv:hep-lat/9810063].
- [54] S. Sint and R. Sommer, *The Running coupling from the QCD Schrodinger functional: A One loop analysis*, Nucl. Phys. B **465** (1996) 71 [arXiv:hep-lat/9508012].
- [55] R. Sommer, Nucl. Phys. Proc. Suppl. **60A**, 279 (1998) [arXiv:hep-lat/9705026].
- [56] I.P. Omelyan, I.M. Mryglod and R. Folk, *Symplectic analytically integrable decomposition algorithms: classification, derivation, and application to molecular dynamics, quantum and celestial mechanics simulations*, Computer Physics Communications, Volume 151, Issue 3, 1 April 2003.
- [57] T. Takaishi and P. de Forcrand, *Testing and tuning new symplectic integrators for hybrid Monte Carlo algorithm in lattice QCD* Phys. Rev. E **73** (2006) 036706 [arXiv:hep-lat/0505020].
- [58] R. C. Brower, T. Ivanenko, A. R. Levi, K. N. Orginos, *Chronological inversion method for the Dirac matrix in hybrid Monte Carlo*, Nucl. Phys. **B484** (1997) 353-374. [hep-lat/9509012].
- [59] <http://physics.utah.edu/~detar/mile.html>