

Applications of Symmetry Breaking in Determining PDFs of the Nucleon

Fu-Guang Cao

Institute of Fundamental Sciences, Massey University, Private Bag 11 222, Palmerston North, New Zealand

Abstract.

Studying the possible breaking of various parton model symmetries by the parton distribution functions of the nucleon can provide important information for the non-perturbative structure of hadrons and the strong interaction. We review theoretical calculations for the breaking of flavor symmetry, quark-antiquark symmetry and charge symmetry in the unpolarized and polarized nucleons using the meson cloud model. We report an estimation for the total distribution of strange and anti-strange quarks in the nucleon by combining theoretical calculations of SU(3) flavor symmetry breaking with light antiquark distributions obtained from global analysis of available experimental data.

Keywords: Symmetry Breaking, Parton Distribution Function, Meson Cloud Model

PACS: 14.20.Dh, 13.88+e., 12.39.Ba

INTRODUCTION

The possible breaking of parton model symmetries by the nucleon's parton distribution functions (PDFs) has been a topic of great interest due to its sensitivity to the non-perturbative dynamics of the nucleon. In particular, the flavor asymmetry in the unpolarized nucleon sea has been confirmed by several experiments [1, 2, 3], which has impacted the determination of both valence and sea quark distributions of the nucleon [4].

There are two dominant mechanisms for the quark sea production in the nucleon: (I) gluons splitting into quark-antiquark pairs, and (II) non-perturbative processes such as nucleons fluctuating into virtual meson-baryon pairs with the partons in the baryon and meson acting as the sea quarks in the nucleon. While the sea distributions generated through mechanism (I) can be assumed to be flavor independent (SU(3) flavor symmetric), i.e. $\bar{d} = \bar{u} = \bar{s}$ and $d_{sea} = u_{sea} = s_{sea}$ and quark-antiquark symmetric, i.e. $\bar{q} = q$, the sea distributions generated through mechanism (II) violate these symmetries. Mechanism (II) provides a natural explanation for the observed SU(2) flavor asymmetry among the sea distributions ($\bar{d} > \bar{u}$) since the probability of the Fock state $|n\pi^+\rangle$ is larger than that of the $|\Delta^{++}\pi^-\rangle$ state in the proton wave function [5, 6, 7]. Calculations using mechanism (II) also predict strange-anti-strange symmetry breaking [8, 9, 10] and charge symmetry breaking [11] by the PDFs of the nucleon, which may play an important role in explaining NuTeV's anomalous results [12] for the $\sin^2\theta_W$ extracted from neutrino deep inelastic scattering (DIS) processes [13].

The total distribution of the strange and anti-strange quarks ($s + \bar{s}$) in the nucleon is not well determined compared with those for the light quark sea. The experimental con-

straints for the $s + \bar{s}$ come mainly from CCFR [14] and NuTeV [15] measurements of neutrino(antineutrino)-nucleon DIS processes, and HERMES measurement of charge kaon production in deep inelastic scattering on the deuteron [16]. A precise understanding on the cross-section for W production at the Large Hadron Collider (LHC) depends on the strange sea distributions at small x region.

In this paper, we report investigations on the breaking of flavor symmetry [17, 18], quark-antiquark symmetry [9, 10] and charge symmetry [11] by the nucleon's PDFs in the unpolarized and polarized nucleons using the meson cloud model. Combining theoretical calculations of SU(3) flavor symmetry breaking with light antiquark distributions obtained from global analysis of available experimental data we can estimate the total distribution of strange and antistrange quarks in the nucleon.

MESON CLOUD MODEL

The meson cloud model (MCM) [5, 7] is a model of non-perturbative contributions to the parton distributions of the nucleon. The essential point of the MCM is that the nucleon can fluctuate into different baryon-meson Fock states, $p \rightarrow BM$. The model assumes that the lifetime of a virtual baryon-meson Fock state is much longer than the interaction time in the deep inelastic or Drell-Yan process, thus the quark and antiquark in the virtual baryon-meson Fock states can contribute to the parton distributions of the nucleon.

The contributions to the unpolarized quark and antiquark distributions of the nucleon can be written as,

$$\delta q(x) = \sum_{BM} \left[\int_x^1 \frac{dy}{y} f_{BM/N}(y) q^B\left(\frac{x}{y}\right) + \int_x^1 \frac{dy}{y} f_{MB/N}(y) q^M\left(\frac{x}{y}\right) \right], \quad (1)$$

$$\delta \bar{q}(x) = \sum_{BM} \int_x^1 \frac{dy}{y} f_{MB/N}(y) \bar{q}^M\left(\frac{x}{y}\right), \quad (2)$$

where $f_{BM}(y) = f_{MB}(1-y)$ are unpolarized fluctuation functions giving the probability of finding the baryon with longitudinal momentum fraction y and the meson with $1-y$ in the Fock state $|BM\rangle$,

$$f_{BM/N}(y) = \sum_{\lambda\lambda'} \int_0^\infty dk_\perp^2 \phi_{BM}^{\lambda\lambda'}(y, k_\perp^2) \phi_{BM}^{*\lambda\lambda'}(y, k_\perp^2). \quad (3)$$

The wave function $\phi_{BM}^{\lambda\lambda'}(y, k_\perp^2)$ for the Fock state containing a baryon (B) with longitudinal momentum y , transverse momentum \mathbf{k}_\perp , and helicity λ , and a meson with momentum fraction y , transverse momentum $-\mathbf{k}_\perp$, and helicity λ' can be derived from effective meson-nucleon Lagrangians employing time-order perturbation theory in the infinite momentum frame [19]. For the contributions to the polarized quark and antiquark distributions we refer the readers to [17, 18]. The parton distribution functions for the baryon and meson (q^B , q^M and \bar{q}^M) can be calculated using the MIT bag model [20].

SYMMETRY BREAKING IN THE PARTON DISTRIBUTION FUNCTIONS OF THE NUCLEON

As the contributions from the baryon-meson Fock states are not as constrained by the quark level symmetries of the nucleon wave function, they may break various symmetries predicted by the naive parton model.

Flavour symmetry breaking in the polarized nucleon sea

The SU(2) flavor symmetry breaking in the unpolarized nucleon sea is well established, both experimentally [1, 2, 3] and theoretically [6, 7]. We calculated the SU(2) flavor symmetry breaking in the polarized nucleon sea by taking into account fluctuations $p \rightarrow N\pi, N\rho, N\omega, \Delta\pi$ and $\Delta\rho$ [17, 18],

$$\Delta\bar{d} - \Delta\bar{u} = \int_x^1 \frac{dy}{y} \left[\frac{2}{3}\Delta f_{\rho N/N}(y) - \frac{1}{3}\Delta f_{\rho\Delta/N}(y) \right] \Delta V_\rho\left(\frac{x}{y}\right), \quad (4)$$

where $\Delta f_{\rho N/N}(y)$ and $\Delta f_{\rho\Delta/N}(y)$ are polarized fluctuation functions and $\Delta V_\rho(x)$ is the polarized valence parton distribution of the ρ meson. The contributions from possible interferences between different baryon-meson Fock states are much smaller than that given by Eq. (4).

The numerical results for $x(\Delta\bar{u} - \Delta\bar{d})$ are shown in Fig. 1 together with HERMES data [21]. Our theoretical calculations are consistent with the data, although large uncertainties exist in the data. Also we found that the SU(2) flavor symmetry breaking in the polarized nucleon sea is much smaller than that in the unpolarized sea, which is in contrast to calculations using chiral quark soliton model which predicts the differences $\Delta\bar{d} - \Delta\bar{u}$ and $\bar{d} - \bar{u}$ are similar in magnitude [22].

There may be other non-perturbative contributions to flavor symmetry breaking of the parton distributions of the bare nucleon. Some studies [17, 23] estimated that these contributions could be significantly larger than the contributions from the meson cloud by considering Pauli blocking effects. However the HERMES data indicate that these non-perturbative contributions from the bare nucleon cannot be very large. As Pauli blocking effects are expected to be of similar size in both polarized and unpolarized cases, this conclusion may be of important in discussions of $\bar{d} - \bar{u}$ difference [6].

The results for the SU(3) flavor symmetry breaking in the unpolarized nucleon sea, defined as

$$\Delta(x) = \bar{d}(x) + \bar{u}(x) - s(x) - \bar{s}(x), \quad (5)$$

are shown in Fig. 1. The largest contributions to the \bar{d} and \bar{u} sea come from the Fock states $|N\pi\rangle, |N\rho\rangle$ and $|\Delta\pi\rangle$, while the Fock states involving K and K^* mesons and responsible for the strange sea are of roughly equal magnitude. We also show the results when Fock states containing K^* mesons are omitted in order to provide some estimate of the uncertainties in the model calculation. We can see that this has a small effect on the calculation of $x\Delta(x)$, and gives us some confidence that the uncertainties in the MCM calculations are under control.

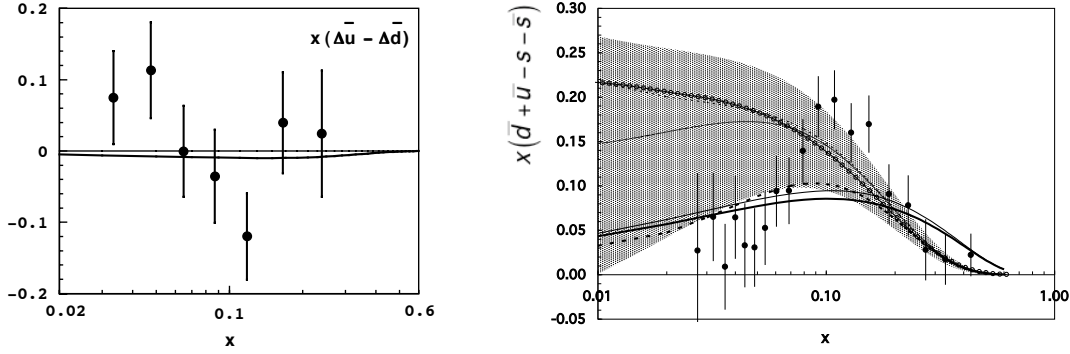


FIGURE 1. Left: MCM calculations for SU(2) flavor asymmetry in the polarized nucleon sea, compared with HERMES measurements [21]. Right: MCM calculations for $x\Delta(x)$ (thick solid curve - with K^* contributions; thin solid curve - without K^* contributions), compared with the ‘experimental’ distributions based on HERMES [21] (data points) and NuTeV [24] (thin solid curve with open-circle markers) data, and the results from CTEQ6.6M [26] (thick dashed curve), MSTW2008 [27] (thin dashed curve) and CTEQ6.5 [25] (shaded area with the middle curve giving the central values).

The results for $x\Delta(x)$ are in reasonably good agreement with HERMES results [16] except for the region around $x \sim 0.10$, but smaller than the next-leading-order analysis [24] of NuTeV data [15]. We note that the two ‘experimental’ distributions which are obtained by using HERMES [16] and NuTeV [24] data for the $s + \bar{s}$ together with CTEQ parameterizations [25, 26] of $x(\bar{d} + \bar{u})$ do not agree well. It would be very interesting to see if this difference remains when the HERMES data are analyzed at next-to-leading order (NLO) in QCD. The MCM calculations for $x\Delta(x)$ also agree with the distribution obtained with CTEQ6M [26] set for the PDFs, but significantly smaller than that obtained with MSTW2008 [27] set for the PDFs and the central values of CTEQ6.5 [25] set for the PDFs. It is worth noting that the MCM calculations of $x\Delta(x)$ are independent of any global PDF set for the proton.

Quark-antiquark symmetry breaking

There has been interest for some time in the question of whether non-perturbative processes can lead to a difference between the strange and antistrange quark distribution functions of the proton [8]. More recent interest in this topic was prompted by the measurement of $\sin^2 \theta_W$ by the NuTeV collaboration [12]. The large difference between the NuTeV result and the accepted value of around three standard deviations could arise, or be partly explained by, a positive value of the second moment of the difference between the strange and antistrange distributions, $\langle x(s - \bar{s}) \rangle = \int_0^1 dx x [s(x) - \bar{s}(x)]$, as has been pointed out by Davidson and co-workers [13].

We study the strange-antistrange asymmetry by considering the fluctuations to ΛK^* and ΣK^* in addition to the ΛK and ΣK fluctuations of the proton. The results are shown in Fig. 2 for the unpolarized and polarized PDFs. It can be seen that the strange-antistrange symmetry breaking is more significant in the polarized sea than in the unpolarized sea.

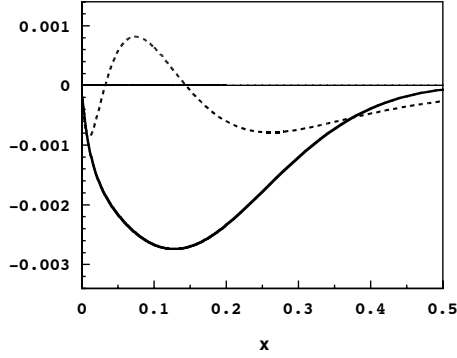


FIGURE 2. The strange-antistrange symmetry breaking in the unpolarized (dashed curve for $x(s - \bar{s})$ at $Q^2 = 16 \text{ GeV}^2$) and polarized (solid curve for $x(\Delta s - \Delta \bar{s})$ at $Q^2 = 2.5 \text{ GeV}^2$) nucleon sea.

We calculate the second moment of the strange-antistrange asymmetry both with and without the K^* contributions. It was found that $\langle x(s - \bar{s}) \rangle = 1.43 \times 10^{-4}$ (-1.35×10^{-4}) without (with) the K^* states. Omitting the fluctuations involving K^* mesons changes the sign of the second moment of the asymmetry, so it is important that these fluctuations are included in any discussion of the asymmetry of the strange sea. The strange-antistrange asymmetry calculated in the MCM is an order of magnitude too small to have any significant effect on the NuTeV result for the weak mixing angle.

Charge symmetry breaking

It has been generally believed that charge symmetry is highly respected in the nucleon system. However some theoretical calculations have suggested that the charge symmetry breaking (CSB) in the valence quark distributions may be as large as 2% \sim 10% (see e.g. [28, 29]) which is rather large compared with the low-energy results. Any unexpected large CSB will greatly affect our understanding of non-perturbative dynamics and hadronic structure, and also the extraction of $\sin^2 \theta_W$ from neutrino scattering [13].

At the quark level charge symmetry implies the invariance of a system under the interchange of up and down quarks. The breaking of the charge symmetry in the parton distributions of the nucleon can be ‘measured’ via the quantities:

$$\begin{aligned}
 \delta d_v(x) &= d_v^p(x) - u_v^n(x), & \delta u_v(x) &= u_v^p(x) - d_v^n(x), \\
 \delta \bar{d}(x) &= \bar{d}^p(x) - \bar{u}^n(x), & \delta \bar{u}(x) &= \bar{u}^p(x) - \bar{d}^n(x), \\
 \delta s(x) &= s^p(x) - s^n(x), & \delta \bar{s}(x) &= \bar{s}^p(x) - \bar{s}^n(x).
 \end{aligned} \tag{6}$$

The charge symmetry breaking in both the valence and sea distributions has a non-perturbative origin. Thus we can investigate the CSB using the meson cloud model. The baryons (mesons) in the respective virtual Fock states of the proton and neutron may differ in the charge they carry. If we neglect the mass differences between these baryons (mesons) the fluctuation functions for the proton and neutron will be the same, and the contributions to the parton distributions of the nucleon from these fluctuations

will be charge symmetric. As is well known, the electromagnetic interaction induces mass differences among these baryons (mesons). If we take into account these mass differences the probabilities for the corresponding fluctuations of proton and neutron will be different, and thus the contributions to the parton distributions of the proton and neutron will be different, which results in CSB in the parton distributions of the nucleon. Although it is argued from the quark model calculations that the electromagnetic effect does not play a significant role in the calculation of CSB in the parton distributions [29], it is worthwhile to study this effect using a different theoretical picture.

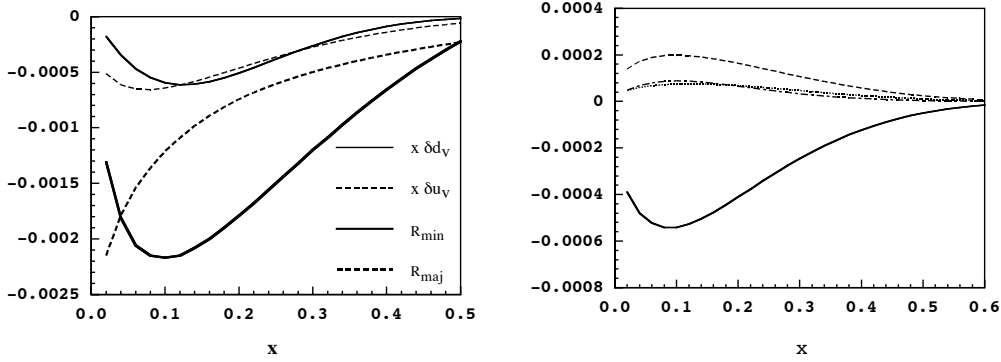


FIGURE 3. Left: The charge symmetry breaking in the valence quarks. $R_{\min} = \delta d_v/d_v^p$ and $R_{\max} = \delta u_v/u_v^p$. $Q^2 = 4 \text{ GeV}^2$. Right: The charge symmetry breaking in the sea quarks, $x\delta\bar{d}$ (solid curve), $x\delta\bar{u}$ (dashed curve), $x\delta s$ (dash-dotted curve), and $x\delta\bar{s}$ (dotted curve). $Q^2 = 4 \text{ GeV}^2$.

The results for the CSB in the valence quarks ($x\delta d_v$ and $x\delta u_v$) and sea quarks ($x\delta\bar{d}$, $x\delta\bar{u}$, $x\delta s$ and $x\delta\bar{s}$) are shown in Fig. 3. We find that $x\delta d_v$ and $x\delta u_v$ have similar shape and both are negative, which is quite different from the quark model prediction of $x\delta d_v$ being positive for most values of x [28, 29]. Furthermore, our numerical results are about 10% of the quark model estimations. It has been argued that although the absolute values of δd_v and δu_v may be small, the ratio $R_{\min} = \delta d_v/d_v^p$ can be much larger than the ratio $R_{\max} = \delta u_v/u_v^p$ in the large- x region since $d_v^p(x)/u_v^p(x) \ll 1/2$ as $x \rightarrow 1$, and values as large as 10% [29] have been obtained for the ratio $\delta d_v/d_v^p$. No such large- x enhancement appears in our calculation for both ratios. The smallness of any CSB effect as $x \rightarrow 1$ is natural in the MCM, as all the fluctuation functions go to zero as $y \rightarrow 1$, and hence there is no non-perturbative contribution to the parton distributions at large x . While quark models naturally predict significant CSB in the parton distributions at large x , this is very hard to test, as all present-day experimental data in this region has large uncertainties – for instance the value of the ratio d/u as $x \rightarrow 1$ is not well determined. We did not find any significantly large CSB in the sea quark distributions of the nucleon, which is consistent with recent phenomenological analysis [30].

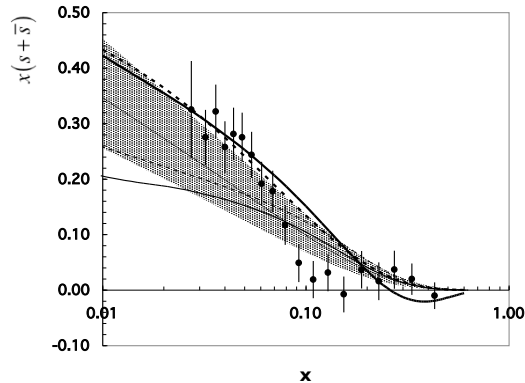


FIGURE 4. The sum of the strange and antistrange quark distributions, shown as $x(s + \bar{s})$, from the MCM calculations (thick solid curve), the HERMES measurement [16] (data points), and the next-to-leading order analysis of NuTeV dimuon data [24] (thin solid curve). The global fit results from CTEQ6.6M [26] (thick dashed curve), MSTW2008 [27] (thin dashed curve) and CTEQ6.5 [25] (shaded area) are also shown.

THE TOTAL STRANGE AND ANTISTRANGE QUARK DISTRIBUTION IN THE NUCLEON

The non-strange light quark sea distributions are well determined by the global PDF fits to all available experimental data. Combining the global fit results for $\bar{d}(x) + \bar{u}(x)$ with our calculations for $\Delta(x)$ we are able to estimate the total strange sea distribution,

$$x[s(x) + \bar{s}(x)] = x[\bar{d}(x) + \bar{u}(x)]_{\text{Fit}} - x\Delta(x). \quad (7)$$

The results for $x(s + \bar{s})$ are shown in Fig. 4. We have combined our calculations of $x\Delta(x)$ with the $(\bar{d} + \bar{u})(x)$ distribution from the CTEQ6.6M set for the PDFs of the nucleon. We find that our calculations are in good agreement with the CTEQ6.6M PDF set [26], and with the HERMES data [16] for the region $x < 0.07$, but are larger than those from the MSTW2008 [27] and CTEQ6.5 [25] PDF sets, and the NLO analysis of NuTeV data [24]. Our calculations for $x(s + \bar{s})$ becomes negative for $x > 0.25$ which is unreasonable. The reason for this could be that our model calculations overestimate $x\Delta(x)$, or that $x(\bar{d} + \bar{u})(x)$ is underestimated in the CTEQ6.6 PDF set, or both. We also note that omitting the K^* states from the calculation makes almost no difference in this region. Our calculations suggest that the suppression of strange sea relative to the non-strange light antiquark sea is not as large as has been previously believed.

SUMMARY

The possible breaking of various parton model symmetries by the nucleon's parton distribution functions is of great interest since it can provide important information for the non-perturbative structure of hadrons and the strong interaction. We investigate the breaking of flavor symmetry, quark-antiquark symmetry and charge symmetry in the un-

polarized and polarized nucleons using the meson cloud model. We find that the SU(2) flavor symmetry in the polarized nucleon sea is broken ($\Delta\bar{u} < \Delta\bar{d}$), and the symmetry breaking is much smaller than that in the unpolarized nucleon sea. The strange-antistrange symmetry is found to be broken in both the unpolarized and polarized nucleon sea, and the asymmetry is more significant in the polarized sea than that in the unpolarized sea. The charge symmetry breaking is found to be small. We estimated the total strange and antistrange quark distribution of the nucleon and found that the suppression of strange sea relative to the non-strange light antiquark sea is not as large as has been previously believed.

ACKNOWLEDGMENTS

I would like to thank Tony Signal and Francois Bissey for many years of enjoyable collaboration on the study of nucleon structure.

REFERENCES

1. A. Baldit *et al.*, NA51 Collaboration, Phys. Lett. B **332**, 244 (1994).
2. E. A. Hawker *et al.*, E866/NuSea Collaboration, Phys. Rev. Lett. **80**, 3715 (1998).
3. K. Ackerstaff *et al.*, HERMES Collaboration, Phys. Rev. Lett. **25**, 5519 (1998).
4. G. T. Garvey and J. C. Peng, Prog. Part. Nucl. Phys. **47**, 203 (2001).
5. A. W. Thomas, Phys. Lett. B **126**, 97 (1983).
6. W. Melnitchouk, J. Speth, and A. W. Thomas, Phys. Rev. D **59**, 014033 (1998).
7. see *e.g.*, S. Kumano, Phys. Rep. **303**, 103 (1998).
8. A. I. Signal and A. W. Thomas, Phys. Lett. B **191**, 205 (1987).
9. F.-G. Cao and A. I. Signal, Phys. Rev. D **60**, 074021 (1999).
10. F.-G. Cao and A. I. Signal, Phys. Lett. B **559**, 229 (2003).
11. F.-G. Cao and A. I. Signal, Phys. Rev. C **62**, 015203 (2000).
12. G. P. Zeller *et al.*, NuTeV Collaboration, Phys. Rev. Lett. **88**, 091802 (2002).
13. S. Davidson *et al.*, J. High Energy Phys. **02**, 037 (2002).
14. A. O. Bazarko, *et al.*, CCFR Collaboration, Z. Phys. C **65**, 189 (1995).
15. M. Goncharov *et al.*, NuTeV Collaboration, Phys. Rev. D **64**, 112006 (2001).
16. A. Airapetian, *et al.*, HERMES Collaboration, Phys. Lett. B **666**, 446 (2008).
17. F.-G. Cao and A. I. Signal, Eur. Phys. J. C **21**, 105 (2001).
18. F.-G. Cao and A. I. Signal, Phys. Rev. D **68**, 074002 (2003).
19. H. Holtmann, A. Szczurek, and J. Speth, Nucl. Phys. A **569**, 631 (1996).
20. A. I. Signal and A. W. Thomas, Phys. Lett. B **211**, 481 (1988); Phys. Rev. D **40**, 2832 (1989); A. W. Schreiber, A. W. Thomas, and J. T. Londergan, Phys. Rev. D **42**, 2226 (1990); A. W. Schreiber, A. I. Signal, and A. W. Thomas, Phys. Rev. D **44**, 2653 (1991).
21. A. Airapetian *et al.*, HERMES Collaboration, Phys. Rev. Lett. **92**, 012005 (2004).
22. D. I. Diakonov *et al.*, Nucl. Phys. B **480**, 341 (1996); Phys. Rev. D **56**, 4069 (1997); P. V. Pobylitsa and M. V. Polyakov, Phys. Lett. B **389**, 350 (1996); B. Dressler *et al.*, Eur. Phys. J. C **14**, 147 (2000).
23. M. Glück and E. Reya, Mod. Phys. Lett. A **15**, 883 (2000).
24. D. Mason *et al.*, Phys. Rev. Lett. **99**, 192001 (2007).
25. H. L. Lai, *et al.*, J. High Energy Phys. **0704**, 089 (2007).
26. P. M. Nadolsky, *et al.*, Phys. Rev. D **78**, 2008 (013004).
27. A. D. Martin, W. J. Stirling, R. S. Thorne, and G. Watt, Eur. Phys. J. C **63**, 189 (2009).
28. E. Sather, Phys. Lett. B **274**, 433 (1992).
29. E. Rodionov, A. W. Thomas, and J. T. Londergan, Mod. Phys. Lett. A **9**, 1799 (1994).
30. C. Boros, J. T. Londergan, and A. W. Thomas, Phys. Rev. Lett. **81**, 4075 (1998); Phys. Rev. D **59**, 074021 (1999).