

Eigenvalue distribution of the Dirac operator at finite temperature with (2+1)-flavor dynamical quarks using the HISQ action

H. Ohno^{*,a†}, U.M. Heller,^b F. Karsch,^{c,d} and S. Mukherjee^d

^a*Graduate School of Pure and Applied Sciences, University of Tsukuba, Tsukuba, Ibaraki 305-8571, Japan*

^b*American Physical Society, One Research Road, Ridge, NY 11961, USA*

^c*Fakultät für Physik, Universität Bielefeld, D-33501 Bielefeld, Germany*

^d*Physics Department, Brookhaven National Laboratory, Upton, NY 11973, USA*

E-mail: ohno@het.ph.tsukuba.ac.jp

We report on the behavior of the eigenvalue distribution of the Dirac operator in (2+1)-flavor QCD at finite temperature, using the HISQ action. We calculate the eigenvalue density at several values of the temperature close to the pseudocritical temperature. For this study we use gauge field configurations generated on lattices of size $32^3 \times 8$ with two light quark masses corresponding to pion masses of about 160 and 115 MeV. We find that the eigenvalue density below T_c receives large contributions from near-zero modes which become smaller as the temperature increases or the light quark mass decreases. Moreover we find no clear evidence for a gap in the eigenvalue density up to $1.1T_c$. We also analyze the eigenvalue density near T_c where it appears to show a power-law behavior consistent with what is expected in the critical region near the second order chiral symmetry restoring phase transition in the massless limit.

*XXIX International Symposium on Lattice Field Theory
July 10 - 16 2011
Squaw Valley, Lake Tahoe, California*

*Speaker.

†Current address: Fakultät für Physik, Universität Bielefeld, D-33501 Bielefeld, Germany

1. Introduction

The chiral phase transition is one of the most important features of quantum chromodynamics (QCD) in our understanding of the properties of strongly interacting matter in a hot medium. QCD with N_f -flavors of massless quarks has an $SU_L(N_f) \times SU_R(N_f)$ chiral symmetry, which is spontaneously broken in the vacuum, *i.e.*, at zero temperature. The vanishing of the chiral condensate $\langle \bar{\psi}\psi \rangle$, an order parameter of the chiral phase transition, signals the restoration of chiral symmetry at high temperatures.

It was shown by Banks and Casher [1] that the eigenvalue density of the Dirac operator $\rho(\lambda)$ is related to $\langle \bar{\psi}\psi \rangle$ by $|\langle \bar{\psi}\psi \rangle| = \pi\rho(0)$ in the limits of infinite volume and vanishing quark mass. Therefore low-lying eigenvalues of the Dirac operator play a key role in the breaking and restoration of chiral symmetry. In particular, $\rho(0)$ is nonzero in the chirally broken phase and $\rho(0)$ vanishes when the chiral symmetry is restored. Whether $\rho(\lambda)$ develops a gap around $\lambda = 0$ above the critical temperature T_c is another important subject since it is related to restoration of the $U_A(1)$ symmetry. The $U_A(1)$ symmetry is explicitly broken by the anomaly which exists independently of temperature. Thus the $U_A(1)$ symmetry is expected to remain broken above T_c . If the difference of isovector susceptibilities $\omega \equiv \chi_P - \chi_S$ [2], where $\chi_i \equiv \int d^4x \langle j_i^k(x) j_i^k(0) \rangle$ ($i = P, S$), $j_P^k(x) \equiv \bar{\psi}(x) \tau^k i \gamma_5 \psi(x)$ and $j_S^k(x) \equiv \bar{\psi}(x) \tau^k \psi(x)$, is considered, a relation¹,

$$\omega = \int_0^\infty d\lambda \frac{4m^2 \rho(\lambda)}{(\lambda^2 + m^2)^2}, \quad (1.1)$$

where m is a quark mass, can be obtained in a manner similar to the Banks-Casher relation. Therefore, if $\rho(\lambda)$ has a gap around $\lambda = 0$, then $\omega = 0$ in the chiral limit, which means $\chi_P = \chi_S$ and that the $U_A(1)$ symmetry is effectively restored.

If the chiral phase transition occurs continuously and $\rho(\lambda)$ changes smoothly as the temperature increases, a power-law behavior of $\rho(\lambda)$ such as $\rho(\lambda) \sim \lambda^\alpha$ becomes important because α is related to critical exponents of the phase transition. It has been suggested that for $N_f = 2$, there is a second order phase transition [3] belonging to the same universality class as 3-dimensional $O(4)$ spin models. In fact, for staggered quarks, although only an $O(2)$ symmetry is preserved rather than $O(4)$, at least $O(N)$ scaling has been suggested in an analysis of the magnetic equation of state [4, 5]. Similarly, studies performed with Wilson quarks indicated $O(4)$ scaling [6, 7]. Thus an interesting question is whether the power-law of $\rho(\lambda)$ at the critical temperature is consistent with what is expected from the scaling behavior for the $O(2)$ or $O(4)$ universality class.

In this study, we calculate low-lying eigenvalues of the Dirac operator at several values of the temperature close to the pseudocritical temperature by using (2+1)-flavor dynamical quarks with the highly improved staggered quark (HISQ) action. In the following sections, we show the temperature and light quark mass dependence of $\rho(\lambda)$ and its critical behavior.

2. Simulation setup

Our simulations were performed on $32^3 \times 8$ lattices with the tree level improved gauge action and the HISQ action which reduces the effects of taste symmetry violations and accordingly the

¹Here and in the following we ignore any explicit dependence of $\rho(\lambda)$ on the light sea quark mass m , *i.e.* we write $\rho(\lambda) \equiv \rho(\lambda, m)$. This will eventually become important also for a discussion of the critical behavior.

β	a [fm]	T [MeV]	$m_s a$	# confs.	
				$m_l/m_s = 1/20$	$m_l/m_s = 1/40$
6.195	0.1847	133.5	0.0880	300	142
6.245	0.1759	140.2	0.0830	300	300
6.260	0.1733	142.3	0.0810	300	300
6.285	0.1691	145.8	0.0790	300	300
6.315	0.1642	150.2	0.0760	300	300
6.341	0.1601	154.0	0.0740	300	270
6.354	0.1581	156.0	0.0728	300	300
6.390	0.1527	161.6	0.0694	300	300
6.423	0.1478	166.8	0.0670	300	340
6.445	0.1447	170.5	0.0652	841	246
6.460	0.1426	173.0	0.0640	101	-
6.488	0.1388	177.7	0.0620	183	-
6.550	0.1307	188.7	0.0582	202	-
6.664	0.1171	210.6	0.0514	594	-
6.800	0.1029	239.7	0.0448	599	-
6.950	0.0894	275.9	0.0386	596	-
7.150	0.0744	331.6	0.0320	597	-

Table 1: The parameters of the numerical simulations, i.e. the gauge coupling β , the lattice spacing a , temperature T and the strange quark mass m_s are summarized. The number of configurations for measurements is also listed.

cutoff dependence better than the other staggered fermion formulations in use [8]. Part of our gauge configurations were generated by the HotQCD collaboration [9]. The lattice spacing was determined by measuring the static quark anti-quark potential. The strange quark mass m_s was set to its physical value and the light quark mass m_l was fixed to $m_s/20$ and $m_s/40$ corresponding to lightest (Goldstone) pions of about 160 and 115 MeV, respectively. The pseudocritical temperatures for $m_l/m_s = 1/20$ and $1/40$ has been estimated at 162.9(1.8) and 157(3) MeV, respectively, from the peak in the chiral susceptibility. The details of the determination of the lattice spacing, the strange quark mass and the pseudocritical temperature has been discussed in Ref. [9]. Each 10th trajectory was chosen for measurements after skipping at least 500 trajectories for thermalization. Statistical errors were estimated by the jackknife method. Our simulation parameters and statistics are summarized in Table 1.

The staggered Dirac operator \not{D} is anti-hermitian and it has purely imaginary eigenvalues $i\lambda$. Because of the remnant chiral symmetry, the eigenvalues always appear in complex conjugate pairs. We calculated the lowest 100 positive eigenvalues λ_k ($k = 1, 2, \dots, 100$) of $i\not{D}$, and then evaluated the eigenvalue density defined by

$$\rho(\lambda) \equiv \frac{1}{V} \langle \sum_k \delta(\lambda - \lambda_k) \rangle, \quad (2.1)$$

where V is the four-volume. Here $\rho(\lambda)$ is normalized so that $\int d\lambda \rho(\lambda) = \# \text{ eigenvalues}/V$. Nu-

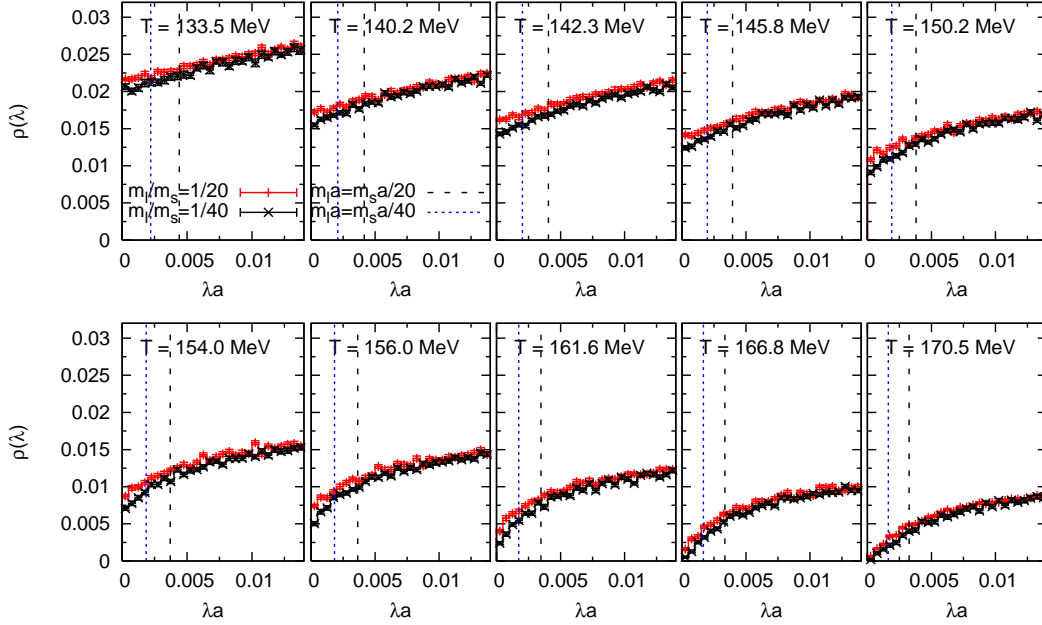


Figure 1: Temperature and light quark mass dependence of the eigenvalue density. Plus and cross symbols indicate $\rho(\lambda)$ for $m_l/m_s = 1/20$ and $1/40$, respectively. The value of the m_l 's are shown by vertical dashed and dotted lines.

merically, $\rho(\lambda)$ was computed by binning of eigenvalues in small intervals for each configuration. In this study, we chose 0.0005 as the size of a bin for all of the temperatures and light quark masses.

3. Temperature and light quark mass dependence of $\rho(\lambda)$

Figure 1 shows the temperature and light quark mass dependence of $\rho(\lambda)$. We found a small quark mass dependence for eigenvalues λ small compared to m_l , indicated by vertical dashed and dotted lines in the plots. The bulk behavior of $\rho(\lambda)$, on the other hand, is not sensitive to the quark mass. Moreover, $\rho(0)$ becomes smaller as the temperature increases and/or the light quark mass decreases, and eventually goes to zero, consistent with what is expected from the restoration of chiral symmetry, *i.e.*, the vanishing of the chiral order parameter above T_c .

The eigenvalue distribution $\rho(\lambda)$ at temperatures clearly above T_c is shown in Fig. 2. The distribution of eigenvalues above $T = 239.7$ MeV is qualitatively different from that below that temperature. Namely, $\rho(\lambda)$ has only a tail that approaches the origin. As mentioned in Sec. 1, the important point here is whether $\rho(\lambda)$ has a gap around $\lambda = 0$. From the r.h.s of Fig. 2, a lack of eigenvalues around the origin can be seen above $T = 188.7$ MeV. However, a more careful analysis, including an investigation of the (spatial) volume dependence, is needed to distinguish a real gap from lattice artifacts and finite volume effects.

4. Critical behavior of $\rho(\lambda)$

In the vicinity of a critical point, the behavior of an order parameter M is controlled by a

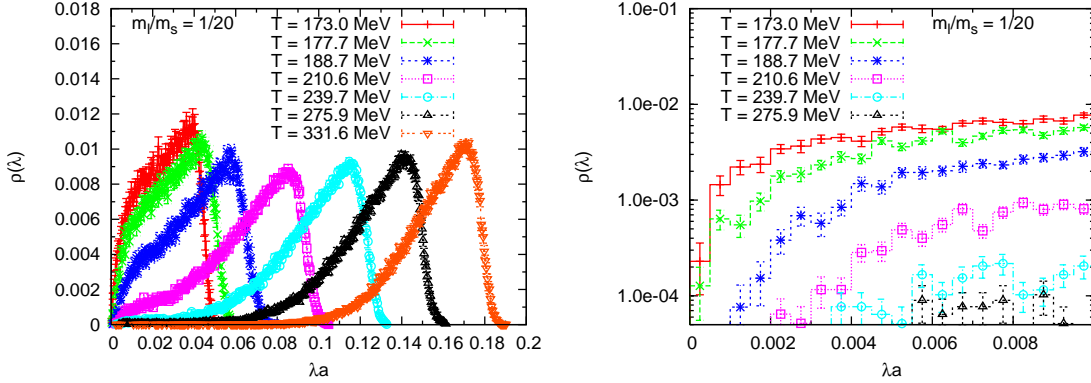


Figure 2: The eigenvalue density above T_c . Plus, cross, asterisk, square, circle, triangle, and downward triangle symbols indicate $\rho(\lambda)$ at $T=173.0, 177.7, 188.7, 210.6, 239.7, 275.9,$ and 331.6 MeV, respectively. The right figure shows a logarithmic plot of the same data for the small λ region. All of the data points for $T = 331.6$ MeV are outside of the region shown.

universal scaling function $f_G(z)$ as

$$M = h^{1/\delta} f_G(z), \quad (4.1)$$

with $z \equiv t/h^{1/\beta\delta}$, where h and t are scaling variables corresponding to a symmetry breaking field and temperature, respectively, and β and δ are critical exponents. In QCD $\langle \bar{\psi}\psi \rangle$ and the (light) quark mass m are regarded as M and h , respectively. Thus one has the relation

$$\langle \bar{\psi}\psi \rangle \sim m^{1/\delta} f_G(z). \quad (4.2)$$

On the other hand, in the infinite volume limit, $\langle \bar{\psi}\psi \rangle$ can be obtained from the eigenvalues of the Dirac operators as

$$\langle \bar{\psi}\psi \rangle = - \int_0^\infty d\lambda \frac{2m\rho(\lambda)}{\lambda^2 + m^2}. \quad (4.3)$$

Assuming $\rho(\lambda) \sim A\lambda^\alpha$, Eq. (4.3) can be rewritten in the limit $m \rightarrow 0$ as

$$\langle \bar{\psi}\psi \rangle = -m^\alpha \int_0^\infty d\bar{\lambda} \frac{2A\bar{\lambda}^\alpha}{\bar{\lambda}^2 + 1}, \quad (4.4)$$

with $\bar{\lambda} \equiv \lambda/m$. Thus, by comparing (4.2) to (4.4), $\alpha = 1/\delta$ would be expected at T_c in the chiral limit and α should have a value close to $1/\delta$ for a small enough quark mass and near T_c .

To test this expectation, we fit the eigenvalue density around T_c to the Ansatz $\rho(\lambda) = A\lambda^\alpha$. Here we set the fit range as $[0, \lambda_{\max}]$. Since the part of $\rho(\lambda)$ with large λ is suppressed due to us having calculated only a fixed number of low-lying eigenvalues per configuration, the largest λ in the region without such a suppression effect is chosen as λ_{\max} .

Figure 3 shows the temperature dependence of the fit parameters α and A . α increases monotonically as the temperature increases and it has a value close to $1/\delta$ for either the $O(2)$ or $O(4)$ universality class² at a temperature not more than 10 MeV below the pseudocritical temperature for both $m_l/m_s = 1/20$ and $1/40$. Since we expect that $\alpha = 1/\delta$ at T_c only in the chiral limit, the

² $1/\delta$ for the $O(2)$ and $O(4)$ universality classes are too similar to be distinguishable within our numerical accuracy.

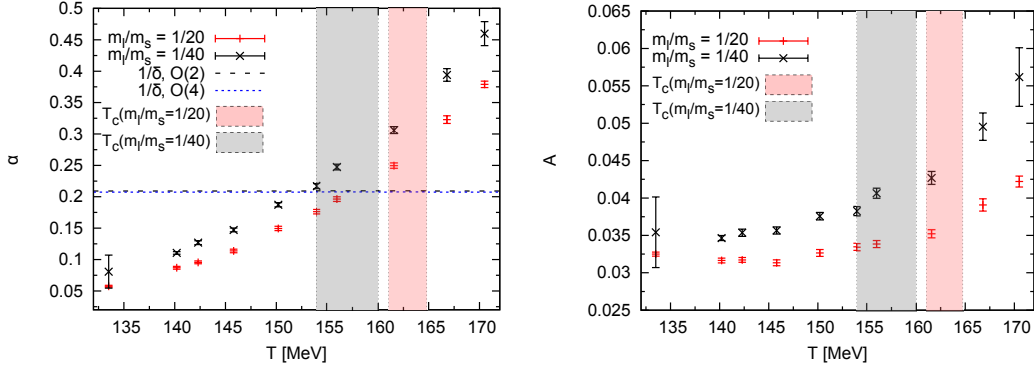


Figure 3: Temperature dependence of the fit parameters α (left) and A (right). Plus and cross symbols correspond to $m_l/m_s = 1/20$ and $1/40$ results, respectively. In the left figure, the inverse of the critical exponent δ for the $O(2)$ [10] and $O(4)$ [11] universality classes is indicated by the horizontal dashed and dotted lines, respectively. Note that those two horizontal lines are too close to each other to be distinguished. The pseudocritical temperature for each light quark mass is shown by a colored band.

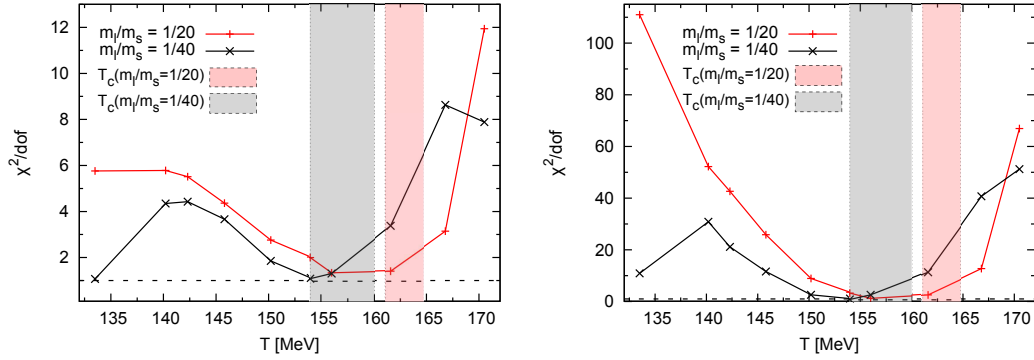


Figure 4: χ^2/dof for our fit analysis with the Ansatz $\rho(\lambda) = A\lambda^\alpha$ at each temperature (left). χ^2/dof in the case that α is fixed to $1/\delta$ for the $O(2)$ universality class is shown in the right figure — note the different y-axis scale. The pseudocritical temperature for each light quark mass is shown by a colored band.

fact that this occurs at a somewhat smaller temperature should be due to the finite m_l used. The deviation becomes smaller as m_l decreases. We also note that for finite m_l , namely in the crossover region, the (pseudo-)critical temperature depends on the quantity which is used to determine it. A shows a monotonically increasing behavior, too, but it looks insensitive to temperature below T_c .

We show the χ^2/dof of our fit analysis in Fig. 4. We find a minimum of χ^2/dof with a value close to 1 for both of the quark masses near their pseudocritical temperatures. Especially, if we fix α to $1/\delta$ for the $O(2)$ universality class, χ^2/dof is quite large when the temperature is far from the pseudocritical one³. This means that our fit analysis and Ansatz work well only around the pseudocritical temperature, which is consistent with what is expected from the scaling behavior of the order parameter discussed above.

³The plot using the $O(4)$ value of $1/\delta$ would be indistinguishable.

5. Conclusions

We studied the behavior of eigenvalue distributions below and above T_c with (2+1)-flavor dynamical quarks using the HISQ action. We find that the eigenvalue density around $\lambda = 0$ decreases as the temperature increases and/or the light quark mass decreases. This is consistent with what is expected from the behavior of the chiral order parameter. Moreover, we find that the eigenvalue density above T_c has a tail that approaches the origin and that there is no clear evidence for a gap in the eigenvalue density up to 177.7 MeV, about $1.1T_c$.

We also investigated the critical behavior around T_c by fitting the eigenvalue density to an Ansatz $\rho(\lambda) = A\lambda^\alpha$, which is the form expected from the scaling behavior of the order parameter around T_c . We find that the fit analysis works well around the pseudocritical temperature and that the value of α there is compatible with $1/\delta$, where δ is the critical exponent for the $O(2)$ or $O(4)$ universality class which governs the behavior of the order parameter $\langle(\bar{\psi}\psi)\rangle$ at T_c .

Acknowledgments

HO is supported by the Japan Society for the Promotion of Science for Young Scientists. FK and SM are supported under Contract No. DE-AC02-98CH10886 with the U.S. Department of Energy. The numerical simulations have been performed on the BlueGene/L at the New York Center for Computational Sciences (NYCCS) which is supported by the U.S. Department of Energy and by the State of New York and the infiniband cluster of USQCD at Jefferson Laboratory.

References

- [1] T. Banks and A. Casher, Nucl. Phys. B **169**, 103 (1980).
- [2] S. Chandrasekharan, D. Chen, N. H. Christ, W. -J. Lee, R. Mawhinney, P. M. Vranas, Phys. Rev. Lett. **82**, 2463-2466 (1999). [hep-lat/9807018].
- [3] R. D. Pisarski, F. Wilczek, Phys. Rev. **D29**, 338-341 (1984).
- [4] S. Ejiri, F. Karsch, E. Laermann, C. Miao, S. Mukherjee, P. Petreczky, C. Schmidt, W. Soeldner *et al.*, Phys. Rev. **D80**, 094505 (2009). [arXiv:0909.5122 [hep-lat]].
- [5] O. Kaczmarek, F. Karsch, E. Laermann, C. Miao, S. Mukherjee, P. Petreczky, C. Schmidt, W. Soeldner *et al.*, Phys. Rev. **D83**, 014504 (2011). [arXiv:1011.3130 [hep-lat]].
- [6] Y. Iwasaki, K. Kanaya, S. Kaya, T. Yoshie, Phys. Rev. Lett. **78**, 179-182 (1997). [hep-lat/9609022].
- [7] A. Ali Khan *et al.* [CP-PACS Collaboration], Phys. Rev. **D63**, 034502 (2001). [hep-lat/0008011].
- [8] E. Follana *et al.* [HPQCD and UKQCD Collaborations], Phys. Rev. **D75**, 054502 (2007) [hep-lat/0610092].
- [9] A. Bazavov *et al.* [HotQCD Collaboration], [arXiv:1111.1710 [hep-lat]].
- [10] J. Engels, S. Holtmann, T. Mendes and T. Schulze, Phys. Lett. B **514**, 299 (2001) [arXiv:hep-lat/0105028].
- [11] J. Engels, L. Fromme and M. Seniuch, Nucl. Phys. B **675**, 533 (2003) [arXiv:hep-lat/0307032].