

Geometric and thermodynamic properties in Gauss-Bonnet gravity

Hossein Farajollahi ^{1,2*} and Amin Salehi ¹

¹*Department of Physics, University of Guilan, Rasht, Iran and*

²*School of Physics, University of New South Wales, Sydney, NSW, 2052, Australia*

Abstract

In this paper, the generalized second law (GSL) of thermodynamics and entropy is revisited in the context of cosmological models in Gauss-Bonnet gravity with the boundary of the universe is assumed to be enclosed by the dynamical apparent horizon. The model is best fitted with the observational data for distance modulus. The best fitted geometric and thermodynamic parameters such as equation of state parameter, deceleration parameter and entropy are derived. To link between thermodynamic and geometric parameters, the "entropy rate of change multiplied by the temperature" as a model independent thermodynamic state parameter is also derived. The results show that the model is in good agreement with the observational analysis.

PACS numbers:

Keywords: Gauss- Bonnet; apparent horizon; generalized second law; thermodynamic; entropy; best-fit; equation of state; deceleration

*Electronic address: hosseinf@guilan.ac.ir

1. INTRODUCTION

Recent observations of high redshift type Ia supernovae, the surveys of clusters of galaxies, Sloan digital sky survey (SDSS) and Chandra X-ray observatory reveal the universe accelerating expansion and that the density of matter is very much less than the critical density [1]. In addition, the observations of Cosmic Microwave Background (CMB) anisotropies indicate that the universe is flat and the total energy density is very close to the critical one [2].

The observations strongly indicates that the universe presently is dominated by a smoothly distributed and slowly varying dark energy (DE) component. A dynamical equation of state (EoS) parameter that is connected directly to the evolution of the energy density in the universe and indirectly to the expansion of the Universe can be regarded as a suitable parameter to explain the acceleration and the origin of DE [3]–[4]. In scalar-tensor theories [29]–[24], interaction of the scalar field with matter (for example in chameleon cosmology) can be used to interpret the late time acceleration and smoothly varying EoS parameter [11]–[13].

Motivated by the black hole physics, it was realized that there is a profound connection between dynamic and thermodynamic of the universe (see for example [14]–[25]). In particular, the validity of the GSL [27] which state that entropy of the fluid inside the horizon plus the entropy associated with the apparent horizon do not decrease with time, has been the subject of many studies.

In order to differentiate between cosmological models, a sensitive and robust geometric diagnostic for dark energy models is proposed by [29] that makes use of statefinder parameters. It probes the expansion dynamics of the universe through higher derivatives of the expansion factor as a natural companion to the deceleration parameter. In [28] the authors discussed GSL, entropy and geometric parameters, including statefinders in chameleon cosmology with bouncing behavior. They also introduced the "entropy rate of change multiplied by temperature" parameter as a geo-thermodynamic parameter which can be used to differentiate among cosmological models. The parameter, which defined in terms of the second derivative of the scale factor of the universe and relates the geometric properties of the cosmological models with the thermodynamic one, together with deceleration parameter is adopted to explain the dynamic of the universe. Here, in Gauss-Bonnet gravity, by best

fitting the model parameters with the observational data for distance modulus using the chi-squared method, we implement the same analysis as [28]. The advantage of best fitting the model parameters with the observational data is to find a more realistic and physically motivated understanding of the results.

The paper is organized as follows: Section two is devoted to the model independent, thermodynamic formulation of the cosmological models in relation to the dynamical parameters. In section three, we derive the field equations for Gauss-Bonnet cosmological model. In section four we best fit the model with observational data and obtain constraint on the model parameters. A geo-thermodynamic study is presented in section five with a summary given in section six.

2. GSL AND ENTROPY

According to the recent observational data from type Ia Supernovae in an accelerating universe, the enveloping surface should be the apparent horizon rather than the event one [30]. So, we assume that the universe is enclosed by the dynamical apparent horizon with the radius given by $R_h = \frac{1}{\sqrt{H^2}}$ in a flat FRW universe [25].

By the horizon entropy and temperature, the dynamics of the entropy on the apparent horizon is [27],

$$\dot{S}_h = 2\pi R_h \dot{R}_h. \quad (1)$$

Also, from the Gibbs equation, the entropy of the universe inside the horizon can be related to its effective energy density and pressure in the horizon with,

$$TdS_{in} = p_{eff}dV + d(E_{in}), \quad (2)$$

where S_{in} is the internal entropy within the apparent horizon and p_{eff} is the effective pressure in the model. If there is no energy exchange between outside and inside of the apparent horizon, thermal equilibrium realizes that $T = T_h$. Hence, the expression for internal energy can be written as $E_{in} = \rho_{eff}V$, with $V = \frac{4}{3}\pi R_h^3$. From equation (2), by using Friedmann equation in the cosmological models and doing some algebraic manipulations we find that

the rate of change of the internal entropy, horizon entropy and total entropy are respectively,

$$\dot{S}_{in} = 12\pi^2 R_h^2 H(1 + \omega_{eff})(1 + 3\omega_{eff}), \quad (3)$$

$$\dot{S}_h = 24\pi^2 R_h^2 H(1 + \omega_{eff}), \quad (4)$$

$$\dot{S}_{total} = 36\pi^2 R_h^2 H(1 + \omega_{eff})^2. \quad (5)$$

For the rate of change of the internal entropy, equation (3), we find that for an expanding universe with acceleration, $H > 0$, and $-1 < \omega_{eff} < -1/3$ in quintessence era, $\dot{S}_{in} < 0$. On the other hand, in phantom era, $\omega_{eff} < -1$, and decelerating universe, $\omega_{eff} > -1/3$, we obtain $\dot{S}_{in} > 0$. From equation (4), it can be seen that again in an decelerating expanding universe and when $\omega_{eff} > 0$, then $\dot{S}_h \geq 0$. Otherwise, $\dot{S}_h \leq 0$. Finally, in equation (5), the sign of the total rate of change of the entropy, \dot{S}_t , for an expanding universe is independent of EoS parameter.

3. THE MODEL

We start with the action

$$S = \int \left[\frac{1}{2}R - \frac{1}{2}g^{\mu\nu}\nabla_\mu\phi\nabla_\nu\phi - V(\phi) - f(\phi)G \right] \sqrt{-g} dx^4, \quad (6)$$

where G is the Gauss-Bonnet invariant coupled with the scalar field ϕ and $V(\phi)$ is the potential. In the FRW cosmology the field equations for the metric and also scalar field are

$$3H^2 = \frac{1}{2}\dot{\phi}^2 + V + 24H^3\dot{f}, \quad (7)$$

$$2\dot{H} + 3H^2 = -\frac{1}{2}\dot{\phi}^2 + V + 8H^2\ddot{f} + 16H\dot{f}(\dot{H} + H^2), \quad (8)$$

$$\ddot{\phi} + 3H\dot{\phi} + V' + f'G = 0, \quad (9)$$

where dot means and prime mean derivative with respect to cosmic time and scalar field respectively and $G = 24(\dot{H}H^2 + H^4)$. From equations(7) and (8) one can define the effective EoS parameter as $\omega_{eff} \equiv \omega_\phi + \omega_{Gf}$, where

$$\omega_{eff} = \frac{\frac{1}{2}\dot{\phi}^2 - V - 8H^2\ddot{f} - 16H\dot{H}\dot{f} - 16H^3\dot{f}}{\frac{1}{2}\dot{\phi}^2 + V + 24H^3\dot{f}}, \quad (10)$$

and

$$\omega_{fG} = \frac{-8H^2\ddot{f} - 16H\dot{H}\dot{f} - 16H^3\dot{f}}{24H^3\dot{f}}. \quad (11)$$

To study the thermodynamic behavior of the model at late time, the structure of the dynamical system is revisited by taking into account the following dimensionless variables,

$$\chi = \frac{\dot{\phi}}{\sqrt{6}H}, \zeta = \frac{V}{3H^2}, \eta = H\dot{f} \quad (12)$$

and parameter

$$\alpha = \frac{\ddot{f}}{\dot{f}H} \quad (13)$$

We then rewrite the field equations in terms of these variables as

$$\frac{d\chi}{dN} = -\chi\frac{\dot{H}}{H^2} + \frac{\chi}{\sqrt{6}}\frac{\ddot{\phi}}{H^2} \quad (14)$$

$$\frac{d\zeta}{dN} = -2\zeta\frac{\dot{H}}{H^2} + \sqrt{6}\beta\chi\zeta \quad (15)$$

$$\frac{d\eta}{dN} = \eta\left(\alpha + \frac{\dot{H}}{H^2}\right) \quad (16)$$

where

$$\frac{\dot{H}}{H^2} = \frac{-3\chi^2 - 4\eta + 4\eta\alpha}{1 - 8\eta} \quad (17)$$

$$\frac{\ddot{\phi}}{H^2} = -3\sqrt{6}\chi - 3\beta\zeta - \frac{24\eta}{\sqrt{6}\chi}\left(\frac{\dot{H}}{H^2} + 1\right).$$

Also, the Hamiltonian constraint, (7), becomes

$$\chi^2 + \zeta + 8\eta = 1. \quad (18)$$

In order to close the system of equations we make the following ansatz: We consider that $f(\phi) = f_0 \exp(\alpha\phi)$ $V(\phi) = V_0 \exp(\beta\phi)$ where α and β are dimensionless constants characterizing the slope of potential $f(\phi)$ and $V(\phi)$. There are no priori physical motivation for these choices, so it is only purely phenomenological which leads to the desired behavior of phantom crossing. Using the constraint equation (18) the three first order coupled nonlinear differential equations reduces to two equations for the new dynamical variables χ and ζ . In the next section we solve the equations by best fitting the model parameters α , β and initial conditions $\chi(0)$, $\zeta(0)$, and $H(0)$ with the observational data for distance modulus using the χ^2 method. The advantage of simultaneously solving the system of equations and best fitting the model parameters is that the solutions become physically meaningful and observationally favored.

4. COSMOLOGICAL CONSTRAINTS

The difference between the absolute and apparent luminosity of a distance object is given by, $\mu(z) = 25 + 5 \log_{10} d_L(z)$ where the luminosity distance quantity, $d_L(z)$ is given by

$$d_L(z) = (1+z) \int_0^z -\frac{dz'}{H(z')}. \quad (19)$$

With numerical computation, we solve the system of dynamical equations for χ , ζ and Ω_V . While best fitting the model parameters and initial conditions with the most recent observational data, the Type Ia supernova (SNe Ia), in order to accomplish the mission, we need the following two auxiliary equations for the luminosity distance and the hubble parameter

$$\frac{dH}{dN} = H \left(-\frac{\dot{H}}{H^2} \right), \quad (20)$$

$$\frac{d(d_L)}{dN} = -\left(d_L + \frac{e^{-2N}}{H} \right). \quad (21)$$

To best fit the model for the parameters α , β and the initial conditions $\chi(0)$, $\zeta(0)$ and $H(0)$ with the observational data, SNe Ia, we employ the χ^2 method. We constrain the parameters including the initial conditions by minimizing the χ^2 function given as

$$\begin{aligned} & \chi_{SNe}^2 (\alpha, \beta; \chi, \zeta, H|_0) \\ &= \sum_{i=1}^{557} \frac{[\mu_i^{the}(z_i|\alpha, \beta; \chi, \zeta, H|_0) - \mu_i^{obs}]^2}{\sigma_i^2}, \end{aligned} \quad (22)$$

where the sum is over the SNe Ia data. In relation (22), μ_i^{the} and μ_i^{obs} are the distance modulus parameters obtained from our model and observation, respectively, and σ is the estimated error of the μ_i^{obs} . Table I shows the best fitted model parameters and initial conditions.

TABLE I: Best-fitted model parameters

α	β	$\chi(0)$	$\zeta(0)$	χ_{min}^2
3.96	0.62	0.6	-3.36	548.0229449

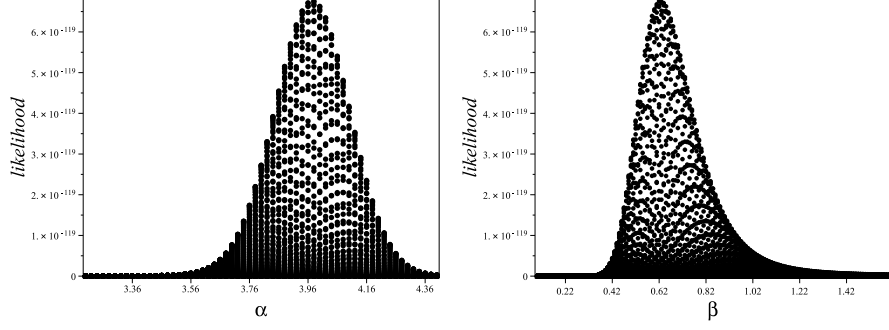


Fig. 1: The best-fitted one dimension likelihood for parameters α and β .

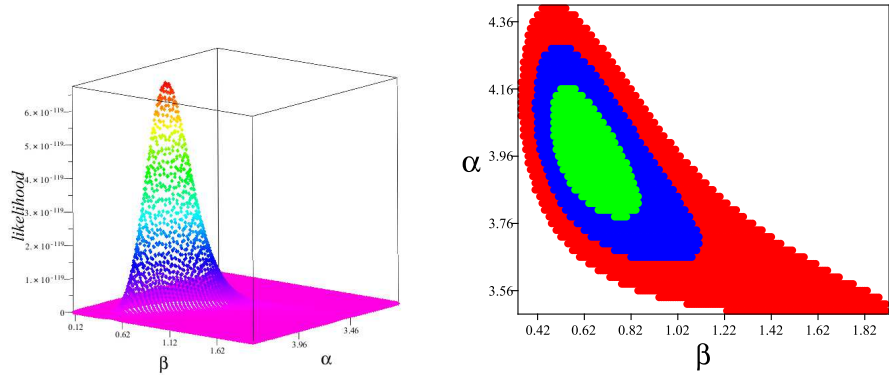


Fig. 2: The best-fitted two dimension likelihood and confidence level for parameters α and β .

Figs. 1 shows the best-fitted one dimensional likelihood for the model parameters α , β . In Fig. 2, the two dimensional likelihood and the confidence level at the 68.3%, 95.4% and 99.7% are shown.

In Fig. 3, the distance modulus, $\mu(z)$, in our model is fitted with the observational data for the model parameters α , β and initial conditions for $\chi(0)$, $\zeta(0)$ and $H(0)$ using χ^2 method in both cases of power law and exponential functions.

Next, we examine our numerically solved and best fitted model with some other observational analysis. The geometric parameters such as EoS parameter and deceleration parameter together with thermodynamic parameters like entropy will be discussed. In addition, a description of the model is given by introducing the "total entropy rate of change, \dot{S}_{total} , multiplied by temperature T " as a physical variable.

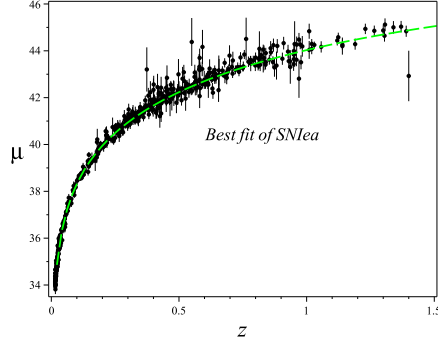


Fig. 3: The best-fitted distance modulus $\mu(z)$ plotted as function of redshift.

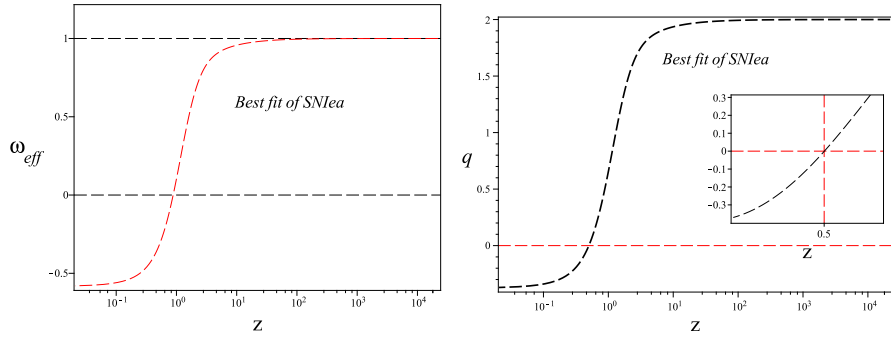


Fig. 4: The best-fitted effective *EoS* and deceleration parameters plotted as function of redshift.

5. GEO-THERMODYNAMIC STUDY

In order to understand the behavior of the universe and its dynamics we need to study the cosmological parameters such as *EoS* and deceleration parameters. We have already verified our model with the current observational data via the distance modulus test. The *EoS* parameters analytically and/or numerically have been investigated by many authors for variety of cosmological models. The effective *EoS* parameter in terms of the new dynamical variables is given by

$$\omega_{eff} = \frac{2\chi^2 + \frac{8\eta}{3}(4 - \alpha) - 1}{1 - 8\eta} \quad (23)$$

With the best-fitted model parameters and initial conditions with the observational data, the effective *EoS* parameter is shown in Fig. 4) top. The graph shows that the universe starts from matter dominated era at higher redshift; enters the quintessence dominated era at $z = 0.5$ where the universe begins accelerating in the near past. The result can be verified by Fig. 4)below for the best fitted deceleration parameter in which $q < 0$ for $z < 0.5$.

In Fig.5, the dynamics of internal and total entropy rate of change are plotted. The graph

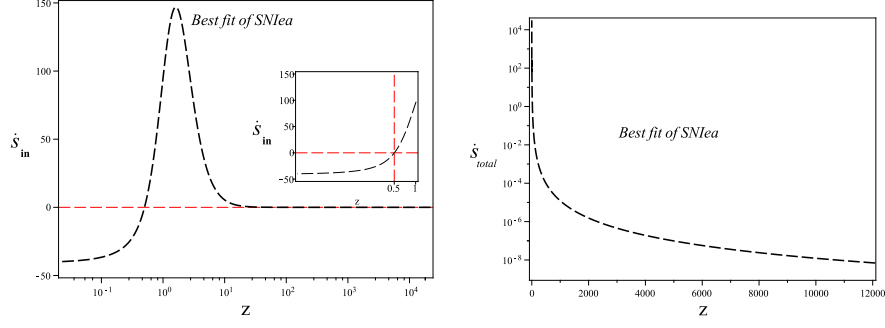


Fig. 5: The best-fitted internal and total entropy rate of change \dot{S}_{in} and \dot{S}_{total} as a function of redshift.

for \dot{S}_{in} shows that at $z > 0.5$ where the universe begins accelerating and the effective EoS parameter becomes less than $1/3$, the internal entropy rate of change becomes negative as expected from eq. (3). Moreover, from the Fig. 5) below, we observe that the total entropy rate of change, \dot{S}_{total} is always positive that can be verified by eq. (5).

From the graphs, at higher redshifts, the EoS parameter is positive (matter dominated era) and the universe decelerates. The \dot{S}_{total} gradually increases to its maximum value at $z = 0$ whereas EoS parameter decreases to its minimum value. Motivated from [28], the "total entropy rate of change multiplied by temperature T " in terms of the new dimensionless dynamical variables and best fitted model parameters is given by

$$\begin{aligned}
 u &= \dot{S}_{total} T = 8\pi \left(\frac{\dot{H}}{H^2} \right)^2 \\
 &= 8\pi \left(\frac{\dot{H}}{H^2} \right)^2 = 8\pi \left[\frac{-3\chi^2 - 4\eta + 4\eta\alpha}{1 - 8\eta} \right]^2.
 \end{aligned} \tag{24}$$

The parameter u is presented in terms of thermodynamic variables entropy and temperature or with the expression $\frac{\dot{H}}{H^2}$ which is a geometric quantity. We consider it as a geothermodynamic variable that relates the geometric properties of a cosmological model to its thermodynamic one. In Fig. 6, the best fitted u is shown with respect to the redshift z . The dynamical behavior of u is very similar to the dynamics of EoS and deceleration parameters. From the graph, in matter dominated era at higher redshift, u is constant. At about $z \simeq 5$, it starts to decrease sharply until about $z \simeq 0.1$ in the near past when it become flat again.

In Fig. 7, we finally reconstruct the potential function $V(\phi)$, the coupled function $f(\phi)$ and also $\dot{\phi}$ against redshift z for with the best fitted model parameters. As can be see, while the coupling function $f(\phi)$ is almost flat and low for $z < 0$, it grows rapidly in near future. On the other hand, the negative potential $V(\phi)$ starts growing fast at very far redshift,

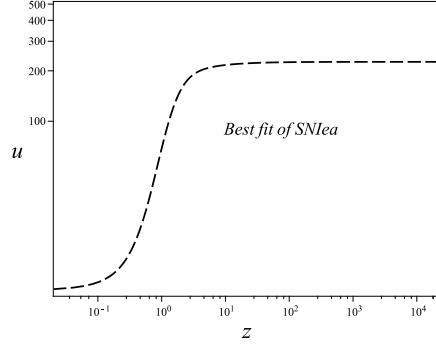


Fig. 6: The best-fitted geo-thermodynamic variable u as a function of redshift.

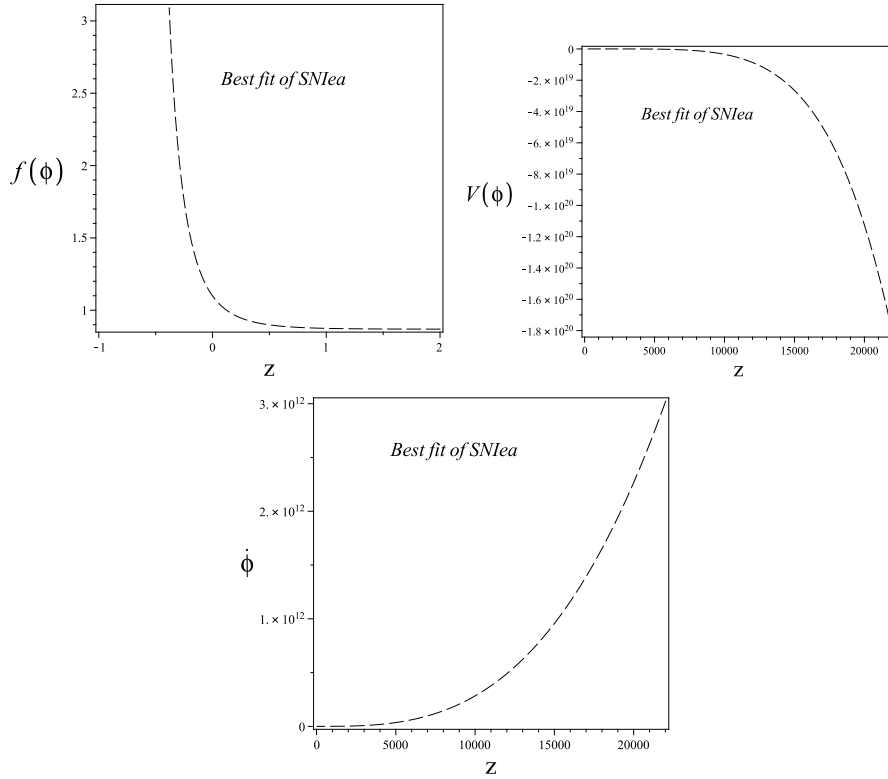


Fig. 7: The 1-dim and 2-dim likelihood distribution for parameters ω_0 and β in $\gamma = 1/3$ case.

$15000 < z < 22000$, but approaches zero later in the past till now. The velocity $\dot{\phi}$ also begins with large values in the far past and tends to zero in the near past till now.

6. SUMMARY

In this paper we investigate the geometric and thermodynamic properties of the Gauss-Bonnet gravity. By best fitting the model parameters with the recent observational data for distance modulus using the chi-squared statistical method, we achieve a more reliable

and physically motivated understanding of the results. From numerical calculation, the geometric dynamical variables such as EoS and deceleration parameters show that the universe transits from a period of matter dominated era and approaches a period of quintessence dominated era in the near past where the universe accelerate, but it never enters the phantom dominated era in the near past. A thermodynamic analysis shows that the rate of change of the total entropy of the universe is always positive which is consistent with the geometric findings. Furthermore, the rate of change of the internal entropy, when the universe enters quintessence dominated era (accelerating period), become negative as expected.

Following our previous work in [28], in a geo-thermodynamic prescription of the model, a new dynamical variable is derived for the model that inter-relate the geometric and thermodynamic properties of the cosmological models. Finally, we reconstructed the potential function, the coupled function and the velocity of the scalar field velocity in terms of best fitted model parameters. The results show that $f(\phi)$ has relatively more contribution to the late time acceleration than $V(\phi)$ and $\dot{\phi}$.

-
- [1] Riess, A. G. et al., 1998, *Astrophys. J.*, 116, 1009; Perlmutter, S. et al., 1999, *Astrophys. J.* 517 565; Tonry, J. L. et al., 2003, *Astrophys. J.* 594, 1-24; Bennet, C. I. et al., 2003, *Astrophys. J.*s 148:1 ; Netterfield, C. B. et al., 2002, *Astrophys. J.* 571, 604; Halverson, N. W. et al., 2002, *Astrophys. J.* 568, 38; Pope, A. C., et al., 2004, *Astrophys. J.* 607 655; Riess, A.G. et al., 2004, *Astrophys. J.* 607 665; Knop, R. A. et al., 2003, *Astrophys. J.* 598, 102; Abazajian, K. et al., 2004, *Astron. J.* 129,1755;2004 *Astron. J.* 128, 502; 2003 *Astron. J.* 126, 2081; Tegmark M. et al., 2004, *Astrophys. J.* 606, 702; Allen, S.W. et al., 2004, *Mon. Not. R. Astron. Soc.* 353, 457 (2004).
- [2] Bennett, C. L. et al., 2003, *Astrophys. J.*s 148, 1; Spergel, D. N. et. al., 2003, *Astrophys. J.*s 148 175.
- [3] Tegmark, M. 2005, *J. Cosmol. Astropart. Phys.*, 0504,001; Farajollahi, H. et al., 2010, *Mod. Phys. Lett. A*, 25, 30 2579-2589; Farajollahi, H. & Milani, F. 2010, *Mod. Phys. Lett. A*25:2349-2362; Farajollahi, H. & Mohamadi, N. 2010, *Int. J. Theor. Phys.* 49:72-78; Seljak, U. et al, 2005, *Phys. Rev. D* 71, 103515.
- [4] Setare, M. R. 2007, *Phys. Lett. B*644:99-103; Sadeghi, J. et al., 2009, *Eur. Phys. J. C*64:433-

- 438; Sadeghi, J. et al., 2009, Phys. Lett. B679:302-305; Sadeghi, J. et al., 2009, Phys. Lett. B678:164-167; Farajollahi et al. 2011, Astrophys. Space Sci. DOI 10.1007/s10509-011-0779-6.
- [5] Sahoo, B.K. & Singh, L.P. 2002, Mod. Phys. Lett. A 17, 2409; Sahoo, B.K. & Singh, L.P. 2003, Mod. Phys. Lett. A 18, 2725; Sahoo, B.K. & Singh, L.P. 2004, Mod. Phys. Lett. A 19, 1745 ; Sadeghi, J. et al., 2009, Phys. Rev. D 79, 123003.
- [6] Capozziello, S., Carloni, S. & Troisi, A., 2003, Recent Res. Dev. Astron. Astrophys. 1, 625.
- [7] Nojiri, S. & Odintsov, S.D.2003 Phys. Rev. D 68, 123512; Phys. Lett. B 576, 5.
- [8] Faraoni, V. 2007 Phys. Rev. D 75 067302; de Souza,J.C.C. & Faraoni,V. 2007, Class. Quant. Grav. 24 3637; Brookfield,A.W. et al., 2006, Phys. Rev. D 74 064028; Briscese, F. et al., 2007, Phys. Lett. B 646 105.
- [9] Farajollahi, H. & Salehi, A. 2010 J. Cosmol. Astropart. Phys. 11, 006; Clifton T. & Barrow,J. D. 2005, Phys. Rev. D 72 103005 ; Koivisto,T. 2007, Phys. Rev. D 76 043527 (2007) ; Srivastava, S.K. 2007, Phys. Lett. B 648 119 ; Nojiri,S. et al., 2007, Phys. Lett. B 651 22 4; Baghran, S. et al., 2007 Phys. Rev. D 75 044024 ; Farajollahi,H. & Milani,F. 2010, Mod. Phys. Lett. A, Vol. 25, No. 27 2349-2362 .
- [24] Nojiri, S. & Odintsov, S.D.2004, Gen. Rel. Grav. 36 1765 ; Phys. Lett. B 599 137 ; Cognola,G. et al., 2005, J. Cosmol. Astropart. Phys. 0502 010; 2006, Phys. Rev. D 73 084007; Henttunen, K., Multamaki, T., & Vilja, I., 2008, Phys. Rev. D 77 024040.
- [11] Setare,M. R. & Jamil,M. 2010, Phys. Lett. B 690 1-4 ; Davis,A. C., Schelpe, C. A.O., Shaw, D. J., 2009, Phys. Rev. D 80 064016 ; Ito, Y. & Nojiri, S. 2009, Phys. Rev. D 79:103008; Tamaki,T. & Tsujikawa,S. 2008, Phys. Rev. D 78 084028 ; Farajollahi, H. & Salehi, A. 2010 Int. J. Mod. Phys. D19:621-633.
- [12] Mota,D.F. & Shaw, D.J. 2007, Phys. Rev. D 75, 063501.
- [13] Dimopoulos, K. & Axenides, M. 2005, J. Cosmol. Astropart. Phys. 0506:008.
- [14] Jacobson,T. 1995, Phys. Rev. Lett. 75 1260.
- [15] Padmanabhan,T. 2002, Class. Quant. Grav. 19 5387;2005, Phys. Rep. 406 49.
- [16] Frolov, A. V. & Kofman, L. 2003, J. Cosmol. Astropart. Phys. 0305 009.
- [17] Danielsson, U. H. 2005, Phys. Rev. D 71 023516.
- [18] Bousso, R. 2005, Phys. Rev. D 71 064024.
- [19] Akbar M. & Cai, R. G. 2007, Phys. Rev. D 75 084003.
- [20] Cai, R. G. & Cao, L. M. 2007, Phys. Rev. D 75 064008; Nucl. Phys. B 785 135.

- [21] Sheykhi, A. et al. 2007, Nucl. Phys. B 779 1; Phys. Rev. D 76 023515;
- [22] Eling, C., Guedens, R. & Jacobson, T., 2006, Phys. Rev. Lett. 96 121301.
- [23] Akbar, M. & Cai, R. G. 2006, Phys. Lett. B 635 7; 2007, Phys. Lett. B 648 243.
- [24] Nojiri, S. & Odintsov, S. D., 2004, Phys. Rev. D 70, 103522; Mohseni Sadjadi, H., 2007, J. Cosmol. Astropart. Phys. 0702 026.
- [25] Cai, R. G. & Kim, S. P., 2005, JHEP 02 050.
- [26] Wang, P., 2005, Phys. Rev. D 72, 024030.
- [27] M. R. Setare, S. Shafei 2006, J. Cosmol. Astropart. Phys. 0609 011, M. R. Setare, J. Cosmol. Astropart. Phys. 2007, 0701 023 Davies, P. C. W., 1987, Classical Quantum Gravity 4, L255; 1988, ibid. 5, 1349; Pollock, M. D. & Singh, M. D., 1989, Classical Quantum Gravity 6, 901; Pavon, D., 1990, Classical Quantum Gravity 7, 487; Mukohyama, S., 1997, Phys. Rev. D 56, 2192; Brustein, R., 2000, Phys. Rev. Lett. 84, 2072; Davis, T. M., Davies, P. C. W. & Lineweaver, C. H., 2003, Classical Quantum Gravity 20, 2753; Izquierdo, G. & Pavon, D., 2006, Phys. Lett. B 639, 420; Setare, M. R., 2006, Phys. Lett. B 641 130-133; Mohseni Sadjadi, H., 2007, Phys. Lett. B 645, 108; Gong, Y., Wang, B. & Wang, A., 2007, Phys. Rev. D 75, 123516; Horvat, R., 2007, Phys. Lett. B 648, 374; M. R. Setare & E. C. Vagenas 2008, PLB 666 111-115; M. Jamil, E. N. Saridakis, M. R. Setare 2010, Phys. Rev. D 81 023007; J. Cosmol. Astropart. Phys. 1011 032
- [28] H. Farajollahi, A. Salehi, F. Tayebi, 2011 Astrophys. Space Sci. 335:629634
- [29] Sahni, V. & Starobinsky, A.A.2000, Int. J. Mod. Phys. D 9, 373.
- [30] Zhou, J., Wang, B., Gong, Y. & Abdalla, E., 2007, Phys. Lett. B 652, 86.