

Charm quark system on the physical point in 2 + 1 flavor lattice QCD

Y. Namekawa* † for PACS-CS Collaboration,

Center for Computational Sciences, University of Tsukuba, Tsukuba, Ibaraki 305-8577, Japan

We investigate the charm quark system on 2+1 flavor PACS-CS configurations. Calculations are performed at the lattice spacing $a^{-1} = 2.194(10)$ GeV and the spatial extent $L = 2.9$ fm with O(a)-improved Wilson fermions for the light quarks and the relativistic heavy fermion for the charm quark. Our dynamical ud and strange quark masses and valence charm quark mass are set to their physical values. A comparison of the mass spectrum and decay constants with experiments is presented. Our results for the charm quark mass and CKM matrix elements are also reported.

*The XXIX International Symposium on Lattice Field Theory - Lattice 2011
July 10-16, 2011
Squaw Valley, Lake Tahoe, California*

*Speaker.

†E-mail: namekawa@ccs.tsukuba.ac.jp

1. Introduction

Precise determination of the Cabibbo-Kobayashi-Maskawa (CKM) quark mixing matrix is an indispensable step to establish the validity range of the standard model, and to search for new physics at higher energy scales. Lattice QCD has been making steady progress in this direction.

One of the difficulties with the charm quark in lattice QCD simulations at a typical cutoff $a^{-1} \approx 2$ GeV resides in significant cutoff errors due to the charm quark mass. The heavy quark mass correction is $m_Q a \sim O(1)$, and hence it is desirable to control $m_Q a$ errors to achieve an accuracy of a few percent. The Fermilab action [1] and the relativistic heavy quark action [2, 3] have been proposed to meet this goal. The relativistic heavy quark action removes the leading cutoff errors of $O((m_Q a)^n)$ and the next to leading effects of $O((m_Q a)^n (a\Lambda_{QCD}))$ with arbitrary order n , once all of the parameters in the heavy quark action are determined nonperturbatively.

Another source that prevents precise evaluations in lattice QCD is the error associated with chiral extrapolations in the light quark masses. This problem has been increasingly alleviated through progress toward simulations with lighter and lighter dynamical quark masses. The acceleration of dynamical lattice QCD simulation using multi-time steps for infrared and ultraviolet modes has made it possible to run simulations with light up, down, and strange quark masses around their physical values [4]. In fact, we can proceed one more step and reweight dynamical simulations such that dynamical quark masses take exactly the physical values [5]. Once the reweighting is successfully made, ambiguities associated with chiral extrapolations are completely removed.

In this paper, we present our work for the charm quark system treated with the relativistic heavy quark formalism on the 2+1 dynamical flavor PACS-CS configurations of $32^3 \times 64$ lattice generated with the Wilson-clover quark and reweighted to the physical point for up, down and strange quark masses. Details of our calculations are presented in Ref. [6].

2. Set up

Our calculation is based on a set of $N_f = 2 + 1$ flavor dynamical lattice QCD configurations generated by the PACS-CS Collaboration [5] on a $32^3 \times 64$ lattice using the nonperturbatively $O(a)$ -improved Wilson quark action with $c_{\text{SW}}^{\text{NP}} = 1.715$ [7] and the Iwasaki gauge action at $\beta = 1.90$. The aggregate of 2000 MD time units were generated at the hopping parameter given by $(\kappa_{ud}^0, \kappa_s^0) = (0.13778500, 0.13660000)$, and 80 configurations at every 25 MD time units were used for measurements. We then reweight those configurations to the physical point given by $(\kappa_{ud}, \kappa_s) = (0.13779625, 0.13663375)$. The reweighting shifts the masses of π and K mesons from $m_\pi = 152(6)$ MeV and $m_K = 509(2)$ MeV to $m_\pi = 135(6)$ MeV and $m_K = 498(2)$ MeV, with the cutoff at the physical point estimated to be $a^{-1} = 2.194(10)$ GeV.

Our relativistic heavy quark action [2] is given by

$$\begin{aligned}
 S_Q &= \sum_{x,y} \bar{Q}_x D_{x,y} Q_y, \\
 D_{x,y} &= \delta_{xy} - \kappa_Q \sum_i \left[(r_s - v\gamma_i) U_{x,i} \delta_{x+\hat{i},y} + (r_s + v\gamma_i) U_{x,i}^\dagger \delta_{x,y+\hat{i}} \right] \\
 &\quad - \kappa_Q \left[(r_t - \gamma_4) U_{x,4} \delta_{x+\hat{4},y} + (r_t + \gamma_4) U_{x,4}^\dagger \delta_{x,y+\hat{4}} \right]
 \end{aligned} \tag{2.1}$$

Table 1: Simulation parameters. MD time is the number of trajectories multiplied by the trajectory length.

β	κ_{ud}	κ_s	# conf	MD time
1.90	0.13779625	0.13663375	80	2000

Table 2: Parameters for the relativistic heavy quark action.

κ_{charm}	ν	r_s	c_B	c_E
0.10959947	1.1450511	1.1881607	1.9849139	1.7819512

$$-\kappa_Q \left[c_B \sum_{i,j} F_{ij}(x) \sigma_{ij} + c_E \sum_i F_{i4}(x) \sigma_{i4} \right] \delta_{xy}, \quad (2.2)$$

where κ_Q is the hopping parameter for the heavy quark. The parameters r_t, r_s, c_B, c_E , and ν are adjusted as follows. We are allowed to choose $r_t = 1$, and we employ a one-loop perturbative value for r_s [8]. For the clover coefficients c_B and c_E , we include the non-perturbative contribution in the massless limit $c_{\text{SW}}^{\text{NP}}$ for three flavor dynamical QCD [7], and calculate the heavy quark mass dependent contribution to one-loop order in perturbation theory [8]. The parameter ν is determined non-perturbatively to reproduce the relativistic dispersion relation for the spin-averaged $1S$ states of the charmonium. Writing

$$E(\vec{p})^2 = E(\vec{0})^2 + c_{\text{eff}}^2 |\vec{p}|^2, \quad (2.3)$$

for $|\vec{p}| = 0, (2\pi/L), \sqrt{2}(2\pi/L)$, and demanding the effective speed of light c_{eff} to be unity, we find $\nu = 1.1450511$ with which we have $c_{\text{eff}} = 1.002(4)$. It is noted that the cutoff error of $O(\alpha_s^2(a\Lambda_{\text{QCD}}))$ remains, in addition to $O((a\Lambda_{\text{QCD}})^2)$, due to the use of one-loop perturbative values in part for the parameters of our heavy quark action.

We tune the heavy quark hopping parameter to reproduce an experimental value of the mass for the spin-averaged $1S$ states of the charmonium, given by $M(1S)^{\text{exp}} = (M_{\eta_c} + 3M_{J/\psi})/4 = 3.0678(3)$ GeV [9]. This leads to $\kappa_{\text{charm}} = 0.10959947$ for which our lattice QCD measurement yields the value $M(1S)^{\text{lat}} = 3.067(1)(14)$ GeV, where the first error is statistical, and the second is a systematic from the scale determination. Our parameters for the relativistic heavy quark action are summarized in Table 2.

Statistical errors are analyzed by the jackknife method with a bin size of 100 MD time units (4 configurations), as in the light quark sector [5].

3. Charmonium spectrum and charm quark mass

Our results for the charmonium spectrum on the physical point are summarized in Fig. 1. Within the error of 0.5–1%, the predicted spectrum is in reasonable agreement with experiment.

Let us consider the $1S$ states more closely. Since these states are employed to tune the charm quark mass, the central issue here is the magnitude of the hyperfine splitting. Our result $m_{J/\psi} - m_{\eta_c} = 0.108(1)(0)$ GeV, where the first error is statistical and the second error is systematic from

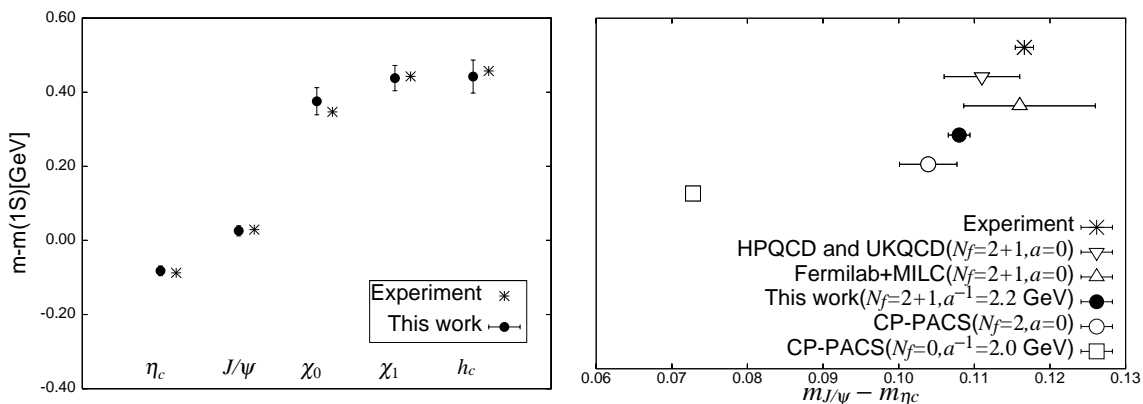


Figure 1: Our results for the charmonium mass spectrum(left panel) and the hyperfine splitting of the charmonium with different number of flavors(right panel).

the scale determination, is 7% smaller than the experimental value of 0.117 GeV. In Fig. 1, we compare the present result on $N_f = 2 + 1$ flavor dynamical configurations with previous attempts on $N_f = 2$ dynamical and quenched configurations using the same heavy quark formalism and the Iwasaki gluon action [10]. Other results by recent lattice QCD simulations by Fermilab lattice and MILC Collaborations [11], HPQCD and UKQCD Collaborations [12] are also plotted. We observe a clear trend that incorporation of dynamical light quark effects improves the agreement.

We should note that we have not evaluated our systematic errors for the hyperfine splitting, yet. The continuum extrapolation needs to be performed. A naive order counting implies that the cutoff effects of $O(\alpha_s^2(a\Lambda_{QCD}), (a\Lambda_{QCD})^2)$ from the relativistic heavy quark action are at a percent level. Another aspect is that dynamical charm quark effects and disconnected loop contributions, albeit reported to give a shift of only a few MeV [13], are not included in the present work. Additional calculations are needed to draw a definite conclusion for the hyperfine splitting of the charmonium spectrum. We leave it for a future work.

Using the axial vector Ward-Takahashi identity, the charm quark mass is obtained. The systematic error due to the heavy quark of $O(\alpha_s^2(a\Lambda_{QCD}), (a\Lambda_{QCD})^2)$ will be estimated by data on finer lattices in the future. Figure 2 compares our result with a recent $N_f = 2 + 1$ lattice QCD estimation by the HPQCD Collaboration [12]. Another result by ETM Collaboration is also plotted [14]. In addition to lattice QCD determinations, recent continuum results using the Heavy Quark Expansions(HQE) [15], as well as sum rules [16], are shown. All these results are consistent.

4. Charmed meson and charmed-strange meson spectrum

We calculate the charmed meson and charmed-strange meson masses which are stable on our lattice with the spatial size of $L = 2.88(1)$ fm and a lattice cutoff of $a^{-1} = 2.194(10)$ GeV. The D^* and D_s^* meson decay channels are not open in our lattice setup. D_{s0}^* and D_{s1} meson masses are below the DK threshold [9] but above the $D_s\pi$ threshold. Their decays, however, are prohibited by the isospin symmetry. On the other hand, D_0^* and D_1 meson masses are not computed since their decay channels are open, and therefore a calculation involving $D\pi$ contributions is needed.

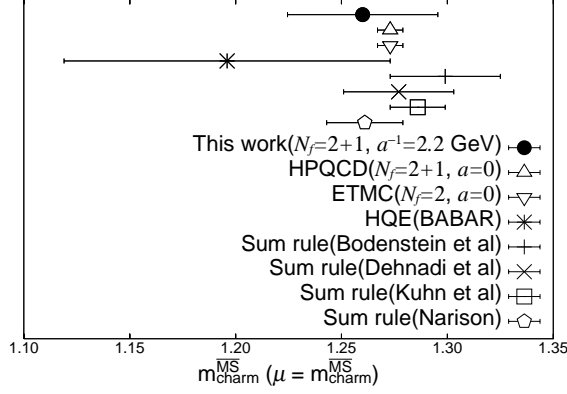


Figure 2: Comparison of the charm quark mass. We employ $N_f = 4$ running in this plot.

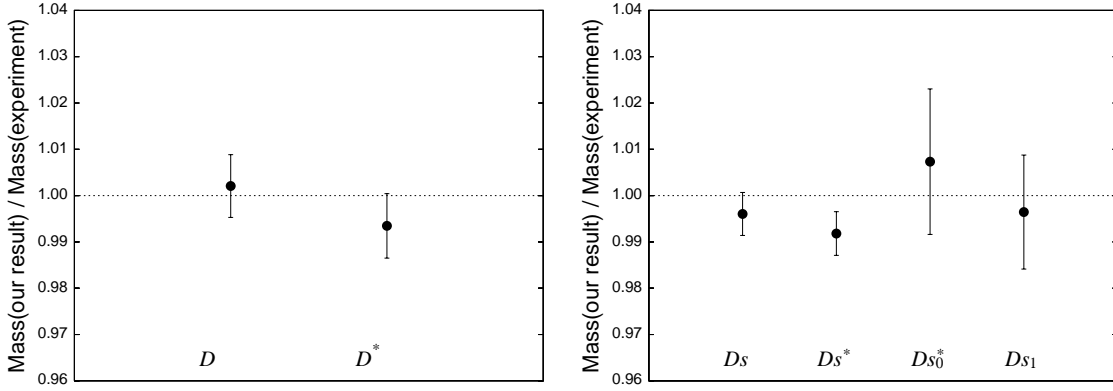


Figure 3: Our results for charmed meson masses(left panel) and charmed-strange meson masses(right panel) normalized by the experimental values.

Our results are summarized in Fig. 3. All our values for the heavy-light meson quantities are predictions, because the physical charm quark mass has already been fixed with the charmonium spectrum. The experimental spectrum are reproduced in 2σ level. The potential model predicts the D_{s0}^* meson mass is above the DK threshold [17], which deviates from the experiment significantly [18]. Our result, however, does not indicate such a large difference from the experimental value. A similar result is obtained in other lattice QCD calculations [19, 20]. The D_{s0}^* meson mass is below the DK threshold. It should be noticed that our calculation does not cover DK scattering states yet. A DK contamination for D_{s0}^* and D_{s1} meson masses could be considerably large. Further analysis is required to validate our results for D_{s0}^* and D_{s1} meson spectrum.

Figure 4 shows our decay constants including the experimental values [9], as well as three recent lattice QCD results: HPQCD and UKQCD Collaboration [12], Fermilab lattice and MILC group [11], and ETM Collaboration [14]. Our value for f_{D_s} is in accordance with experiment, while that for f_D is somewhat larger. Comparing four sets of lattice determinations, we observe, both for f_D and f_{D_s} , an agreement between our values and those of the Fermilab group, while there seems to be a discrepancy between our values and those by the HPQCD and UKQCD Collaboration and

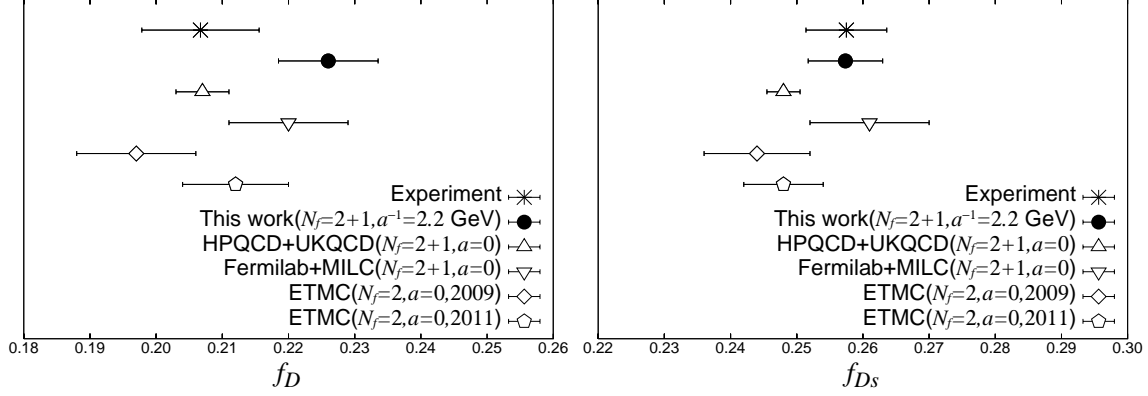


Figure 4: Comparison of pseudoscalar decay constants for the charmed meson (left panel) and charmed-strange meson (right panel).

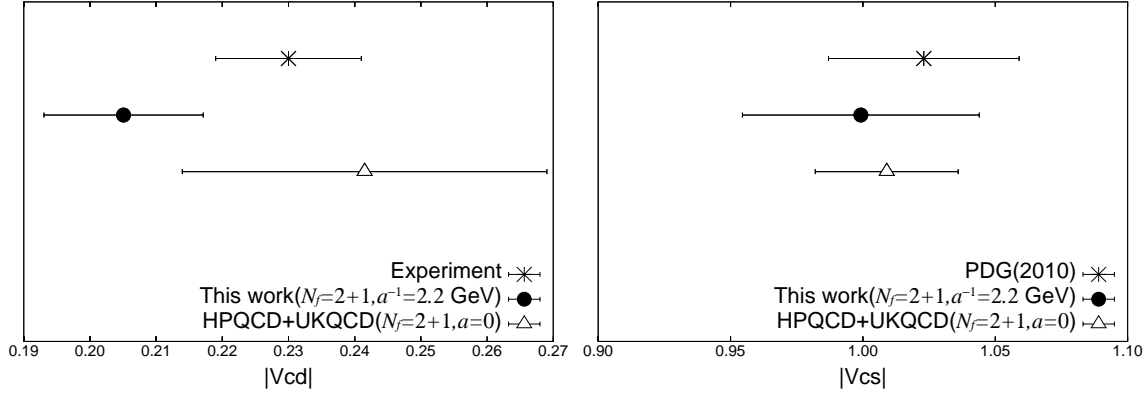


Figure 5: Comparison of the CKM matrix elements, $|V_{cd}|$ (left panel) and $|V_{cs}|$ (right panel).

ETM Collaboration, though continuum extrapolation is needed on our part.

The standard model relates $|V_{cd}|$ to the leptonic decay width of the D meson $\Gamma(D \rightarrow l\nu)$ by

$$\Gamma(D \rightarrow l\nu) = \frac{G_F^2}{8\pi} f_D^2 m_l^2 m_D \left(1 - \frac{m_l^2}{m_D^2}\right)^2 |V_{cd}|^2, \quad (4.1)$$

where G_F is the Fermi coupling constant, and m_l is the lepton mass in the final state. A lattice determination of the D meson decay constant f_D with the experimental value of $\Gamma(D \rightarrow l\nu)$ gives $|V_{cd}|$. $|V_{cs}|$ can be obtained in the same way.

We estimate $|V_{cd}|$ from our D meson mass and decay constant with the CLEO value of $\Gamma(D \rightarrow l\nu)$ [21]. Up to our heavy quark discretization error of $O(\alpha_s^2(a\Lambda_{QCD}), (a\Lambda_{QCD})^2)$, we obtain $|V_{cd}|$. Our result of $|V_{cd}|$ is about 10% smaller than the PDG value [9], as shown in Fig. 5. Similarly, using the CLEO value of $\Gamma(D_s \rightarrow l\nu)$ [21], we find $|V_{cs}|$, which is consistent with PDG.

Acknowledgments

Y.N. thanks Takayuki Matsuki for helpful comments. Numerical calculations for the present

work have been carried out on the PACS-CS computer under the “Interdisciplinary Computational Science Program” of the Center for Computational Sciences, University of Tsukuba. This work is supported in part by Grants-in-Aid of the Ministry of Education, Culture, Sports, Science and Technology-Japan (Nos. 18104005, 20340047, 20540248, 21340049, 22244018, and 22740138), and Grant-in-Aid for Scientific Research on Innovative Areas (No. 2004: 20105001, 20105002, 20105003, 20105005, and No. 2104: 22105501)

References

- [1] A.X. El-Khadra *et al.*, Phys. Rev. D **55**, 3933 (1997); M.B. Oktay and A.S. Kronfeld, Phys. Rev. D **78**, 014504 (2008).
- [2] S. Aoki *et al.*, Prog. Theor. Phys. **109**, 383 (2003).
- [3] N.H. Christ *et al.*, Phys. Rev. D **76**, 074505 (2007).
- [4] S. Aoki *et al.* (PACS-CS Collaboration), Phys. Rev. D **79**, 034503 (2009).
- [5] S. Aoki *et al.* (PACS-CS Collaboration), Phys. Rev. D **81**, 074503 (2010).
- [6] Y. Namekawa *et al.* (PACS-CS Collaboration), arXiv:1104.4600.
- [7] S. Aoki *et al.* (CP-PACS and JLQCD Collaborations), Phys. Rev. D **73**, 034501 (2006).
- [8] S. Aoki *et al.*, Nucl. Phys. B **697**, 271 (2004).
- [9] K. Nakamura *et al.* (Particle Data Group), J. Phys. G **37**, 075021 (2010)
- [10] Y. Kayaba *et al.* (CP-PACS Collaboration), JHEP **0702**, 019 (2007); Y. Kayaba, Ph.D. thesis, University of Tsukuba, 2005.
- [11] T. Burch *et al.* (Fermilab Lattice and MILC Collaboration), Phys. Rev. D **81**, 034508 (2010); J.A. Bailey *et al.* (Fermilab Lattice and MILC Collaboration), PoS(LATTICE 2010), 317 (2010).
- [12] E. Follana *et al.* (HPQCD and UKQCD Collaboration), Phys. Rev. D **75**, 054502 (2007); Phys. Rev. Lett. **100** 062002 (2008); C. McNeile *et al.* (HPQCD Collaboration), Phys. Rev. D **82**, 034512 (2010); C.T.H. Davies *et al.*, Phys. Rev. D **82**, 114504 (2010).
- [13] C. McNeile *et al.* (UKQCD Collaboration), Phys. Rev. D **70**, 034506 (2004); P. de Forcrand *et al.* (QCD-TARO Collaboration), JHEP **0408**, 004 (2004); C. Ehmman and G.S. Bali, PoS(LATTICE 2008), 114 (2008); L. Levkova and C.E. DeTar, Phys. Rev. D **83**, 074504 (2011).
- [14] B. Blossier *et al.* (European Twisted Mass Collaboration), JHEP **0907**, 043 (2009); *ibid.*, Phys. Rev. D **82**, 114513 (2010); P. Dimopoulos *et al.* (European Twisted Mass Collaboration), arXiv:1107.1441.
- [15] B. Aubert *et al.* (BABAR Collaboration), Phys. Rev. D **81**, 032003 (2010).
- [16] J.H. Kuhn *et al.*, Nucl. Phys. B **778**, 192 (2007); S. Bodenstein *et al.*, Phys. Rev. D **82**, 114013 (2010); S. Narison, Phys. Lett. B **693** 559 (2010); B. Dehnadi *et al.*, arXiv:1102.2264.
- [17] S. Godfrey and N. Isgur, Phys. Rev. D **32**, 189 (1985).
- [18] For reviews, E.S. Swanson, Phys. Rep. **429**, 243 (2006); S.L. Zhu, Int. J. Mod. Phys. E **17**, 283 (2008).
- [19] S.J. Dong *et al.* (χ QCD Collaboration), PoS(LATTICE 2009), 090 (2009); M. Gong *et al.*, PoS(LATTICE 2010), 106 (2010).
- [20] D. Mohler and R.M. Woloshyn, Phys. Rev. D **84**, 054505 (2011); PoS(LATTICE 2011), 130 (2011).
- [21] J.P. Alexander *et al.* (CLEO Collaboration), Phys. Rev. D **79**, 052001 (2009); B.I. Eisenstein *et al.* (CLEO Collaboration), Phys. Rev. D **78**, 052003 (2008).