

Next-to-leading order QCD effect of W' on top quark Forward-Backward Asymmetry

Kai Yan,¹ Jian Wang,¹ Ding Yu Shao,¹ and Chong Sheng Li^{1,2,*}

¹*Department of Physics and State Key Laboratory of Nuclear Physics and Technology,
Peking University, Beijing 100871, China*

²*Center for High Energy Physics, Peking University, Beijing 100871, China*

Abstract

We present the calculations of the complete next-to-leading order (NLO) QCD corrections to the total cross section, invariant mass distribution and the forward-backward asymmetry (A_{FB}) of top quark pair production mediated by W' boson. Our results show that in the best fit point in the parameter space allowed by data at the Tevatron, the NLO corrections change the new physics contributions to the total cross section slightly, but increase the A_{FB} in the large invariant mass region by about 9%. Moreover, we evaluate the total cross section and charge asymmetry (A_{C}) of top pair production at the LHC, and find that both total cross section and A_{C} can be used to distinguish NP from SM with the integrated luminosity increasing.

PACS numbers: 14.65.Ha, 12.38.Bx, 12.60.-i

*Electronic address: csli@pku.edu.cn

I. INTRODUCTION

The top quark is the heaviest particle discovered so far, with a mass close to the electroweak symmetry breaking scale. Thus it is a wonderful probe for the electroweak breaking mechanism and new physics (NP) beyond the standard model (SM) through its productions and decays at colliders. The forward-backward asymmetry (A_{FB}) of the top quark pair production is one of the interesting observables in the top quark sector. Within the SM, A_{FB} is absent at the tree level in QCD due to charge symmetry, and occur at QCD next-to-leading order (NLO) with the prediction $A_{\text{FB}} \sim 6\%$ in the $t\bar{t}$ rest frame [1–6]. In the last few years, DØ and CDF Collaborations have measured A_{FB} at the Tevatron [7–10]. Recently, the CDF Collaborations announced that, for the invariant mass of the top quark pair $m_{t\bar{t}} \geq 450$ GeV, the measured asymmetry in the $t\bar{t}$ rest frame is $A_{\text{FB}} = 0.475 \pm 0.114$ [9], which differs by 3.4σ from the SM predictions $A_{\text{FB}} = 0.088 \pm 0.013$. This deviation has stimulated a number of theoretical papers on NP models, such as new gauge bosons, axigluons[11–81].

Recent studies are concerned with the problem of top asymmetry by a flavor-changing interaction mediated by a charged vector boson, W' [13, 82], which can be described by the following effective Lagrangian [13]:

$$\mathcal{L}_{NP} = -g' W_\mu'^- \bar{d} \gamma^\mu (f_L P_L + f_R P_R) t + h.c., \quad (1)$$

where $P_{R,L} = (1 \pm \gamma^5)/2$ are the chirality projection operators, $f_{L,R}$ are the chiral couplings of the W' boson with fermions, satisfying $f_L^2 + f_R^2 = 1$, and g' is the coupling constant. The study of this model at the leading order (LO) has been explored in Refs. [32, 83]. It is shown that, for suitable parameters, this model can explain the A_{FB} observed at the Tevatron within 1-1.5 σ of the data. It is well known that the LO cross sections for process at hadron colliders suffer from large uncertainties due to the arbitrary choice of the renormalization and factorization scales, thus it is necessary to include higher order corrections to make a reliable theoretical prediction. Besides, at the NLO level, virtual corrections, real gluon emission and massless (anti)quark emission can lead to a sizeable difference between the differential top and anti-top production process [1, 2], which will also contribute to A_{FB} . Therefore it is necessary to perform complete calculations of NLO contributions in the W' model.

There is a similar work in the Z' model [84], where the NLO QCD corrections up to $\mathcal{O}(\alpha_s^2 g'^2)$ are taken into account. In this work, we calculate both $\mathcal{O}(\alpha_s^2 g'^2)$ and $\mathcal{O}(\alpha_s g'^4)$

NP contributions, and the latter term is not definitely smaller than the former so that it should not be neglected. Based on the above calculation, we fit the data at the Tevatron, including total cross section, the invariant mass distribution and the A_{FB} , and find the allowed parameter space. Moreover, we study the top quark pair production at the Large Hadron Collider (LHC) induced by a W' boson at the NLO QCD level. Since the gluon fusion channel dominates in the $t\bar{t}$ production process at the LHC, it is difficult to probe NP effects on A_{FB} from early LHC results. However, LHC will be able to detect the potential NP effect on the Charge Asymmetry(A_C) when the integrated luminosity increases in future.

The arrangement of this paper is as follows. In section II we show the LO results of top quark pair production. In section III, we present the details of the NLO calculations, including the virtual and real corrections. In section IV we show the numerical results. Conclusion is given in section V.

II. LEADING ORDER RESULTS

Up to NLO, the $t\bar{t}$ production amplitudes, including NP contributions, can be written as

$$\mathcal{M}^{t\bar{t}} = \alpha_s f_{\text{SM}}^{\text{LO}} + g'^2 f_{\text{NP}}^{\text{LO}} + \alpha_s^2 f_{\text{SM}}^{\text{NLO}} + \alpha_s g'^2 f_{\text{NP}}^{\text{NLO}}. \quad (2)$$

And the $t\bar{t}$ amplitude squared is

$$\begin{aligned} |\mathcal{M}^{t\bar{t}}|^2 &= \alpha_s^2 f_{\text{SM}}^{\text{LO}} f_{\text{SM}}^{\text{LO}*} + 2\alpha_s g'^2 \text{Re}(f_{\text{SM}}^{\text{LO}} f_{\text{NP}}^{\text{LO}*}) + g'^4 f_{\text{NP}}^{\text{LO}} f_{\text{NP}}^{\text{LO}*} \\ &+ 2\alpha_s^3 \text{Re}(f_{\text{SM}}^{\text{LO}} f_{\text{SM}}^{\text{NLO}*}) + 2\alpha_s^2 g'^2 [\text{Re}(f_{\text{SM}}^{\text{LO}} f_{\text{NP}}^{\text{NLO}*}) + \text{Re}(f_{\text{NP}}^{\text{LO}} f_{\text{SM}}^{\text{NLO}*})] \\ &+ 2\alpha_s g'^4 \text{Re}(f_{\text{NP}}^{\text{LO}} f_{\text{NP}}^{\text{NLO}*}). \end{aligned} \quad (3)$$

In the first line is the LO result of SM and NP. The first term in the second line is the SM NLO result and the second term is the interference contribution. The NP NLO result is given in the third line.

The LO Feynman diagrams for the subprocess $d(p_1)\bar{d}(p_2) \rightarrow t(p_3)\bar{t}(p_4)$ induced by the NP and the SM QCD interactions are shown in Fig. 1, and the LO partonic cross section can be written as

$$\hat{\sigma}^{\text{LO}} = \hat{\sigma}_{\text{SM}}^{\text{LO}} + \hat{\sigma}_{\text{INT}}^{\text{LO}} + \hat{\sigma}_{\text{NPS}}^{\text{LO}} \quad (4)$$

where subscripts SM, INT and NPS denote the SM channel contributions, the interference between SM and NP channels, and NP channel contributions, respectively. The LO partonic

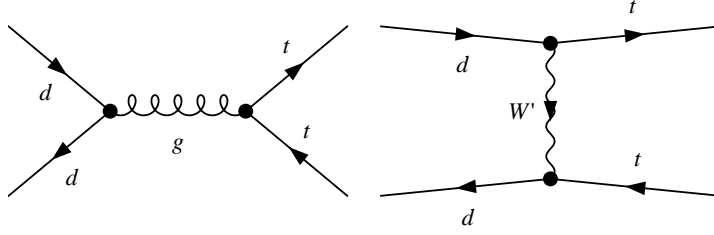


FIG. 1: LO Feynman diagrams for $d\bar{d} \rightarrow t\bar{t}$.

differential cross sections are given by

$$\frac{d\hat{\sigma}_{\text{SM}}^{\text{LO}}}{d\cos\theta} = \frac{2\pi\beta}{9\hat{s}} \frac{\alpha_s^2}{\hat{s}^2} [6m_t^4 - 4m_t^2(t+u) + t^2 + u^2], \quad (5)$$

$$\begin{aligned} \frac{d\hat{\sigma}_{\text{INT}}^{\text{LO}}}{d\cos\theta} = & \frac{2\beta}{9\hat{s}} \frac{\alpha_s g'^2}{m_{W'}^2 s (m_{W'}^2 - t)} (f_R^2 + f_L^2) [3m_t^6 + m_t^4 (6m_{W'}^2 - 3t - u) \\ & + m_t^2 (t^2 - 2m_{W'}^2(t + 3u)) + 2m_{W'}^2 u^2], \end{aligned} \quad (6)$$

$$\begin{aligned} \frac{d\hat{\sigma}_{\text{NPS}}^{\text{LO}}}{d\cos\theta} = & \frac{\beta}{8\pi\hat{s}} \frac{g'^4}{m_{W'}^4 (m_{W'}^2 - t)^2} \{ (f_R^4 + f_L^4) [m_t^8 - 2m_t^6 t \\ & + m_t^4 (4m_{W'}^4 + 4m_{W'}^2 s + t^2) - 8m_t^2 m_{W'}^4 u + 4m_{W'}^4 u^2] \\ & + 2f_R^2 f_L^2 [m_t^8 - 2m_t^6 t + m_t^4 (4m_{W'}^2 s + t^2) - 8m_{W'}^2 m_{W'}^4 s + 4m_{W'}^4 s^2] \}, \end{aligned} \quad (7)$$

where the Mandelstam variables s , t and u are defined as follows:

$$s = (p_1 + p_2)^2, \quad t = (p_1 - p_3)^2, \quad u = (p_1 - p_4)^2. \quad (8)$$

The relations between them are

$$m_t^2 - t = s(1 - \beta \cos\theta)/2, \quad m_t^2 - u = s(1 + \beta \cos\theta)/2, \quad (9)$$

where $\beta = \sqrt{1 - 4m_t^2/s}$, and θ is the polar angle of the outgoing top quark in the $t\bar{t}$ rest frame. The colors and spins of the incoming (outgoing) particles have been averaged (summed) over. Integrating over $\cos\theta$, we obtain the LO result of $d\bar{d} \rightarrow t\bar{t}$ partonic cross section.

The LO total cross section at the hadron collider is obtained by convoluting the partonic cross section with the parton distribution functions (PDF) $G_{i/A(B)}$ for the initial hadrons A and B:

$$\sigma^{\text{LO}} = \sum_{a,b} \int_{\tau}^1 dx_a \int_{\tau/x_a}^1 dx_b G_{a/A}(x_a, \mu_f) G_{b/B}(x_b, \mu_f) \hat{\sigma}^{\text{LO}}, \quad (10)$$

where $\tau = 4m_t^2/s$.

III. NEXT-TO-LEADING ORDER QCD CORRECTIONS

The NLO corrections to the top quark pair production consist of the virtual corrections, generated by loop diagrams of colored particles, and the real corrections with the radiation of a real gluon or a massless (anti)quark. For the real corrections, we used the two cutoff phase space slicing method to subtract the infrared (IR) divergences[85].

A. Virtual corrections

The virtual corrections for the top quark pair production include the box diagrams, triangle diagrams, and self-energy diagrams induced by SM QCD and NP interactions as shown in Fig. 2 and Fig. 3, respectively. The renormalized virtual amplitudes are given as follows

$$\mathcal{M}_{\text{SM}}^{\text{ren}} = \frac{\alpha_s}{4\pi} C_\epsilon C_F \left(\frac{2}{\epsilon_{\text{UV}}} \right) \mathcal{M}_{\text{SM}}^{\text{LO}} + (\delta Z_2^q + \delta Z_2^t + 2\delta g_s) \mathcal{M}_{\text{SM}}^{\text{LO}} + \mathcal{M}_{\text{SM}}^{\text{fin}}, \quad (11)$$

$$\mathcal{M}_{\text{NP}}^{\text{ren}} = \frac{\alpha_s}{4\pi} C_\epsilon C_F \left(\frac{2}{\epsilon_{\text{UV}}} \right) \mathcal{M}_{\text{NP}}^{\text{LO}} + (\delta Z_2^q + \delta Z_2^t) \mathcal{M}_{\text{NP}}^{\text{LO}} + \mathcal{M}_{\text{NP}}^{\text{fin}}, \quad (12)$$

where $C_\epsilon = (4\pi)^\epsilon \frac{1}{\Gamma(1-\epsilon)}$. $\mathcal{M}_{\text{SM}}^{\text{fin}}$ and $\mathcal{M}_{\text{NP}}^{\text{fin}}$ are ultraviolet(UV) finite terms for SM and NP processes. All the UV divergences in the loop diagrams are canceled by counterterms δZ_2^q for the wave functions of the external fields in on-shell scheme, and δg_s for the strong coupling constant in the $\overline{\text{MS}}$ scheme modified to decouple the top quark[86],

$$\delta Z_2^q = -\frac{\alpha_s}{3\pi} C_\epsilon \left(\frac{1}{\epsilon_{\text{UV}}} - \frac{1}{\epsilon_{\text{IR}}} \right), \quad (13)$$

$$\delta Z_2^t = -\frac{\alpha_s}{3\pi} C_\epsilon \left(\frac{1}{\epsilon_{\text{UV}}} + \frac{2}{\epsilon_{\text{IR}}} + 4 + 3 \ln \frac{\mu_r^2}{m_t^2} \right), \quad (14)$$

$$\delta g_s = \frac{\alpha_s}{4\pi} C_\epsilon \left(\frac{n_f}{3} - \frac{11}{2} \right) + \frac{\alpha_s}{12\pi} C_\epsilon \left(\frac{1}{\epsilon_{\text{UV}}} + \ln \frac{\mu_r^2}{m_t^2} \right), \quad (15)$$

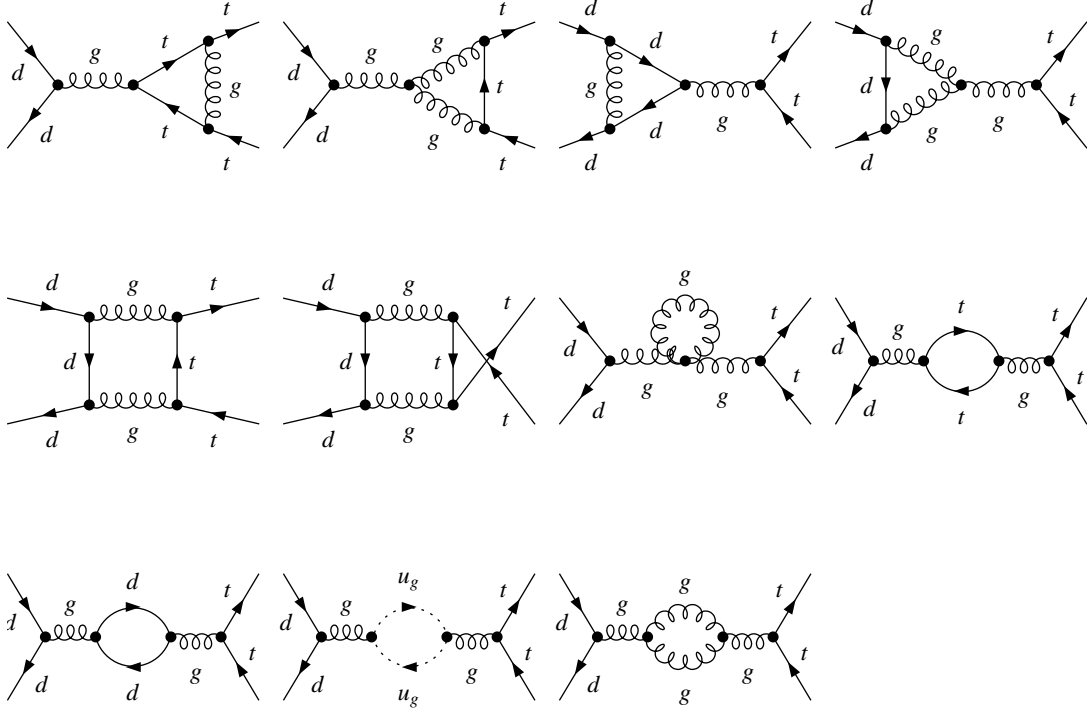


FIG. 2: One-loop virtual Feynman diagrams for $d\bar{d} \rightarrow t\bar{t}$ induced by SM QCD interactions.

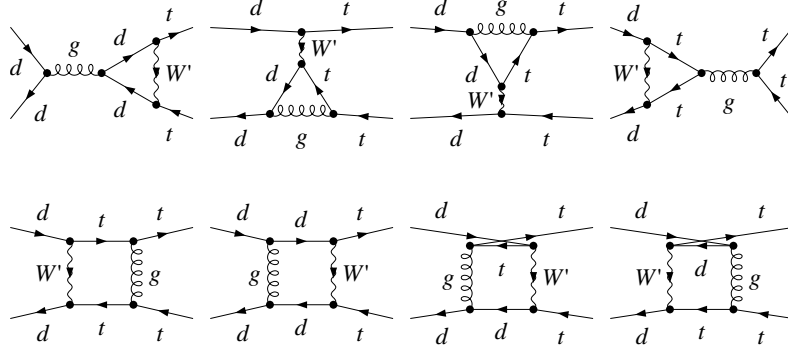


FIG. 3: One-loop virtual Feynman diagrams for $d\bar{d} \rightarrow t\bar{t}$ induced by NP interactions.

where $n_f = 5$ and μ_r is the renormalization scale. The renormalized amplitudes $\mathcal{M}_{\text{SM}}^{\text{ren}}$ and $\mathcal{M}_{\text{NP}}^{\text{ren}}$ are UV finite, but still contains IR divergences. The virtual corrections for subprocess

$q\bar{q} \rightarrow t\bar{t}$ can be expressed as:

$$\begin{aligned}
d\hat{\sigma}^{virt} &= d\hat{\sigma}_{\text{SM}}^{virt} + d\hat{\sigma}_{\text{NPS}}^{virt} + d\hat{\sigma}_{\text{INT}}^{virt} \\
&= \frac{1}{2s} d\Gamma_2 \{ 2\mathcal{R}e(\mathcal{M}_{\text{SM}}^{ren} \mathcal{M}_{\text{SM}}^{\text{LO}*}) + 2\mathcal{R}e(\mathcal{M}_{\text{NP}}^{ren} \mathcal{M}_{\text{NP}}^{\text{LO}*}) \\
&\quad + 2\mathcal{R}e(\mathcal{M}_{\text{SM}}^{ren} \mathcal{M}_{\text{NP}}^{\text{LO}*} + \mathcal{M}_{\text{NP}}^{ren} \mathcal{M}_{\text{SM}}^{\text{LO}*}) \}.
\end{aligned} \tag{16}$$

We have calculated the SM contribution, and find the result agrees with that in the Ref. [87]. The one-loop correction for the cross section induced by NP interactions, with IR singularities separated from finite terms, is given by

$$d\hat{\sigma}^{virt} = \frac{\alpha_s}{2\pi} C_\epsilon \left[\frac{(A_2^v)_{\text{INT}}}{\epsilon_{\text{IR}}^2} + \frac{(A_1^v)_{\text{INT}}}{\epsilon_{\text{IR}}} \right] d\hat{\sigma}_{\text{INT}}^{\text{LO}} \tag{17}$$

$$+ \frac{\alpha_s}{2\pi} C_\epsilon \left[\frac{(A_2^v)_{\text{NPS}}}{\epsilon_{\text{IR}}^2} + \frac{(A_1^v)_{\text{NPS}}}{\epsilon_{\text{IR}}} \right] d\hat{\sigma}_{\text{NPS}}^{\text{LO}} + d\hat{\sigma}^{virt,fin} \tag{18}$$

where

$$(A_2^v)_{\text{INT}} = -2C_F, \tag{19}$$

$$\begin{aligned}
(A_1^v)_{\text{INT}} &= \frac{C_F}{4} \left[16 \ln \frac{-t_1}{\mu_r^2} + 2 \ln \frac{-u_1}{\mu_r^2} + 9 \ln \frac{\mu_r^2}{m_t^2} + \ln \frac{\mu_r^2}{s} \right. \\
&\quad \left. - \frac{1+\beta^2}{2\beta} \ln \frac{\beta+1}{1-\beta} - 20 \right],
\end{aligned} \tag{20}$$

and

$$(A_2^v)_{\text{NPS}} = -2C_F, \tag{21}$$

$$(A_1^v)_{\text{NPS}} = 2C_F \left[2 \ln \frac{-t_1}{\mu_r^2} + \ln \frac{\mu_r^2}{m_t^2} - \frac{5}{2} \right], \tag{22}$$

with $t_1 = t - m_t^2$, $u_1 = u - m_t^2$. The IR divergent terms are proportional to the LO partonic cross section $\hat{\sigma}_{\text{INT}}^{\text{LO}}$ and $\hat{\sigma}_{\text{NPS}}^{\text{LO}}$. $\sigma^{virt,fin}$ is the finite terms of the virtual cross section.

B. Real corrections

At the NLO level the real corrections consist of the radiations of an additional gluon or massless (anti)quark in the final states as shown in Fig.4 and Fig.5.

The phase space integration for the real gluon emission will produce soft and collinear singularities, which can be isolated by slicing the phase space into different regions using suitable cutoffs. In this paper, we use the two cutoff phase space slicing method [85], which

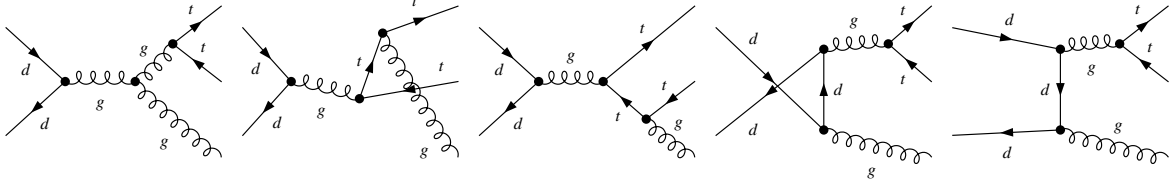


FIG. 4: Feynman diagrams for a gluon emission induced by SM QCD interactions. The diagrams for a (anti)quark emission can be obtained by crossing the initial-state (anti)quark with the final-state gluon.

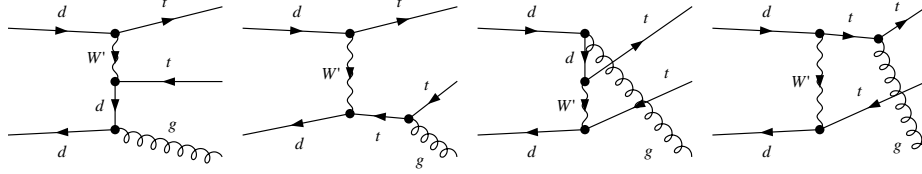


FIG. 5: Feynman diagrams for a gluon emission induced by NP interactions. The diagrams for a (anti)quark emission can be obtained by crossing the initial-state (anti)quark with the final-state gluon.

introduces two arbitrary small cutoff parameters, i.e. soft cutoff parameters δ_s and collinear parameters δ_c , to decompose the three-body phase space into three regions.

First, the phase space is separated into two regions by the soft cutoff parameters δ_s , according to whether the energy of the emitted gluon is soft, i.e. $E_5 \leq \delta_s \sqrt{s_{12}}/2$, or hard, i.e. $E_5 > \delta_s \sqrt{s_{12}}/2$. Then the collinear cutoff parameters δ_c is introduced to divide the hard gluon phase space into two regions, according to whether the Mandelstam variables $t_{i5} \equiv (p_i - p_5)^2$ ($i=1,2$) satisfy the collinear condition $|t_{i5}| < \delta_c s_{12}$ or not. Thus we have

$$d\hat{\sigma}^{Real} = d\hat{\sigma}^S + d\hat{\sigma}^{HC} + d\hat{\sigma}^{H\bar{C}}. \quad (23)$$

The hard non-collinear term $d\hat{\sigma}^{H\bar{C}}$ can be written as,

$$d\hat{\sigma}^{H\bar{C}} = \frac{1}{2s_{12}} \int |\mathcal{M}_3|^2 d\Gamma_3|_{H\bar{C}} \quad (24)$$

which can be evaluated numerically using standard Monte-Carlo techniques [88]. In the following sections, we discuss the parts containing the soft and hard collinear singularities.

In the limit that the energy of the emitted gluon becomes small, i.e. $E_5 \leq \delta_s \sqrt{s_{12}}/2$, the three-body cross section $d\hat{\sigma}^S$ can be factorized as

$$d\hat{\sigma}^S = \left[\frac{\alpha_s}{2\pi} C'_\epsilon \right] \sum_{i,j=1}^4 \left(d\hat{\sigma}_{\text{INT}}^{\text{LO}} \frac{\mathcal{C}_{ij}^{\text{INT}}}{\mathcal{C}_0^{\text{INT}}} + d\hat{\sigma}_{\text{NPS}}^{\text{LO}} \frac{\mathcal{C}_{ij}^{\text{NPS}}}{\mathcal{C}_0^{\text{NPS}}} \right) \int dS \frac{-p_i \cdot p_j}{(p_i \cdot p_5)(p_j \cdot p_5)}, \quad (25)$$

where $C'_\epsilon = \frac{\Gamma(1-\epsilon)}{\Gamma(1-2\epsilon)} \left(\frac{4\pi\mu_r^2}{s_{12}} \right)^\epsilon$. The color charge factors \mathcal{C}_{ij} are

$$\begin{aligned} \mathcal{C}_{12}^{\text{INT}} &= \mathcal{C}_{34}^{\text{INT}} = C_F/2, & \mathcal{C}_{33}^{\text{INT}} &= \mathcal{C}_{44}^{\text{INT}} = C_A C_F^2, \\ \mathcal{C}_{13}^{\text{INT}} &= \mathcal{C}_{24}^{\text{INT}} = -C_A C_F^2, & \mathcal{C}_{14}^{\text{INT}} &= \mathcal{C}_{23}^{\text{INT}} = -C_F/2, \\ \mathcal{C}_{11}^{\text{INT}} &= \mathcal{C}_{22}^{\text{INT}} = 0, \end{aligned} \quad (26)$$

and

$$\begin{aligned} \mathcal{C}_{13}^{\text{NPS}} &= \mathcal{C}_{24}^{\text{NPS}} = 3C_A C_F, & \mathcal{C}_{33}^{\text{NPS}} &= \mathcal{C}_{44}^{\text{NPS}} = -3C_A C_F, \\ \mathcal{C}_{11}^{\text{NPS}} &= \mathcal{C}_{22}^{\text{NPS}} = 0, & \mathcal{C}_{12}^{\text{NPS}} &= \mathcal{C}_{34}^{\text{NPS}} = \mathcal{C}_{14}^{\text{NPS}} = \mathcal{C}_{23}^{\text{NPS}} = 0. \end{aligned} \quad (27)$$

Here, $\mathcal{C}_0^{\text{INT}} = C_A C_F$ and $\mathcal{C}_0^{\text{NPS}} = 9$ are the color factors of LO diagrams in Fig. 1.

The integration over the soft phase space is given by [85]:

$$\int dS = \frac{1}{\pi} \left(\frac{4}{s_{12}} \right)^{-\epsilon} \int_0^{\delta_s \sqrt{s_{12}}/2} dE_5 E_5^{1-2\epsilon} \sin^{1-2\epsilon} \theta_1 d\theta_1 \times \sin^{-2\epsilon} \theta_2 d\theta_2. \quad (28)$$

We define

$$\mathcal{I}_{ij} = \int dS \frac{1}{(p_i \cdot p_5)(p_j \cdot p_5)}. \quad (29)$$

Then we have

$$\begin{aligned} \mathcal{I}_{11} &= \mathcal{I}_{22} = 0, \\ \mathcal{I}_{33} &= \mathcal{I}_{44} = -\frac{1}{m_t^2} \frac{1}{\epsilon_{\text{IR}}} + \mathcal{I}_{33}^{\text{fin}}, \\ \mathcal{I}_{34} &= \frac{2}{s} \left(-\frac{1}{\epsilon_{\text{IR}}} \frac{1}{\beta} \ln \frac{\beta+1}{1-\beta} \right) + \mathcal{I}_{34}^{\text{fin}}, \\ \mathcal{I}_{12} &= \frac{2}{s} \left\{ \frac{1}{\epsilon_{\text{IR}}^2} + \frac{1}{\epsilon_{\text{IR}}} (-2 \ln \delta_s) \right\} + \mathcal{I}_{12}^{\text{fin}}, \\ \mathcal{I}_{13} &= \mathcal{I}_{24} = \frac{1}{t_1} \left\{ -\frac{1}{\epsilon_{\text{IR}}^2} + \frac{1}{\epsilon_{\text{IR}}} \left(2 \ln \frac{-t_1}{s} + \ln \frac{s}{m_t^2} + 2 \ln \delta_s \right) \right\} + \mathcal{I}_{13}^{\text{fin}}, \\ \mathcal{I}_{14} &= \mathcal{I}_{23} = \frac{1}{u_1} \left\{ -\frac{1}{\epsilon_{\text{IR}}^2} + \frac{1}{\epsilon_{\text{IR}}} \left(2 \ln \frac{-u_1}{s} + \ln \frac{s}{m_t^2} + 2 \ln \delta_s \right) \right\} + \mathcal{I}_{14}^{\text{fin}}, \end{aligned} \quad (30)$$

where all the IR singularities in \mathcal{I}_{ij} have been extracted out and for brevity, the finite terms \mathcal{I}_{ij}^{fin} are not shown here. Now, the Eq.(25) can be rewritten as

$$\begin{aligned} d\hat{\sigma}^S &= \frac{\alpha_s}{2\pi} C_\epsilon \left[\frac{(A_2^S)_{\text{INT}}}{\epsilon_{\text{IR}}^2} + \frac{(A_1^S)_{\text{int}}}{\epsilon_{\text{IR}}} + (A_0^S)_{\text{INT}} \right] d\hat{\sigma}_{\text{INT}}^{\text{LO}}, \\ &+ \frac{\alpha_s}{2\pi} C_\epsilon \left[\frac{(A_2^S)_{\text{NPS}}}{\epsilon_{\text{IR}}^2} + \frac{(A_1^S)_{\text{NPS}}}{\epsilon_{\text{IR}}} + (A_0^S)_{\text{NPS}} \right] d\hat{\sigma}_{\text{NPS}}^{\text{LO}}, \end{aligned} \quad (31)$$

in which

$$\begin{aligned} (A_2^S)_{\text{INT}} &= 2C_F, \\ (A_1^S)_{\text{INT}} &= -\frac{1}{C_A} \left[16 \ln \frac{-t_1}{\mu_r^2} + 2 \ln \frac{-u_1}{\mu_r^2} + 9 \ln \frac{\mu_r^2}{m_t^2} + \ln \frac{\mu_r^2}{s} \right. \\ &\quad \left. + 16 \ln \delta_s - \frac{(1+\beta^2)}{2\beta} \ln \frac{1+\beta}{1-\beta} - 8 \right], \end{aligned} \quad (32)$$

and

$$\begin{aligned} (A_2^S)_{\text{NPS}} &= 2C_F, \\ (A_1^S)_{\text{NPS}} &= -2C_F \left[2 \ln \frac{-t_1}{\mu_r^2} + \ln \frac{\mu_r^2}{m_t^2} + 2 \ln \delta_s - 1 \right]. \end{aligned} \quad (33)$$

In the hard collinear region, $E_5 > \delta_s \sqrt{s_{12}}/2$ and $|t_{i5}| < \delta_c s_{12}$, the emitted hard gluon is collinear to one of the incoming partons and the three-body cross section is factorized as

$$\begin{aligned} d\sigma^{HC} &= d\sigma^{\text{LO}} \left[\frac{\alpha_s}{2\pi} C'_\epsilon \right] \left(-\frac{1}{\epsilon} \right) \delta_c^{-\epsilon} [P_{dd}(z, \epsilon) G_{d/p}(x_1/z) G_{\bar{d}/p}(x_2) \\ &+ P_{\bar{d}\bar{d}}(z, \epsilon) G_{\bar{d}/p}(x_1/z) G_{d/p}(x_2) + (x_1 \leftrightarrow x_2)] \frac{dz}{z} \left(\frac{1-z}{z} \right)^{-\epsilon} dx_1 dx_2, \end{aligned} \quad (34)$$

where P_{ij} are the unregulated splitting functions in $n = 4-2\epsilon$ dimension for $0 < z < 1$, which is related to the usual Altarelli-Parisi splitting kernels [89] as $P_{ij}(z, \epsilon) = P_{ij}(z) + \epsilon P'_{ij}(z)$. Explicitly, in our case,

$$P_{dd}(z) = P_{\bar{d}\bar{d}}(z) = C_F \frac{1+z^2}{1-z}, \quad (35)$$

$$P'_{dd}(z) = P'_{\bar{d}\bar{d}}(z) = -C_F(1-z). \quad (36)$$

For massless $d(\bar{d})$ emission, we decompose the phase space into two regions, collinear and non-collinear, and give the expression for $gd \rightarrow t\bar{t}d$ cross section,

$$\begin{aligned} d\sigma(qg \rightarrow t\bar{t}q) &= \sum_{\alpha=d, \bar{d}} \hat{\sigma}^{\bar{C}}(\alpha g \rightarrow t\bar{t}\alpha) [G_{\alpha/p}(x_1) G_{g/p}(x_2) + (x_1 \leftrightarrow x_2)] dx_1 dx_2 \\ &+ d\sigma^{\text{LO}} \left[\frac{\alpha_s}{2\pi} C'_\epsilon \right] \left(-\frac{1}{\epsilon} \right) \delta_c^{-\epsilon} [P_{dg}(z, \epsilon) G_{g/p}(x_1/z) G_{\bar{d}/p}(x_2) \\ &+ P_{\bar{d}g}(z, \epsilon) G_{g/p}(x_1/z) G_{d/p}(x_2) + (x_1 \leftrightarrow x_2)] \frac{dz}{z} \left(\frac{1-z}{z} \right)^{-\epsilon} dx_1 dx_2, \end{aligned} \quad (37)$$

where

$$P_{dg}(z) = P_{\bar{d}g}(z) = \frac{1}{2}[z^2 + (1-z)^2], \quad P'_{dg}(z) = P'_{\bar{d}g}(z) = -z(1-z), \quad (38)$$

and

$$\hat{\sigma}^{\overline{C}}(\alpha g \rightarrow t\bar{t}\alpha) = \frac{1}{2s_{12}} \int |\mathcal{M}_3|^2(\alpha g \rightarrow t\bar{t}\alpha) d\Gamma_3|_{H\overline{C}}. \quad (39)$$

In order to factorize the collinear singularity into the PDF, we introduce a scale dependent PDF in the $\overline{\text{MS}}$ convention [85],

$$G_{\alpha/p}(x, \mu_f) = G_{\alpha/p}(x) + \sum_{\beta} \left(-\frac{1}{\epsilon} \right) \left[\frac{\alpha_s}{2\pi} \left(\frac{4\pi\mu_f^2}{\mu_r^2} \right)^\epsilon \right] \int_x^1 \frac{dz}{z} P_{\alpha\beta}(z) G_{\beta/p}(x/z). \quad (40)$$

As in Ref. [85], the $\mathcal{O}(\alpha_s)$ collinear contribution is

$$\begin{aligned} d\sigma^{coll} &= d\hat{\sigma}^{\text{LO}} \left[\frac{\alpha_s}{2\pi} C'_\epsilon \right] \{ \tilde{G}_{d/p}(x_1, \mu_f) G_{\bar{d}/p}(x_2, \mu_f) + G_{d/p}(x_1, \mu_f) \tilde{G}_{\bar{d}/p}(x_2, \mu_f) \\ &+ \sum_{\alpha=d, \bar{d}} \left[\frac{A_1^{sc}(\alpha \rightarrow \alpha g)}{\epsilon} + A_0^{sc}(\alpha \rightarrow \alpha g) \right] G_{d/p}(x_1, \mu_f) G_{\bar{d}/p}(x_2, \mu_f) \\ &+ (x_1 \leftrightarrow x_2) \} dx_1 dx_2, \end{aligned} \quad (41)$$

where

$$\begin{aligned} A_1^{sc}(d \rightarrow dg) &= A_1^{sc}(\bar{d} \rightarrow \bar{d}g) = C_F(2\delta_s + 3/2), \\ A_0^{sc} &= A_1^{sc} \ln \frac{s_{12}}{\mu_f^2}, \end{aligned} \quad (42)$$

and

$$G_{\alpha/p}(x_1, \mu_f) = \sum_{\beta} \int_x^{1-\delta s \delta_{\alpha\beta}} \frac{dy}{y} G_{\beta/p}(x_1, \mu_f) \tilde{P}_{\alpha\beta}(y), \quad (43)$$

with

$$\tilde{P}_{\alpha\beta}(y) = P_{\alpha\beta}(y) \ln \left(\delta c \frac{1-y}{y} \frac{s_{12}}{\mu_f^2} \right) - P'_{\alpha\beta}(y). \quad (44)$$

Finally the NLO correction of $d\bar{d} \rightarrow t\bar{t}$ process can be written as

$$\begin{aligned} \sigma^{\text{NLO}} &= \int \left\{ dx_1 dx_2 [G_{d/p}(x_1, \mu_f) G_{\bar{d}/p}(x_2, \mu_f) + (x_1 \leftrightarrow x_2)] (\sigma^{virt} + \sigma^S + \sigma^{H\bar{C}}) + \sigma^{coll} \right\} \\ &+ \sum_{\alpha=d, \bar{d}} \int dx_1 dx_2 [G_{g/p}(x_1, \mu_f) G_{\alpha/p}(x_2, \mu_f) + (x_1 \leftrightarrow x_2)] \sigma^{\overline{C}}(g\alpha \rightarrow t\bar{t}\alpha). \end{aligned} \quad (45)$$

Note that all the IR divergences in the NLO total cross section are proportional to the LO cross sections. and we find the following relations

$$\begin{aligned}
(A_2^v)_{\text{INT}} + (A_2^S)_{\text{INT}} &= 0, & (A_1^v)_{\text{INT}} + (A_1^S)_{\text{INT}} + \sum_{\alpha=d,\bar{d}} A_1^{sc}(\alpha \rightarrow \alpha g) &= 0, \\
(A_2^v)_{\text{NPS}} + (A_2^S)_{\text{NPS}} &= 0, & (A_1^v)_{\text{NPS}} + (A_1^S)_{\text{NPS}} + \sum_{\alpha=d,\bar{d}} A_1^{sc}(\alpha \rightarrow \alpha g) &= 0.
\end{aligned} \tag{46}$$

Now all the IR divergences are canceled exactly.

IV. NUMERICAL RESULTS

In the numerical calculations, we set $m_{W'} = 400$ GeV, because such a W' is readily observed at Tevatron with an integrated luminosity of 10 fb^{-1} , and at the LHC with an integrated luminosity of 100 pb^{-1} [32]. There are two independent parameters in the NP Lagrangian. For the convenience of calculations we define the a parameter set (C_V, C_A) , where $C_V = g'(f_R + f_L)/2$ and $C_A = g'(f_R - f_L)/2$. The mass of top quark is chosen to be $m_t = 172.5$ GeV. The CTEQ6L and CTEQ6M PDF sets [90] and the associated α_s functions are used for LO and NLO calculation, respectively. Both the renormalization and factorization scales are fixed to the top quark mass unless specified otherwise.

A. scale dependence

In Fig. 6 we show the scale dependence of the LO and NLO total cross sections at the Tevatron for three cases: (1) the renormalization scale dependence $\mu_r = \mu$, $\mu_f = m_t$, (2) the factorization scale dependence $\mu_r = m_t$, $\mu_f = \mu$, and (3) total scale dependence $\mu_r = \mu_f = \mu$. From Fig. 6, we can see that the NLO corrections significantly reduce the scale dependence for all three cases, making the theoretical predictions more reliable.

B. Tevatron constraints

A_{FB} of top quark pair productions is defined as

$$\begin{aligned}
A_{\text{FB}} &= \frac{\sigma_{\text{F}} - \sigma_{\text{B}}}{\sigma_{\text{F}} + \sigma_{\text{B}}} \\
&= A_{\text{FB}}^{\text{NP}} \times R + A_{\text{FB}}^{\text{SM}} \times (1 - R)
\end{aligned}$$

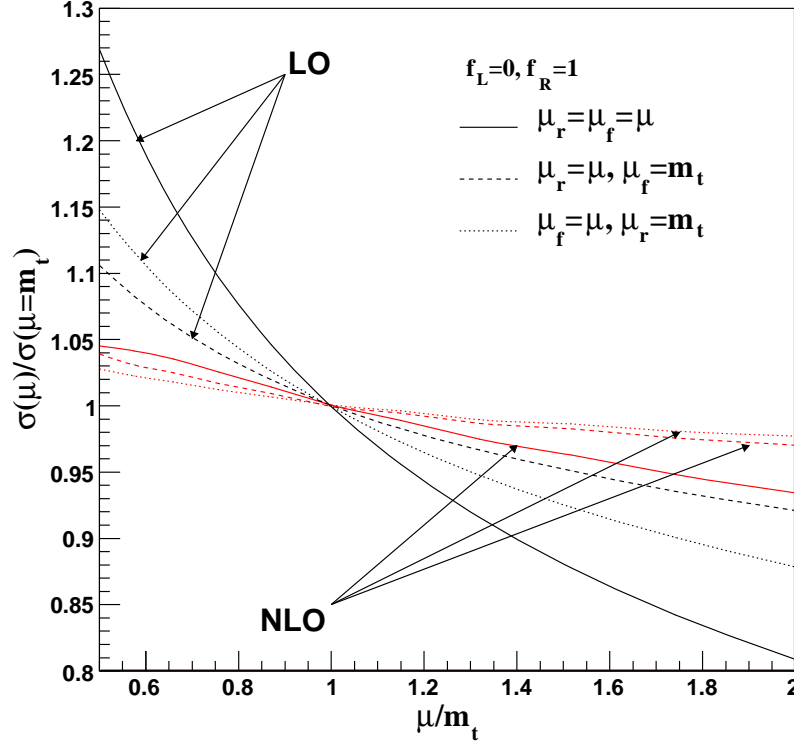


FIG. 6: Scale dependences of the total cross sections at the Tevatron. The black and the red lines represent the LO and NLO results, respectively.

where

$$\begin{aligned}
A_{\text{FB}}^{\text{NP}} &= (\sigma_{\text{F}}^{\text{NP}} - \sigma_{\text{B}}^{\text{NP}}) / (\sigma_{\text{F}}^{\text{NP}} + \sigma_{\text{B}}^{\text{NP}}), \\
A_{\text{FB}}^{\text{SM}} &= (\sigma_{\text{F}}^{\text{SM}} - \sigma_{\text{B}}^{\text{SM}}) / (\sigma_{\text{F}}^{\text{SM}} + \sigma_{\text{B}}^{\text{SM}}), \\
R &= \sigma_{\text{tot}}^{\text{NP}} / (\sigma_{\text{tot}}^{\text{SM}} + \sigma_{\text{tot}}^{\text{NP}})
\end{aligned} \tag{47}$$

are the asymmetries induced by NP and SM, and R is the fraction of NP contribution to the total cross section. σ_{F} and σ_{B} denote the total cross sections in the forward(F) and backward(B) rapidity regions, respectively. The LO and NLO total cross sections of the interference and NP contributions can be written in terms of C_{V}^2 and C_{A}^2 ,

$$[\sigma_{t\bar{t}}^{\text{INT}}]_{\text{LO}} = [-(1.14)_{-0.31}^{+0.22}(C_{\text{V}}^2 + C_{\text{A}}^2)] \text{ pb}, \tag{48}$$

$$[\sigma_{t\bar{t}}^{\text{NPS}}]_{\text{LO}} = [2.06_{-0.27}^{+0.35}(C_{\text{V}}^2 + C_{\text{A}}^2)^2 - (2.51)_{-0.40}^{+0.32}(C_{\text{V}}^2 \cdot C_{\text{A}}^2)] \text{ pb}, \tag{49}$$

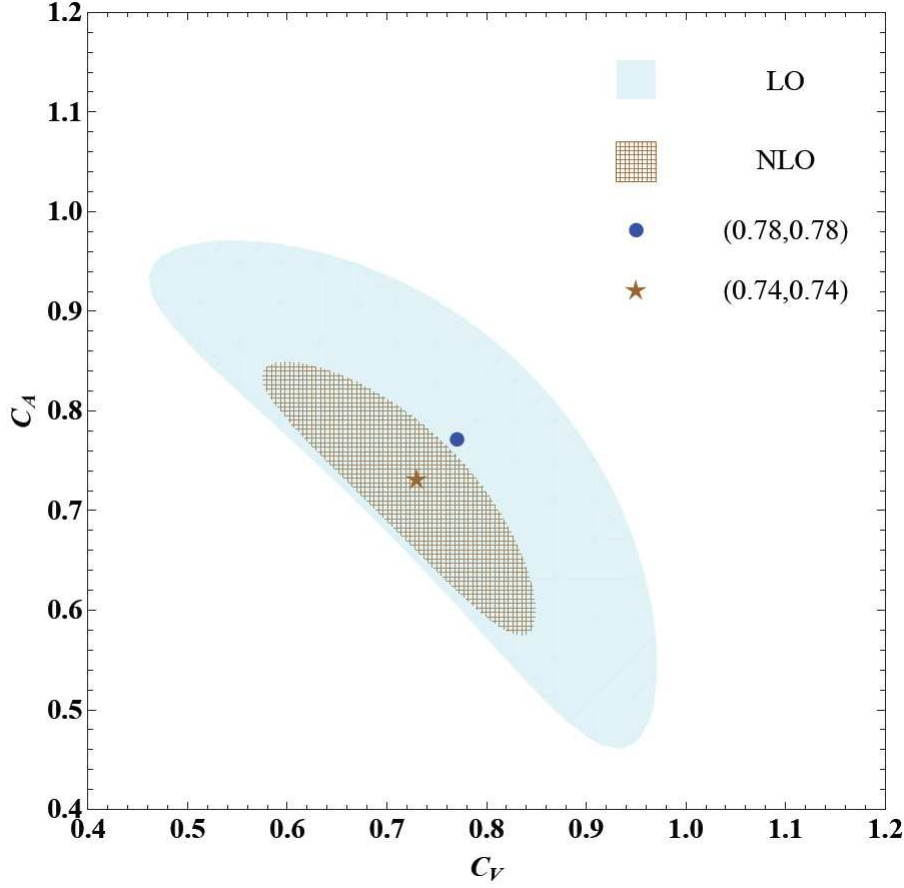


FIG. 7: Values of C_V and C_A allowed by Tavetron data at 95% CL: $\sigma_{t\bar{t}} = (7.50 \pm 0.48)$ pb , $A_{\text{FB}}(m_{t\bar{t}} > 450 \text{ GeV}) = 0.475 \pm 0.114$, and $(d\sigma_{t\bar{t}}/dm_{t\bar{t}})^{m_{t\bar{t}} \in [800, 1400] \text{ GeV}} = (0.068 \pm 0.036)$ fb/GeV. The blue dot (0.78, 0.78) and brown star (0.74, 0.74) represent the BFPs at LO and NLO level, respectively. The allowed parameter region is symmetric with respect to the C_A and C_V axes, so we only display the contours where $C_A C_V > 0$.

and

$$[\sigma_{t\bar{t}}^{\text{INT}}]_{\text{NLO}} = [-(1.42)^{+0.06}_{-0.10}(C_V^2 + C_A^2)] \text{ pb}, \quad (50)$$

$$[\sigma_{t\bar{t}}^{\text{NPS}}]_{\text{NLO}} = [2.39^{+0.06}_{-0.09}(C_V^2 + C_A^2)^2 - (2.82)^{+0.04}_{-0.10}(C_V^2 \cdot C_A^2)] \text{ pb}, \quad (51)$$

where the errors are obtained by varying the scale between $\mu_r = \mu_f = m_t/2$ and $\mu_r = \mu_f = 2m_t$. The differences of the cross sections in the forward and backward rapidity region are

given by

$$[\sigma_F^{\text{INT}} - \sigma_B^{\text{INT}}]_{\text{LO}} = [-(0.26)_{+0.08}^{-0.05}(C_V^2 + C_A^2)] \text{ pb}, \quad (52)$$

$$[\sigma_F^{\text{NPS}} - \sigma_B^{\text{NPS}}]_{\text{LO}} = [0.68_{+0.12}^{-0.10}(C_V^2 + C_A^2)^2 + 0.054_{+0.009}^{-0.007}(C_V^2 \cdot C_A^2)] \text{ pb}, \quad (53)$$

and

$$[\sigma_F^{\text{INT}} - \sigma_B^{\text{INT}}]_{\text{NLO}} = [-(0.40)_{+0.04}^{-0.05}(C_V^2 + C_A^2)] \text{ pb}, \quad (54)$$

$$[\sigma_F^{\text{NPS}} - \sigma_B^{\text{NPS}}]_{\text{NLO}} = [0.94_{+0.04}^{-0.03}(C_V^2 + C_A^2)^2 - (0.127)_{+0.002}^{-0.000}(C_V^2 \cdot C_A^2)] \text{ pb}. \quad (55)$$

For $t\bar{t}$ invariant mass spectrum, we restrict our attention in the large invariant mass region, i.e. $m_{t\bar{t}} \in [800, 1400] \text{ GeV}$, where the A_{FB} is the most obvious. The results are presented as

$$\left[\frac{d\sigma_{t\bar{t}}^{\text{INT}}}{dm_{t\bar{t}}} \right]_{\text{LO}}^{m_{t\bar{t}} \in [800, 1400]} = [-(0.014)_{-0.004}^{+0.006}(C_V^2 + C_A^2)] \frac{\text{pb}}{\text{GeV}}, \quad (56)$$

$$\left[\frac{d\sigma_{t\bar{t}}^{\text{NPS}}}{dm_{t\bar{t}}} \right]_{\text{LO}}^{m_{t\bar{t}} \in [800, 1400]} = [0.082_{-0.018}^{+0.020}(C_V^2 + C_A^2)^2 - (0.064)_{-0.008}^{+0.007}(C_V^2 \cdot C_A^2)] \frac{\text{pb}}{\text{GeV}}, \quad (57)$$

and

$$\left[\frac{d\sigma_{t\bar{t}}^{\text{INT}}}{dm_{t\bar{t}}} \right]_{\text{NLO}}^{m_{t\bar{t}} \in [800, 1400]} = [-(0.012)_{-0.002}^{+0.004}(C_V^2 + C_A^2)] \frac{\text{pb}}{\text{GeV}}, \quad (58)$$

$$\left[\frac{d\sigma_{t\bar{t}}^{\text{NPS}}}{dm_{t\bar{t}}} \right]_{\text{NLO}}^{m_{t\bar{t}} \in [800, 1400]} = [0.117_{-0.010}^{+0.014}(C_V^2 + C_A^2)^2 - (0.094)_{-0.004}^{+0.003}(C_V^2 \cdot C_A^2)] \frac{\text{pb}}{\text{GeV}}, \quad (59)$$

From the errors in Eqs.(48 - 59) we can see that NLO corrections reduce the dependence of the cross sections on the renormalization and factorization scales.

In Fig. 7, we show the allowed region in the (C_V, C_A) plane that is consistent with the total cross section $\sigma_{t\bar{t}}$, A_{FB} [9] and the spectrum of $m_{t\bar{t}}$ in the large mass region [91], which are given by

$$\sigma_{t\bar{t}}^{\text{EX}} = (7.50 \pm 0.48) \text{ pb}, \quad (60)$$

$$A_{\text{FB}}^{\text{EX}} = 0.475 \pm 0.114, \quad \text{for } m_{t\bar{t}} > 450 \text{ GeV}, \quad (61)$$

$$\left[\frac{d\sigma_{t\bar{t}}}{dm_{t\bar{t}}} \right]_{\text{EX}}^{m_{t\bar{t}} \in [800, 1400] \text{ GeV}} = (0.068 \pm 0.036) \text{ fb/GeV}. \quad (62)$$

We use Monte Carlo programm MCFM [92] to get the cross section of the gluon fusion channel $gg \rightarrow t\bar{t}$ at the NLO QCD level. As for the process of $q\bar{q} \rightarrow t\bar{t}$, we have checked our value with the results given by MCFM at QCD NLO level, which are well consistent in the

range of Monte Carlo integration error. Combining the contributions of these two channels we have the SM predictions for the above observables at NLO level

$$\sigma_{t\bar{t}}^{\text{SM}} = 7.00_{-0.76}^{+0.36} \text{ pb}, \quad (63)$$

$$\left[\frac{d\sigma_{t\bar{t}}}{dm_{t\bar{t}}} \right]_{\text{SM}}^{m_{t\bar{t}} \in [800, 1400] \text{ GeV}} = 0.055_{-0.005}^{+0.010} \text{ fb/GeV}, \quad (64)$$

where we have considered scale uncertainty in the calculations. For consistency we have used the SM QCD predicted values of $A_{\text{FB}}(m_{t\bar{t}} \geq 450 \text{ GeV}) = 0.088 \pm 0.013$ at NLO level, although next-to-next-to-leading logarithmic (NNLL) SM QCD results are available [6].

The measurements of A_{FB} and invariant mass spectrum $d\sigma_{t\bar{t}}/dm_{t\bar{t}}$ in the large invariant mass region are particularly sensitive to values of C_V and C_A at NLO level. In order to generate the desired A_{FB} in large $m_{t\bar{t}}$ region, NP couplings should be large enough so that the positive NPS terms could overcome the negative INT terms. While on the other hand, the NLO NPS effect causes the cross section in the last bin of $m_{t\bar{t}}$ to exceed the 1σ upper limit of experimental result and therefore we expect the couplings C_V and C_A to be not too large. As a consequence, NP couplings are subject to strong restrictions.

In Figs. 7, solid and grid regions correspond to NP LO and NLO results at 95% confidence level (CL), where we have considered theoretical and experimental uncertainty in $\sigma_{t\bar{t}}$ and $d\sigma_{t\bar{t}}/m_{t\bar{t}}$ and only consider experimental uncertainty in the A_{FB} calculation. It can be seen that NLO corrections manifestly trim down the area of the allowed parameter region. The blue dot (0.78, 0.78) and brown star (0.74, 0.74) represent the best fit points (BFPs) at LO and NLO level, where χ^2 reaches its minimums of 2.0 and 2.3, respectively. Thus we can see that higher order corrections impose stronger constraints on NP couplings and reduce the BFPs of C_V and C_A by 5%.

Now we discuss the theoretical predictions for the measurements at Tevatron induced by NP at the NLO BFP (0.74, 0.74), or equivalently, $g' = 1.48$, and $f_R = 1$, $f_L = 0$: The LO and NLO total cross sections of $t\bar{t}$ production are

$$\begin{aligned} \sigma_{t\bar{t}, \text{LO}}^{\text{NP}} &= 0.461 \text{ pb}, \\ \sigma_{t\bar{t}, \text{NLO}}^{\text{NP}} &= 0.458 \text{ pb}, \end{aligned} \quad (65)$$

and the differential cross section are

$$\begin{aligned} \left[d\sigma_{t\bar{t}}^{\text{NP}} / dm_{t\bar{t}} \right]_{\text{LO}}^{m_{t\bar{t}} \in [800, 1400] \text{ GeV}} &= 0.062 \text{ fb/GeV}, \\ \left[d\sigma_{t\bar{t}}^{\text{NP}} / dm_{t\bar{t}} \right]_{\text{NLO}}^{m_{t\bar{t}} \in [800, 1400] \text{ GeV}} &= 0.083 \text{ fb/GeV}. \end{aligned} \quad (66)$$

Here, the superscript "NP" represents the combination of the "INT" and "NPS" contributions mentioned above. It can be seen that the NLO corrections have slight effects on the total cross section but increase the invariant mass distribution in the large mass region. Note that the two parts of the NP corrections, INT and NPS terms, are individually not small, but they have opposite sign and cancel each other.

The A_{FB} containing NP contributions at the NLO BFP are shown in Table I. All the theoretical predictions containing NP NLO effects are consistent with experimental results within 2σ CL. It is found that the A_{FB} in the large invariant mass region gets an obvious

	SM NLO QCD + NP LO	SM NLO QCD + NP NLO
$A_{\text{FB}}^{p\bar{p}}$	0.130	0.140 (0.2 σ)
$A_{\text{FB}}^{t\bar{t}}$	0.146	0.156 (0.0 σ)
$A_{\text{FB}}^{t\bar{t}} (m_{t\bar{t}} < 450 \text{ GeV})$	0.074	0.068 (1.2 σ)
$A_{\text{FB}}^{t\bar{t}} (m_{t\bar{t}} > 450 \text{ GeV})$	0.250	0.272 (1.8 σ)

TABLE I: The A_{FB} with $g' = 1.48$, $f_R = 1$, $f_L = 0$ and $M_{W'} = 400 \text{ GeV}$ at the Tevatron, where $A_{\text{FB}}^{p\bar{p}}$ and $A_{\text{FB}}^{t\bar{t}}$ are the A_{FB} in the lab frame and the $t\bar{t}$ rest frame, respectively. Here we list the CL when including NP effects at NLO level.

enhancement by about 9%.

In Fig. 8, we show differential cross section $d\sigma/dm_{t\bar{t}}$ when we consider NP effects at the NLO BFP, from which we can see that higher order corrections do not change the distribution very much.

C. LHC predictions

The process of top quark pair production has been measured at the LHC, and the cross section [93, 94] is:

$$\sigma_{t\bar{t}}^{\text{ATLAS}}(\text{LHC}, \sqrt{S} = 7 \text{ TeV}) = 180 \pm 18 \text{ pb}, \quad (67)$$

$$\sigma_{t\bar{t}}^{\text{CMS}}(\text{LHC}, \sqrt{S} = 7 \text{ TeV}) = 158 \pm 19 \text{ pb}, \quad (68)$$

which are consistent with the SM predictions. Since the LHC is a proton-proton collider, which is forward-backward symmetric, the A_{FB} defined at Tevatron can not be directly

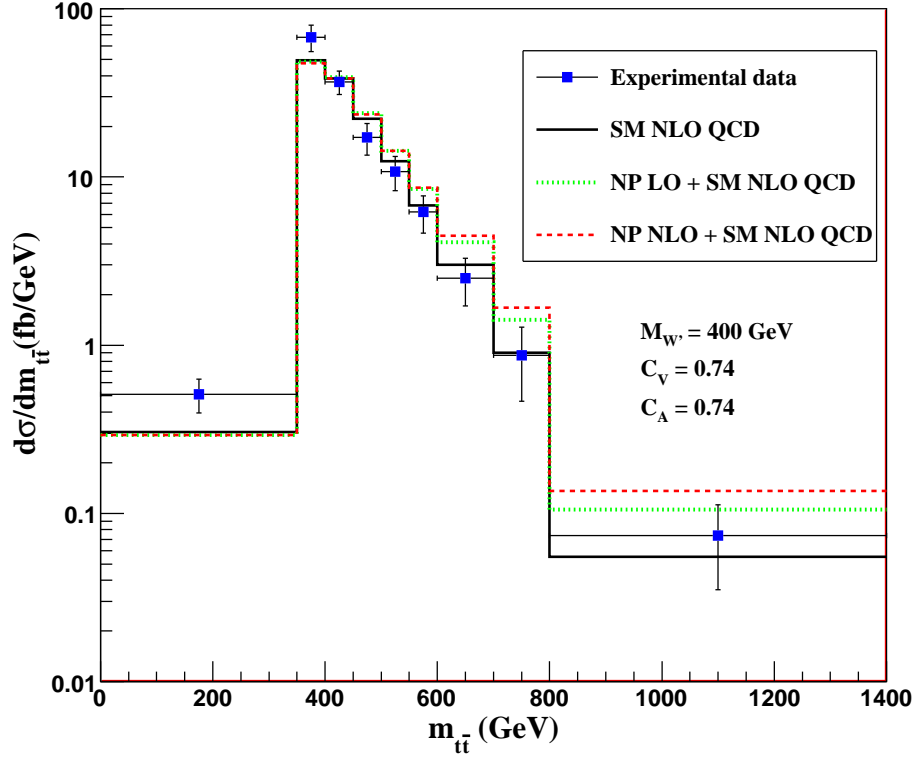


FIG. 8: Differential cross sections $d\sigma/dm_{t\bar{t}}$ as a function of $m_{t\bar{t}}$ at the NLO BFPs ($\pm 0.74, \pm 0.74$). Here "Experimental data" is $d\sigma/dm_{t\bar{t}}$ measured with 2.7 fb^{-1} of integrated luminosity at the Tevatron [91]. "SM NLO QCD" represents the results in the SM QCD at NLO level. "NP LO + SM NLO QCD" and "NP NLO + SM NLO QCD" stand for the predictions including NP effects at LO and NLO level, respectively.

applied to the proton-proton collider experiments at the LHC. A_C used by CMS [95, 96] is defined as

$$A_C = \frac{\sigma(|\eta_t| - |\eta_{\bar{t}}| > 0) - \sigma(|\eta_t| - |\eta_{\bar{t}}| < 0)}{\sigma(|\eta_t| - |\eta_{\bar{t}}| > 0) + \sigma(|\eta_t| - |\eta_{\bar{t}}| < 0)} \quad (69)$$

where η_t and $\eta_{\bar{t}}$ are pseudo rapidities of top and antitop quark, respectively. Last year at CMS, it is measured to be [95],

$$A_C = 0.060 \pm 0.134(\text{stat.}) \pm 0.026(\text{syst.})$$

whereas the recently updated report shows [96],

$$A_C = -0.016 \pm 0.030(\text{stat.}) \pm 0.019(\text{syst.})$$

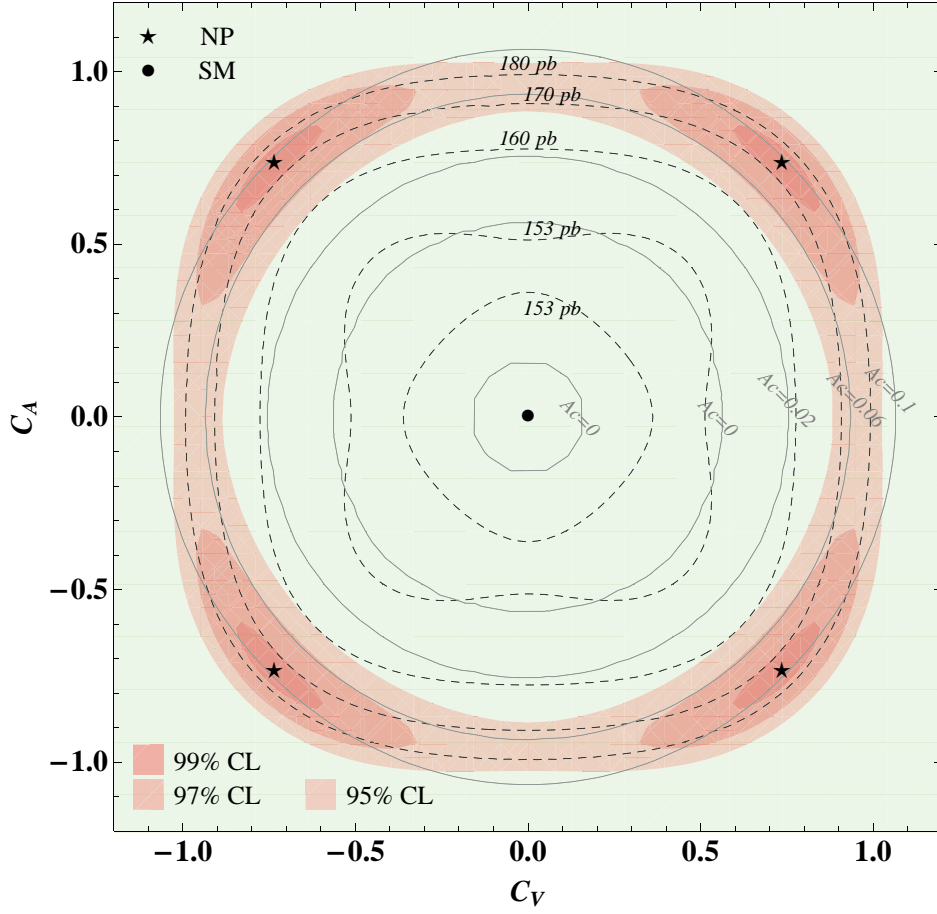


FIG. 9: Results of a combined fit to $\sigma_{t\bar{t}}$ and the value of A_{FB} allowing for NP at different CL. The shadows from dark to light indicate, the experimentally favored region of 95%, 97%, and 99% probability in the $C_V - C_A$ plane. The black dashed lines and grey solid lines, respectively, represent the value of the total $t\bar{t}$ cross section and the A_C at the LHC with $\sqrt{S} = 7$ TeV. The black dot and stars represent the SM point and the NP NLO BFPs .

The discrepancy between these two measurements is evident. However, given the large experimental error, both results are compatible with the SM predictions $A_C = 0.013$ [95]. The A_C induced by NP interactions at the NP NLO BFPs ($\pm 0.74, \pm 0.74$) is 0.069, which is about 5 times of SM prediction. This result is very close to the previous observed central value at CMS [95], and is also consistent with the the latest data value [96] within 2σ CL. We still need more experimental data with higher precision to seek evidence for a possible modification in A_C by NP.

In Fig. 9, we show the results of a combined fit to the $t\bar{t}$ data in the presence of NP at different CL. The shadows from dark to light indicate the experimentally preferred region of 95%, 97%, and 99% probability in the $C_V - C_A$ plane. The black dot represents the SM point (0,0), and the black star represent the NLO BFP (C_V, C_A). At the LHC with $\sqrt{S} = 7$ TeV, the cross section of $t\bar{t}$ production at NLO QCD level in SM is $\sigma_{t\bar{t}} = 154.5$ pb. Including NP contributions at the NLO BFP, we have $\sigma_{t\bar{t},\text{NLO}}^{\text{NP+SM}} = 175$ pb.

From the shape of contours of $\sigma_{t\bar{t}}$ and A_C , one may easily distinguish NP events from SM ones. The location of the brown contours indicate that vector current C_V or axial current C_A alone cannot improve the quality of fit significantly. The acceptable confidence region (global 95% CL) centers around four points in the parameter space where $|C_V|$ equals $|C_A|$, which means experimental data favor purely right-handed or left-handed couplings.

V. CONCLUSION

We have investigated NLO QCD effect on total cross section, invariant mass distribution and forward-backward asymmetry A_{FB} of top quark pair production mediated by W' at the Tevatron and LHC. We have taken into account the interference of NP channel with QCD channel (up to $\mathcal{O}(\alpha_s^2 g'^2)$), as well as the interference between NP channels(up to $\mathcal{O}(\alpha_s g'^4)$). We fit the data at the Tevatron, including total cross section, the invariant mass distribution and the A_{FB} , and find the allowed parameter space. We show that due to the cancelation between these two parts of contributions, the NLO total cross section exhibits only a slight modification compared to the LO result of NP. But the A_{FB} is increased by about 9%. Moreover, NP couplings is constrained strongly by the discrepancy between NP and SM in the invariant mass distribution. And these constraints become more stringent in the QCD NLO. Thus, it is difficult to satisfy simultaneously the constraints from data of A_{FB} and $d\sigma/dm_{t\bar{t}}$ spectrum in the large invariant mass region at the Tevatron. At the LHC, both total cross section and A_C can be used to distinguish NP from SM and therefore the LHC may detect these NP effects with the integrated luminosity increasing.

Acknowledgments

This work was supported by the Undergraduate Research Fund of Education Foundation of Peking University and National Natural Science Foundation of China, under Grants No. 11021092 and No. 10975004.

-
- [1] J. H. Kuhn and G. Rodrigo, Phys. Rev. Lett. **81**, 49 (1998), hep-ph/9802268.
 - [2] J. H. Kuhn and G. Rodrigo, Phys. Rev. **D59**, 054017 (1999), hep-ph/9807420.
 - [3] M. T. Bowen, S. D. Ellis, and D. Rainwater, Phys. Rev. **D73**, 014008 (2006), hep-ph/0509267.
 - [4] L. G. Almeida, G. F. Sterman, and W. Vogelsang, Phys. Rev. **D78**, 014008 (2008), 0805.1885.
 - [5] O. Antunano, J. H. Kuhn, and G. Rodrigo, Phys. Rev. **D77**, 014003 (2008), 0709.1652.
 - [6] V. Ahrens, A. Ferroglia, M. Neubert, B. D. Pecjak, and L. L. Yang (2011), 1106.6051.
 - [7] V. M. Abazov et al. (D0), Phys. Rev. Lett. **100**, 142002 (2008), 0712.0851.
 - [8] T. Aaltonen et al. (CDF), Phys. Rev. Lett. **101**, 202001 (2008), 0806.2472.
 - [9] T. Aaltonen et al. (CDF), Phys. Rev. **D83**, 112003 (2011), 1101.0034.
 - [10] Y.-C. C. f. t. C. collaboration (2011), 1107.0239.
 - [11] A. Djouadi, G. Moreau, F. Richard, and R. K. Singh, Phys. Rev. **D82**, 071702 (2010), 0906.0604.
 - [12] S. Jung, H. Murayama, A. Pierce, and J. D. Wells, Phys. Rev. **D81**, 015004 (2010), 0907.4112.
 - [13] K. Cheung, W.-Y. Keung, and T.-C. Yuan, Phys. Lett. **B682**, 287 (2009), 0908.2589.
 - [14] P. H. Frampton, J. Shu, and K. Wang, Phys. Lett. **B683**, 294 (2010), 0911.2955.
 - [15] J. Shu, T. M. P. Tait, and K. Wang, Phys. Rev. **D81**, 034012 (2010), 0911.3237.
 - [16] A. Arhrib, R. Benbrik, and C.-H. Chen, Phys. Rev. **D82**, 034034 (2010), 0911.4875.
 - [17] P. Ferrario and G. Rodrigo, JHEP **02**, 051 (2010), 0912.0687.
 - [18] I. Dorsner, S. Fajfer, J. F. Kamenik, and N. Kosnik, Phys. Rev. **D81**, 055009 (2010), 0912.0972.
 - [19] D.-W. Jung, P. Ko, J. S. Lee, and S.-h. Nam, Phys. Lett. **B691**, 238 (2010), 0912.1105.
 - [20] J. Cao, Z. Heng, L. Wu, and J. M. Yang, Phys. Rev. **D81**, 014016 (2010), 0912.1447.
 - [21] V. Barger, W.-Y. Keung, and C.-T. Yu, Phys. Rev. **D81**, 113009 (2010), 1002.1048.
 - [22] Q.-H. Cao, D. McKeen, J. L. Rosner, G. Shaughnessy, and C. E. M. Wagner, Phys. Rev. **D81**,

- 114004 (2010), 1003.3461.
- [23] B. Xiao, Y.-k. Wang, and S.-h. Zhu, Phys. Rev. **D82**, 034026 (2010), 1006.2510.
 - [24] M. V. Martynov and A. D. Smirnov, Mod. Phys. Lett. **A25**, 2637 (2010), 1006.4246.
 - [25] R. S. Chivukula, E. H. Simmons, and C. P. Yuan, Phys. Rev. **D82**, 094009 (2010), 1007.0260.
 - [26] M. Bauer, F. Goertz, U. Haisch, T. Pfoh, and S. Westhoff, JHEP **11**, 039 (2010), 1008.0742.
 - [27] C.-H. Chen, G. Cvetič, and C. S. Kim, Phys. Lett. **B694**, 393 (2011), 1009.4165.
 - [28] D.-W. Jung, P. Ko, and J. S. Lee, Phys. Lett. **B701**, 248 (2011), 1011.5976.
 - [29] G. Burdman, L. de Lima, and R. D. Matheus, Phys. Rev. **D83**, 035012 (2011), 1011.6380.
 - [30] D.-w. Jung, P. Ko, J. S. Lee, and S.-h. Nam (2010), 1012.0102.
 - [31] D. Choudhury, R. M. Godbole, S. D. Rindani, and P. Saha (2010), 1012.4750.
 - [32] K. Cheung and T.-C. Yuan, Phys. Rev. **D83**, 074006 (2011), 1101.1445.
 - [33] J. Cao, L. Wang, L. Wu, and J. M. Yang (2011), 1101.4456.
 - [34] E. L. Berger, Q.-H. Cao, C.-R. Chen, C. S. Li, and H. Zhang, Phys. Rev. Lett. **106**, 201801 (2011), 1101.5625.
 - [35] V. Barger, W.-Y. Keung, and C.-T. Yu, Phys. Lett. **B698**, 243 (2011), 1102.0279.
 - [36] B. Bhattacharjee, S. S. Biswal, and D. Ghosh, Phys. Rev. **D83**, 091501 (2011), 1102.0545.
 - [37] K. Blum et al. (2011), 1102.3133.
 - [38] K. M. Patel and P. Sharma, JHEP **04**, 085 (2011), 1102.4736.
 - [39] G. Isidori and J. F. Kamenik, Phys. Lett. **B700**, 145 (2011), 1103.0016.
 - [40] A. R. Zerwekh (2011), 1103.0956.
 - [41] E. R. Barreto, Y. A. Coutinho, and J. Sa Borges, Phys. Rev. **D83**, 054006 (2011), 1103.1266.
 - [42] R. Foot, Phys. Rev. **D83**, 114013 (2011), 1103.1940.
 - [43] Z. Ligeti, G. M. Tavares, and M. Schmaltz, JHEP **06**, 109 (2011), 1103.2757.
 - [44] M. I. Gresham, I.-W. Kim, and K. M. Zurek, Phys. Rev. **D83**, 114027 (2011), 1103.3501.
 - [45] S. Jung, A. Pierce, and J. D. Wells, Phys. Rev. **D83**, 114039 (2011), 1103.4835.
 - [46] M. R. Buckley, D. Hooper, J. Kopp, and E. Neil, Phys. Rev. **D83**, 115013 (2011), 1103.6035.
 - [47] J. Shu, K. Wang, and G. Zhu (2011), 1104.0083.
 - [48] J. A. Aguilar-Saavedra and M. Perez-Victoria, Phys. Lett. **B701**, 93 (2011), 1104.1385.
 - [49] C.-H. Chen, S. S. C. Law, and R.-H. Li (2011), 1104.1497.
 - [50] C. Degrande, J.-M. Gerard, C. Grojean, F. Maltoni, and G. Servant (2011), 1104.1798.
 - [51] S. Jung, A. Pierce, and J. D. Wells (2011), 1104.3139.

- [52] D.-W. Jung, P. Ko, and J. S. Lee (2011), 1104.4443.
- [53] K. S. Babu, M. Frank, and S. K. Rai, Phys. Rev. Lett. **107**, 061802 (2011), 1104.4782.
- [54] A. Djouadi, G. Moreau, and F. Richard (2011), 1105.3158.
- [55] R. Barcelo, A. Carmona, M. Masip, and J. Santiago, Phys. Rev. **D84**, 014024 (2011), 1105.3333.
- [56] D. Krohn, T. Liu, J. Shelton, and L.-T. Wang (2011), 1105.3743.
- [57] J. A. Aguilar-Saavedra and M. Perez-Victoria (2011), 1105.4606.
- [58] Y. Cui, Z. Han, and M. D. Schwartz (2011), 1106.3086.
- [59] A. Hektor et al. (2011), 1105.5644.
- [60] E. Gabrielli and M. Raidal (2011), 1106.4553.
- [61] M. Duraissamy, A. Rashed, and A. Datta (2011), 1106.5982.
- [62] J. A. Aguilar-Saavedra and M. Perez-Victoria (2011), 1107.0841.
- [63] R. Barcelo, A. Carmona, M. Masip, and J. Santiago (2011), 1106.4054.
- [64] G. M. Tavares and M. Schmaltz (2011), 1107.0978.
- [65] L. Vecchi (2011), 1107.2933.
- [66] K. Blum, Y. Hochberg, and Y. Nir (2011), 1107.4350.
- [67] C. Degrande, J.-M. Gerard, C. Grojean, F. Maltoni, and G. Servant, JHEP **03**, 125 (2011), 1010.6304.
- [68] J. A. Aguilar-Saavedra and M. Perez-Victoria, JHEP **05**, 034 (2011), 1103.2765.
- [69] D. Y. Shao et al. (2011), 1107.4012.
- [70] P. Ko, Y. Omura, and C. Yu (2011), 1108.0350.
- [71] M. Frank, A. Hayreter, and I. Turan (2011), 1108.0998.
- [72] H. Davoudiasl, T. McElmurry, and A. Soni (2011), 1108.1173.
- [73] S. Jung, A. Pierce, and J. D. Wells (2011), 1108.1802.
- [74] S. Westhoff (2011), 1108.3341.
- [75] G. Z. Krnjaic (2011), 1109.0648.
- [76] E. L. Berger (2011), 1109.3202.
- [77] J. A. Aguilar-Saavedra, A. Juste, and F. Rubbo (2011), 1109.3710.
- [78] J. Cao, K. Hikasa, L. Wang, L. Wu, and J. M. Yang (2011), 1109.6543.
- [79] J. H. Kuhn and G. Rodrigo (2011), 1109.6830.
- [80] M. Endo and S. Iwamoto (2011), 1110.0014.

- [81] K. Kolodziej (2011), 1110.2103.
- [82] J. Cao, Z. Heng, L. Wu, and J. M. Yang, Phys. Rev. D **81**, 014016 (2010).
- [83] Q.-H. Cao, D. McKeen, J. L. Rosner, G. Shaughnessy, and C. E. M. Wagner, Phys. Rev. D **81**, 114004 (2010).
- [84] B. Xiao, Y.-k. Wang, and S.-h. Zhu, Phys. Rev. D **82**, 034026 (2010).
- [85] B. W. Harris and J. F. Owens, Phys. Rev. D **65**, 094032 (2002).
- [86] J. Collins, F. Wilczek, and A. Zee, Phys. Rev. D **18**, 242 (1978).
- [87] H. X. Zhu et al. (2011), 1106.2243.
- [88] G. P. Lepage, J. Comput. Phys. **27**, 192 (1978).
- [89] G. Altarelli and G. Parisi, Nucl. Phys. **B126**, 298 (1977).
- [90] J. Pumplin et al., JHEP **07**, 012 (2002), hep-ph/0201195.
- [91] T. Aaltonen et al. (CDF), Phys. Rev. Lett. **102**, 222003 (2009), 0903.2850.
- [92] J. M. Campbell and R. K. Ellis, Phys. Rev. **D60**, 113006 (1999), hep-ph/9905386.
- [93] A. Roe, Tech. Rep. ATL-PHYS-PROC-2011-178, CERN, Geneva (2011).
- [94] CMS Collaboration, CMS-PAS-TOP-11-001 (2011).
- [95] CMS Collaboration, CMS-PAS-TOP-10-010 (2011).
- [96] CMS Collaboration, CMS-PAS-TOP-11-014 (2011).