

Dipolar-controlled spin tunneling and relaxation in molecular magnets

D. A. Garanin

Department of Physics and Astronomy, Lehman College, City University of New York,
250 Bedford Park Boulevard West, Bronx, New York 10468, USA

Received: 12 October 2011

Abstract. Spin tunneling in molecular magnets controlled by dipole-dipole interactions (DDI) in the disordered state has been considered numerically on the basis of the microscopic model using the quantum mean-field approximation. In the actual case of a strong DDI spin coherence is completely lost and there is a slow relaxation of magnetization, described by $t^{3/4}$ at short times. Nuclear spins, included in the model microscopically, only slightly speed up the relaxation.

PACS. 75.45.+j Macroscopic quantum phenomena in magnetic systems – 76.20.+q General theory of resonances and relaxations – 75.75.Jn Dynamics of magnetic nanoparticles

1 Introduction

Molecular magnets (MM) built of molecules with a large effective spin, such as $S = 10$ in Mn_{12} and Fe_8 , attract attention by their bistability resulting from a large uniaxial anisotropy D [1,2] that creates the energy barrier $DS^2 \simeq 67\text{K}$ for spin rotation (for a review, see [3,4,5]). The most spectacular finding on molecular magnets is resonance spin tunneling [6,7,8] that occurs when spin energy levels on the different sides of the barrier match each other. Another striking phenomenon is propagating fronts of magnetic burning or deflagration [9,10], a self-supporting process driven by the energy release that controls thermally activated overbarrier relaxation [11]. As further development, fronts of spin tunneling controlled by the dipolar field [12,13] and a combined quantum-thermal theory of magnetic deflagration [14] have been proposed.

Magnetic molecules in MMs form a crystal lattice (body-centered tetragonal for Mn_{12} Ac). As magnetic cores of the molecules are shielded by organic ligands, there is no exchange interaction between the molecules in the crystal, thus the dipole-dipole interaction (DDI) is dominating. There is evidence of dipolar ordering below 1 K in Mn_{12} Ac and other MMs [15,16,17], dynamics of which is due to spin tunneling. Relaxation of spin states in molecular magnets due to interaction with the environment should be a collective process, as many molecular spins are interacting with the same phonon or photon modes. Theories of photon and phonon superradiance in MMs have been proposed in Refs. [18,19].

In the limit of low temperatures, processes of thermal activation die out and the only way for the molecular spin to cross the barrier is spin tunneling. Coherence of spin tunneling between the two degenerate ground states in molecular magnets is difficult to observe because the energy bias due to DDI is much greater than the tunnel splitting of spin states Δ . As a result, most of molecular spins are strongly biased and cannot tunnel. Furthermore, tunneling of a spin changes the dipolar field on other spins, prohibiting or allowing them to tunnel. Thus low-temperature spin relaxation in molecular magnets is a complicated collective process that results in a

non-exponential slow relaxation. The latter was initially observed as magnetization relaxation from the saturated state in Fe_8 [20] and Mn_{12}Ac [21] that followed the \sqrt{t} law. Theoretically this behavior had been explained by spreading of the initially uniform dipolar field in samples of ellipsoidal shape in the course of relaxation [22,23,24]. This spreading gradually drives more and more spins off resonance and slows down the relaxation. The situation is much less clear in the realistic case of MM crystals of arbitrary shape where the dipolar field is non-uniform from the beginning.

Tunneling of most of the spins being hampered by a large dipolar bias leads to the quest for a mechanism that could accelerate spin transitions. It was suggested that nuclear spins provide a fast fluctuating bias on magnetic molecules that is much larger than Δ and brings a large number of molecules on resonance, allowing them to tunnel [22]. However, following calculations of Ref. [22] shows that the effect of nuclear spins cancels out at the end [24]. Indeed, the theoretical result for the \sqrt{t} relaxation rate, used in many experimental works, is

$$\Gamma_{1/2} = \Delta^2 / (\hbar E_D), \quad (1)$$

where E_D is the dipolar energy ($E_D/k_B = 0.067\text{K}$ for Mn_{12} Ac).

Further experiments showed that the \sqrt{t} relaxation also follows a small abrupt change of the bias field in the *disordered* state of MMs [25,26]. Here it is difficult to propose an analytical approach, and numerical methods had been applied. Refs. [27,28] state that the \sqrt{t} relaxation law is not universal, and for the body- and face-centered lattices the exponent is 0.7. These results were criticized by Refs. [29,30,31] as finite-size effect and effect of fitting the data over a too long time interval, and \sqrt{t} relaxation law was obtained for all lattices at times short enough. However, Refs. [32,33] refute the criticism, insisting on the non-universal behavior with the relaxation exponent of up to 0.73 for the face-centered lattice. At larger times, the magnetization relaxation follows a stretched exponential [33].

Recently dipolar-controlled relaxation together with dipolar ordering has been observed in dynamic susceptibility measurements on an Er based molecular magnet [34].

Most of published numerical work used Monte Carlo simulations based on the “tunneling window” concept, according to Ref. [23]. Spins had been checked one after the other, and if the bias on a spin was within the preset tunneling window, the spin was allowed to flip. The ensuing change of the dipolar fields had been taken into account when checking next spins. The tunneling window in these simulations had been set to the amplitude of the fluctuating bias due to nuclear spins that is much larger than Δ . Although this approach captures the essential physics of the DDI and leads to the results qualitatively similar to what is seen in the experiment, it is oversimplified and postulates a role of the nuclear spins instead of describing their action dynamically. The ensuing the relaxation rates are roughly proportional to the tunneling window due to nuclear spins, that contradicts Eq. (1). The recent work [35] studying low-temperature relaxation in molecular magnets out of saturation with Monte Carlo and then rate equations, takes nuclear spins into account in a different, although also phenomenological way. Finally, Ref. [36] considers a one-molecule model with a stochastic random-walk-type bias, also obtaining the \sqrt{t} law.

The aim of the present work is to provide a microscopic description of the dipolar-controlled tunneling relaxation in molecular magnets on the basis of the real dynamics of molecular and nuclear spins, and to clarify the long-standing controversy of the role of the latter. The method consists in numerically solving the system of equations of motion for molecular spins at equilibrium in the quantum mean-field (Hartree) approximation and measuring the time correlation function. The latter with the help of the linear-response theory and other relations can be proven to be proportional to the magnetization relaxation function measured in experiments. This approach is presented in Sec. 2, while Sec. 3 contains its numerical results obtained for the Mn_{12} Ac and simple cubic lattices. Section 4 introduces nuclear spins microscopically via time-dependent bias fields acting on the molecular spins. The choice of the Mn_{12} Ac lattice is convenient because here one has to apply a transverse field strong enough to create an appreciable splitting of the ground-state doublet to make tunneling possible; Then dynamics of nuclear spins (of the protons) is controlled by this transverse field and thus is well defined. The results of a simulation with nuclear spins are presented, showing only a slight speed-up of the relaxation due to nuclear spins. In the concluding section, the results obtained and their possible generalizations are discussed.

2 The model and equations of motion

At low temperatures, only the lowest doublet of the Hamiltonian of a magnetic molecule is populated, so that one can use the two-state model described by the pseudospin

1/2

$$\hat{H} = -\frac{\Delta}{2} \sum_i \sigma_{ix} - \frac{1}{2} \sum_{ij} V_{ij} \sigma_{iz} \sigma_{jz}. \quad (2)$$

Here σ is the Pauli matrix and V_{ij} is the dipole-dipole interaction

$$V_{ij} = E_D \phi_{ij}, \quad \phi_{ij} = v_0 \frac{3 \cos \theta_{ij} - 1}{r_{ij}^3}, \quad (3)$$

where

$$E_D = (Sg\mu_B)^2/v_0 \quad (4)$$

is the dipolar energy ($E_D/k_B = 0.067\text{K}$ for Mn_{12} Ac), v_0 is the unit-cell volume, r_{ij} is the distance between the molecules at sites i and j , and θ_{ij} is the angle between \mathbf{r}_{ij} and the easy axis z . Eq. (2) is a kind of transverse Ising model with a long-range interaction.

The Heisenberg equation of motion for spin operators σ_i has the form

$$\dot{\sigma}_i(t) = \sigma_i(t) \times \Omega_i, \quad (5)$$

where

$$\Omega_i = \frac{1}{\hbar} (\Delta \mathbf{e}_x + W_i \mathbf{e}_z), \quad W_i = 2 \sum_j V_{ij} \sigma_{jz}. \quad (6)$$

One can see that Eq. (5) describes precession of the spin σ_i in an effective field. However, going over from the Heisenberg operators to their quantum-mechanical averages that we are interested in is nontrivial because, in general, different spin operators are entangled and their quantum averages do not factorize, $\langle \sigma_{i\alpha} \sigma_{j\beta} \rangle \neq \langle \sigma_{i\alpha} \rangle \langle \sigma_{j\beta} \rangle$. In the absence of factorization, one has to resort to the Schrödinger equation for a many-spin system that can be solved only for a small number of spins. To make the problem tractable numerically, one has to apply the quantum mean-field or Hartree approximation for spins on different sites,

$$\langle \sigma_{i\alpha} \sigma_{j\beta} \rangle \Rightarrow \langle \sigma_{i\alpha} \rangle \langle \sigma_{j\beta} \rangle, \quad i \neq j. \quad (7)$$

This approximation means that each spin is exposed to the quantum-mechanically averaged field from its neighbors, that should be justified when the number of interacting neighbors is big. For the long-range dipole-dipole interaction, the latter should be the case. After decoupling of quantum correlations, the equation of motion for the averages of spin components has the same form as Eq. (5). Thus for the ease of notation we replace $\langle \sigma_i \rangle \Rightarrow \sigma_i$ and obtain exactly Eq. (5), now for precessing classical-like vectors.

In the temperature range well above the dipolar ordering temperature $\sim 1\text{ K}$ ($T = \infty$ at the scale of the DDI), molecular spins are completely disordered and spins of different molecules are uncorrelated. This is an additional justification for the decoupling in Eq. (7). The correlation function needed to calculate the spin relaxation function thus reduces to the autocorrelation function

$$S_{izz}(t) \equiv \frac{1}{2} \langle \sigma_{iz}(t) \sigma_{iz}(0) + \sigma_{iz}(0) \sigma_{iz}(t) \rangle \quad (8)$$

that has to be averaged over all N spins,

$$S_{zz}(t) \equiv \frac{1}{N} \sum_i S_{izz}(t). \quad (9)$$

The autocorrelation function cannot be decoupled because this would violate the properties of spin operators. Indeed, one can use the identities

$$\sigma_z \sigma_z = \sigma_x \sigma_x = \sigma_y \sigma_y = 1, \quad (10)$$

and

$$\sigma_z \sigma_x + \sigma_x \sigma_z = \sigma_z \sigma_y + \sigma_y \sigma_z = 0 \quad (11)$$

to obtain the initial conditions for the autocorrelation functions

$$S_{i\alpha\beta}(0) = \begin{cases} 1, & \alpha = \beta \\ 0, & \alpha \neq \beta. \end{cases} \quad (12)$$

The equation of motion for the autocorrelation functions can be obtained by differentiating over time, using the Heisenberg equation of motion, Eq. (5), and decoupling $\mathbf{\Omega}_i$ since the latter is due to spins on other sites. This yields the equation

$$\frac{d}{dt} \mathbf{S}_{iz}(t) = \mathbf{S}_{iz}(t) \times \mathbf{\Omega}_i, \quad (13)$$

where

$$\mathbf{S}_{iz}(t) = \frac{1}{2} \langle \boldsymbol{\sigma}_i(t) \sigma_{iz}(0) + \sigma_{iz}(0) \boldsymbol{\sigma}_i(t) \rangle \quad (14)$$

is a generalization of Eq. (8). Eqs. (5) and (13) are coupled and have to be solved together. The initial condition for Eq. (13) is $\mathbf{S}_{iz}(0) = \mathbf{e}_z$. For Eq. (5), we use the initial condition describing $\boldsymbol{\sigma}_i(0)$ pointing in random directions. Note that the correlation function defined as $\sigma_{iz}(t)\sigma_{iz}(0)$ is wrong for MMs because it describes a system of classical rather than of quantum spins.

With the help of the linear response theory and other relations (see Appendix) one can find the spin relaxation function that turns out to be just $S_{zz}(t)$ of Eq. (9). In particular, if a small bias field B_z is abruptly removed, the ensuing relaxation is described by a remarkably simple formula

$$\sigma_z(t) = \sigma_{z,\text{eq}} S_{zz}(t), \quad (15)$$

where $\sigma_{z,\text{eq}} = 2Sg\mu_B B_z / (k_B T)$ is the equilibrium spin average in the high-temperature limit. Note that only $\sigma_{z,\text{eq}}$ contains the temperature, whereas $S_{zz}(t)$ can be calculated at $T = \infty$. In other cases, such as a small field B_z abruptly applied to an initially unbiased MM at equilibrium, one obtains similar formulas.

3 Numerical solution and results

Numerical solution of Eqs. (5) and (13) is a serious task because there are six dynamic variables per lattice site and the DDI is long-ranged. Fortunately, in the disordered state at $T = \infty$ dipolar fields are random and not accumulating at large distances, thus it is not necessary to

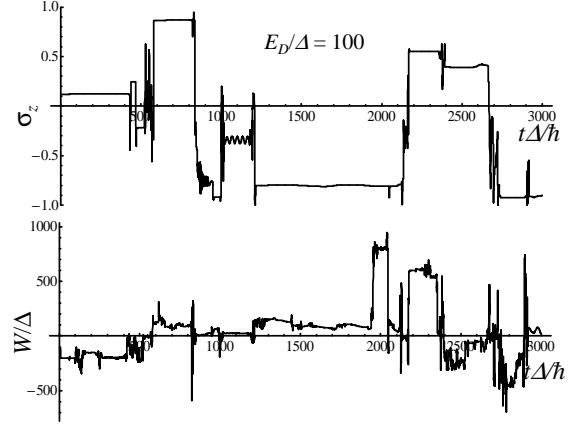


Fig. 1. Typical time dependence of spin average and the energy bias at a magnetic molecule. Change of σ_z occurs when W goes through zero.

perform calculations for very large system sizes. Another important thing is that the autocorrelation function self-averages over random initial orientations of spins. Thus for a very large number of molecular spins the solution is practically the same for any realization of the initial conditions and one has to run the evolution only once. However, when the number of spins is not very large, that is the case here, averaging over initial conditions is needed to make the time dependence of the autocorrelation function smooth. In the calculations, the body-centered tetragonal lattice of Mn_{12}Ac has been used.

The dynamics of the system is in accord with the tunneling-window concept. For any given spin, most of the time $W \gg \Delta$ in Eq. (6), so that the spin is merely precessing around the z axis and no tunneling occurs. Only when $W \lesssim \Delta$ (dipolar bias within the tunneling window) the spin rotates around the x axis and σ_z changes. For $E_D \gg \Delta$ tunneling events are rare and spin relaxation is very slow, that results in very long computation times. In this limit, large system sizes are mandatory, because for the number of spins not large enough it is possible that no spin is within the tunneling window and the relaxation gets stuck forever. For this reason, numerical calculations have been performed for ratios E_D/Δ lower than the typical ones.

All calculations have been performed for the body-centered tetragonal lattice of Mn_{12}Ac with lattice parameters $a = b > c$. The sizes of crystals are given in the units of a . Typical dependence of the spin polarization σ_z and the energy bias W of a magnetic molecule is shown in Fig. 1 for a crystal with dimensions $L_a = L_b = L_c = 4$ that contains $N = 271$ molecules. One can see that σ_z changes only when W approaches zero and both time dependences are stationary quasi-random processes. Note that E_D is a measure of the dipolar field produced by one spin on its neighbors. As dipolar fields from different spins add up, the total bias W can exceed E_D by a factor of up to ten.

Let us consider now the results for the spin autocorrelation function averaged over a sufficient number of runs. The results for $E_D/\Delta \sim 1$ are shown in Fig. 2. For a weak

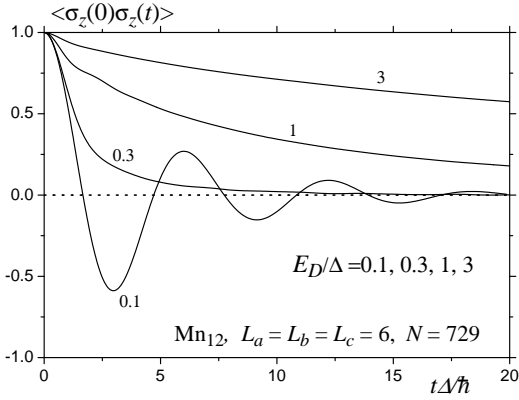


Fig. 2. Crossover of the spin correlation function from weak to strong DDI.

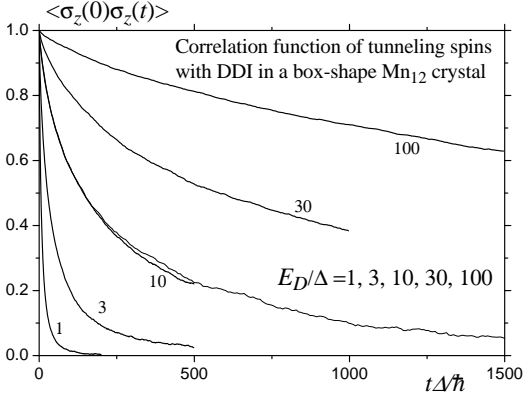


Fig. 3. Spin correlation function for strong DDI, $L_a = L_b = L_c = 6$. For $E_D/\Delta = 10$, results with more and less averaging over the initial states are shown.

dipolar interaction E_D (or large tunnel splitting Δ) there are damped oscillations at frequency Δ/\hbar showing coherence of spin tunneling. This case is unrealistic for molecular magnets, however. Although Δ can be increased by a strong transverse field, E_D/Δ always remains a large parameter. With increasing E_D/Δ in Fig. 2, oscillations disappear and spin tunneling becomes incoherent. Fig. 3 shows that for a strong dipole-dipole interaction spin relaxation becomes very slow.

The results of Fig. 3 for strong dipolar field are represented in the scaled form in Fig. 4 that shows a $t^{3/4}$ law for the magnetization relaxation. The results can be fitted to the stretched exponential

$$S_{zz}(t) = e^{-0.2(t\Gamma_{3/4})^{3/4}}, \quad \Gamma_{3/4} = \frac{\Delta^{7/3}}{\hbar E_D^{4/3}} \quad (16)$$

in the region where the argument of the exponential is smaller than 0.5 (i.e., 2.5 in the plot). At larger time, $S_{zz}(t)$ decreases slower than stretched exponential, probably according to a power law. Obtaining data in this range requires a very long computation time, however. Both the exponent in the spin relaxation function and the relax-

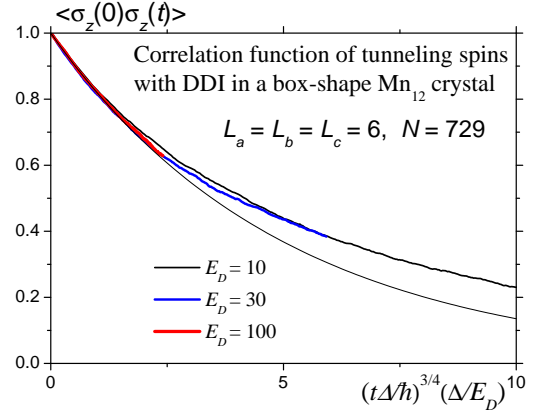


Fig. 4. Spin correlation function in the scaled form.

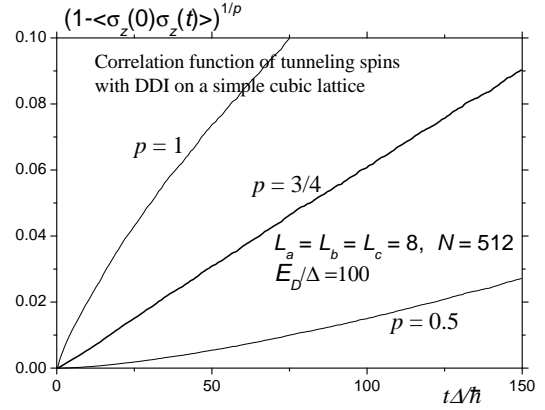


Fig. 5. Testing different time exponents for the spin CF on a simple cubic lattice.

ation rate differ from the previously obtained results [c.f. Eq. (1)].

As another test for the short-time dependence of the spin autocorrelation function, calculations for the simple cubic lattice have been done. In Fig. 5, this dependence is shown in three forms that allows one to choose between three different values for the time exponent. Clearly, $p = 3/4$ comes out as a winner. The same value of this exponent for the Mn_{12} Ac body-centered tetragonal lattice and the simple cubic lattice suggests universality of spin relaxation.

4 Influence of nuclear spins

Magnetic atoms of some molecular magnets, such as Mn_{12} , possess nuclear spins, while others such as the main isotope of Fe in Fe_8 , do not. These nuclear spins are coupled to the electronic spins by the hyperfine interaction that for them is stronger than any other interaction. As a result, nuclear spins are precessing in the effective field created by the electronic spins and produce a random but static bias on the latter. This can essentially modify the Landau-Zener effect [37,38] but does not provide a fluctuating bias that could extend the tunneling window.

On the other hand, all magnetic molecules contain a large number of protons (in the hydrogen atoms of their ligands) whose nuclear spins interact with electronic spins by the nuclear dipole-dipole interaction. If the tunnel splitting Δ is created by the strong transverse field, the dynamics of proton spins is dominated by this field, whereas the dipolar field from the electronic spins can be neglected. Proton spins behave autonomously, simply precessing in the external field. This precession creates fluctuating fields on electronic spins and thus a fluctuating bias whose amplitude largely exceeds Δ .

To estimate the fluctuating bias from the protons, one can use the data for the tunneling resonance spread of approximately $B_p \simeq 0.5$ mT (data for Fe_8 from Ref. [26]). The equation of motion of the protons spins reads

$$\dot{\mathbf{I}} = \mu_p [\mathbf{I} \times \mathbf{B}], \quad \mu_p = 2.79\mu_n, \quad (17)$$

and we assume \mathbf{B} is directed along the x axis, $\mathbf{B} = \mathbf{e}_x B_\perp$. The fields from the x components of the proton spins are static, whereas the field from y and z components are precessing with the frequency $\omega_p = \mu_p B_\perp$. Because of the nature of the DDI, each component of the proton spins produces all three components of the field on the electronic spins, depending on their relative positions. The static component of the field from protons should be irrelevant in our case, whereas the dynamic component on the molecule at the site i is of the order $B_{iz}^{(p)}(t) = B_p \cos(\omega_p t + \varphi_i)$, where B_p is introduced above and φ_i are random phases. This creates a time-dependent bias

$$W_i^{(p)}(t) = W_p \cos(\omega_p t + \varphi_i), \quad W_p = 2Sg\mu_B B_p, \quad (18)$$

a microscopic realization of the phenomenological model proposed in Ref. [22].

Let us investigate whether the bias created by precessing nuclear spins of protons is fast, as required [22], by considering Landau-Zener transitions of electronic spins. The typical value of the LZ parameter

$$\varepsilon = \frac{\pi \Delta^2}{2\hbar v} \quad (19)$$

where v is the energy sweep rate, corresponds to $v = dW_i^{(p)}(t)/dt \sim W_p \omega_p$ and is given by

$$\varepsilon \sim \frac{\pi \Delta^2}{2\hbar \omega_p W_p}. \quad (20)$$

For any realistic transverse field, one has $\Delta/W_p \ll 1$. If Δ is created by the transverse field, then in the ratio $\Delta/(\hbar \omega_p) = \Delta/(\hbar \mu_p B_\perp)$ the numerator Δ is a high power of B_\perp [39]. For not too strong fields this ratio should be small. Thus ε being the product of the two fractions above satisfies $\varepsilon \ll 1$ that corresponds to a fast sweep, indeed. To the contrary, in the case of Fe_8 in zero external field, where Δ is due to the biaxial anisotropy, precession frequency of protons ω_p should be very low, so that the nuclear sweep can become slow, $\varepsilon \gtrsim 1$.

On the other hand, it is not obvious whether a rapidly or slowly fluctuating bias produces a larger effect in expanding the tunneling window. The staying probability in

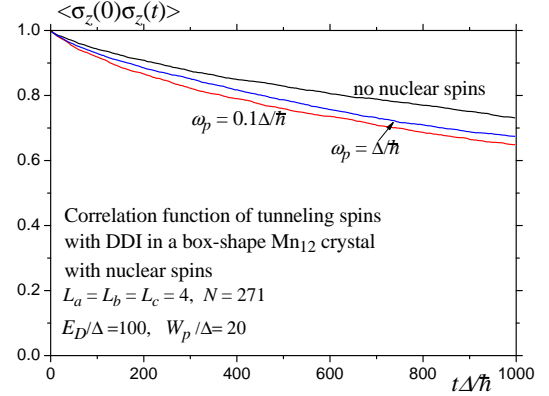


Fig. 6. Spin correlation function taking into account nuclear spins. One can see that the effect of nuclear spins is not strong.

the LZ effect is given by $P = e^{-\varepsilon}$. For the fast sweep, the transition probability is $1 - P = 1 - e^{-\varepsilon} \cong \varepsilon$, a small number. However, as the bias due to the dipolar field is slowly drifting through the tunneling resonance, the rapidly fluctuating bias due to nuclear spins leads to a multiple resonance crossing. As the result, small transition probabilities add up and the resulting transition probability becomes the same as in the case of the dipolar sweep only [40]. This means, there should be no profound effect of nuclear spins, contrary to the widespread opinion. Also one can say that nuclear spins are dynamically shifting the tunneling window of the original width Δ , giving some molecular spins a chance to tunnel but taking this chance from other spins. Thus nuclear spins are only redistributing the tunneling chance between different molecular spins but not creating an additional chance.

The results of numerical calculations in Fig. 6 confirm the theoretical conjectures made above. Both in the case of a fast sweep ($\omega_p = \Delta/\hbar$ thus $\varepsilon = 0.08$) and intermediate sweep ($\omega_p = 0.1\Delta/\hbar$ thus $\varepsilon = 0.8$) nuclear spins result only in a moderate speed-up of the relaxation.

5 Discussion

Results for the dipolar-controlled low-temperature spin relaxation in molecular magnets in the disordered state presented above have been obtained with a direct method based on the actual dynamics of the system. An essential approximation made is decoupling of quantum correlations at different sites, the quantum mean field or Hartree approximation. Although the results of this approximation may differ from the exact solution of the Schrödinger equation (in particular, for the Landau-Zener effect in systems with DDI [37]), one can expect that this approximation captures the essential physics and its results are qualitatively correct. In any case, this approach is much more realistic than previous Monte Carlo simulations.

Most of the results have been obtained for Mn_{12}Ac . Since in the absence of a transverse magnetic field tunneling between the states of the ground-state doublet is

very weak, tranverse field has to be applied to Mn_{12}Ac to increase tunneling and make the theory meaningful. Without transverse field, the theory should be still qualitatively applicable to Fe_8 having an appreciable ground-state tunneling due to the biaxial anisotropy, although its crystal lattice differs from that considered here.

The results show that relaxation is due to rare tunneling events in the actual case of random dipolar bias much greater than tunnel splitting. The relaxation law is a stretched exponential at short times while at larger times it is probably a power law. The exponent in the stretched exponential at short times extracted from fits to data obtained is $p = 3/4$ for both Mn_{12}Ac and simple cubic lattices, differering from the experimental law $t^{1/2}$ [25,26] and Monte Carlo results of Refs. [29,30,31]. On the other hand, it is in a qualitative accord with Monte Carlo results of Refs. [32,33], $p = 0.7 - 0.73$ for a face-centered lattice.

Effect of nuclear spins has been included on the basis of a microscopic model and it has been shown that nuclear spins only slightly speed-up the relaxation. This does not support the narrative of nuclear spins opening a huge tunneling window and corroborates theoretical considerations showing no strong effect of nuclear spins.

The deviation of the relaxation law obtained above from the experimentally observed may be a consequence of either thermally assisted tunneling or correlations accompanying dipolar ordering, or both. The problem is that to get rid of the ordering effects, the temperature has to be above 1 K. However, at such temperatures thermally-assisted tunneling should be already strong. Although populations of all states except of the ground-state doublet are still negligible, there is a competition between different ways to cross the barrier, pure tunneling considered here and thermally-assisted tunneling over higher doublets. Since the tunnel splitting strongly increases with the energy, thermally-assisted tunneling remains competitive down to the temperatures below 1 K [41,42]. Thus the theory developed above may have no applicability range, strictly speaking. Still it makes sense as the most basic microscopic theory of dipolar controlled spin tunneling. It should be noted that none of the preceding theoretical works on low-temperature spin relaxation dealt with these two effects, dipolar ordering and thermally assisted tunneling. The only investigation of the interplay of the dipolar ordering and dipolar controlled relaxation is that in the recent experimental work on Er, Ref. [34].

The discussion above shows the tasks of future investigations. It would be interesting to extend the method to higher temperatures into the regime of thermally assisted tunneling, as well as to lower temperatures into the region of dipolar ordering. The latter is challenging because it requires preparation of the initial state having a particular dipolar energy corresponding to a given temperature. As at finite temperatures there are spin-spin correlations, one cannot use the autocorrelations function. As a result, self-averaging does not occur and one has to make averaging over many initial states, even for a system of a large number of spins.

Acknowledgments

This work has been supported by the NSF under Grant No. DMR-0703639. The author thanks E. M. Chudnovsky, Enrique del Barco, and Seiji Miyashita for useful discussions.

Appendix: Spin relaxation function via spin correlation function

Let us define the linear response of the normalized pseudospin with respect to the energy variable $\xi = Sg\mu_B B_z$. The linear response has the form

$$\langle \sigma_z \rangle_t = \int_{-\infty}^{\infty} dt' L(t-t') \xi(t'), \quad (21)$$

where, because of the causality, $L(\tau) = 0$ for $\tau < 0$. We are interested in the response to the step $\xi(t) = \xi_0 \theta(-t)$ (field switched off at $t = 0$) that reads

$$\langle \sigma_z \rangle_t = \xi_0 \int_{-\infty}^0 dt' L(t-t'), \quad t > 0. \quad (22)$$

It is convenient to express this response in terms of the dynamic susceptibility. Response to the oscillating field $\xi(t) = \xi_0 e^{-i\omega t}$ has the form

$$\langle \sigma_z \rangle_t = \xi_0 \int_{-\infty}^{\infty} dt' L(t-t') e^{-i\omega t'} = \xi_0 e^{-i\omega t} \chi(\omega), \quad (23)$$

where

$$\chi(\omega) = \int_{-\infty}^{\infty} d\tau L(\tau) e^{i\omega\tau} \quad (24)$$

is the susceptibility with respect to ξ . Inverting this formula, one obtains

$$L(\tau) = \int_{-\infty}^{\infty} \frac{d\omega}{2\pi} e^{-i\omega\tau - \epsilon\tau} \chi(\omega), \quad \epsilon \rightarrow +0. \quad (25)$$

Now Eq. (22) becomes

$$\langle \sigma_z \rangle_t = \xi_0 \int_t^{\infty} d\tau L(\tau) = \xi_0 \int_{-\infty}^{\infty} \frac{d\omega}{2\pi} \frac{e^{-i\omega t}}{i\omega + \epsilon} \chi(\omega). \quad (26)$$

The imaginary part of the susceptibility is related to the spin-spin CF by the fluctuation-dissipation relation

$$\chi''(\omega) = \frac{1}{\hbar} \tanh \frac{\hbar\omega}{k_B T} \int_{-\infty}^{\infty} dt \cos(\omega t) S_{zz}(t). \quad (27)$$

To calculate the step response, Eq. (26), one needs the full susceptibility, and $\chi'(\omega)$ can be found from the Kramers-Kronig relation

$$\chi'(\omega) = \frac{1}{\pi} \mathcal{P} \int_{-\infty}^{\infty} d\omega' \frac{\chi''(\omega')}{\omega' - \omega}. \quad (28)$$

Substituting Eq. (27) into Eq. (28) one obtains

$$\chi'(\omega) = \int_{-\infty}^{\infty} dt S_{zz}(t) f(\omega, t), \quad (29)$$

where

$$\begin{aligned} f(\omega, t) &= \frac{1}{\pi\hbar} \mathcal{P} \int_{-\infty}^{\infty} \frac{d\omega'}{\omega' - \omega} e^{i\omega' t} \tanh \frac{\hbar\omega'}{k_B T} \\ &= \frac{1}{\pi\hbar} \mathcal{P} \int_{-\infty}^{\infty} \frac{dz}{z} e^{i(\omega+z)t} \tanh \frac{\hbar(\omega+z)}{k_B T}. \end{aligned} \quad (30)$$

This can be rewritten in the form with no singularity in the integrand at $z \rightarrow 0$:

$$\begin{aligned} f(\omega, t) &= \frac{1}{\pi\hbar} e^{i\omega t} \int_0^{\infty} \frac{dz}{z} \left[e^{izt} \tanh \frac{\hbar(\omega+z)}{k_B T} \right. \\ &\quad \left. - e^{-izt} \tanh \frac{\hbar(\omega-z)}{k_B T} \right]. \end{aligned} \quad (31)$$

At high temperatures one can expand the tanh terms and after integration obtain

$$f(\omega, t) = \frac{1}{\pi k_B T} e^{i\omega t} [i\pi\omega \text{sign}(t) + 2\pi\delta(t)]. \quad (32)$$

Inserting this into Eq. (29) and taking into account that $S_{zz}(t)$ is an even function, one obtains

$$\chi'(\omega) = \frac{2}{k_B T} \left[1 - \omega \int_0^{\infty} dt \sin(\omega t) S_{zz}(t) \right]. \quad (33)$$

Combining this with Eq. (27) at high temperatures

$$\chi''(\omega) = \frac{2\omega}{k_B T} \int_0^{\infty} dt \cos(\omega t) S_{zz}(t) \quad (34)$$

yields

$$\chi(\omega) = \frac{2}{k_B T} \left[1 + i\omega \int_0^{\infty} dt e^{i\omega t} S_{zz}(t) \right]. \quad (35)$$

Now for the step response from Eq. (26) follows

$$\langle \sigma_z \rangle_t = \frac{2\xi_0}{k_B T} \int_{-\infty}^{\infty} \frac{d\omega}{2\pi} \frac{e^{-i\omega t}}{i\omega + \epsilon} \left[1 + i\omega \int_0^{\infty} dt' e^{i\omega t'} S_{zz}(t') \right]. \quad (36)$$

Here the first term vanishes and in the second term one can set $\epsilon = 0$. This yields

$$\langle \sigma_z \rangle_t = \langle \sigma_z \rangle_{\text{eq}} S_{zz}(t), \quad (37)$$

where $\langle \sigma_z \rangle_{\text{eq}} = 2\xi_0/(k_B T)$ is the equilibrium spin polarization.

References

1. R. Sessoli, D. Gatteschi, A. Caneschi, and M. A. Novak, *Nature (London)* **365**, 141 (1993)

2. A.L. Barra, P. Debrunner, D. Gatteschi, C.E. Schultz, R. Sessoli, *Europhys. Lett.* **35**, 133 (1996)
3. D. Gatteschi, A. Caneschi, L. Pardi, R. Sessoli, *Science* **265**, 1054 (1994)
4. R. Sessoli, D. Gatteschi, *Angew. Chem. Int. Ed.* **42**, 268 (2003)
5. D. Gatteschi, R. Sessoli, J. Villain, *Molecular Nanomagnets* (Oxford University Press, Oxford, 2006)
6. J.R. Friedman, M.P. Sarachik, J. Tejada, R. Ziolo, *Phys. Rev. Lett.* **76**, 3830 (1996)
7. J.M. Hernández, X.X. Zhang, F. Luis, J. Bartolomé, J. Tejada, R. Ziolo, *Europhys. Lett.* **35**, 301 (1996)
8. L. Thomas, F. Lioni, R. Ballou, D. Gatteschi, R. Sessoli, B. Barbara, *Nature* **383**, 145 (1996)
9. Y. Suzuki, M.P. Sarachik, E.M. Chudnovsky, S. McHugh, R. Gonzalez-Rubio, N. Avraham, Y. Myasoedov, E. Zeldov, H. Shtrikman, N.E. Chakov et al., *Phys. Rev. Lett.* **95**, 147201 (2005)
10. A. Hernández-Minguez, J.M. Hernández, F. Macia, A. Garcia-Santiago, J. Tejada, P.V. Santos, *Phys. Rev. Lett.* **95**, 217205 (2005)
11. D.A. Garanin, E.M. Chudnovsky, *Phys. Rev. B* **76**, 054410 (2007)
12. D.A. Garanin, E.M. Chudnovsky, *Phys. Rev. Lett.* **102**, 097206 (2009)
13. D.A. Garanin, *Phys. Rev. B* **80**(1), 014406 (2009)
14. D.A. Garanin, R. Jaafar, *Phys. Rev. B* **81**(18), 180401 (2010)
15. F. Luis, J. Campo, J. Gómez, G.J. McIntyre, J. Luzón, D. Ruiz-Molina, *Phys. Rev. Lett.* **95**(22), 227202 (2005)
16. M. Evangelisti, F. Luis, F.L. Mettes, N. Aliaga, G. Aromí, J.J. Alonso, G. Christou, L.J. de Jongh, *Phys. Rev. Lett.* **93**(11), 117202 (2004)
17. B. Wen, P. Subedi, L. Bo, Y. Yeshurun, M.P. Sarachik, A.D. Kent, A.J. Millis, C. Lampropoulos, G. Christou, *Phys. Rev. B* **82**(1), 014406 (2010)
18. E.M. Chudnovsky, D.A. Garanin, *Phys. Rev. Lett.* **89**, 157201 (2002)
19. E.M. Chudnovsky, D.A. Garanin, *Phys. Rev. Lett.* **93**, 257205 (2004)
20. C. Sangregorio, T. Ohm, C. Paulsen, R. Sessoli, D. Gatteschi, *Phys. Rev. Lett.* **78**, 4645 (1997)
21. L. Thomas, A. Caneschi, B. Barbara, *Phys. Rev. Lett.* **83**, 2398 (1999)
22. N.V. Prokof'ev, P.C.E. Stamp, *Phys. Rev. Lett.* **80**, 5794 (1998)
23. A. Cucchioli, A. Fort, A. Rettori, E. Adam, and J. Villain, *Eur. Phys. J. B* **12**, 39 (1999)
24. E.M. Chudnovsky, *Phys. Rev. Lett.* **84**, 5676 (2000)
25. W. Wernsdorfer, T. Ohm, C. Sangregorio, R. Sessoli, D. Mailly, C. Paulsen, *Phys. Rev. Lett.* **82**, 3903 (1999)
26. W. Wernsdorfer, A. Caneschi, R. Sessoli, D. Gatteschi, A. Cornia, V. Villar, C. Paulsen, *Phys. Rev. Lett.* **84**, 2965 (2000)
27. J.F. Fernández, J.J. Alonso, *Phys. Rev. Lett.* **91**, 047202 (2003)
28. J.F. Fernández, J.J. Alonso, *Phys. Rev. B* **69**, 024411 (2004)
29. I.S. Tupitsyn, P.C.E. Stamp, *Phys. Rev. Lett.* **92**, 119701 (2004)
30. I.S. Tupitsyn, P.C.E. Stamp, N.V. Prokof'ev, *Phys. Rev. B* **69**, 132406 (2004)

- 31. I.S. Tupitsyn, P.C.E. Stamp, N.V. Prokof'ev, Phys. Rev. B **72**(2), 026402 (2005)
- 32. J.J. Alonso, J.F. Fernández, Phys. Rev. B **72**, 026401 (2005)
- 33. J.F. Fernández, J.J. Alonso, Phys. Rev. B **72**, 094431 (2005)
- 34. F. Luis, M.J. Martínez-Pérez, O. Montero, E. Coronado, S. Cardona-Serra, C. Martí-Gastaldo, J.M. Clemente-Juan, J. Sesé, D. Drung, T. Schurig, Phys. Rev. B **82**(6), 060403 (2010)
- 35. A. Vijayaraghavan, A. Garg (arXiv:1110.1899v1)
- 36. S. Miyashita, K. Saito, Journal of the Physical Society of Japan **70**, 3238 (2001)
- 37. D.A. Garanin, R. Schilling, Phys. Rev. B **71**, 184414 (2005)
- 38. D.A. Garanin, R. Neb, R. Schilling, Phys. Rev. B **80**, 094405 (2008)
- 39. D.A. Garanin, J. Phys. A **24**, L61 (1991)
- 40. E. del Barco (unpublished)
- 41. E.M. Chudnovsky, D.A. Garanin, Phys. Rev. Lett. **79**, 4469 (1997)
- 42. D.A. Garanin, E.M. Chudnovsky, Phys. Rev. B **56**, 11102 (1997)