



Recent *H.E.S.S.* results on extra-galactic sources

MATTEO CERRUTI¹, on behalf of the *H.E.S.S.* collaboration

¹*LUTH, Observatoire de Paris, CNRS, Université Paris Diderot;*

5 Place Jules Janssen, 92190, Meudon, France

matteo.cerruti@obspm.fr

Abstract: Since the beginning of scientific operations in 2003, more than 20 extra-galactic sources have been detected with *H.E.S.S.* (High Energy Stereoscopic System) at very high energies (VHE): apart from the starburst galaxy *NGC 253*, all of them are active galactic nuclei (AGNs). BL Lac objects are by far the dominant AGN sub-class in the *H.E.S.S.* extra-galactic sky, but two radio-galaxies and one flat-spectrum radio quasar (FSRQ) have been detected as well. The study of extra-galactic VHE emitters will be improved in the near future by the completion of a fifth 24m-diameter telescope (*H.E.S.S. II*). In this talk, a review of the AGNs seen by *H.E.S.S.* will be given, including the latest results achieved, namely the detection of VHE emission from the blazars *1RXS J101015.9-311909*, *SHBL J001355.9-185406*, *1ES 1312-423*, *AP Lib* and the BL Lac candidate *HESS J1943+213*.

Keywords: Extra-galactic sources I (AGNs, quasars, radio galaxies, star burst galaxies, clusters, etc.)

1 The *H.E.S.S.* extra-galactic sky

H.E.S.S., a system of four atmospheric Cherenkov telescopes sensitive to γ -ray photons above 100 GeV, has detected more than 20 extra-galactic sources since the beginning of scientific operations in 2003.

Apart from the starburst galaxy *NGC 253*, the VHE extra-galactic sky seen by *H.E.S.S.* is entirely composed of AGNs. Among these, blazars (BL Lac objects and FSRQ) are by far the most important sub-class. In the unified AGN model [1], these objects are radio-loud AGNs whose relativistic jet is pointed towards the observer. The emitting region is thought to be a very dense zone inside the jet, filled with a high-energy particle (e^\pm) population and a magnetic field of the order of 10^{-2} - 10^{-1} G. The high energy emission is usually interpreted as inverse Compton scattering of synchrotron photons (synchrotron self-Compton model, SSC), or external photons (external inverse Compton model), off the high energy particles in the emitting region. The measured flux is enhanced by relativistic effects.

Apart from the FSRQ *PKS 1510-089* [2] and the two radio-galaxies *Cen A* [3] and *M 87* [4, 5], all the AGNs detected with *H.E.S.S.* are BL Lac objects.

The list of the extra-galactic sources detected by *H.E.S.S.* up to now is reported in Table 1, while the integrated number of extra-galactic sources as a function of the time is shown in Fig. 1. Recently, an important improvement has been achieved through the development of enhanced analysis techniques [33, 34, 35], which permit the detec-

tion of faint γ -ray sources with shorter observation time compared to the standard Hillas reconstruction technique [36].

In the following, we concentrate on some of the most recent *H.E.S.S.* results on extra-galactic sources, namely the detection of VHE emission from the BL Lac objects *SHBL J001355.9-185406*, *1RXS J101015.9-311909*, *1ES 1312-423*, *AP Lib* and the BL Lac candidate *HESS J1943+213*.

2 Recent *H.E.S.S.* results on extra-galactic sources

2.1 *SHBL J001355.9-185406*

SHBL J001355.9-185406 is a high-energy-peaked BL Lac object (HBL) [37] located at a redshift of $z = 0.095$. The VHE emission from this very weak source is detected by *H.E.S.S.* at ~ 5 standard deviations (σ) above 300 GeV, during 40 hours of observation live-time taken between 2008 and 2010 [7]. The excess map is plotted in Fig. 2. The TeV flux from the source corresponds to $\sim 1\%$ of the flux from the Crab nebula ("Crab units"). Following the *H.E.S.S.* announcement, the presence of a GeV counterpart was claimed by the *Fermi-LAT* collaboration [38]: the flux of the source above 100 MeV is $(9 \pm 7) \times 10^{-10}$ ph/cm²/s, with a photon index of 1.5 ± 0.2 . However, the source is not present in the *Fermi-LAT* 2-year catalog (2FGL) [39].

	Redshift	Ref.
Starburst Galaxies		
NGC 253	8.14×10^{-4}	[6]
Radio Galaxies		
M 87	0.0044	[4, 5]
Centaurus A	0.00183	[3]
FSRQs		
PKS 1510-089	0.36	[2]
BL Lacs		
SHBL J001355.9-185406	0.095	[7]
RGB J0152+017	0.08	[8]
1ES 0229+200	0.14	[9]
1ES 0347-121	0.188	[10]
1ES 0414+009	0.287	[11]
PKS 0447-439	> 0.176	[12]
PKS 0548-322	0.069	[13]
1RXS J101015.9-311909	0.143	[14]
1ES 1101-232	0.186	[15]
Mrk 421	0.031	[16]
1ES 1312-423	0.105	[14]
AP Lib	0.049	[17, 18]
PG 1553+113	$0.43 - 0.58$ [19]	[20, 21]
HESS J1943+213	> 0.14	[22]
PKS 2005-489	0.071	[23, 24]
PKS 2155-304	0.116	[25, 26, 27]
		[28, 29, 30]
H 2356-309	0.165	[31, 32]

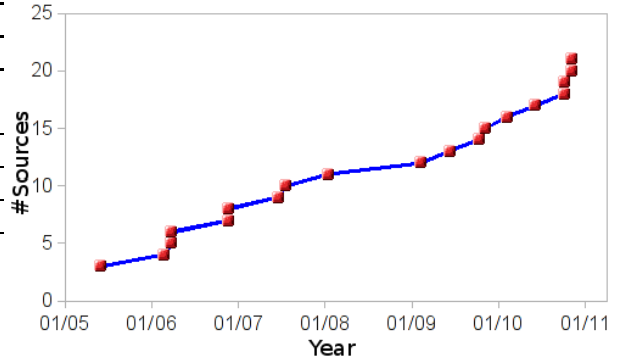
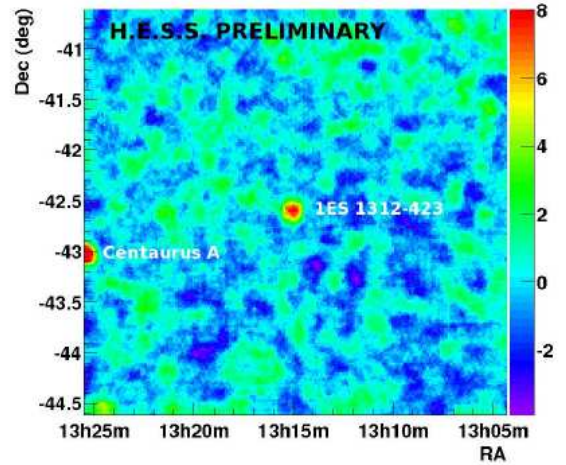
Table 1: Extra-galactic sources detected by *H.E.S.S.*

2.2 1RXS J101015.9-311909

1RXS J101015.9-311909 is a bright X-ray source detected for the first time by *ROSAT* [40], and identified as a blazar at redshift $z = 0.143$ [41]. The VHE γ -ray emission from this object has been detected by *H.E.S.S.* at 7σ , in 49 hours of observation live-time taken between 2006 and 2010 [14]. The excess map is plotted in Fig. 2. The time-averaged photon index of the source is $3.1 \pm 0.5_{stat}$, with a flux equal to ~ 0.008 Crab units. The source is present in the 2FGL catalog : the flux between 300 MeV and 100 GeV is $(3.5 \pm 0.9) \times 10^{-9}$ ph/cm²/s, the photon index being 2.2 ± 0.1 . No significant flux variability has been detected in the *H.E.S.S.* data.

2.3 1ES 1312-423

1ES 1312-423 is an X-ray source classified as a blazar at a redshift of $z = 0.105$ [42]. The object was discovered serendipitously in the field of view of *H.E.S.S.* observations centered on the radio galaxy *Centaurus A* (see Fig.3). The total observation live-time (corrected for the lower acceptance due to the 2° offset from the center of the field of view) is ~ 65 hours. The TeV emission from 1ES 1312-423 is detected by *H.E.S.S.* at $\sim 7\sigma$ with a flux equal to 0.004 Crab units [14]. The source is not present in the *Fermi*-

Figure 1: Cumulative number of extra-galactic sources detected by *H.E.S.S.* as a function of the yearFigure 3: *H.E.S.S.* significance map of the sky region around 1ES 1312-423 with the radio-galaxy *Cen A* in the same field-of-view [14]

LAT 2-year catalog and no significant variability has been detected in the *H.E.S.S.* data set.

2.4 AP Lib

AP Lib is a nearby AGN ($z = 0.049$), classified as a low-energy-peaked BL Lac object (LBL) [43]. The TeV emission from *AP Lib* is detected by *H.E.S.S.* at 7σ in 11 hours of observation live-time taken in 2010 [17, 18]. The VHE spectral index of the source is $\Gamma = 2.5 \pm 0.2$, and its flux is ~ 0.02 Crab units. The object is detected by *Fermi-LAT* as well, with an integrated 0.3-300 GeV flux of $(1.9 \pm 0.1) \times 10^{-8}$ ph/cm²/s, and a spectral index of 2.1 ± 0.1 [18]. The SED of *AP Lib* (see Fig. 4[18]) shows a very broad high energy bump, which covers the X-ray to VHE γ -ray energy band. Such a broad component is usually explained by assuming inverse Compton emission

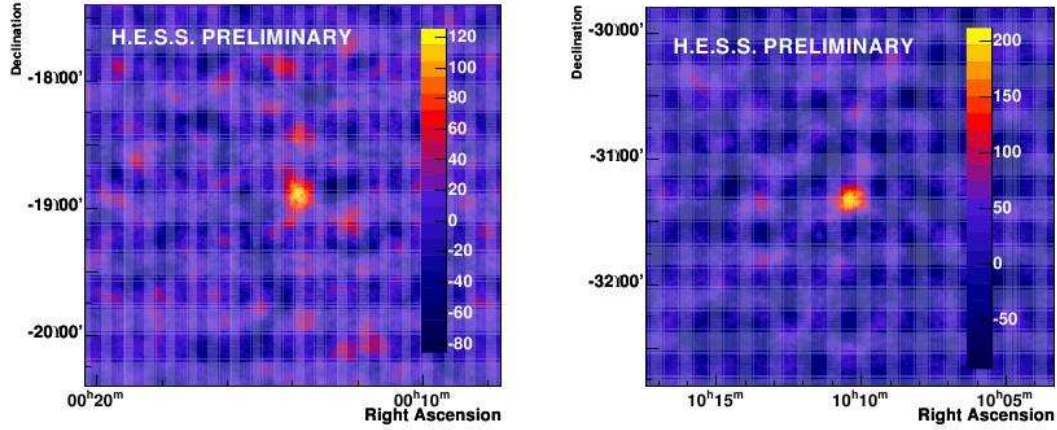


Figure 2: Excess map centered on *SHBL J001355.9-185406* (left) and *1RXS J101015.9-311909* (right). Taken from [14].

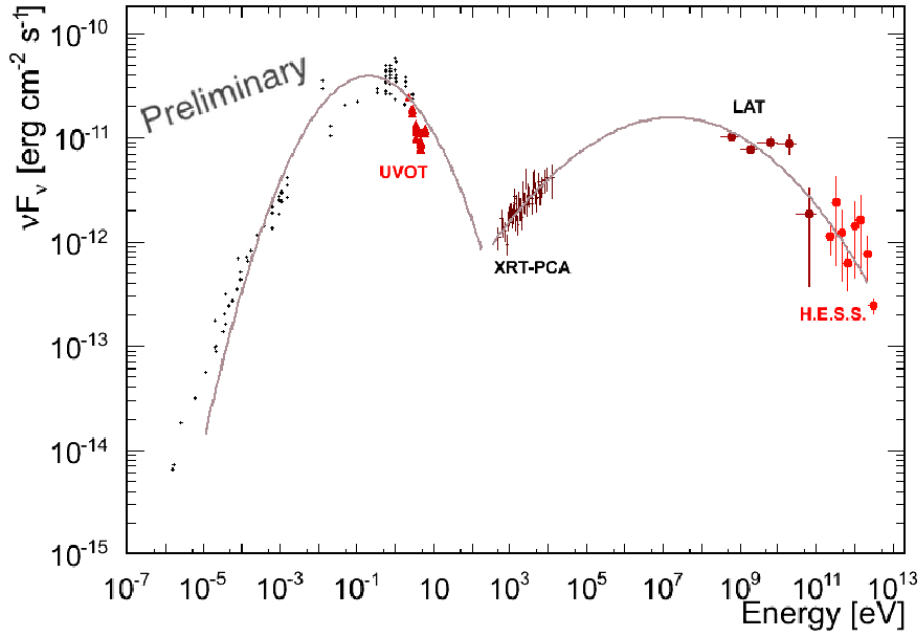


Figure 4: Spectral energy distribution of *AP Lib*. See [18] for details.

on the external photon field (i.e. broad line region, accretion disk), which is thought to be important in LBLs [44]. *AP Lib* is the third LBL ever detected at VHE (together with *BL Lac* and *S5 0716+714*).

2.5 *HESS J1943+213*

HESS J1943+213 is a point-like source detected by *H.E.S.S.* during the VHE galactic survey [22]. Its position is consistent with the unidentified hard X-ray source *IGR J19443+2117*. The source is detected at 7.9σ in 25 hours of observation live-time: its flux corresponds to ~ 0.02 Crab units, with a photon index of $3.1 \pm 0.3_{stat}$ between

470 GeV and 6 TeV.

The study of the spectral energy distribution of this source, including radio, infrared and X-ray data, suggests an extra-galactic origin of the emission. A gamma-ray binary hypothesis is disfavored mainly due to the lack of a plausible massive stellar counterpart in optical/infrared and the absence of orbital variability. A pulsar wind nebula origin is disfavored by the very soft TeV spectrum and the absence of extended X-ray counterparts. On the other hand, the overall spectral energy distribution is consistent with an extreme high-energy-peaked blazar, with a synchrotron peak energy > 1 keV. The lower limit on the redshift, based on the expected flux from the host galaxy, is $z > 0.14$.

3 Summary and conclusions

A summary of the *H.E.S.S.* extra-galactic sky was presented, with a particular emphasis given on the latest TeV-emitting AGNs detected by *H.E.S.S.* .

The increasing number of detections claimed by *H.E.S.S.* in the last years is mainly due to the development of new high-performance analysis techniques. In the near future, the study of the VHE sky will be significantly improved with the construction of a fifth 24m-diameter telescope : in this new configuration (*H.E.S.S. II*), the increasing of sensitivity and the lowering of the energy threshold (down to 30 GeV), will permit the detection of fainter and more distant objects, populating the known VHE extra-galactic sky. *H.E.S.S. II* is currently under construction and should be fully operational by the end of 2012.

4 Acknowledgements

The support of the Namibian authorities and of the University of Namibia in facilitating the construction and operation of *H.E.S.S.* is gratefully acknowledged, as is the support by the German Ministry for Education and Research (BMBF), the Max Planck Society, the French Ministry for Research, the CNRS-IN2P3 and the Astroparticle Interdisciplinary Programme of the CNRS, the U.K. Science and Technology Facilities Council (STFC), the IPNP of the Charles University, the Polish Ministry of Science and Higher Education, the South African Department of Science and Technology and National Research Foundation, and by the University of Namibia. We appreciate the excellent work of the technical support staff in Berlin, Durham, Hamburg, Heidelberg, Palaiseau, Paris, Saclay, and in Namibia in the construction and operation of the equipment.

References

- [1] Urry, C. M., & Padovani, P. 1995, *PASP*, 107, 803
- [2] Wagner, S. J., & HESS collaboration 2010, *AAS/High Energy Astrophysics Division* #11, 11, #27.06
- [3] Aharonian, F., et al. 2009, *ApJ*, 695, L40
- [4] Aharonian, F., et al. 2006, *Science*, 314, 1424
- [5] Acciari, V. A., et al. 2009, *Science*, 325, 444
- [6] Acero, F., et al. 2009, *Science*, 326, 1080
- [7] Hofmann, W. et al., *ATel* #3007
- [8] Aharonian, F., et al. 2008, *A&A*, 481, L103
- [9] Aharonian, F., et al. 2007, *A&A*, 475, L9
- [10] Aharonian, F., et al. 2007, *A&A*, 473, L25
- [11] Hofmann, W. et al., *ATel* #2293
- [12] Zech, A. et al., *arXiv*, 1105.0840
- [13] Aharonian, F., et al. 2010, *A&A*, 521, A69
- [14] Becherini, Y. et al., *arXiv*, 1105.5243
- [15] Aharonian, F., et al. 2007, *A&A*, 470, 475
- [16] Aharonian, F., et al. 2005, *A&A*, 437, 95
- [17] Hofmann, W. et al., *ATel* #2743
- [18] Fortin, P., et al. 2010, 25th Texas Symposium on Relativistic Astrophysics
- [19] Danforth, C. W., et al. 2010, *ApJ*, 720, 976
- [20] Aharonian, F., et al. 2006, *A&A*, 448, L19
- [21] Aharonian, F., et al. 2008, *A&A*, 477, 481
- [22] H.E.S.S. Collaboration, Abramowski, A., et al. 2011, *A&A*, 529, A49
- [23] Aharonian, F., et al. 2005, *A&A*, 436, L17
- [24] HESS Collaboration, Acero, F., et al. 2010, *A&A*, 511, A52
- [25] Aharonian, F., et al. 2005, *A&A*, 430, 865
- [26] Aharonian, F., et al. 2005, *A&A*, 442, 895
- [27] Aharonian, F., et al. 2007, *ApJ*, 664, L71
- [28] Aharonian, F., et al. 2009, *ApJ*, 696, L150
- [29] Aharonian, F., et al. 2009, *A&A*, 502, 749
- [30] HESS Collaboration, Abramowski, A., et al. 2010, *A&A*, 520, A83
- [31] Aharonian, F., et al. 2006, *A&A*, 455, 461
- [32] HESS Collaboration, Abramowski, A., et al. 2010, *A&A*, 516, A56
- [33] Becherini, Y., et al. 2011, *Astroparticle Physics*, 34, 858
- [34] de Naurois, M., & Rolland, L. 2009, *Astroparticle Physics*, 32, 231
- [35] Ohm, S., et al. 2009, *Astroparticle Physics*, 31, 383
- [36] Hillas, A. M. 1985, *International Cosmic Ray Conference*, 3, 445
- [37] Giommi, P., et al. 2005, *A&A*, 434, 385
- [38] Sanchez, D., Fegan, S.J., *ATel* #3014
- [39] Abdo, A.A. et al., *arXiv*:1108.1435
- [40] Voges, W., et al. 1999, *A&A*, 349, 389
- [41] Bauer, F. E., et al. 2000, *ApJ*, 129, 547
- [42] Stocke, J. T., et al. 1991, *ApJ*, 76, 813
- [43] Ciliegi, P., et al. 1995, *ApJ*, 439(1):80-89
- [44] Ghisellini, G., et al. 1998, *MNRAS*, 301, 451