

DESY 11-155
MPP-2011-111

Probing Dark Matter Decay and Annihilation with Fermi LAT Observations of Nearby Galaxy Clusters

Xiaoyuan Huang^{a,b}, Gilles Vertongen^{c,d} and Christoph Weniger^{b*}

^a *National Astronomical Observatories, Chinese Academy of Sciences, Beijing, 100012, China*

^b *Max-Planck-Institut für Physik, Föhringer Ring 6, 80805 München, Germany*

^c *Deutsches Elektronen-Synchrotron (DESY), Notkestrasse 85, 22603 Hamburg, Germany*

^d *Institut d'Astrophysique de Paris, UMR-7095 du CNRS, 98 bis bd Arago, 75014 Paris, France*

Abstract

Galaxy clusters are promising targets for indirect dark matter searches. Gamma-ray signatures from the decay or annihilation of dark matter particles inside these clusters could be observable with the Fermi Large Area Telescope (LAT). Based on three years of Fermi LAT gamma-ray data, we analyze the flux coming from eight nearby clusters individually as well as in a combined likelihood analysis. Concentrating mostly on signals from dark matter decay, we take into account uncertainties of the cluster masses as determined by X-ray observations and model the cluster emission as extended sources. Searching for different hadronic and leptonic decay and annihilation spectra, we do not find significant emission from any of the considered clusters and present limits on the dark matter lifetime and annihilation cross-section. We compare our lifetime limits derived from cluster observations with the limits that can be obtained from the extragalactic gamma-ray background (EGBG), and find that in case of hadronic decay the cluster limits become competitive at dark matter masses below a few hundred GeV. In case of leptonic decay, however, galaxy cluster limits are stronger than the limits from the EGBG over the full considered mass range. Finally, we show that in presence of dark matter substructures down to 10^{-6} solar masses the limits on the dark matter annihilation cross-section could improve by a factor of a few hundred, possibly going down to the thermal cross-section of $3 \times 10^{-26} \text{ cm}^3 \text{ s}^{-1}$ for dark matter masses $\lesssim 150 \text{ GeV}$ and annihilation into $b\bar{b}$. As a direct application of our results, we derive limits on the lifetime of gravitino dark matter in scenarios with R -parity violation. Implications of these limits for the possible observation of long-lived superparticles at the LHC are discussed.

*Email addresses: huang@mppmu.mpg.de (X. Huang), gilles.vertongen@desy.de (G. Vertongen) and weniger@mppmu.mpg.de (C. Weniger)

1 Introduction

Galaxy clusters are the most massive gravitationally collapsed objects in the Universe. Historically, the kinematical study of the Coma cluster provided the first indication for the existence of dark matter [1]. Further gravitational evidence for dark matter was found at many places, *e.g.* in stellar rotation curves of spiral galaxies or as baryon acoustic oscillations imprinted in the cosmic microwave background (for reviews on particle dark matter see Refs. [2–4]). By now, the Λ CDM scenario is the standard framework for cosmology, leaving open the question of what the nature of the dark matter particles is. Theoretical models for dark matter predict a large variety of possible non-gravitational signatures that would help to reveal its properties. However, despite lots of efforts, none of these signals has been unambiguously detected so far.

If dark matter is made out of WIMPs (Weakly Interacting Massive Particles), their efficient self-annihilation in the early Universe would explain the observed dark matter density. Today, the same annihilation process could contribute to the measured cosmic-ray fluxes; a clear detection of the annihilation products would reveal information about the dark matter particle’s mass and interactions. Similar signatures could be produced if dark matter is unstable and decays, providing us with information on the lifetime of the dark matter particle. Indirect searches for dark matter are aiming at seeing such annihilation or decay signals above the astrophysical backgrounds. These searches typically concentrate on photons or neutrinos, which carry spatial and spectral information about their origin, and on different anti-matter species with their relatively low astrophysical backgrounds. Together with satellite galaxies of the Milky Way [5–11] and the Galactic center [12–19], nearby massive galaxy clusters are among the most promising targets for indirect dark matter searches by means of gamma rays [20–30].

A theoretically well motivated example for *decaying dark matter* is the gravitino $\psi_{3/2}$, which appears in locally supersymmetric extensions of the Standard Model. In scenarios where R -parity is mildly violated and the gravitino is the lightest superparticle (LSP), thermal leptogenesis, gravitino dark matter and primordial nucleosynthesis are naturally consistent [31]. Within this framework, the gravitino would decay with cosmological lifetimes [32], making its decay products potentially observable in the cosmic-ray fluxes [33–44]. For gravitino masses $\lesssim 100$ GeV, the most prominent feature in the decay spectrum is an intense gamma-ray line, produced by the two-body decay into neutrinos and photons, $\psi_{3/2} \rightarrow \gamma\nu$ [34]. Dedicated searches for such a feature in the current gamma-ray observations of the Fermi LAT [45] exist in the literature, see Refs. [46, 47], and their null results were used to put lower limits on the gravitino lifetime around 6×10^{28} s [47]. However, for larger gravitino masses $\gtrsim 100$ GeV, the branching ratio into gamma-ray lines is strongly suppressed, and instead decay modes like $\psi_{3/2} \rightarrow W^\pm \ell^\mp$ and $\psi_{3/2} \rightarrow Z^0 \nu$ produce a gamma-ray flux with a broad continuous energy spectrum. It is this flux that could potentially show up in observations of galaxy clusters, whereas the observation of the gamma-ray line in galaxy clusters would be difficult due to the limited statistics.

In general, dark matter lifetimes of the order of 10^{26} – 10^{29} s, which is in the ballpark of what is accessible experimentally, are obtained when the symmetry responsible for the dark matter stability is violated by dimension six operators generated close to the grand unification scale [48–50]. Indeed, models of this kind were proposed to explain the e^\pm “excesses” observed by the PAMELA [51], Fermi LAT [52, 53] and H.E.S.S. [54, 55] experiments. To avoid the stringent anti-proton limits [51, 56], the decay should be mostly leptophilic (see *e.g.* Refs. [57–63]), and one typical decay mode that could well reproduce the locally observed e^\pm fluxes is the decay into muons, $\psi \rightarrow \mu^+ \mu^-$, with a large dark matter mass around $m_\psi \simeq 3$ TeV and lifetimes around

2×10^{26} s [64, 65]. Inside galaxy clusters, due to inverse Compton scattering (ICS) on the cosmic microwave background (CMB), almost all of the kinetic energy of the produced high-energetic electrons and positrons is transferred into gamma rays, with energies up to $\mathcal{O}(100 \text{ GeV})$. This makes possible the investigation of the decaying and annihilating dark matter interpretations of the e^\pm excesses by galaxy cluster observations.

A dedicated search for dark matter annihilation signals from galaxy clusters, using 11 months of Fermi LAT data, was carried out in Ref. [26]. The null result of this search was used to derive limits on the dark matter annihilation rate into $b\bar{b}$ and $\mu^-\mu^+$. In Ref. [27] these results were translated into limits on the dark matter decay rate, and it was demonstrated that galaxy cluster observations give strong constraints on the dark matter lifetime, superior to the limits that could be obtained from satellite galaxy observations, and of the order of the limits that can be derived from the extragalactic gamma-ray background. This makes galaxy clusters promising targets when searching for signals from dark matter decay. Concerning WIMP dark matter, taking into account the expected boost of the annihilation signal due to dark matter substructures in the cluster halo, limits can potentially go down to the cross-section expected from thermal freeze-out [29, 30]. Further studies of the galaxy cluster emission as seen by the Fermi LAT, H.E.S.S. and MAGIC were presented in Ref. [23, 24, 28], some applications to annihilating and decaying dark matter models were discussed in Refs. [66–68].

Besides the large amount of dark matter, it is known from radio observations that galaxy clusters are also a host for energetic cosmic rays, which can be accelerated during the process of cluster formation by mergers or accretion shocks. Proton-proton collision as well as the ICS of an energetic electron population can produce a possibly observable gamma-ray flux (see *e.g.* Refs. [26, 30]). Such a flux should however be finally distinguishable from a dark matter signal through the analysis of the energy spectra if the statistics is high enough [21].

In this paper, we analyze the gamma-ray flux from eight galaxy clusters as measured by the Fermi LAT since Aug 2008, and we present constraints on the dark matter lifetime and annihilation cross-section. We analyze the different target clusters individually as well as in a combined likelihood approach, and search for significant gamma-ray emission as an indication for decaying or annihilating dark matter. In Ref. [26, 27] the dark matter signal was approximated to be point-source like. Importantly, this approximation becomes problematic in the case of dark matter decay or substructure-boosted annihilation, since the extend of the expected signal starts to exceed the angular resolution of the Fermi LAT. To account for this, we model the dark matter emission as an extended source. In absence of a clear signal, we derive limits on the dark matter lifetime and annihilation cross-section as function of the dark matter mass, for different hadronic and leptonic final states. Cluster masses and the expected decay or annihilation signals are derived from the extended HIFLUGCS catalog [69, 70] which is based on ROSAT PSPC X-ray observations [71], and the corresponding uncertainties are consistently taken into account. We compare the obtained lifetime limits with the limits that can be derived from the extragalactic gamma-ray background, and we discuss the implications of our limits on the decaying or annihilating dark matter interpretation of the e^\pm excesses. Furthermore, we will illustrate how the limits improve when a boost of the annihilating signal due to substructures is included. Finally, we apply our findings to the scenario of decaying gravitino dark matter, and derive new constraints on the gravitino lifetime for masses above about 100 GeV. We comment on implications for the possible observation of long-lived superparticles at the LHC.

Cluster	R.A.	Dec.	z	$J_{\Delta\Omega}^{\text{dec.}}$ [10^{18}GeVcm^{-2}]	$J_{\Delta\Omega}^{\text{ann.}}$ [$10^{17}\text{GeV}^2\text{cm}^{-5}$]	θ_s [$^\circ$]
Fornax	54.67	-35.31	0.0046	$20.3^{+4.6}_{-6.8}$	$8.8^{+2.0}_{-2.8}$	$0.44^{+0.07}_{-0.11}$
Coma	194.95	27.94	0.0232	$10.7^{+1.8}_{-2.7}$	$1.3^{+0.20}_{-0.31}$	$0.23^{+0.02}_{-0.04}$
A1367	176.19	19.70	0.0216	$10.6^{+1.3}_{-2.9}$	$1.4^{+0.15}_{-0.34}$	$0.23^{+0.02}_{-0.04}$
A1060	159.18	-27.52	0.0114	$10.2^{+2.0}_{-3.5}$	$2.2^{+0.38}_{-0.69}$	$0.24^{+0.03}_{-0.06}$
AWM7	43.62	41.58	0.0172	$9.9^{+1.9}_{-3.9}$	$1.6^{+0.27}_{-0.56}$	$0.22^{+0.03}_{-0.06}$
S636	157.52	-35.31	0.0116	$6.8^{+1.5}_{-1.7}$	$1.5^{+0.29}_{-0.34}$	$0.18^{+0.03}_{-0.03}$
NGC4636	190.71	2.69	0.0037	$6.1^{+0.80}_{-1.7}$	$3.5^{+0.39}_{-0.85}$	$0.19^{+0.02}_{-0.04}$
NGC5813	225.30	1.70	0.0064	$6.0^{+4.6}_{-4.2}$	$2.2^{+1.4}_{-1.4}$	$0.18^{+0.08}_{-0.10}$

Table 1: Galaxy clusters considered in this work, with their coordinates (equatorial J2000.0) and redshift z from Ref. [69]. We show the integrated surface densities $J_{\Delta\Omega}^{\text{dec.}} \equiv \int_{\Delta\Omega} J^{\text{dec.}}(\Omega)$ and $J_{\Delta\Omega}^{\text{ann.}} \equiv \int_{\Delta\Omega} J^{\text{ann.}}(\Omega)$ of the dark matter signal, obtained inside a region of 1° radius around the cluster center, as well as the projected angle θ_s of the scale radius r_s of the adopted NFW profile. Central values and errors for these parameters are derived from the cluster masses in Ref. [70].

The rest of the paper is organized as follows: In section 2 we present our galaxy cluster analysis of the Fermi LAT data. We discuss the expected dark matter signals, our treatment of the LAT data and the details of our statistical analysis. In section 3, we shortly review how limits on the dark matter lifetime from the extragalactic gamma-ray background are obtained. Our results and their discussion are presented in section 4. Finally, section 5 is devoted to gravitino dark matter, where we present limits on the gravitino lifetime for gravitino masses above 100 GeV, as well as the implied limits on the decay lengths of next-to-lightest superparticles (NLSP) at particle colliders. We conclude in section 6.

Throughout this work we assume a Λ CDM cosmology with the parameters $\Omega_\Lambda = 0.728$ and $h \equiv H_0/100 \text{ km s}^{-1} \text{ Mpc}^{-1} = 0.704$ [72].

2 Galaxy Cluster Analysis

The eight galaxy clusters that we consider in this work are summarized in Tab. 1. They are selected from the extended HIFLUGCS X-ray catalog [69, 70] in order to yield large signals from dark matter decay, but are also among the best clusters when searching for signals from dark matter annihilation. Galaxy clusters with potentially large signals that we disregard are: Ophiuchus, A3627 and 3C129 because they lie too close to the Galactic plane, Centaurus, M49 and A2877 because of issues with our adopted model for Galactic diffuse emission,¹ and Virgo (M87) and Perseus because of the presence of bright gamma-ray sources at their center [73, 74].

¹The positions of the Centaurus and M49 clusters unfortunately coincide with sharp edges in our Galactic diffuse emission model, `gal_2yearp7v6_v0`; the region near A2877 contains a large number of faint sources that are not part of the 2FGL. In all three cases the background fits are unreliable, and we neglect these targets from our analysis. Including them would improve our overall limits.

2.1 Dark Matter Signal

The gamma-ray flux from dark matter annihilation or decay that is expected to be seen in galaxy cluster observations factorizes into an astrophysical part, which contains information about the dark matter distribution ρ_{dm} , and a particle-physics part, which is universal for all observed targets. Assuming a spherical dark matter halo, the astrophysical factor, $J^{\text{dec./ann.}}(\theta)$, just depends on the cluster-centric angle θ and is given by a line-of-sight integral. In the case of dark matter decay, the signal flux reads

$$\frac{dJ_{\text{sig}}}{dE d\Omega}(\theta) = \frac{1}{4\pi m_\psi \tau_\psi} \frac{dN_\gamma}{dE} \underbrace{\int_{\text{l.o.s.}} ds \rho_{\text{dm}}(s, \Omega)}_{\equiv J^{\text{dec.}}(\theta)}, \quad (1)$$

while in the annihilation case, it is given by

$$\frac{dJ_{\text{sig}}}{dE d\Omega}(\theta) = \frac{\langle\sigma v\rangle}{8\pi m_\psi^2} \frac{dN_\gamma}{dE} \underbrace{\int_{\text{l.o.s.}} ds \rho_{\text{dm}}^2(s, \Omega)}_{\equiv J^{\text{ann.}}(\theta)}. \quad (2)$$

Here, m_ψ denotes the dark matter mass, while τ_ψ and $\langle\sigma v\rangle$ are the dark matter lifetime and total annihilation cross section, respectively. The energy spectrum of gamma rays produced in the decay/annihilation is given by dN_γ/dE . Note that the energy spectrum $dN_\gamma/dE = dN_\gamma^{\text{prim}}/dE + dN_\gamma^{\text{IC}}/dE$ includes prompt gamma rays that are directly produced in the decay or annihilation process (final-state radiation, $\pi^0 \rightarrow \gamma\gamma$ etc.) as well as the gamma rays that originate from ICS losses of e^\pm from dark matter on the intra-cluster radiation field. We calculated the energy spectra of gamma rays and electrons with the event generator Pythia 6.4.19 [75], and cross-checked our results with the analytic expressions presented in Ref. [76].

Inverse Compton scattering. Electrons and positrons produced in the decay or annihilation of dark matter particles inside galaxy clusters suffer inverse Compton and synchrotron losses when interacting with the intra-cluster radiation field. The dominant component of this radiation field is in most cases the CMB; other contributions, which can become relevant close to the cluster center, are the starlight, dust radiation and the intra-cluster magnetic field (see discussion in Ref. [30]). In case of dark matter decay or substructure-boosted annihilation, the possible impact of these additional components on our results is small, as we will exemplify below for the Coma cluster; if not stated otherwise, we consider the CMB only throughout this work.

The average energy spectrum of gamma-rays with energy E_γ that are generated by the inverse Compton scattering of one electron with an initial energy of E_0 is given by

$$\frac{dN_\gamma^{\text{IC}}}{dE_\gamma} = \int_0^\infty d\epsilon \int_{m_e}^{E_0} dE_e \frac{d\sigma^{\text{IC}}(E_e, \epsilon)}{dE_\gamma} \frac{f_{\text{CMB}}(\epsilon)}{b_{\text{loss}}(E_e)}. \quad (3)$$

Here, $f_{\text{CMB}}(\epsilon)$ is the CMB energy spectrum with temperature $T_{\text{CMB}} = 2.725$ K, and $d\sigma^{\text{IC}}/dE_\gamma$ denotes the differential cross section of inverse Compton scattering of an electron with energy E_e when a CMB photon with energy ϵ is up-scattered to energies between E_γ and $E_\gamma + dE_\gamma$. Due to the very low energy of the CMB photons, the center-of-mass energy of the processes we are

interested in is always smaller than the electron mass, which allows us to use the non-relativistic limit of the Klein-Nishina equation in our calculations² (see *e.g.* Ref. [77]):

$$\frac{d\sigma^{\text{IC}}(E_e, \epsilon)}{dE_\gamma} = \frac{3}{4} \frac{\sigma_{\text{T}}}{\gamma_e^2 \epsilon} [2q \ln q + 1 + q - 2q^2] , \quad (4)$$

where $\sigma_{\text{T}} = 0.67$ barn is the Compton scattering cross section in the Thomson limit, $\gamma_e \equiv E_e/m_e$ is the Lorentz factor of the electron, $m_e = 511$ keV is the electron mass, and $q \equiv E_\gamma/E_\gamma^{\text{max}}$ with $E_\gamma^{\text{max}} \equiv 4\gamma_e^2\epsilon$. Eq. (4) holds in the range $\epsilon \leq E_\gamma \leq E_\gamma^{\text{max}}$, in the limit where down-scattering is neglected.

In the above equation, $b_{\text{loss}}(E_e)$ is the energy loss rate of an electron with energy E_e . Typically, the main contribution comes from ICS on the CMB, but we can also include synchrotron losses on the intra-cluster magnetic field; $b_{\text{loss}} = b_{\text{ICS}} + b_{\text{syn}}$. In the non-relativistic limit, the ICS and synchrotron losses read

$$b_{\text{ICS}}(E_e) = \frac{4}{3} \sigma_{\text{T}} \gamma_e^2 \underbrace{\int_0^\infty d\epsilon \epsilon f_{\text{CMB}}(\epsilon)}_{\equiv \rho_{\text{CMB}}} \quad \text{and} \quad b_{\text{syn}}(E_e) = \frac{4}{3} \sigma_{\text{T}} \gamma_e^2 \frac{B^2}{2} , \quad (5)$$

respectively. In order for the magnetic field B to dominate the CMB energy density ρ_{CMB} (namely, $B^2/2 > \rho_{\text{CMB}}$) in galaxy clusters it has to exceed the critical value $B_{\text{CMB}} = 3.2\mu\text{G}$ (assuming redshifts $z \ll 1$). The energy spectrum of the dark matter induced ICS radiation would then scale like $\propto (1 + (B/3.2\mu\text{B})^2)^{-1}$.

The energy loss time $\tau_{\text{loss}} = E_e/\dot{E}_e$ of electrons with 100 GeV–10 TeV energies, as relevant for our work, lies in the range of 10^{-4} – 10^{-2} Gy. This is much shorter than the cosmic-ray relaxation times in galaxy clusters which typically are of order 1–10 Gy [30, 78]. The propagation scale corresponding to $\gtrsim 100$ GeV electrons is expected to be $\lesssim 1$ kpc [79, 80], which for Mpc distances is well below the angular resolution of the LAT [81]. We hence neglect effects of cosmic-ray transport and consider that e^\pm are losing all their energy instantaneously where they are produced. In this limit, the angular profile of the ICS signal is identical to the angular profile of the prompt radiation. This is opposite to the case of dwarf galaxies, where due to their proximity propagation effects have to be taken into account in general, see *e.g.* Ref. [8].

After some algebra, one can finally show that the energy spectrum of ICS radiation emitted from a single electron with an initial energy E_e is given by the expression ($B \rightarrow 0$)

$$\frac{dN_\gamma^{\text{IC}}}{dE_\gamma} = \frac{9m_e}{32\gamma_e^3} \int_{\frac{1}{4\gamma_e^2}}^1 dq \frac{1}{q^{5/2}} \left\{ \frac{92}{525} - \frac{2}{3}q^{3/2} - \frac{2}{25}q^{5/2} + \frac{4}{7}q^{7/2} - \frac{4}{5}q^{5/2} \log q \right\} \frac{f_{\text{CMB}}\left(\frac{E_\gamma}{4\gamma_e^2 q}\right)}{\rho_{\text{CMB}}} . \quad (6)$$

A subsequent convolution with the energy spectrum dN_e/dE_e of electrons and positrons yields then the ICS contribution to the gamma-ray spectrum, dN_γ^{IC}/dE , in Eqs. (1) and (2).

2.2 Dark Matter Distribution

As discussed above, the expected dark matter signals depend crucially on the dark matter profiles $\rho(r)_{\text{dm}}$ of the target galaxy clusters. We assume throughout this work that the smooth component

²This approximation breaks down for electron energies above $m_e^2/T_{\text{CMB}} \sim 10^3$ TeV.

of the dark matter halo follows a Navarro-Frenk-White (NFW) profile [46, 82],

$$\rho_{\text{dm}}(r) = \frac{\rho_s}{r/r_s(1+r/r_s)^2}, \quad (7)$$

where the scale radius r_s and the density normalization ρ_s have to be determined from observations.³ The cluster mass M_Δ inside a cluster-centric radius r_Δ is defined such that the average density inside r_Δ equals Δ times the critical density of the Universe, ρ_c (typically $\Delta \approx 100$ –500). To determine the parameters of the NFW profile from M_Δ and r_Δ , we adopt the observationally obtained concentration-mass relation from Ref. [85],

$$c_{\text{vir}}(M_{\text{vir}}) = 9 \left(\frac{M_{\text{vir}}}{10^{14} h^{-1} M_\odot} \right)^{-0.172}, \quad (8)$$

where the concentration parameter $c \equiv r_{\text{vir}}/r_s$ relates the virial radius r_{vir} as defined by $\Delta = \Delta_{\text{vir}} \simeq 98$ (see appendix of Ref. [86] and references therein) to the scaling radius r_s , and $M_\odot = 2.0 \times 10^{30}$ kg denotes the solar mass.⁴ The virial radius r_{vir} is then related to r_Δ via [86]

$$f(r_s/r_\Delta) = \frac{\Delta}{\Delta_{\text{vir}}} f(r_s/r_{\text{vir}}), \quad (9)$$

where

$$f(x) = x^3 [\ln(1+x^{-1}) - (1+x)^{-1}], \quad (10)$$

and

$$\frac{M_\Delta}{M_{\text{vir}}} = \frac{\Delta}{\Delta_{\text{vir}}} \left(\frac{r_\Delta}{r_{\text{vir}}} \right)^3. \quad (11)$$

With Eqs. (8), (9) and (11), one can find r_s and ρ_s as a function of M_Δ and r_Δ .

Using the cluster masses as derived from ROSAT PSPC X-ray observations in the extended HIFLUGCS catalog [70], we calculate the signal surface densities $J^{\text{ann.}}$ and $J^{\text{dec.}}$ as described above.⁵ Our results, as function of the cluster-centric angle θ , are plotted in Fig. 1. These profiles are used to model the extended dark matter signal in our analysis. For convenience and comparison with previous work, we show results for $J^{\text{ann.}}$ and $J^{\text{dec.}}$ integrated over a cluster-centric region of 1° radius in Tab. 1. There, we also indicate the projected scaling angle $\theta_s = r_s/D$, where the distance to the cluster is given by $D \simeq zc/H_0$. The signal uncertainties shown in Tab. 1 are directly derived from the mass uncertainties in Ref. [70] and as large as a factor of two in some cases. Within the error bars our results agree largely with what was found in Refs. [26, 27] based on the initial HIFLUGCS catalog [69]. Besides the uncertainties from the fits to the X-ray profiles that were already discussed in Ref. [69], the mass ranges quoted in Ref. [70] take additionally into account uncertainties in the X-ray temperature profile, which leads to somewhat larger error-bars compared to Ref. [69].

³We find that using an Einasto profile [83, 84] with similar M_{200} and r_{200} (with $\alpha = 0.17$, $r_{-2} = r_s$ and $\rho_{-2} \simeq \rho_s/4.2$ [30]) leaves the results for decaying dark matter essentially unchanged, whereas the fluxes from dark matter annihilation as summarized in Tab. 1 are increased by about $\sim 30\%$.

⁴Varying the prefactor in c_{vir} in the range 9 ± 2 leaves the fluxes from decaying dark matter essentially unchanged, whereas the annihilation fluxes increase or decrease by about 30–40%. Note that CDM simulations favor a somewhat smaller concentration of about ~ 6 at $M_{\text{vir}} = 10^{14} h^{-1} M_\odot$ [87, 88].

⁵The values of M_{500} and r_{500} are rescaled to our adopted Hubble constant, and M_{500} is reduced by the gas fraction f_{gas} indicated in Ref. [70]. We checked that using $M_{200} \simeq \sqrt{5/2} M_{500}$ and $r_{200} \simeq \sqrt{5/2} r_{500}$ as a starting point would increase the predicted fluxes by 10–20%.

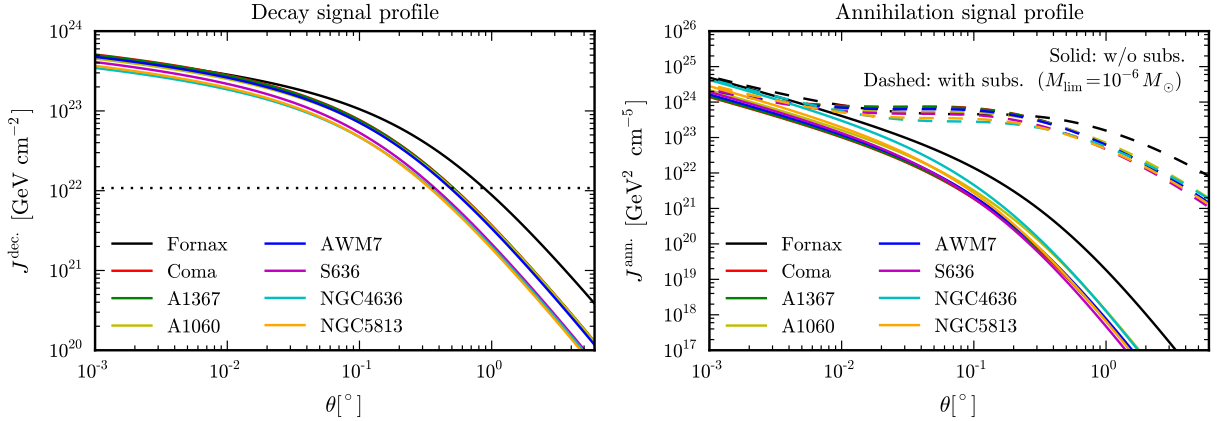


Figure 1: Left panel: profile of the dark matter decay signal as function of the cluster-centric angle θ (PSF effects not included). The dotted line shows the isotropic Galactic contribution to the dark matter signal. Right panel: the same for the dark matter annihilation signal. Solid lines show the signal coming from the smooth halo component alone, dashed lines include effects from dark matter substructures, which boosts the signal at angles around 1° (as discussed in Section 2.3). For comparison: the angular resolution of the LAT (P7SOURCE_V6) in terms of the 68% containment angle is 6° at 100 MeV, 0.9° at 1 GeV and 0.2° at 100 GeV [81].

2.3 Signal Boost from Dark Matter Substructures

A prediction of the cold dark matter paradigm is the hierarchical structuring of dark matter halos. Dark matter substructures inside of galaxy cluster halos are observationally known to exist down to the scale of dwarf galaxies, $10^7 M_\odot$; for thermally produced WIMPs they are predicted to continue down to free streaming masses of about $10^{-6} M_\odot$ and below [89, 90] (for a discussion of possible ranges depending on the dark matter model see Ref. [91]). Since the dark matter annihilation signal depends on the dark matter density squared, the existence of substructures can boost the annihilation signal considerably with respect to the signal from the smooth halo; the details depend on the mass function of substructures, the concentration mass relation and the radial distribution (see *e.g.* Ref. [30] for a recent discussion). Dynamical friction and tidal stripping near the cluster center lead to a local depletion of substructures that results in a relative enhancement of the boosted signal in the outskirts of the main halo. In general, the boosted signal is expected to be considerably more extended than the signal coming from the smooth main halo alone. Deriving the magnitude of the signal boost relies on extrapolations of numerical simulations for dissipationless DM [92–94] over many orders of magnitude in the substructure mass. In the literature, predictions for the substructure boost have not yet converged; in case of galaxy clusters, signal boosts in the range of ~ 10 – 50 [26, 29] up to ~ 1000 [25, 30] were recently discussed. As mentioned above, the actual values strongly depend on the adopted subhalo mass fraction (which is partially correlated with the value of σ_8 used in the underlying simulations), the subhalo mass distribution functions and the adopted halo concentration. Furthermore, for individual clusters, precise predictions appear to be difficult since the halo-to-halo scattering of the substructure fraction, which roughly correlates with the concentration of the particular halo, can be quite large and $\mathcal{O}(1)$ [95].

In the present paper, we adopt an optimistic scenario and estimate the boosted dark matter

signal following Ref. [30]: Based on the high-resolution dissipationless dark matter simulations of the Aquarius project [92] (which features a relatively large subhalo fraction), the boost of the dark matter annihilation signal was determined in Ref. [93] for a Milky Way sized halo. Extrapolating the mass of the smallest subhalos down to $M_{\text{lim}} = 10^{-6} M_{\odot}$, an increase in the overall luminosity $L = \int dV \rho_{\text{dm}}^2$ of about 230 was found, being mostly due to a signal enhancement at large galactocentric distances. The luminosity due to substructures inside a radius r is well fitted by [30]

$$\begin{aligned} L_{\text{sub}}(< r) &= a_0 C(M_{200}) L_{200\text{sm}}(M_{200}) x^{f(x)}, \\ f(x) &= a_1 x^{\alpha_2}, \\ C(M_{200}) &= 0.023 \left(\frac{M_{200}}{M_{\text{lim}}} \right)^{\alpha_C}, \end{aligned} \tag{12}$$

where $x \equiv r/r_{200}$, $\alpha_0 = 0.76$, $\alpha_1 = 0.95$, $\alpha_2 = -0.27$ and $\alpha_C = 0.226$. Here, $L_{200\text{sm}}$ denotes the luminosity of the smooth halo component inside r_{200} alone. The only free parameter is the cutoff scale for the dark matter subhalo mass, which we fix to $M_{\text{lim}} = 10^{-6} M_{\odot}$. The parameters M_{200} and r_{200} are directly determined from the adopted NFW profile for each cluster. The overall boosted dark matter signal can then be calculated from Eq. (12).

Our results for the signal profile from dark matter annihilation in presence of substructures are shown in the right panel of Fig. 1 by dashed lines, the signal from the smooth halo alone is shown by solid lines. In presence of substructures, the annihilation signal extends to radii of around 1° , below 0.01° it is still dominated by the smooth dark matter halo. The boost factors that we obtain for the different considered galaxy clusters inside an opening angle of $\theta_{200} = r_{200}/D$ are in the range 500–1200, in agreement with Ref. [30]. Similar large values were recently also found in Ref. [96] (however, see discussion above). For different values of the cutoff M_{lim} the boosted signal scales like $\propto M_{\text{lim}}^{-0.226}$, whereas its angular profile remains unchanged.

2.4 Data Analysis

The gamma-ray events entering our analysis are selected from the `P7SOURCE_V6` event class of the Fermi LAT data measured between 4 Aug 2008 and 21 Jul 2011.⁶ From all events recorded by the Fermi LAT, we select those with energies between 400 MeV and 100 GeV and apply the zenith angle criterion $\theta < 100^\circ$ in order to avoid contamination by the Earth’s Albedo.⁷ For each galaxy cluster, we consider photons events in a $10^\circ \times 10^\circ$ squared region centered on the cluster position. These events are binned into a cube of $0.1^\circ \times 0.1^\circ$ pixels with 24 logarithmic energy bins. The lower end of the considered energy range is somewhat larger than what was used in previous works, *e.g.* Refs. [8, 26]: Below energies of 400 MeV, the point spread function (PSF) of the LAT becomes of the size of our considered target regions [81], whereas in the considered dark matter scenarios no relevant gamma-ray fluxes below ~ 400 MeV are expected; this motivates our choice.

For the diffuse background fluxes we take the isotropic emission and the galactic foreground model templates currently advocated by the Fermi LAT collaboration for point source analysis

⁶The event data as well as the corresponding information about the instrument response functions `P7V6` can be obtained from <http://fermi.gsfc.nasa.gov/ssc/data/>. We checked that using the event class `P7CLEAN_6` instead leads to results that are similar to what is presented in this paper.

⁷These selections are made using the Fermi Science Tools `v9r23p1`. For the cuts in `gtmktime` we took `DATA_QUAL==1` as well as the RIO-based zenith angle cut.

(`iso_p7v6source` and `gal_2yearp7v6_v0`). The galactic foreground model contains several dedicated spatial templates to model diffuse emission that is not accounted for by the GALPROP code (*e.g.* for Loop I and the Galactic Lobes [97]).⁸ These spatial templates exhibit sharp edges, and we exclude clusters that coincide with these edges (Centaurus and M49) from our analysis in order to avoid a bias of our results. On top of the diffuse templates, we add the point sources from the second Fermi LAT catalog 2FGL [98]. We include all point sources within a radius of 12° around the cluster centers. Some of the sources lie outside of our target regions but might still contribute due to the large point-spread function (PSF) of the Fermi LAT at low energies. We furthermore (and conservatively for the purpose of deriving limits) assume that gamma-ray emission due to *e.g.* shock accelerated cosmic rays inside the cluster is absent and attribute possible observed fluxes entirely to dark matter.

We use the profile likelihood method to fit the data and derive limits [99, 100]. The corresponding likelihood function \mathcal{L} is—for an individual clusters j —given by $\mathcal{L}_j(\mathbf{c}^j|\boldsymbol{\mu}^j) = \prod_i P(c_i^j|\mu_i^j)$, where $P(c|\mu)$ denotes the Poisson probability to observe c events when μ are expected. The number of expected counts $\mu_i^j = \mu_i^j(\boldsymbol{\alpha})$ that is predicted for an energy/spatial bin i is a function of the model parameters $\boldsymbol{\alpha}$. These numbers are in principle obtained by a convolution of the above model fluxes with the instrument response function of the Fermi LAT. In this work, the convolution with the PSF is done using `gtsrcmaps` from the Fermi Science Tools. Like in most of the existing analyses of Fermi LAT data (for exceptions see Refs. [6, 46, 47]) we will neglect the small but finite energy dispersion of the LAT, which would not significantly affect the broad energy spectra that we are considering. Finally, the best-fit model parameters for cluster j are obtained by maximizing $\mathcal{L}_j(\mathbf{c}^j|\boldsymbol{\mu}^j(\boldsymbol{\alpha}))$ with respect to the model parameters $\boldsymbol{\alpha}$.

As a first step, we fit the data extracted from our eight target regions with the background model only. The free parameters in the fit are the normalizations of the two diffuse background templates, as well as the normalization and spectral index of all point sources inside a 5° radius around the cluster position or with TS -values larger than 9. In Fig. 2 we show for two exemplary clusters the residual maps that we obtain after subtracting our best-fit background models from the data, integrated over all energies; the corresponding energy spectra of the individual background components are shown in Fig. 3. For other clusters, we obtain similar results. The figures indicate that the adopted background models are sufficient to model the observations.

We then include the potential dark matter signals in the fits. The individual cluster signals are modeled as extended sources; their surface densities follow from Eqs. (1) and (2) and are plotted in Fig. 1. We neglect the smooth Galactic and extragalactic components (*cp.* Fig. 1, dotted line) of the dark matter signal and assume that they are already accounted for by our two diffuse templates.⁹ Uncertainties of the cluster masses as given in Ref. [70] translate into uncertainties on the integrated signal from each cluster, and into uncertainties on its angular shape as parametrized by θ_s ; the resulting errors are indicated in Tab. 1. We find that variations in θ_s have much less impact on our limits than variations of the integrated signal (less than 10% for the ranges given in Tab. 1); for simplicity we will keep θ_s at its central value when performing fits to the data.

We include uncertainties of the cluster mass as a systematic error into the profile likelihood

⁸See http://fermi.gsfc.nasa.gov/ssc/data/access/lat/Model_details/Pass7_galactic.html

⁹This is a realistic assumption, since these contributions to the dark matter signal could be easily mistaken as part of the extragalactic gamma-ray background as determined by the Fermi LAT collaboration [101]. Since we already include a template for this extragalactic flux, a further inclusion would lead to double counting.

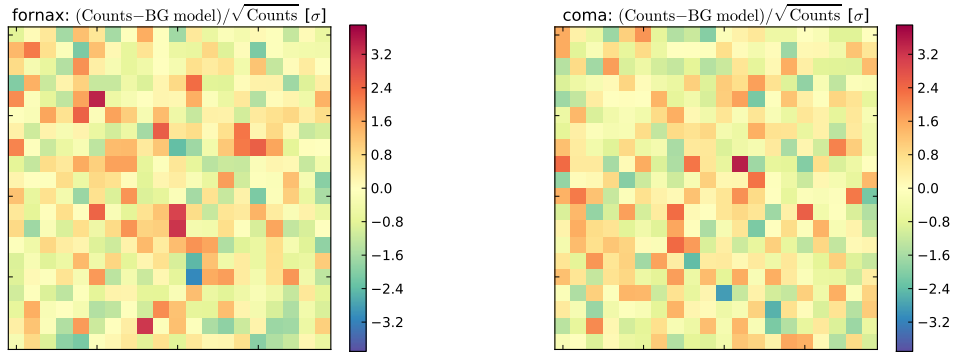


Figure 2: Residual maps after subtraction of our best-fit background models, in units of 1σ standard deviations, for the case of the Fornax and Coma cluster. The maps span a $10^\circ \times 10^\circ$ region and are centered on the cluster position, pixels are resampled to $0.5^\circ \times 0.5^\circ$, counts are summed over the full energy range 400 MeV–100 GeV. The count number per resampled pixel ranges between 11 and 273 with an average of 28.0.

method by substituting the likelihood function of an individual cluster \mathcal{L}_j (with a dark matter signal modeled according to the central values of Tab. 1) with a likelihood function that takes into account the corresponding uncertainties of the integrated dark matter signal [11]

$$\mathcal{L}_j(\alpha_{\text{DM}}) \rightarrow \bar{\mathcal{L}}_j(\alpha_{\text{DM}}) \equiv \max_{J_{\Delta\Omega}^j} \mathcal{L}_j \left(\alpha_{\text{DM}} \frac{J_{\Delta\Omega}^j}{\bar{J}_{\Delta\Omega}^j} \right) \mathcal{L}_j^{\Delta M}(J_{\Delta\Omega}^j). \quad (13)$$

Here, α_{DM} denotes the normalization of the dark matter signal (being related to the dark matter lifetime or annihilation cross-section), $J_{\Delta\Omega}^j$ is the integrated surface density, $\bar{J}_{\Delta\Omega}^j$ its central value as given in Tab. 1, and $\mathcal{L}_j^{\Delta M}$ is the likelihood function of $J_{\Delta\Omega}^j$ for cluster j . In this work, we approximate $\mathcal{L}_j^{\Delta M}$ by a log-normal distribution that is defined according to the error bars in Tab. 1 in order to model the uncertainties of $J_{\Delta\Omega}^j$. To this end, we fix $\mathcal{L}_j^{\Delta M}$ such that its cumulative distribution function equals 0.16 and 0.84 at the lower and upper errors given in Tab. 1, respectively.¹⁰

In our signal+background fit, we fix most of the 2FGL sources to their values from the above background-only fit; exceptions are the sources 2FGL J1037.5-2820, 2FGL J0334.3-3728 and 2FGL J1505.1+0324, which lie close to the A1060, Fornax and NGC5813 cluster positions, respectively. This leaves us for most of the clusters with three free parameters: the signal normalization α_{DM} and the two normalizations of the diffuse backgrounds. We checked that leaving more 2FGL source parameters free in the fits does not change our results significantly, but increases the computational time considerably. We scan the likelihood function $\mathcal{L}_j^{\Delta M}$ as function of α_{DM} while refitting the remaining free parameters. Upper limits at the 95% C.L. (99.7% C.L.) on the dark matter signal can be derived by increasing the signal until $-2 \log \mathcal{L}_j^{\Delta M}$ increases by 2.71 (7.55) from its best-fit value. The significance of a signal can be obtained by comparing the likelihood values that are obtained with and without a dark matter signal.

¹⁰Redoing the error analysis that was performed in Ref. [70], we found that a log-normal function describes well the posterior probability distribution function (pdf) of the cluster masses (as long as the polytropic index is $\gamma \approx 1$). Since $J_{\Delta\Omega}^j \propto (M_{500})^\alpha$ with $\alpha \approx 1$, the same holds for the posterior pdf of $J_{\Delta\Omega}^j$. Assuming a flat prior for the cluster masses, this motivates us to adopt a log-normal function also for the likelihood function of $J_{\Delta\Omega}^j$.

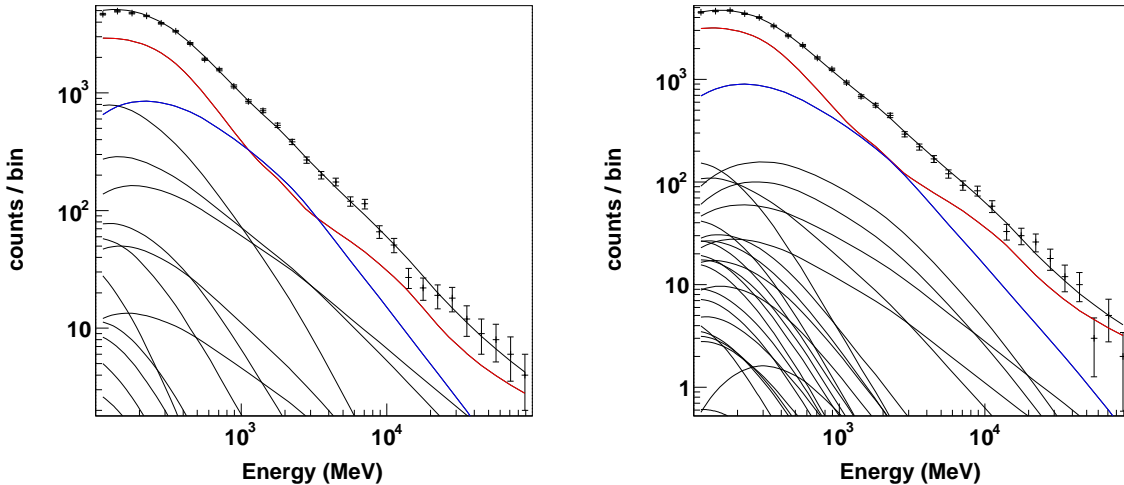


Figure 3: Energy spectra of different background components compared with data in the energy range 100 MeV–100 GeV, for Fornax (left panel) and Coma cluster (right panel). Blue and red lines correspond to our two diffuse templates *gal_2yearp7v6_v02* and *iso_p7v6source*, respectively, the lower black lines show the contribution from different point sources of the 2FGL. When performing the fits, we only use data down to 400 MeV, but the background models continuously connect also to data at lower energies, as shown in the plot.

Finally, to combine the statistical power of the different target regions and to reduce the impact of the cluster mass uncertainties, we performed a *combined likelihood analysis* of all eight clusters simultaneously. In this case, the combined likelihood function $\mathcal{L}_{\text{comb}}$ is defined as the product of the individual likelihood functions, $\mathcal{L}_{\text{comb}} = \prod_j \bar{\mathcal{L}}_j$, where j runs over the different galaxy clusters. The only parameter that is bound to be identical for all targets is the dark matter lifetime or annihilation cross-section.¹¹

Note that we use our own software to profile over the combined likelihood function in presence of cluster mass uncertainties. These scanning routines were implemented on top of the Fermi Science Tools (and are independent of the routines used in the combined dwarf analysis of Ref. [11]).

3 Limits from the EGBG

In case of dark matter decay, an important contribution to the gamma-ray signal always comes from our own Galaxy. Assuming an NFW profile ($r_s = 20$ kpc and $\rho_\odot = 0.4$ GeV/cm³), we obtain $J_{|b|>10^\circ}^{\text{dec.}} = 2.1 \cdot 10^{22}$ GeV cm⁻² sr⁻¹ when averaging over the whole sky excluding the Galactic disk, and $J_{\ell=180^\circ}^{\text{dec.}} = 1.1 \cdot 10^{22}$ GeV cm⁻² sr⁻¹ at the Galactic anti-center (the maximal

¹¹Note that the angular distance between the targets A1060 and S636 is only 8° and hence their target regions, but not the signal regions, overlap to a certain degree. We checked that when profiling over the signal normalization up to the 2σ limits (in order to obtain $\bar{\mathcal{L}}_j$) the background normalizations are only affected at the < 1% level, hence the limits on A1060 and S636 remain practically statistically decoupled and the combined likelihood analysis is applicable.

isotropic component of the Galactic flux). In Fig. 1 we compare the angular profiles of the cluster decay signal with the contribution from our Galaxy in anti-center direction. As evident from this plot, the Galactic component dominates the signal already at a distance above $\sim 0.5^\circ$ from the cluster center.

For comparison with our galaxy cluster limits, we will derive additional limits on decaying dark matter by requiring that the isotropic component of the Galactic signal plus the spatially averaged extragalactic signal does not overshoot the extragalactic gamma-ray background (EGBG) as derived by the Fermi LAT collaboration [101] (see *e.g.* Refs. [33, 102–106]). In the calculation of the prompt signal component, we fully take into account the Galactic (in anti-center direction) and the red-shifted extragalactic signal flux, and we employ for completeness the inter-galactic background light model of Ref. [107] for modeling absorption effects. However, our limits do not depend much on the adopted background light model,¹² since they are dominated by the Galactic signal in most cases (for details of the calculation see Ref. [109]). When calculating the ICS component, however, we conservatively only include the extragalactic part, coming from electrons/positrons from dark matter decay that scatters on the CMB. The calculation of the ICS emission inside our Galactic diffusion zone is plagued with uncertainties and a detailed study is beyond the scope of this paper (see *e.g.* Ref. [106] for a thorough discussion). When quoting limits, we will require that in none of the energy bins considered in Ref. [101] the dark matter signal integrated over these bins exceeds the measured flux by more than 2σ . Such limits can be further improved by performing spectral fits [110] or subtracting known astrophysical contributions to the extragalactic gamma-ray background [111, 112].

4 Results

In none of the galaxy clusters a gamma-ray emission was found at the 3σ level, neither when searching for decay nor for annihilation signals with or without substructure contributions.¹³ We derived 95% C.L. limits on the dark matter lifetime and annihilation cross-section, from individual clusters as well as in a combined likelihood analysis; our results are shown in Figs. 4, 5, 6 and 7, assuming 100% branching ratios into $b\bar{b}$, $\mu^+\mu^-$, W^+W^- or $\tau^+\tau^-$ final states.

Main Results. For decay or annihilation into $b\bar{b}$, as relevant for MSSM neutralino DM, the strongest individual limits come from the Fornax cluster in most cases, as shown in Fig. 4 (the impact of dark matter substructures on the annihilation limits is discussed below). Depending on the dark matter mass, lifetimes up to $4 \cdot 10^{26}$ s and annihilation cross-sections down to $5 \cdot 10^{-25}$ cm³ s⁻¹ can be constrained. Further strong limits come from AWM7, S636 and NGC4636. Our limits on the dark matter lifetime are somewhat weaker than previous results [27]; the difference can be mainly attributed to the fact that we modeled the cluster emission as an extended signal rather than as a point-like source, as we will discuss below.

The limits obtained from our combined likelihood analysis are shown as dashed black lines in Fig. 4: They are often slightly weaker than the strongest individual limits. This is due to a weak preference for a non-zero signal in some of the clusters (like in A1367). In any case the combined

¹²The adopted background light model appears to be in conflict with recent Fermi LAT observations, see Ref. [108].

¹³The best signal candidate comes from A1367 (annihilation into $\tau^+\tau^-$, $m_{\text{DM}} = 10$ GeV) with a trial-corrected significance of 2.7σ .

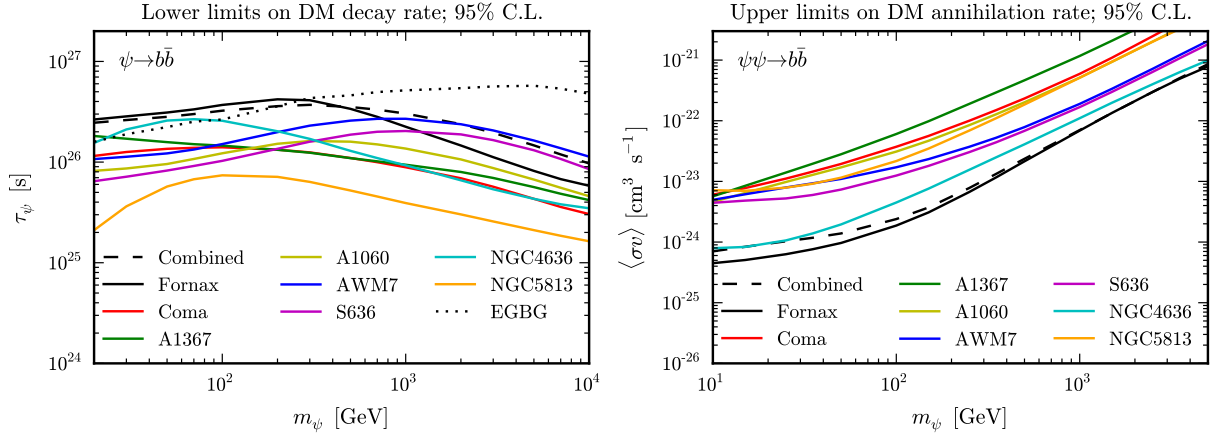


Figure 4: *Left panel: lower limits on dark matter lifetime for decay into $b\bar{b}$ final states, as function of the dark matter mass. Solid lines show individual cluster limits, the dashed line the limits from the combined likelihood analysis. The dotted line shows for comparison the limit that can be derived from the EGBG. Right panel: like left panel, but upper limits on annihilation cross-section. Contributions to the signal from dark matter substructures are neglected. Note that the combined limits are sometimes weaker than the strongest individual limits; this is due to a weak preference of a non-zero signal for some of the clusters, see discussion in text.*

likelihood limit is more robust with respect to uncertainties of the cluster masses, the background modeling and statistical fluctuations in the data than the individual limits (see below discussion and Fig. 9).

For comparison, the dotted line in the left panel of Fig. 4 shows the lifetime limits that we obtain from conservatively requiring that the isotropic dark matter signal does not overshoot the EGBG as determined by Fermi LAT [101], see Section 3. The EGBG limit clearly dominates the cluster limits for large dark matter masses, whereas the cluster limits are competitive for masses below a few hundred GeV. In any case, since the systematics related to background subtractions are different for EGBG and cluster limits, the limits should be considered as being complementary.

Limits on decay or annihilation into $\mu^-\mu^+$ final states are shown in Fig. 5. This channel is relevant for leptophilic models [57–63], that aim to explain the PAMELA/Fermi e^\pm anomalies, the corresponding best fit regions being shown in green (PAMELA only) and blue (PAMELA + Fermi + H.E.S.S.) [65].¹⁴ In the presented dark matter mass range, the dark matter signal is dominated by ICS radiation of the produced electrons and positrons on the CMB; the prompt final-state-radiation can be neglected. Our dark matter lifetime limits reach up to $3 \cdot 10^{26}$ s for individual clusters as well as in the combined likelihood analysis, with the strongest limit coming from Fornax. In the case of dark matter annihilation limits down to 6×10^{-23} cm³ s⁻¹ are obtained. The parameter space favored by PAMELA/Fermi is constrained but not excluded in case of dark matter decay, and remains practically unconstrained in case of dark matter annihilation.

The dotted line in the left panel of Fig. 5 shows again the limit obtained from the EGBG. In the case of decay into $\mu^+\mu^-$, the cluster lifetime limits actually dominate over our conservative EGBG limit at all considered dark matter masses. This is due to the fact that we neglected the Galactic

¹⁴Recently released Fermi LAT results [113] indicate that the positron fraction continues to rise up to energies of 200 GeV, which will presumably shift the preferred DM mass range to somewhat higher values.

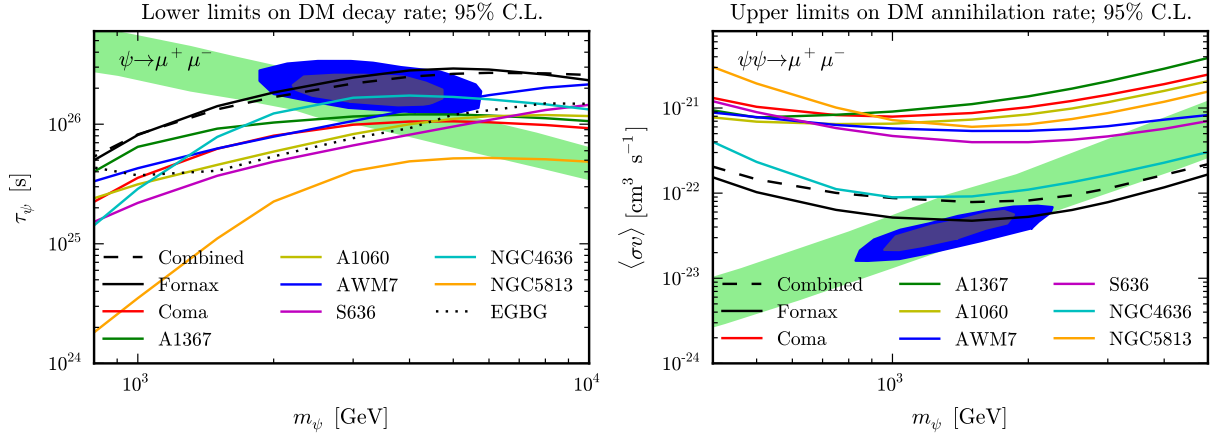


Figure 5: Like Fig. 4, but for $\mu^- \mu^+$ final states. The blue region indicates the parameter region where a good fit to the PAMELA/Fermi LAT and H.E.S.S. electron/positron data is achieved [65], the green region corresponds to a fit to the PAMELA data only.

ICS emission when calculating the EGBG limit. Such a calculation would require a treatment of cosmic-ray propagation in our Galaxy, which has its own specific uncertainties and is beyond the scope of this paper (see *e.g.* Ref. [106]). On the other hand, as discussed above, propagation effects in galaxy clusters can be neglected at angular scales relevant for LAT observations, making the cluster limits on $\mu^+ \mu^-$ final states practically independent of propagation model uncertainties.

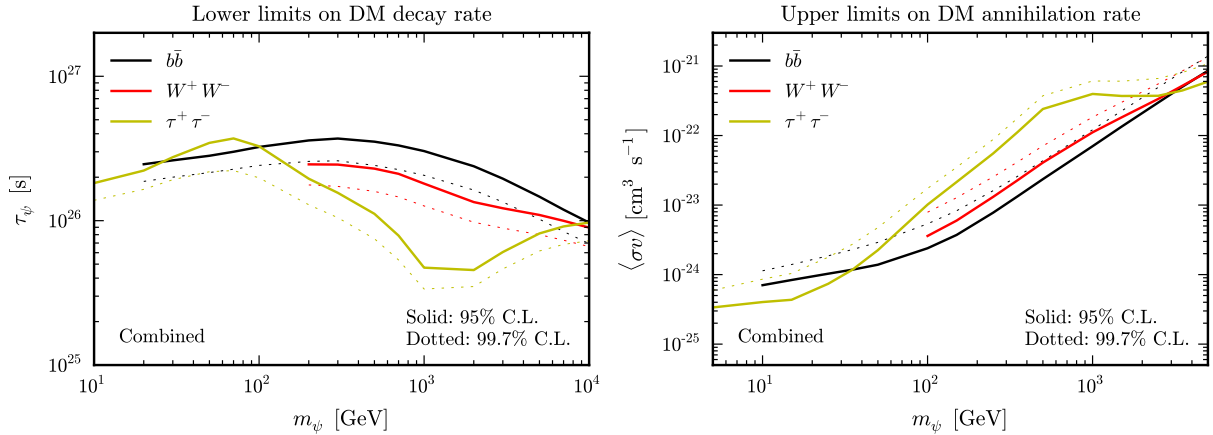


Figure 6: Left panel: lower limits on dark matter decay rate from the combined likelihood analysis, for different final states, as function of the dark matter mass. We show limits at 95% C.L. (solid) and 99.7% C.L. (dotted) for comparison. Right panel: corresponding upper limits on annihilation rate. Contributions to the signal from dark matter substructures are neglected in this plot.

In Fig. 6, we finally present a summary of our combined likelihood limits on dark matter decay and annihilation into different final states, $b\bar{b}$, W^+W^- and $\tau^+\tau^-$. For comparison, we plot the 95% C.L. as well as the 99.7% C.L. limits. Limits on W^+W^- are up to mass-independent rescaling similar to the limits on $b\bar{b}$; the limits on $\tau^+\tau^-$ clearly indicate that at dark matter

masses of ~ 1 TeV the ICS part of the dark matter signal starts to dominate inside the considered gamma-ray energy range.

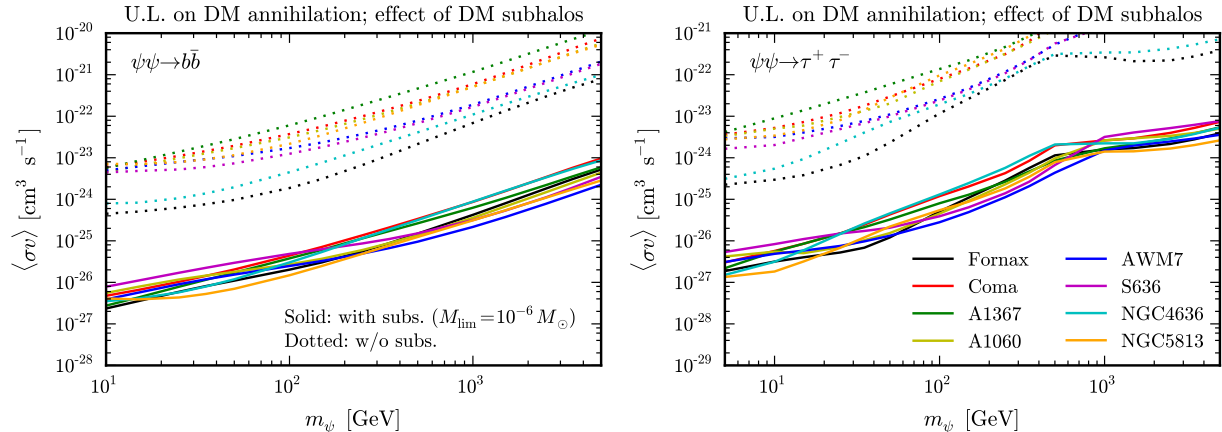


Figure 7: *Left panel: individual upper limits on annihilation rate into $b\bar{b}$, including a signal boost from dark matter substructures as discussed in Section 2.3 (solid lines). For comparison, the dotted lines show the limits on the unboosted signal, cp. Fig. 4. Right panel: the same, but for annihilation into $\tau^+\tau^-$.*

Dark Matter Substructures. In the above limits we neglected contributions from dark matter substructures to the dark matter annihilation signal, firstly to obtain very conservative limits and secondly for the sake of comparison with previous work. However, dark matter substructures are a prediction of cold dark matter scenarios and expected to boost the annihilation signal considerably [29, 30, 93, 94, 96]. To study their possible impact on our limits, we follow the prescription presented in Ref. [30], which builds on results from the Aquarius project [92, 93] and leaves the free streaming mass scale M_{lim} as the only free parameter (see Sec. 2.3 for a discussion). The resulting signal profiles are plotted in the right panel of Fig. 1 by the dotted lines, where we adopted a free streaming mass of $M_{\text{lim}} = 10^{-6} M_\odot$. As can be seen from this plot, the boosted signal profiles extend to much larger radii than the profiles from the smooth dark matter halo alone. The corresponding boost factors of the overall signal are of the order of 10^3 , consistent with what is found in Refs. [30, 96]. We note, however, that in the recent literature also smaller boost factors for galaxy clusters were discussed [8, 29] (see also discussion above), and our adopted boosted fluxes should be considered as being optimistic but not unrealistic.

No evidence for an extended annihilation signal due to dark matter substructures was found. In Fig. 7 we show the corresponding 95% C.L. limits on the annihilation cross-section compared to the limits obtained without dark matter substructures taken into account (for simplicity we neglect uncertainties in the overall cluster mass in case of the boosted signal). As expected, we find that the limits are improved by a factor of a few hundred; in the case of dark matter annihilating into $b\bar{b}$ with a thermal cross-section of $3 \times 10^{-26} \text{ cm}^3 \text{ s}^{-1}$, dark matter masses below ≈ 150 GeV can be excluded. For different values of M_{lim} the limits would approximately scale like $\propto M_{\text{lim}}^{0.226}$.

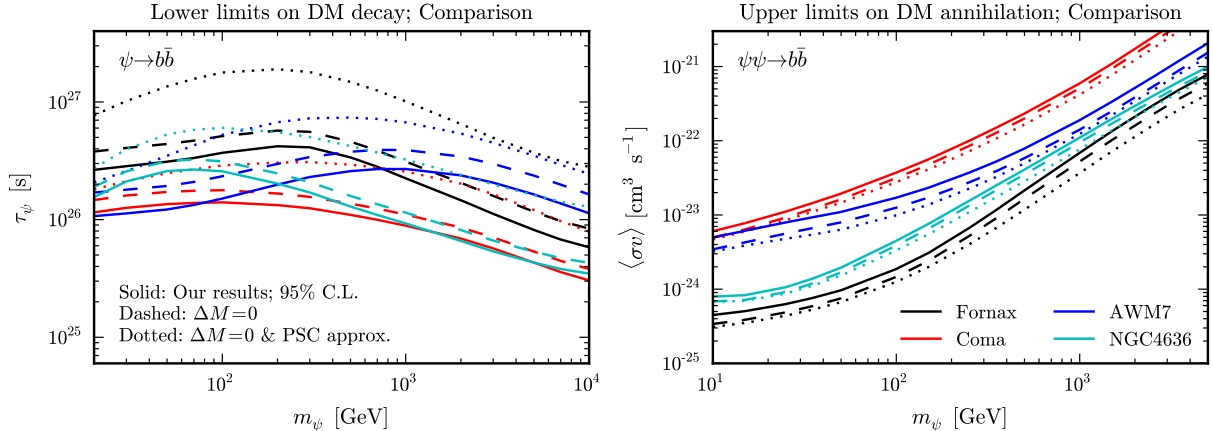


Figure 8: Like Fig. 4, but comparison of some of our results (solid lines, cp. Fig. 4) with the limits we would obtain when neglecting cluster mass uncertainties (dashed lines), and when furthermore approximating the cluster emission by a point-like source (dotted lines).

Discussion. Comparing our results to previously presented limits [26, 27], we find that despite the increased statistics (at least by a factor of three) our limits on dark matter decay into $b\bar{b}$ remain somewhat weaker than the dark matter lifetime limits presented in Ref. [27]. This is due to the point-source approximation of the dark matter signal which was underlying the analysis of Ref. [27], as well as the inclusion of cluster mass uncertainties in the present work. In the case of dark matter annihilation our limits improve the results from Ref. [26] by up to a factor of two.

In Fig. 8 we compare our 95% C.L. limits on decay or annihilation into $b\bar{b}$ (solid lines) with the limits we would obtain when dropping the cluster mass uncertainties (dashed lines), and when furthermore approximating the dark matter signal as a point-like source (dotted lines). In the latter case, the extended signals are integrated over a region with a radius of 1° and modeled as a point source at the cluster center, following Ref. [26, 27]. As can be seen from Fig. 8, the non-inclusion of uncertainties in the cluster masses could strengthen the limits by up to $\approx 50\%$ in some cases, similar for both dark matter decay and annihilation. A point-source approximation to the signal from decaying dark matter would lead to a further strengthening of the corresponding limits by a factor of a few in some cases, as shown in the left panel of Fig. 8 (a similar impact is expected in case of annihilation signals boosted by dark matter substructures). However, in case of an unboosted annihilation signal (right panel), the point-source approximation to the signal changes the limits only on the 10%–30% level and hence appears to be justified, in agreement with what was found in Ref. [26].

The robustness of a limit with respect to the underlying statistics and uncertainties can be inferred from its dependence on the adopted C.L. In Fig. 9 we show for the case of dark matter decay into $b\bar{b}$ our individual and combined limits at 95%, 99.7% and 99.994% C.L. in comparison. As can be seen from these plots, the combined limit depends considerably less on the adopted C.L. than the individual limits. This is due to the fact that uncertainties related to the cluster mass, as well as statistical fluctuations in the target region, tend to average out in the combined likelihood analysis. Furthermore, note that systematic effects in the modeling of the astrophysical backgrounds become in general less important at higher C.L.

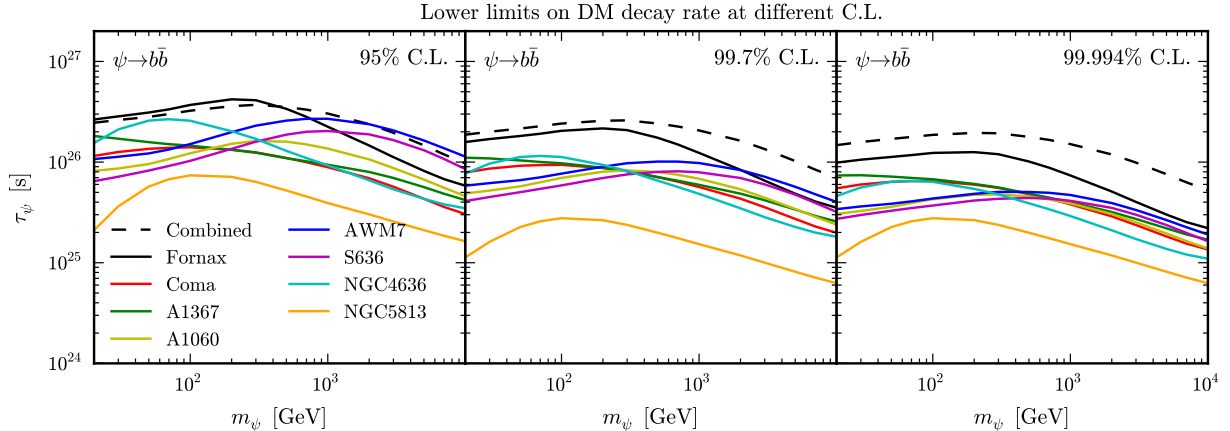


Figure 9: Like left panel of Fig. 4, but at different C.L. Note that the combined limit is less dependent on the C.L. than the individual limits, since uncertainties in the cluster masses tend to average out if limits are combined.

In this paper we adopted galaxy cluster masses that are based on the X-ray observations from Refs. [69, 70], the HIFLUGCS catalog. The main advantage of this catalog is its completeness. Many other X-ray measurements of cluster masses exist (see *e.g.* Refs. [114–116]), which are however often concentrating on only one single cluster at a time, and hence difficult to use in a combined analysis. Important assumptions that enter the mass determination via X-ray observations is that the intra-cluster gas is in hydrostatic equilibrium and spherically distributed; further assumptions concern the temperature gradient of the gas, which is often approximated to be zero, as well as the radial distribution of the gas density. The systematical errors made by these approximations are very difficult to estimate, and it is likely that a neglect leads to a too optimistic determination of the cluster mass uncertainties.

Fortunately, X-ray measurements are not the only way to determine the mass of a galaxy cluster; other methods include studies of the velocity dispersion of cluster member galaxies and weak gravitational lensing (see *e.g.* Refs. [117–120]). A comparison of the masses derived from different methods can be used as a rough estimate for the overall systematic errors in the cluster mass measurements. In Refs. [26] and [27], the dark matter signal fluxes that follow from different cluster mass measurements (namely for the M49, Fornax and Coma clusters) were compared, and it was concluded that the overall uncertainties are roughly of the order of a factor of ~ 2 and not systematically biased with respect to the HIFLUGCS X-ray values. Looking at Tab. 1, one can see that this is somewhat larger than what follows from the mass uncertainties given in the HIFLUGCS catalog; the latter are derived from uncertainties in X-ray profile fit, the temperature measurements and the temperature gradient. Hence, we expect that our limits on the dark matter annihilation cross section and lifetimes are not the most conservative ones that one could obtain for individual clusters when exploiting all systematic uncertainties. The advantage of our combined analysis is that, in absence of a systematic bias of the HIFLUGCS catalog, these kind of uncertainties are expected to partially average out.

In the above calculation of the dark matter induced ICS emission the possible impact of *intra-cluster magnetic fields* was neglected; this is only justified if the magnetic fields remain well below the critical value of $B_{\text{CMB}} = 3.2\mu\text{G}$. However, since Faraday rotation based measurements

in galaxy clusters find magnetic fields of a few μG (see *e.g.* [78, 121, 122]), the validity of this approximation is not guaranteed. For most of our targets in Tab. 1 the magnetic fields are not precisely known, which makes it difficult to systematically include their effects. However, in case of the very massive Coma cluster the magnetic field was studied in Ref. [121], and a model for the magnetic field profile was presented. Adopting this model we can calculate how our limits change when synchrotron emission of the electrons and positrons produced in the dark matter decay or annihilation is included. We find that in case of the Coma cluster the limits on dark matter annihilation into $\mu^+\mu^-$ as shown in Fig. 5 are weakened by a factor of around two, whereas the effect on decaying dark matter limits is negligible (the same is true for the extended annihilation signals coming from dark matter substructures). In the adopted magnetic field model, the field exceeds the critical value B_{CMB} only close to the cluster center at angles $\theta \lesssim 0.17^\circ$, making the impact on point-source like signals large and on extended signals small. We conclude that intra-cluster magnetic fields are unlikely to affect our decaying dark matter limits or the limits on subhalo-boosted annihilation signals.

5 Consequences for gravitino dark matter

The gravitino is the spin-3/2 supersymmetric partner of the graviton. If the lightest superparticle (LSP), it provides a natural dark matter candidate [123], the mass of which can vary from $m_{3/2} \sim \text{eV}$ to $\sim \text{TeV}$ depending on the details of the supersymmetry breaking mechanism. Gravitinos are produced in the early universe through 2-to-2 thermal scatterings with an abundance which is proportional to the reheating temperature T_R after inflation

$$\Omega_{3/2}^{\text{th}} h^2 = C \left(\frac{100 \text{ GeV}}{m_{3/2}} \right) \left(\frac{m_{\tilde{g}}}{1 \text{ TeV}} \right)^2 \left(\frac{T_R}{10^{10} \text{ GeV}} \right), \quad (14)$$

where $m_{3/2}$ and $m_{\tilde{g}}$ are the gravitino and gluino masses respectively, and $C \simeq 0.5$ to leading order in the gauge couplings [124–126].¹⁵ In addition, gravitinos may also be produced through the gravitational decay of the NLSP. However, for $\Omega_{\text{NLSP}} h^2 \ll 1$ or $m_{\text{NLSP}} \gg m_{3/2}$ the latter contribution is negligible [127]. Moreover, inflaton decay may also contribute to the production mechanism [128]. In what follows, thermal leptogenesis is assumed to be responsible for the generation of the observed baryon asymmetry. In such a case, high reheating temperatures are required, and the dominant gravitino production mechanism is the thermal one. Particularly, for $T_R \sim 10^{10} \text{ GeV}$ [129, 130] a gravitino abundance of the order of the observed dark matter relic density $\Omega_{\text{DM}} = 0.11$ [72] is achieved for typical supersymmetric parameters, *i.e.* $m_{3/2} \sim 100 \text{ GeV}$ and $m_{\tilde{g}} \sim 1 \text{ TeV}$. However, as it is well known, such high values of the gravitino mass lead to slow NLSP decays and can dramatically affect the successful predictions of the standard big bang nucleosynthesis (BBN) scenario [131–137].

Among the different scenarios proposed to reconcile thermal leptogenesis, gravitino dark matter and BBN, a mild violation of R -parity inducing a rapid decay of the NLSP before the onset of the BBN is of interest [31]. In such a case, the gravitino is not stable anymore, but still provides a viable dark matter candidate due to the double suppression of its decay, by the Planck scale as well as by the small R -parity breaking parameter. Interestingly, this opens up the way to look for traces of gravitino decays in cosmic-ray fluxes, such as anti-matter [36, 37] and neutrino [39]. Additionally to the intense gamma-ray line arising from the $\psi_{3/2} \rightarrow \gamma\nu$ two-body decay

¹⁵Note that C has $\mathcal{O}(1)$ uncertainty due to unknown higher order contributions and nonperturbative effects [124].

[31–35, 37], the produced gamma-ray flux typically features a continuous component generated by the fragmentation of the Higgs and gauge bosons.

In what follows, we apply the above analysis to the decaying gravitino scenario. Contrarily to gamma-ray lines, galaxy clusters offer more sensitivity to large gravitino masses, thus rendering the present analysis supplementary to our previous gamma-ray lines study [47]. Following the structure of the latter, we first summarize the bilinear R -parity violation supersymmetric framework considered here. We then present limits on the size of R -parity violation and finally discuss the prospect for seeing long-lived neutralino and stau NLSPs at the LHC.

5.1 R -parity breaking model

The supersymmetric standard model with explicit bilinear R -parity violation is specified by the superpotential

$$W = W_{\text{MSSM}} + \mu_i H_u l_i, \quad (15)$$

as well as by the soft supersymmetry breaking potential

$$\mathcal{L} = \mathcal{L}_{\text{soft}}^{\text{MSSM}} + B_i H_u \tilde{l}_i + m_{id}^2 \tilde{l}_i^\dagger H_d + \text{h.c.}, \quad (16)$$

where W_{MSSM} and $\mathcal{L}_{\text{soft}}^{\text{MSSM}}$ are the R -parity conserving MSSM superpotential and scalar Lagrangian, $H_{u/d}$ are the up/down-type Higgs doublets, l_i the lepton doublets, and μ_i , B_i and m_{id}^2 are the R -parity violating couplings. Trading the mass mixing parameters for R -parity breaking Yukawa couplings as proposed in Ref. [138], the gravitino decay is function of a single dimensionless parameter ζ , which also enters the decay of the NLSPs of interest (see Ref. [138] for a definition of ζ in terms of the bilinear R -parity violating couplings μ_i , B_i and m_{id}^2).

Two typical sets of boundary conditions for the supersymmetry breaking parameters of the MSSM at the grand unification (GUT) scale are investigated in the following, resulting in two different types of NLSPs. First we consider equal scalar and gaugino masses

$$(A) \quad m_0 = m_{1/2}, \quad a_0 = 0, \quad \tan \beta = 10, \quad (17)$$

for which the bino-like neutralino $\tilde{\chi}_1^0$ is the NLSP. In the second one, which corresponds to no-scale models or gaugino mediation,

$$(B) \quad m_0 = 0, \quad m_{1/2} \neq 0, \quad a_0 = 0, \quad \tan \beta = 10, \quad (18)$$

the lightest stau $\tilde{\tau}_1$ is the NLSP. In both cases, $\tan \beta = 10$ has been chosen as a representative value, and the trilinear scalar coupling a_0 has been set to zero for simplicity. For both sets of boundary conditions, the universal gaugino mass $m_{1/2}$ remains as the only independent variable, and the gaugino masses $M_{1,2,3}$ satisfy the following relations at the electroweak scale

$$\frac{M_3}{M_1} \simeq 5.9, \quad \frac{M_2}{M_1} \simeq 1.9. \quad (19)$$

Electroweak precision tests (EWPT) yield important lower bounds on the superparticle mass spectrum [126]. For a neutralino NLSP, the most stringent constraint comes from the Higgs potential. The universal gaugino mass $m_{1/2}$ is required to be high enough in order for the Higgs mass to fulfill the LEP lower bound $m_h > 114.4 \text{ GeV}$ [139]. This implies the lower limit $m_{\tilde{\chi}_1^0} \gtrsim 130 \text{ GeV}$.¹⁶ However, allowing negative a_0 or scalar masses much larger than $m_{1/2}$ at the

¹⁶Note that $m_{\tilde{\chi}_1^0} \simeq M_1$ with good accuracy [138].

GUT scale would weaken this limit, and we will take $m_{\chi_1^0} > 100$ GeV as a lower bound for the neutralino mass subsequently. In the stau NLSP case, the lower bound comes from the absence of pair production of heavy charged particles at LEP and reads $m_{\tilde{\tau}_1} > 100$ GeV [139]. Rewriting Eq. (14)

$$m_{\text{NLSP}} \simeq 310 \text{ GeV} \left(\frac{\xi}{0.2} \right) \left(\frac{m_{3/2}}{100 \text{ GeV}} \right)^{1/2} \left(\frac{10^9 \text{ GeV}}{T_R} \right)^{1/2}, \quad (20)$$

where $\xi \equiv m_{\text{NLSP}}/m_{\tilde{g}}$ is implicitly fixed by the supersymmetry breaking boundary conditions [126], we get absolute upper bounds on the NLSP masses requiring the gravitino to be the LSP. In the case of the neutralino NLSP, Eq. (20) implies $m_{\chi_1^0} \lesssim 690$ GeV for $\xi = 1/5.9$, and is essentially independent of m_0 and $\tan \beta$. For the stau NLSP, $\tan \beta = 10$ yields $\xi = 1/6.2$, which consequently leads to the more stringent bounds $m_{\tilde{\tau}_1} \lesssim 615$ GeV. Note that there is a strong dependence on $\tan \beta$ in that case [126], and that ξ decreases with increasing $\tan \beta$.

For a typical effective neutrino mass $\tilde{m}_1 = 10^{-3}$ eV, successful thermal leptogenesis requires a minimal reheating temperature of $T_R \sim 10^9$ GeV [130]. Using Eq. (14) together with a lower bound on the gluino mass $m_{\tilde{g}} \gtrsim 815$ GeV [140], this implies a lower bound for the gravitino mass $m_{3/2} \gtrsim 30$ GeV.

5.2 Limits from galaxy clusters

The gamma-ray spectrum produced through gravitino decays features two types of contributions: First, the $\psi_{3/2} \rightarrow \gamma\nu$ two body decay produces a gamma-ray line, a channel which is dominant below the W threshold¹⁷. Additionally, both the fragmentation of the Higgs and gauge bosons as in $Z^0\nu$ and $h^0\nu$ final states, as well as the final state radiation of the charged leptons produced in the $W^\pm l^\mp$ final states, generate a continuum spectrum. The relative strength of these two is fixed by the corresponding branching ratios, that we present in Fig. 10 together with representative spectra following Refs.[37, 39].¹⁸ While the search for gamma-ray lines of galactic origin through deviations from a power law background is efficient for contained continuum contributions [47], *i.e.* for $m_{3/2} \lesssim 200 - 300$ GeV, constraints from galaxy clusters observations and the EGBG dominates the gamma-ray line ones for $m_{3/2} \gtrsim 250$ GeV, as illustrated in Fig. 11. This agreeably makes gamma-ray line searches, galaxy cluster observations and EGBG studies complementary. As a result the gravitino lifetime is constrained to be at least $\tau_{3/2} \gtrsim \mathcal{O}(10^{26})$ s in all the gravitino mass range considered. Subsequently, we will concentrate on the limits derived by galaxy cluster observations, and leave a detailed study of implications from the EGBG to future work.

5.2.1 R -parity breaking parameter

The gravitino inverse decay rate into photon/neutrino pairs is given by [32, 138]

$$\Gamma_{\psi_{3/2} \rightarrow \gamma\nu}^{-1} = \frac{32\sqrt{2} G_F M_P^2}{\alpha \zeta^2 m_{3/2}^3} \frac{M_1^2 M_2^2}{(M_2 - M_1)^2} \left(1 + \mathcal{O} \left(s_{2\beta} \frac{m_Z^2}{\mu^2} \right) \right), \quad (21)$$

where α is the electromagnetic fine structure constant, $M_P = 2.4 \times 10^{18}$ GeV the reduced Planck mass, and $G_F = 1.16 \times 10^{-5}$ GeV⁻² is the Fermi constant. Using the strongest limits on the total

¹⁷Note that three-body decays with intermediate massive gauge bosons are expected to contribute by more than 10% below the kinematic threshold [43, 44, 141].

¹⁸Note that the branching ratio into lines is in principle model-dependent.

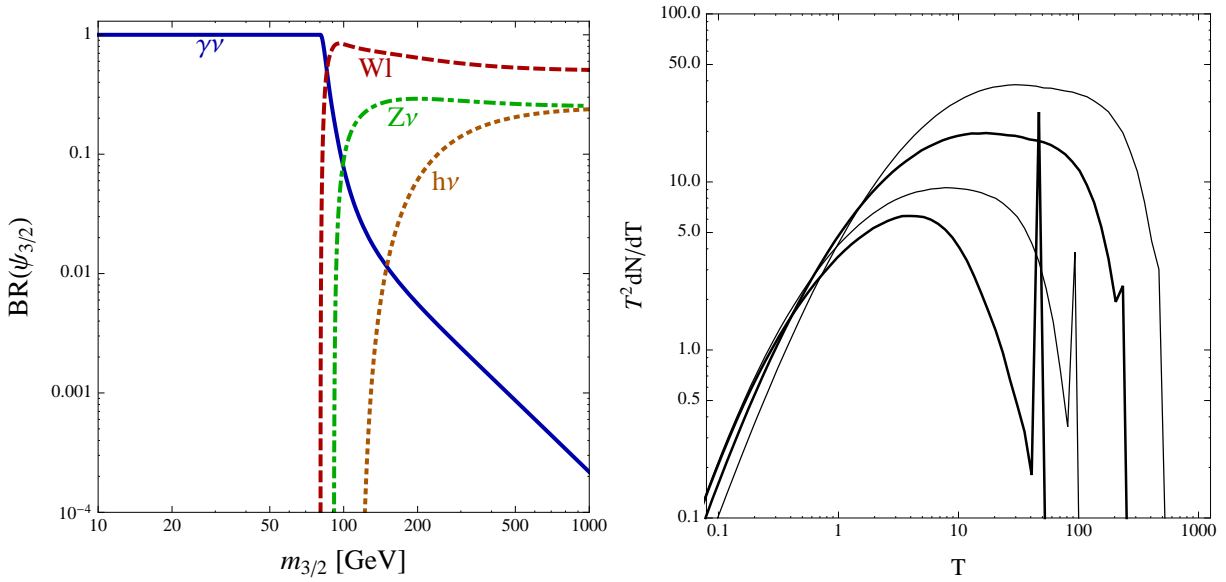


Figure 10: *Left: Two-body decay branching ratios of the gravitino. Right: Gamma-ray spectra for $m_{3/2} = 100, 200, 500$ and 1000 GeV. We adopt here the same set of parameters as in Refs. [37, 39].*

gravitino lifetime illustrated in Fig. 11 together with the branching ratios presented in Fig. 10, this expression can be used to derive conservative upper-limits on the R -parity breaking parameter ζ . To do so, one has to consider for a given gravitino mass the maximally allowed bino mass which results from the combination of Eqs. (14) and (19) when considering the lowest reheating temperature allowed in the thermal leptogenesis scenario, *i.e.* $T_R \sim 10^9$ GeV. The results are presented in Fig. 12. Note that at high gravitino masses, the production of anti-protons in Higgs and gauge bosons fragmentation could further constrain the ζ parameter.

5.2.2 Stau NLSP decay length

In the case of the $\tilde{\tau}_1$ -NLSP, the total decay width of the lightest mass eigenstate is a mixture of left and right handed partial decays

$$\Gamma_{\tilde{\tau}_1}(\epsilon) = \sin^2 \theta_{\tilde{\tau}} \Gamma_{\tilde{\tau}_L}(\epsilon) + \cos^2 \theta_{\tilde{\tau}} \Gamma_{\tilde{\tau}_R}(\epsilon). \quad (22)$$

where the dimensionless parameter ϵ is directly related to the R -parity violating Yukawa couplings (see Ref. [138] for details). Since the latter are typically proportional to the ordinary Yukawa couplings, decays into second and third families dominate. For definiteness, we will below assume a flavor structure as described in Ref. [138], into which the chiral state decays are dominated by the following channels

$$\tilde{\tau}_R \rightarrow \tau_L \nu, \mu_L \nu, \quad (23a)$$

$$\tilde{\tau}_L \rightarrow \bar{t}_R b_L. \quad (23b)$$

Assuming $\zeta \simeq \epsilon$,¹⁹ and using the cluster upper limits on ζ from Fig. 12, we can derive lower bounds on the stau decay length. Our results are shown in Fig. 13. The parameter space is already

¹⁹ ζ values much smaller than ϵ can be achieved through a proper choice of the parameters μ_i , B_i and m_{id}^2 .

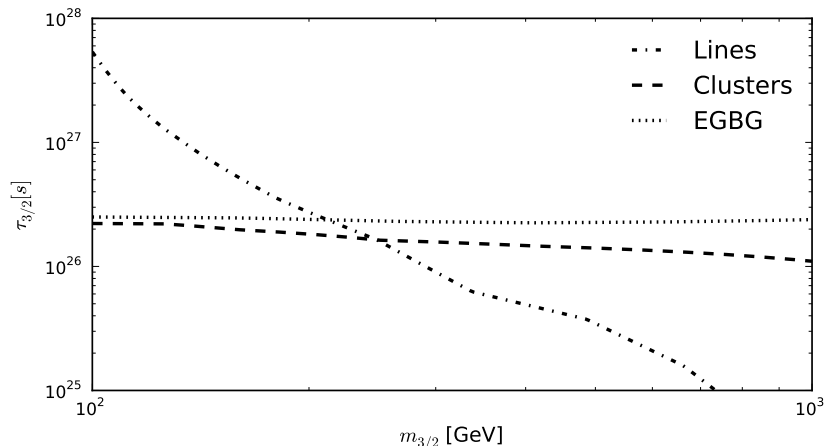


Figure 11: Lower limits on the gravitino lifetime. The dot-dashed line shows the gamma-ray line limits, the dashed line the limits resulting from the combined cluster analysis, and the dotted line the EGBG limits.

constrained by EWPT and overproduction bounds, and the lower limits on the neutralino decay length vary between 100 m and 10 km. It is interesting that if such particles were to be produced at the LHC, a sizable amount of their decays could take place in the detector [38, 142]. We obtain a lowest possible decay length $c\tau_{\tilde{\tau}_1} \simeq 200$ m for $m_{3/2} \simeq 30$ GeV and $m_{\tilde{\tau}_1} \simeq 130$ GeV.

5.2.3 Neutralino NLSP decay length

A neutralino NLSP heavier than 100 GeV dominantly decays into $W^\pm \ell^\mp$ and $Z^0 \nu$ [143, 144]. The corresponding decay width is directly proportional to the R -parity breaking parameter ζ squared, which also enters the gravitino decay width Eq. (21). As a consequence, the two quantities can be related through [138]

$$\tau_{\tilde{\chi}_1^0} = \frac{c_w^2}{2\sqrt{2}} \frac{(M_2 - M_1)^2}{M_2^2} \frac{m_{3/2}^3}{G_F M_{\text{P}}^2 m_{\chi_1^0}^3} \frac{\Gamma_{\psi_{3/2} \rightarrow \gamma\nu}^{-1}}{2f(m_{\chi_1^0}, m_W) + f(m_{\chi_1^0}, m_Z)}, \quad (24)$$

where the phase space factor f is defined by

$$f(m_1, m_2) = \left(1 - \frac{m_2^2}{m_1^2}\right)^2 \left(1 + 2 \frac{m_2^2}{m_1^2}\right). \quad (25)$$

Using the gaugino mass relation Eq. (19), lower bounds on the neutralino decay length $c\tau_{\tilde{\chi}_1^0}$ can be derived from the partial gravitino decay width. Our results are summarized in Fig. 14 considering the cluster lifetime limits. For the parameter space allowed by EWPT and overproduction bounds, we obtain minimal decay lengths $\mathcal{O}(100 \text{ m} - 100 \text{ km})$, which are in the range of detectability of the LHC [38, 142]. Decay lengths as small as $c\tau_{\tilde{\chi}_1^0} \simeq 60$ m are allowed for $m_{3/2} \simeq 30$ GeV at $m_{\chi_1^0} \simeq 140$ GeV.

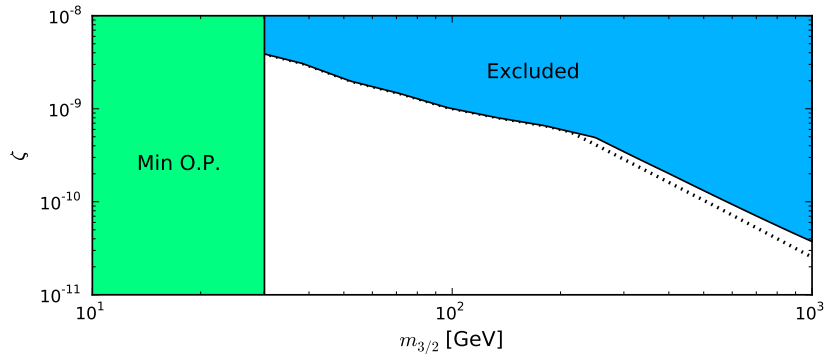


Figure 12: Upper bounds on the R -parity violation parameter ζ , derived from the Fermi LAT limits in Fig. 11. For thermal leptogenesis, overproduction (O.P.) of gravitinos already excludes the left green region. The dotted line illustrates the limits from EGBG.

6 Conclusions

Galaxy clusters are the most massive collapsed objects in the Universe, and very interesting targets for the indirect search for dark matter. Using three years of Fermi LAT data, we studied the gamma-ray emission from eight of the most promising galaxy clusters and searched for signatures for dark matter decay or annihilation. We analyzed the clusters individually as well as in a combined likelihood approach. We took into account uncertainties in the cluster masses as determined by ROSAT PSPC X-ray observations and modeled the dark matter signals as extended sources. Our main results are:

- In none of the eight galaxy clusters listed in Tab. 1 a significant gamma-ray emission that could be attributed to dark matter decay or annihilation was found. We derived limits at the 95% C.L. on the dark matter lifetime and on the annihilation cross-section, from each cluster individually as well as in a combined likelihood approach. Our results are shown in the Figs. 4, 5, 6 and 7 for $b\bar{b}$, $\mu^+\mu^-$, W^+W^- and $\tau^+\tau^-$ final states. In most cases the combined limits are at the level of the strongest individual limits; in any case the combined limits are more robust with respect to uncertainties of the cluster masses, background modeling and statistical fluctuations in the cluster target regions (Fig. 9).
- The limits on the *dark matter lifetime* turn out to be somewhat weaker than what previous results indicated [27], reaching up to lifetimes of $\tau_{\text{DM}} \simeq 4 \times 10^{26}$ s in case of decay into $b\bar{b}$ (Fig. 4). The difference can be partly attributed to the fact that we modeled the cluster emission as an extended signal rather than as a point-like source, and partly to the inclusion of cluster mass uncertainties. We find that a point-source approximation to the signal from dark matter decay could in some cases strengthen the limits wrongly by a factor of a few (Fig. 8). In particular, the decaying dark matter interpretation of the e^\pm excess in terms of dark matter decaying into $\mu^+\mu^-$ remains only partially constraint by our galaxy cluster limits (Fig. 5).
- As long as prompt radiation dominates the overall gamma-ray signal, our cluster limits on the dark matter lifetime are sometimes weaker than the corresponding limits that can be conservatively inferred from measurements of the *extragalactic gamma-ray background*

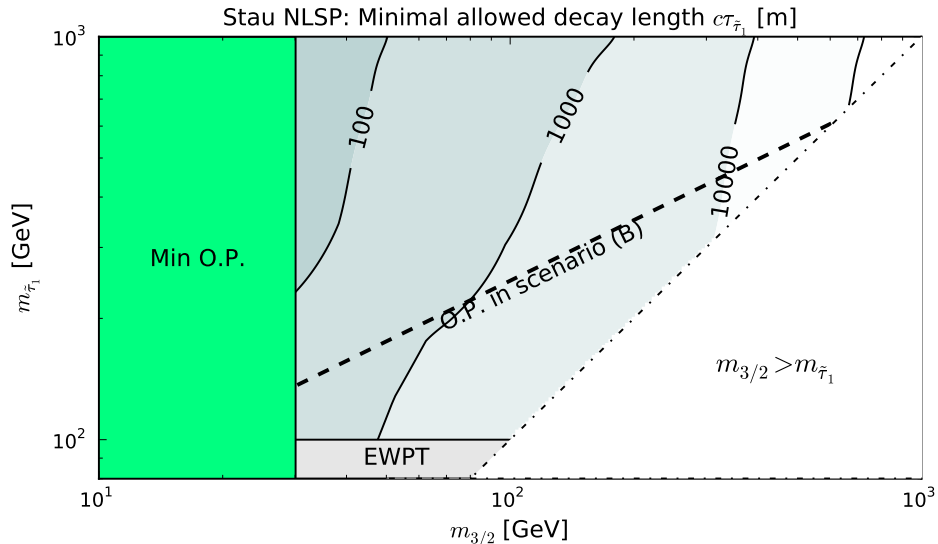


Figure 13: Contour plot of lower bounds on the stau NLSP decay length coming from cluster and gamma-ray line constraints on the gravitino lifetime, as function of the stau and gravitino masses, $m_{\tilde{\tau}_1}$ and $m_{3/2}$ respectively. The lower gray region is excluded by electroweak precision tests (EWPT). For thermal leptogenesis, overproduction (O.P.) of gravitinos excludes at minimum the left green region, a limit which strengthens to the black-dashed line when assuming the universal boundary conditions (B), cf. Eq. (18). The lower-right exclusion comes from the gravitino LSP requirement.

(EGBG, see Figs. 4 and 5). However, at lower gamma-ray energies the cluster and EGBG limits are comparable and should be considered as being complementary, since the systematics of the background subtraction are in general very different.

- In case of an *annihilation signal* coming from the smooth component of the cluster dark matter halo alone, while neglecting the contributions from dark matter substructures, previously presented limits [26] are improved by up to a factor of two (Figs. 4, 5 and 6). In case of annihilation into $b\bar{b}$ final states, we obtain limits down to $5 \times 10^{-25} \text{ cm}^3 \text{ s}^{-1}$ for a 10 GeV WIMP, and we confirm that the point-source approximation to the dark matter emission is valid when the effect of dark matter substructures are neglected. However, as we discuss for the case of the Coma cluster, for such a point-like emission intra-cluster magnetic fields could reduce the unboosted annihilation signal by an order one factor when the signal is dominated by photons from ICS radiation.
- When contributions to the annihilation signal from *dark matter substructures* are taken into account, the dark matter signal must be modeled as an extended source (cp. Fig. 1). Adopting the optimistic scenario for signal boosts due to substructures from Ref. [30], we find that the limits could strengthen by a factor of a few hundred if substructures with masses down to $M_{\text{lim}} = 10^{-6} M_{\odot}$ are included. In this case, the limits on $b\bar{b}$ would start to reach the thermal cross-section $3 \times 10^{-26} \text{ cm}^3 \text{ s}^{-1}$ and exclude dark matter masses below 150 GeV (Fig. 7).

As a direct application of our results, we derived limits on the *decaying gravitino* dark matter scenario, both from galaxy clusters observations and from the EGBG. We find that the cluster

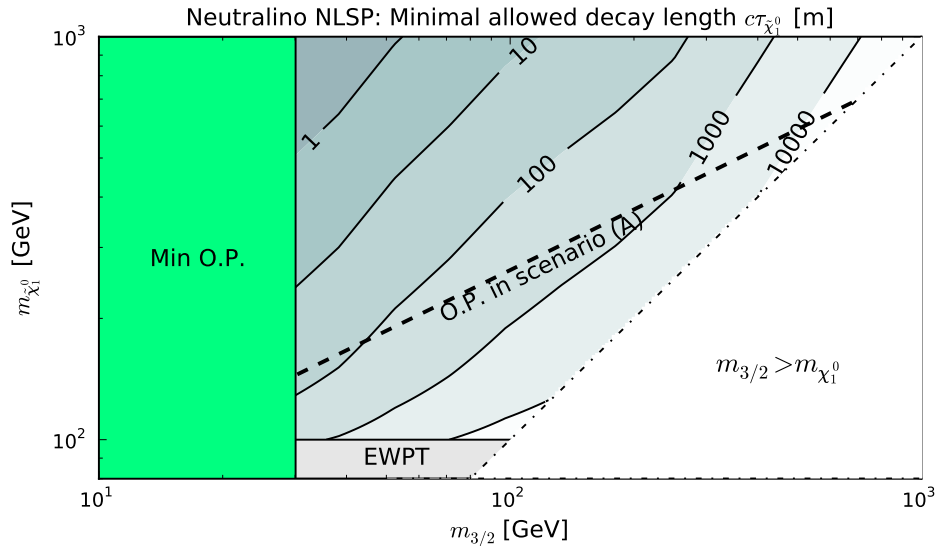


Figure 14: Like Fig. 13, but for a neutralino NLSP.

limits on the gravitino lifetime is $\tau_{3/2} \gtrsim 1\text{--}2 \times 10^{26}$ s for gravitino masses up to 1 TeV. The cluster constraint becomes stronger than the gamma-ray line limit at gravitino masses of $m_{3/2} \gtrsim 250$ GeV. As a result, we found limits on the R -parity breaking parameter ζ of the order of $\mathcal{O}(10^{-10})$ for gravitino masses $250 \text{ GeV} \lesssim m_{3/2} \lesssim 1 \text{ TeV}$. These constraints were used to set lower limits on NLSP decay lengths corresponding to two different types of universal boundary conditions at the grand unification scale of supergravity models. Interestingly, all the implied decay lengths should be accessible at the LHC.

Acknowledgments

We thank Hans Böhringer, Julien Lavalle, Luca Maccione, David Paneque, Christopher Savage, Pat Scott, Georg Weiglein and Stephan Zimmer for useful discussions. X.H. was supported by the exchange program between the Max-Planck Society and the Chinese Academy of Science. C.W. thanks the Kavli Institute for Theoretical Physics, Beijing, for warm hospitality during the final stages of this work. This work was partly carried out at the Theory Division of CERN in the context of the TH-Institute DMUH'11 (18-29 July 2011).

References

- [1] F. Zwicky, *Die Rotverschiebung von extragalaktischen Nebeln*, *Helvetica Physica Acta* **6** (1933) 110–127.
- [2] G. Jungman, M. Kamionkowski, and K. Griest, *Supersymmetric dark matter*, *Phys. Rept.* **267** (1996) 195–373, [[hep-ph/9506380](#)].
- [3] L. Bergstrom, *Non-baryonic dark matter: Observational evidence and detection methods*, *Rept. Prog. Phys.* **63** (2000) 793, [[hep-ph/0002126](#)].

- [4] G. Bertone, D. Hooper, and J. Silk, *Particle dark matter: Evidence, candidates and constraints*, *Phys. Rept.* **405** (2005) 279–390, [[hep-ph/0404175](#)].
- [5] R. Essig, N. Sehgal, and L. E. Strigari, *Bounds on Cross-sections and Lifetimes for Dark Matter Annihilation and Decay into Charged Leptons from Gamma-ray Observations of Dwarf Galaxies*, *Phys. Rev.* **D80** (2009) 023506, [[arXiv:0902.4750](#)].
- [6] P. Scott *et. al.*, *Direct Constraints on Minimal Supersymmetry from Fermi-LAT Observations of the Dwarf Galaxy Segue 1*, *JCAP* **1001** (2010) 031, [[arXiv:0909.3300](#)].
- [7] **H.E.S.S.** Collaboration, A. Abramowski *et. al.*, *H.E.S.S. constraints on Dark Matter annihilations towards the Sculptor and Carina Dwarf Galaxies*, *Astropart. Phys.* **34** (2011) 608–616, [[arXiv:1012.5602](#)].
- [8] **Fermi LAT** Collaboration, A. A. Abdo *et. al.*, *Observations of Milky Way Dwarf Spheroidal galaxies with the Fermi-LAT detector and constraints on Dark Matter models*, *Astrophys. J.* **712** (2010) 147–158, [[arXiv:1001.4531](#)].
- [9] A. Geringer-Sameth and S. M. Koushiappas, *Exclusion of canonical WIMPs by the joint analysis of Milky Way dwarfs with Fermi*, *Phys. Rev. Lett.* **107** (2011) 241303, [[arXiv:1108.2914](#)].
- [10] **MAGIC** Collaboration, J. Aleksic *et. al.*, *Searches for Dark Matter annihilation signatures in the Segue 1 satellite galaxy with the MAGIC-I telescope*, *JCAP* **1106** (2011) 035, [[arXiv:1103.0477](#)].
- [11] **Fermi LAT** Collaboration, M. Ackermann *et. al.*, *Constraining dark matter models from a combined analysis of Milky Way satellites with the Fermi-LAT*, [arXiv:1108.3546](#).
- [12] **H.E.S.S.** Collaboration, F. Aharonian *et. al.*, *HESS observations of the galactic center region and their possible dark matter interpretation*, *Phys. Rev. Lett.* **97** (2006) 221102, [[astro-ph/0610509](#)].
- [13] G. Dobler, D. P. Finkbeiner, I. Cholis, T. R. Slatyer, and N. Weiner, *The Fermi Haze: A Gamma-Ray Counterpart to the Microwave Haze*, *Astrophys. J.* **717** (2010) 825–842, [[arXiv:0910.4583](#)].
- [14] D. Hooper and L. Goodenough, *Dark Matter Annihilation in The Galactic Center As Seen by the Fermi Gamma Ray Space Telescope*, *Phys. Lett.* **B697** (2011) 412–428, [[arXiv:1010.2752](#)].
- [15] G. Dobler, I. Cholis, and N. Weiner, *The Fermi Gamma-Ray Haze from Dark Matter Annihilations and Anisotropic Diffusion*, *Astrophys. J.* **741** (2011) 25, [[arXiv:1102.5095](#)].
- [16] J. Ellis, K. A. Olive, and V. C. Spanos, *Galactic-Centre Gamma Rays in CMSSM Dark Matter Scenarios*, [arXiv:1106.0768](#).
- [17] **Fermi LAT** Collaboration, V. Vitale and A. Morselli, *Search for dark matter with Fermi Large Area Telescope: The galactic center*, *Nucl. Instrum. Meth.* **A630** (2011) 147–150.

- [18] **H.E.S.S.** Collaboration, A. Abramowski *et. al.*, *Search for a Dark Matter annihilation signal from the Galactic Center halo with H.E.S.S.*, *Phys. Rev. Lett.* **106** (2011) 161301, [arXiv:1103.3266].
- [19] T. Bringmann, F. Calore, G. Vertongen, and C. Weniger, *On the Relevance of Sharp Gamma-Ray Features for Indirect Dark Matter Searches*, arXiv:1106.1874.
- [20] S. Colafrancesco, S. Profumo, and P. Ullio, *Multi-frequency analysis of neutralino dark matter annihilations in the Coma cluster*, *Astron. Astrophys.* **455** (2006) 21, [astro-ph/0507575].
- [21] T. E. Jeltema, J. Kehayias, and S. Profumo, *Gamma Rays from Clusters and Groups of Galaxies: Cosmic Rays versus Dark Matter*, *Phys. Rev.* **D80** (2009) 023005, [arXiv:0812.0597].
- [22] E. A. Baltz *et. al.*, *Pre-launch estimates for GLAST sensitivity to Dark Matter annihilation signals*, *JCAP* **0807** (2008) 013, [arXiv:0806.2911].
- [23] **H.E.S.S.** Collaboration, . F. A. Aharonian, *Constraints on the multi-TeV particle population in the Coma Galaxy Cluster with H.E.S.S. observations*, arXiv:0907.0727.
- [24] **MAGIC** Collaboration, J. Aleksic *et. al.*, *MAGIC Gamma-Ray Telescope Observation of the Perseus Cluster of Galaxies: Implications for Cosmic Rays, Dark Matter and NGC 1275*, *Astrophys. J.* **710** (2010) 634–647, [arXiv:0909.3267].
- [25] A. Pinzke, C. Pfrommer, and L. Bergstrom, *Gamma-rays from dark matter annihilations strongly constrain the substructure in halos*, *Phys. Rev. Lett.* **103** (2009) 181302, [arXiv:0905.1948].
- [26] **Fermi LAT** Collaboration, M. Ackermann *et. al.*, *Constraints on Dark Matter Annihilation in Clusters of Galaxies with the Fermi Large Area Telescope*, *JCAP* **1005** (2010) 025, [arXiv:1002.2239].
- [27] L. Dugger, T. E. Jeltema, and S. Profumo, *Constraints on Decaying Dark Matter from Fermi Observations of Nearby Galaxies and Clusters*, *JCAP* **1012** (2010) 015, [arXiv:1009.5988].
- [28] **Fermi LAT** Collaboration, M. Ackermann *et. al.*, *GeV Gamma-ray Flux Upper Limits from Clusters of Galaxies*, arXiv:1006.0748.
- [29] M. A. Sanchez-Conde, M. Cannoni, F. Zandanel, M. E. Gomez, and F. Prada, *Dark matter searches with Cherenkov telescopes: nearby dwarf galaxies or local galaxy clusters?*, arXiv:1104.3530.
- [30] A. Pinzke, C. Pfrommer, and L. Bergstrom, *Prospects of detecting gamma-ray emission from galaxy clusters: cosmic rays and dark matter annihilations*, arXiv:1105.3240.
- [31] W. Buchmüller, L. Covi, K. Hamaguchi, A. Ibarra, and T. Yanagida, *Gravitino dark matter in R-parity breaking vacua*, *JHEP* **03** (2007) 037, [hep-ph/0702184].

- [32] F. Takayama and M. Yamaguchi, *Gravitino dark matter without R-parity*, *Phys. Lett.* **B485** (2000) 388–392, [[hep-ph/0005214](#)].
- [33] G. Bertone, W. Buchmüller, L. Covi, and A. Ibarra, *Gamma-Rays from Decaying Dark Matter*, *JCAP* **0711** (2007) 003, [[arXiv:0709.2299](#)].
- [34] A. Ibarra and D. Tran, *Gamma Ray Spectrum from Gravitino Dark Matter Decay*, *Phys. Rev. Lett.* **100** (2008) 061301, [[arXiv:0709.4593](#)].
- [35] S. Lola, P. Osland, and A. R. Raklev, *Radiative gravitino decays from R-parity violation*, *Phys. Lett.* **B656** (2007) 83–90, [[arXiv:0707.2510](#)].
- [36] A. Ibarra and D. Tran, *Antimatter Signatures of Gravitino Dark Matter Decay*, *JCAP* **0807** (2008) 002, [[arXiv:0804.4596](#)].
- [37] K. Ishiwata, S. Matsumoto, and T. Moroi, *High Energy Cosmic Rays from the Decay of Gravitino Dark Matter*, *Phys. Rev.* **D78** (2008) 063505, [[arXiv:0805.1133](#)].
- [38] K. Ishiwata, T. Ito, and T. Moroi, *Long-Lived Unstable Superparticles at the LHC*, *Phys. Lett.* **B669** (2008) 28–33, [[arXiv:0807.0975](#)].
- [39] L. Covi, M. Grefe, A. Ibarra, and D. Tran, *Unstable Gravitino Dark Matter and Neutrino Flux*, *JCAP* **0901** (2009) 029, [[arXiv:0809.5030](#)].
- [40] W. Buchmüller, A. Ibarra, T. Shindou, F. Takayama, and D. Tran, *Probing Gravitino Dark Matter*, *JCAP* **0909** (2009) 021, [[arXiv:0906.1187](#)].
- [41] K.-Y. Choi, D. E. Lopez-Fogliani, C. Munoz, and R. R. de Austri, *Gamma-ray detection from gravitino dark matter decay in the $\mu\nu SSM$* , *JCAP* **1003** (2010) 028, [[arXiv:0906.3681](#)].
- [42] N. E. Bomark, S. Lola, P. Osland, and A. R. Raklev, *Photon, Neutrino and Charged Particle Spectra from R-violating Gravitino Decays*, *Phys. Lett.* **B686** (2010) 152–161, [[arXiv:0911.3376](#)].
- [43] K.-Y. Choi and C. E. Yaguna, *New decay modes of gravitino dark matter*, *Phys. Rev.* **D82** (2010) 015008, [[arXiv:1003.3401](#)].
- [44] K.-Y. Choi, D. Restrepo, C. E. Yaguna, and O. Zapata, *Indirect detection of gravitino dark matter including its three-body decays*, *JCAP* **1010** (2010) 033, [[arXiv:1007.1728](#)].
- [45] **Fermi LAT** Collaboration, W. B. Atwood *et. al.*, *The Large Area Telescope on the Fermi Gamma-ray Space Telescope Mission*, *Astrophys. J.* **697** (2009) 1071–1102, [[arXiv:0902.1089](#)].
- [46] **Fermi LAT** Collaboration, A. A. Abdo *et. al.*, *Fermi LAT Search for Photon Lines from 30 to 200 GeV and Dark Matter Implications*, *Phys. Rev. Lett.* **104** (2010) 091302, [[arXiv:1001.4836](#)].
- [47] G. Vertongen and C. Weniger, *Hunting Dark Matter Gamma-Ray Lines with the Fermi LAT*, *JCAP* **1105** (2011) 027, [[arXiv:1101.2610](#)].

- [48] D. Eichler, *TeV particles as weakly unstable dark matter*, *Phys. Rev. Lett.* **63** (1989) 2440.
- [49] A. Arvanitaki *et. al.*, *Astrophysical Probes of Unification*, *Phys. Rev.* **D79** (2009) 105022, [arXiv:0812.2075].
- [50] C. Arina, T. Hambye, A. Ibarra, and C. Weniger, *Intense Gamma-Ray Lines from Hidden Vector Dark Matter Decay*, *JCAP* **1003** (2010) 024, [arXiv:0912.4496].
- [51] **PAMELA** Collaboration, O. Adriani *et. al.*, *An anomalous positron abundance in cosmic rays with energies 1.5-100 GeV*, *Nature* **458** (2009) 607–609, [arXiv:0810.4995].
- [52] **Fermi LAT** Collaboration, A. A. Abdo *et. al.*, *Measurement of the Cosmic Ray $e+$ plus $e-$ spectrum from 20 GeV to 1 TeV with the Fermi Large Area Telescope*, *Phys. Rev. Lett.* **102** (2009) 181101, [arXiv:0905.0025].
- [53] **Fermi LAT** Collaboration, M. Ackermann *et. al.*, *Fermi LAT observations of cosmic-ray electrons from 7 GeV to 1 TeV*, *Phys. Rev.* **D82** (2010) 092004, [arXiv:1008.3999].
- [54] **H.E.S.S.** Collaboration, F. Aharonian *et. al.*, *The energy spectrum of cosmic-ray electrons at TeV energies*, *Phys. Rev. Lett.* **101** (2008) 261104, [arXiv:0811.3894].
- [55] **H.E.S.S.** Collaboration, F. Aharonian *et. al.*, *Probing the ATIC peak in the cosmic-ray electron spectrum with H.E.S.S.*, *Astron. & Astrophys.* **508** (2009) 561–564, [arXiv:0905.0105].
- [56] **PAMELA** Collaboration, O. Adriani *et. al.*, *PAMELA results on the cosmic-ray antiproton flux from 60 MeV to 180 GeV in kinetic energy*, *Phys. Rev. Lett.* **105** (2010) 121101, [arXiv:1007.0821].
- [57] P. J. Fox and E. Poppitz, *Leptophilic Dark Matter*, *Phys. Rev.* **D79** (2009) 083528, [arXiv:0811.0399].
- [58] B. Kyae, *PAMELA/ATIC anomaly from the meta-stable extra dark matter component and the leptophilic Yukawa interaction*, *JCAP* **0907** (2009) 028, [arXiv:0902.0071].
- [59] A. Ibarra, A. Ringwald, D. Tran, and C. Weniger, *Cosmic Rays from Leptophilic Dark Matter Decay via Kinetic Mixing*, *JCAP* **0908** (2009) 017, [arXiv:0903.3625].
- [60] X.-J. Bi, X.-G. He, and Q. Yuan, *Parameters in a class of leptophilic models from PAMELA, ATIC and FERMI*, *Phys. Lett.* **B678** (2009) 168–173, [arXiv:0903.0122].
- [61] D. Spolyar, M. Buckley, K. Freese, D. Hooper, and H. Murayama, *High Energy Neutrinos As A Test of Leptophilic Dark Matter*, arXiv:0905.4764.
- [62] T. Cohen and K. M. Zurek, *Leptophilic Dark Matter from the Lepton Asymmetry*, *Phys. Rev. Lett.* **104** (2010) 101301, [arXiv:0909.2035].
- [63] E. J. Chun, J.-C. Park, and S. Scopel, *Dirac gaugino as leptophilic dark matter*, *JCAP* **1002** (2010) 015, [arXiv:0911.5273].
- [64] A. Ibarra, D. Tran, and C. Weniger, *Decaying Dark Matter in Light of the PAMELA and Fermi LAT Data*, *JCAP* **1001** (2010) 009, [arXiv:0906.1571].

- [65] P. Meade, M. Papucci, A. Strumia, and T. Volansky, *Dark Matter Interpretations of the Electron/Positron Excesses after FERMI*, *Nucl. Phys.* **B831** (2010) 178–203, [arXiv:0905.0480].
- [66] Q. Yuan, P.-F. Yin, X.-J. Bi, X.-M. Zhang, and S.-H. Zhu, *Gamma rays and neutrinos from dark matter annihilation in galaxy clusters*, *Phys. Rev.* **D82** (2010) 023506, [arXiv:1002.0197].
- [67] J. Ke, M. Luo, L. Wang, and G. Zhu, *Gamma-rays from Nearby Clusters: Constraints on Selected Decaying Dark Matter Models*, *Phys. Lett.* **B698** (2011) 44–51, [arXiv:1101.5878].
- [68] M. Luo, L. Wang, and G. Zhu, *A Model Independent Method to Study Dark Matter induced Leptons and Gamma rays*, arXiv:1107.3024.
- [69] T. H. Reiprich and H. Böhringer, *The Mass Function of an X-Ray Flux-Limited Sample of Galaxy Clusters*, *Astrophys. J.* **567** (2002) 716–740, [astro-ph/0111285].
- [70] Y. Chen, T. H. Reiprich, H. Böhringer, Y. Ikebe, and Y.-Y. Zhang, *Statistics of X-ray observables for the cooling-core and non-cooling core galaxy clusters*, *Astronomy and Astrophysics* **466** (2007) 805–812, [astro-ph/0702482].
- [71] W. Voges *et. al.*, *The ROSAT All-Sky Survey Bright Source Catalogue*, *Astron. Astrophys.* **349** (1999) 389, [astro-ph/9909315].
- [72] **WMAP** Collaboration, E. Komatsu *et. al.*, *Seven-Year Wilkinson Microwave Anisotropy Probe (WMAP) Observations: Cosmological Interpretation*, *Astrophys. J. Suppl.* **192** (2011) 18, [arXiv:1001.4538].
- [73] **Fermi LAT** Collaboration, A. A. Abdo *et. al.*, *Fermi Large Area Telescope Gamma-Ray Detection of the Radio Galaxy M87*, *Astrophys. J.* **707** (2009) 55–60, [arXiv:0910.3565].
- [74] **Fermi LAT** Collaboration, A. A. Abdo *et. al.*, *Fermi Discovery of Gamma-Ray Emission from NGC 1275*, *Astrophys. J.* **699** (2009) 31–39, [arXiv:0904.1904].
- [75] T. Sjostrand, S. Mrenna, and P. Z. Skands, *PYTHIA 6.4 Physics and Manual*, *JHEP* **05** (2006) 026, [hep-ph/0603175].
- [76] J. A. R. Cembranos, A. de la Cruz-Dombriz, A. Dobado, R. A. Lineros, and A. L. Maroto, *Photon spectra from WIMP annihilation*, *Phys. Rev.* **D83** (2011) 083507, [arXiv:1009.4936].
- [77] G. R. Blumenthal and R. J. Gould, *Bremsstrahlung, synchrotron radiation, and compton scattering of high-energy electrons traversing dilute gases*, *Rev. Mod. Phys.* **42** (1970) 237–270.
- [78] T. A. Ensslin, C. Pfrommer, F. Miniati, and K. Subramanian, *Cosmic ray transport in galaxy clusters: implications for radio halos, gamma-ray signatures, and cool core heating*, arXiv:1008.4717.

- [79] P. Blasi and S. Colafrancesco, *Cosmic rays, radio halos and nonthermal X-ray emission in clusters of galaxies*, *Astropart. Phys.* **12** (1999) 169–183, [[astro-ph/9905122](#)].
- [80] J. Lavalle, C. Boehm, and J. Barthes, *On the Sunyaev-Zel’dovich effect from dark matter annihilation or decay in galaxy clusters*, *JCAP* **1002** (2010) 005, [[arXiv:0907.5589](#)].
- [81] See http://www.slac.stanford.edu/exp/glast/groups/canda/lat_Performance.htm.
- [82] J. F. Navarro, C. S. Frenk, and S. D. M. White, *A Universal Density Profile from Hierarchical Clustering*, *Astrophys. J.* **490** (1997) 493–508, [[astro-ph/9611107](#)].
- [83] A. W. Graham, D. Merritt, B. Moore, J. Diemand, and B. Terzic, *Empirical models for Dark Matter Halos. I. Nonparametric Construction of Density Profiles and Comparison with Parametric Models*, *Astron. J.* **132** (2006) 2685–2700, [[astro-ph/0509417](#)].
- [84] J. F. Navarro *et. al.*, *The Diversity and Similarity of Cold Dark Matter Halos*, [arXiv:0810.1522](#).
- [85] D. A. Buote *et. al.*, *The X-Ray Concentration-Virial Mass Relation*, *Astrophys. J.* **664** (2007) 123–134, [[astro-ph/0610135](#)].
- [86] W. Hu and A. V. Kravtsov, *Sample Variance Considerations for Cluster Surveys*, *Astrophys. J.* **584** (2003) 702–715, [[astro-ph/0203169](#)].
- [87] A. R. Duffy, J. Schaye, S. T. Kay, and C. Dalla Vecchia, *Dark matter halo concentrations in the Wilkinson Microwave Anisotropy Probe year 5 cosmology*, *Mon. Not. Roy. Astron. Soc.* **390** (2008) 164, [[arXiv:0804.2486](#)].
- [88] A. Klypin, S. Trujillo-Gomez, and J. Primack, *Halos and galaxies in the standard cosmological model: results from the Bolshoi simulation*, [arXiv:1002.3660](#).
- [89] S. Hofmann, D. J. Schwarz, and H. Stoecker, *Damping scales of neutralino cold dark matter*, *Phys. Rev.* **D64** (2001) 083507, [[astro-ph/0104173](#)].
- [90] A. M. Green, S. Hofmann, and D. J. Schwarz, *The first WIMPy halos*, *JCAP* **0508** (2005) 003, [[astro-ph/0503387](#)].
- [91] T. Bringmann, *Particle Models and the Small-Scale Structure of Dark Matter*, *New J. Phys.* **11** (2009) 105027, [[arXiv:0903.0189](#)].
- [92] V. Springel *et. al.*, *The Aquarius Project: the subhalos of galactic halos*, *Mon. Not. Roy. Astron. Soc.* **391** (2008) 1685–1711, [[arXiv:0809.0898](#)].
- [93] V. Springel *et. al.*, *A blueprint for detecting supersymmetric dark matter in the Galactic halo*, [arXiv:0809.0894](#).
- [94] M. Kuhlen, J. Diemand, P. Madau, and M. Zemp, *The Via Lactea INCITE Simulation: Galactic Dark Matter Substructure at High Resolution*, *J. Phys. Conf. Ser.* **125** (2008) 012008, [[arXiv:0810.3614](#)].
- [95] E. Contini, G. De Lucia, and S. Borgani, *Statistics of Substructures in Dark Matter Haloes*, [arXiv:1111.1911](#).

- [96] L. Gao, C. S. Frenk, A. Jenkins, V. Springel, and S. D. M. White, *Where will supersymmetric dark matter first be seen?*, [arXiv:1107.1916](#).
- [97] M. Su, T. R. Slatyer, and D. P. Finkbeiner, *Giant Gamma-ray Bubbles from Fermi-LAT: AGN Activity or Bipolar Galactic Wind?*, *Astrophys. J.* **724** (2010) 1044–1082, [[arXiv:1005.5480](#)].
- [98] **Fermi LAT** Collaboration, A. A. Abdo *et. al.*, *Fermi Large Area Telescope Second Source Catalog*, [arXiv:1108.1435](#).
- [99] W. A. Rolke, A. M. Lopez, and J. Conrad, *Confidence Intervals with Frequentist Treatment of Statistical and Systematic Uncertainties*, *Nucl. Instrum. Meth.* **A551** (2005) 493–503, [[physics/0403059](#)].
- [100] J. Conrad, T. Ylinen, and J. Scargle, *Statistical analysis of detection of, and upper limits on, dark matter lines*, *AIP Conf. Proc.* **921** (2007) 586–587.
- [101] **Fermi LAT** Collaboration, A. A. Abdo *et. al.*, *The Spectrum of the Isotropic Diffuse Gamma-Ray Emission Derived From First-Year Fermi Large Area Telescope Data*, *Phys. Rev. Lett.* **104** (2010) 101101, [[arXiv:1002.3603](#)].
- [102] K. Ishiwata, S. Matsumoto, and T. Moroi, *Cosmic Gamma-ray from Inverse Compton Process in Unstable Dark Matter Scenario*, *Phys. Lett.* **B679** (2009) 1–5, [[arXiv:0905.4593](#)].
- [103] M. Papucci and A. Strumia, *Robust implications on Dark Matter from the first FERMI sky gamma map*, *JCAP* **1003** (2010) 014, [[arXiv:0912.0742](#)].
- [104] M. Cirelli, P. Panci, and P. D. Serpico, *Diffuse gamma ray constraints on annihilating or decaying Dark Matter after Fermi*, *Nucl. Phys.* **B840** (2010) 284–303, [[arXiv:0912.0663](#)].
- [105] M. Pohl and D. Eichler, *Fermi Constrains Dark Matter Origin of High Energy Positron Anomaly*, [arXiv:0912.1203](#).
- [106] L. Zhang, C. Weniger, L. Maccione, J. Redondo, and G. Sigl, *Constraining Decaying Dark Matter with Fermi LAT Gamma-rays*, *JCAP* **1006** (2010) 027, [[arXiv:0912.4504](#)].
- [107] F. W. Stecker, M. A. Malkan, and S. T. Scully, *Intergalactic Photon Spectra from the Far IR to the UV Lyman Limit for $0 < z < 6$ and the Optical Depth of the Universe to High Energy Gamma-Rays*, *Astrophys. J.* **648** (2006) 774–783, [[astro-ph/0510449](#)].
- [108] **the GBM** Collaboration, A. A. Abdo *et. al.*, *Fermi Large Area Telescope Constraints on the Gamma-ray Opacity of the Universe*, *Astrophys. J.* **723** (2010) 1082–1096, [[arXiv:1005.0996](#)].
- [109] A. Ibarra, D. Tran, and C. Weniger, *Detecting Gamma-Ray Anisotropies from Decaying Dark Matter: Prospects for Fermi LAT*, *Phys. Rev.* **D81** (2010) 023529, [[arXiv:0909.3514](#)].
- [110] **Fermi LAT** Collaboration, A. A. Abdo *et. al.*, *Constraints on Cosmological Dark Matter Annihilation from the Fermi-LAT Isotropic Diffuse Gamma-Ray Measurement*, *JCAP* **1004** (2010) 014, [[arXiv:1002.4415](#)].

- [111] K. N. Abazajian, S. Blanchet, and J. P. Harding, *Current and Future Constraints on Dark Matter from Prompt and Inverse-Compton Photon Emission in the Isotropic Diffuse Gamma-ray Background*, [arXiv:1011.5090](#).
- [112] F. Calore, V. De Romeri, and F. Donato, *Conservative upper limits on WIMP annihilation cross section from Fermi-LAT gamma-rays*, [arXiv:1105.4230](#).
- [113] **The Fermi LAT** Collaboration, M. Ackermann *et. al.*, *Measurement of separate cosmic-ray electron and positron spectra with the Fermi Large Area Telescope*, [arXiv:1109.0521](#).
- [114] D. E. McLaughlin, *Evidence in Virgo for the Universal Dark Matter Halo*, [astro-ph/9812242](#).
- [115] S. Schindler, B. Binggeli, and Boehringer, *Morphology of the Virgo Cluster: Gas versus Galaxies*, [astro-ph/9811464](#).
- [116] M. Paolillo, G. Fabbiano, G. Peres, and D. W. Kim, *Deep ROSAT-HRI observations of the NGC 1399/NGC 1404 region: morphology and structure of the X-ray halo*, *Astrophys. J.* **565** (2002) 883–907, [[astro-ph/0109342](#)].
- [117] J. D. Murphy, K. Gebhardt, and J. J. Adams, *Galaxy Kinematics with VIRUS-P: The Dark Matter Halo of M87*, *Astrophys. J.* **729** (2011) 129, [[arXiv:1101.1957](#)].
- [118] M. J. Drinkwater, M. D. Gregg, and M. Colless, *Substructure and dynamics of the Fornax Cluster*, [astro-ph/0012415](#).
- [119] P. Cote, D. E. McLaughlin, J. G. Cohen, and J. P. Blakeslee, *Dynamics of the Globular Cluster System Associated with M49 (NGC4472): Cluster Orbital Properties and the Distribution of Dark Matter*, *Astrophys. J.* **591** (2003) 850–877, [[astro-ph/0303229](#)].
- [120] N. Okabe, Y. Okura, and T. Futamase, *Weak Lensing Mass Measurements of Substructures in COMA Cluster with Subaru/Suprime-Cam*, *Astrophys. J.* **713** (2010) 291–303, [[arXiv:1001.2402](#)].
- [121] A. Bonafede *et. al.*, *The Coma cluster magnetic field from Faraday rotation measures*, [arXiv:1002.0594](#).
- [122] A. Bonafede *et. al.*, *Fractional polarization and magnetic fields in the ICM*, [arXiv:1103.0277](#).
- [123] H. Pagels and J. R. Primack, *Supersymmetry, Cosmology and New TeV Physics*, *Phys. Rev. Lett.* **48** (1982) 223.
- [124] M. Bolz, A. Brandenburg, and W. Buchmüller, *Thermal Production of Gravitinos*, *Nucl. Phys.* **B606** (2001) 518–544, [[hep-ph/0012052](#)].
- [125] J. Pradler and F. D. Steffen, *Thermal Gravitino Production and Collider Tests of Leptogenesis*, *Phys. Rev.* **D75** (2007) 023509, [[hep-ph/0608344](#)].
- [126] W. Buchmüller, M. Endo, and T. Shindou, *Superparticle Mass Window from Leptogenesis and Decaying Gravitino Dark Matter*, *JHEP* **11** (2008) 079, [[arXiv:0809.4667](#)].

- [127] J. Pradler and F. D. Steffen, *Constraints on the reheating temperature in gravitino dark matter scenarios*, *Phys. Lett.* **B648** (2007) 224–235, [[hep-ph/0612291](#)].
- [128] K. Nakayama, F. Takahashi, and T. T. Yanagida, *Constraint on the gravitino mass in hybrid inflation*, *JCAP* **1012** (2010) 010, [[arXiv:1007.5152](#)].
- [129] M. Fukugita and T. Yanagida, *Baryogenesis Without Grand Unification*, *Phys. Lett.* **B174** (1986) 45.
- [130] W. Buchmüller, P. Di Bari, and M. Plumacher, *Leptogenesis for pedestrians*, *Ann. Phys.* **315** (2005) 305–351, [[hep-ph/0401240](#)].
- [131] J. R. Ellis, D. V. Nanopoulos, and S. Sarkar, *The Cosmology of Decaying Gravitinos*, *Nucl. Phys.* **B259** (1985) 175.
- [132] S. Sarkar, *Big bang nucleosynthesis and physics beyond the standard model*, *Rept. Prog. Phys.* **59** (1996) 1493–1610, [[hep-ph/9602260](#)].
- [133] M. Kawasaki, K. Kohri, and T. Moroi, *Big-bang nucleosynthesis and hadronic decay of long-lived massive particles*, *Phys. Rev.* **D71** (2005) 083502, [[astro-ph/0408426](#)].
- [134] M. Pospelov, *Particle physics catalysis of thermal big bang nucleosynthesis*, *Phys. Rev. Lett.* **98** (2007) 231301, [[hep-ph/0605215](#)].
- [135] K. Hamaguchi, T. Hatsuda, M. Kamimura, Y. Kino, and T. T. Yanagida, *Stau-catalyzed $Li-6$ production in big-bang nucleosynthesis*, *Phys. Lett.* **B650** (2007) 268–274, [[hep-ph/0702274](#)].
- [136] M. Pospelov, J. Pradler, and F. D. Steffen, *Constraints on Supersymmetric Models from Catalytic Primordial Nucleosynthesis of Beryllium*, *JCAP* **0811** (2008) 020, [[arXiv:0807.4287](#)].
- [137] M. Kawasaki, K. Kohri, T. Moroi, and A. Yotsuyanagi, *Big-Bang Nucleosynthesis and Gravitino*, *Phys. Rev.* **D78** (2008) 065011, [[arXiv:0804.3745](#)].
- [138] S. Bobrovskiy, W. Buchmüller, J. Hajer, and J. Schmidt, *Broken R-Parity in the Sky and at the LHC*, *JHEP* **10** (2010) 061, [[arXiv:1007.5007](#)].
- [139] **Particle Data Group** Collaboration, K. Nakamura *et. al.*, *Review of particle physics*, *J. Phys.* **G37** (2010) 075021.
- [140] **ATLAS** Collaboration, G. Aad *et. al.*, *Combined exclusion reach of searches for squarks and gluinos using final states with jets, missing transverse momentum, and zero or one lepton, with the atlas detector in $s = 7$ tev proton-proton collisions*, <http://cdsweb.cern.ch/record/1345745/files/ATLAS-CONF-2011-064.pdf>.
- [141] M. A. Diaz, S. G. Saenz, and B. Koch, *Gravitino Dark Matter and Neutrino Masses in Partial Split Supersymmetry*, *Phys. Rev.* **D84** (2011) 055007, [[arXiv:1106.0308](#)].
- [142] S. Bobrovskiy, W. Buchmüller, J. Hajer, and J. Schmidt, *Quasi-stable neutralinos at the LHC*, [arXiv:1107.0926](#).

- [143] B. Mukhopadhyaya, S. Roy, and F. Vissani, *Correlation between neutrino oscillations and collider signals of supersymmetry in an R-parity violating model*, *Phys. Lett.* **B443** (1998) 191–195, [[hep-ph/9808265](#)].
- [144] E. J. Chun and J. S. Lee, *Implication of Super-Kamiokande data on R-parity violation*, *Phys. Rev.* **D60** (1999) 075006, [[hep-ph/9811201](#)].