

Vertex unfoldings of tight polyhedra

Toshiki Endo*

Yuki Suzuki†

Abstract

The unfolding of a polyhedron along its edges is known as a vertex unfolding if adjacent faces are allowed to be connected not only at an edge but also at a vertex. Demaine et al. [1] showed that every triangulated polyhedron has a vertex unfolding. We extend this result to a tight polyhedron, where a polyhedron is tight if its non-triangular faces are mutually non-incident.

1 Introduction

We investigate a procedure to cut open a polyhedron along its edges and unfold it to a connected flat piece without overlap. The unfolding needs to consist of the faces of the polyhedron joined along the edges. This type of unfolding has been referred to as *edge unfolding* or simply *unfolding*. It is known that some non-convex polyhedra have no edge unfoldings. However, no example of a convex polyhedron that has no edge unfolding is known. The determination of whether every convex polyhedron has an edge unfolding is a long-standing open problem. The difficulty of this question led to the exploration of other unfoldings that have a broader definition of edge unfolding. We pay attention to a *vertex unfolding* that permits two faces joined not only at an edge but also at a vertex, that is, the resulting piece may have a disconnected interior. See [2, §22] for details of edge unfolding and vertex unfolding.

In [1], Demaine et al. showed the following, where they proved conclusively that \mathcal{P} does not need to be a polyhedron, but may be a connected triangulated 2-manifold, possibly with boundaries.

Theorem 1.1 (Demaine et al [1]) *Let \mathcal{P} be a polyhedron. If \mathcal{P} is triangulated, then it has a vertex unfolding.*

We broadly describe the proof of Theorem 1.1 here and describe it in detail in the following sections. Their algorithm [1] first finds a spanning path from triangle to triangle on the surface of the polyhedron, connecting through common vertices, and further, lays out the triangles along a line without overlap.

Their method is based on the condition that all faces are triangular, and the existences of the face path and the line-layout of it might actually fail for a polyhedron with non-triangular faces. For example, the truncated cube has no face path since its six octagons are inadequate to lay out eight triangles along a line, and if a face path consists of isosceles trapezoids, a local overlap might occur in a long strip.

*Jiyu Gakuen College, endo@prf.jiyu.ac.jp

†Faculty of Science Division II, Tokyo University of Science, j2111076@ed.tus.ac.jp

In this paper, we fix these problems and make progress on Theorem 1.1 for a polyhedron with non-triangular faces. A (possibly non-convex) polyhedron \mathcal{P} is *tight* if no two non-triangular faces share a vertex. Examples of tight polyhedra are the snub cube, snub dodecahedron, pyramids, and antiprisms. The main theorem in this paper is as follows.

Theorem 1.2 *Let \mathcal{P} be a polyhedron. If \mathcal{P} is tight, then it has a vertex unfolding.*

Figure 1 shows a vertex unfolding of the pentagonal antiprism. Our proof basically depend on the method in [1]. We will describe it in Sections 2-4. Our new result is a graph theoretical part of it, which is contained in Section 2.

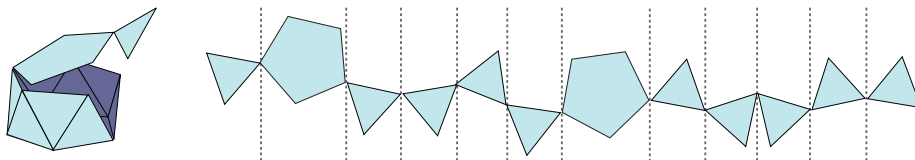


Figure 1: Vertex unfolding of the pentagonal antiprism

2 Hamiltonian vertex-face tour

In this section, we observe tight polyhedra from a graph theoretical standpoint. We use standard terminology and notations of graph theory, for examples, see [3]. By Steinitz's theorem, a surface of a polyhedron corresponds to a 3-connected plane graph. Thus, we also call a 3-connected plane graph *tight* if its non-triangular faces are mutually non-incident. We prepare some more definitions.

Let G be a tight graph. A disjoint union T of closed alternating sequences of vertices v_i and faces f_i of G is called a *spanning vertex-face tour* if each face of G appears exactly once in T and each closed component $(v_1, f_1, v_2, f_2, \dots, v_k, f_k, v_1)$ satisfies that v_i and v_{i+1} are distinct and both are incident to the face f_i for $i = 1, 2, \dots, k$ (indices are taken modulo k). Some vertex of G may be repeated in T ; conversely, some vertex may not appear in T . If a spanning vertex-face tour T is connected, then T is called a *Hamiltonian vertex-face tour*.

Next, we define two operations on a spanning vertex-face tour T . Let $f = uvx$ and $f' = uvy$ be two adjacent triangular faces of G . We refer to the operation of replacing (u, f, x) and (v, f', y) with (v, f, x) and (u, f', y) , respectively, as the *switching* operation, and the operation of replacing (u, f, x) and (u, f', y) with (v, f, x) and (v, f', y) , respectively, as the *reflecting* operation (Figure 2). Note that simultaneous changing of combinations between vertices and faces at several triangular faces of T , such as in a switching operation or reflecting operation, may produce another spanning vertex-face tour T' . In general, we refer to such operations as *triangular recombinations*.

First, we prove the following lemma.

Lemma 2.1 *Let G be a tight graph. Let $F^* = \{f_1, f_2, \dots, f_m\}$ be the set of all non-triangular faces of G , and let v_i and v'_i be distinct vertices of f_i for $i = 1, 2, \dots, m$. If G has a spanning vertex-face tour T , then G has a spanning vertex-face tour T' containing each (v_i, f_i, v'_i) for $i = 1, 2, \dots, m$.*

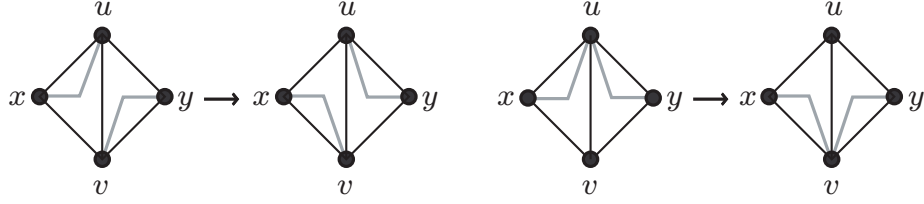


Figure 2: Switching operation (left) and reflecting operation (right)

PROOF. For simplicity, let $f = v_1v_2 \cdots v_n$ denotes any non-triangular face of G . Let g_i be the triangular face adjacent to f by sharing $v_i v_{i+1}$ for $i = 1, 2, \dots, n$ (indices are taken modulo n), and let u_i be the remaining vertex of g_i for $i = 1, 2, \dots, n$.

We only have to show that if T contains (v_1, f, v_k) for some $2 \leq k \leq n-1$, then T can be converted to a spanning vertex-face tour T' containing (v_1, f, v_{k+1}) instead of (v_1, f, v_k) by performing only triangular recombinations.

Case 1: T contains (u_k, g_k, v_k) or (u_k, g_k, v_{k+1}) .

In this case, we can obtain T' from T by replacing (v_1, f, v_k) with (v_1, f, v_{k+1}) , and simultaneously by replacing (u_k, g_k, v_k) with (u_k, g_k, v_{k+1}) in the former case and (u_k, g_k, v_{k+1}) with (u_k, g_k, v_k) in the latter case.

Case 2: T contains (v_k, g_k, v_{k+1}) .

In this case, we check the triangular faces incident to v_i from $i = k+1, k+2, \dots, n-1, n, 1, 2, \dots, k$ in turn. For $i = k+1, k+2, \dots, n-1, n, 1, 2, \dots, k$, if they exist, let $h_i^1, \dots, h_i^{p_i-3}$ be the triangular faces incident to v_i between g_{i-1} and g_i and opposite to f in cyclic order, where $p_i = \deg v_i$, and let $w_i^1, w_i^2, \dots, w_i^{p_i-4}$ be the vertices incident to v_i from u_{i-1} to u_i .

First, we examine the triangular faces incident to v_{k+1} . If T contains $(u_k, h_{k+1}^1, w_{k+1}^1)$, then the switching operation at g_k and h_{k+1}^1 leads this case to Case 1. If T contains $(v_{k+1}, h_{k+1}^1, w_{k+1}^1)$, then the reflecting operation at g_k and h_{k+1}^1 again leads this case to Case 1. Thus, T must contain $(v_{k+1}, h_{k+1}^1, u_k)$. By repeating this argument, we can say that T contains $(v_{k+1}, g_{k+1}, u_{k+1})$.

Second, we check the triangular faces incident to v_{k+2} , and we can say that T contains $(v_{k+2}, g_{k+2}, u_{k+2})$. Repeating this argument, we finally deduce that T contains $(v_k, h_k^{p_k-3}, w_k^{p_k-4})$. Thus, we can apply the reflecting operation at $h_k^{p_k-3}$ and g_k , which leads this case to Case 1. \square

Remark 2.2 In the proof of Lemma 2.1, we can choose a triangular face f as a member of F^* if the faces incident to f are all triangular faces.

Next, we prove the following lemma.

Lemma 2.3 *Let G be a plane triangulation. Then G has a spanning vertex-face tour T .*

In order to prove Lemma 2.3, we use Wagner's theorem [4], which states that every triangulation can be transformed into the standard triangulation by a finite sequence of diagonal flips. Here, the operation *diagonal flip* is defined as follows. Let uv be an edge of a triangulation G . Let uvx and uvy be the faces incident to uv . Then x and y are distinct vertices unless $= K_3$. If x and y are not adjacent, then a diagonal flip is performed to

obtain a new triangulation G' from G by deleting uv and adding the edge xy (Figure 3). The standard triangulation is defined as illustrated in Figure 4. Note that the standard triangulation has a Hamiltonian vertex-face tour.

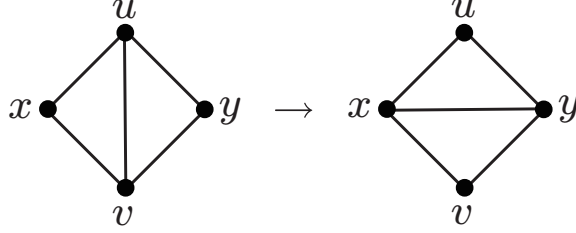


Figure 3: Diagonal flip

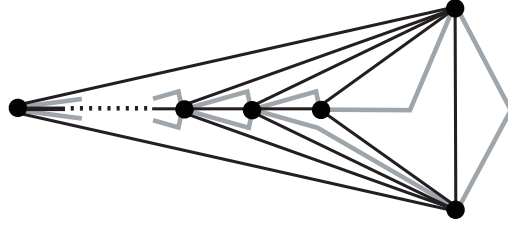


Figure 4: Standard triangulation and Hamiltonian vertex-face tour (gray line)

PROOF. Let $f_1 = v_1v_2v_3$ and $f_2 = v_3v_4v_1$ be two adjacent faces of G , G' be the triangulation obtained from G by performing the diagonal flip at v_1v_3 , and $f'_1 = v_2v_3v_4$ and $f'_2 = v_4v_1v_2$ be the new faces of G' . From Wagner's theorem and the fact in Figure 4, we only have to show that if G has a spanning vertex-face tour T then G' has a spanning vertex-face tour T' .

Let g_1 and g_2 be triangular faces of G that are adjacent to f_1 by sharing v_1v_2 and v_2v_3 , respectively, let g_3 and g_4 be triangular faces of G that are adjacent to f_2 by sharing v_3v_4 and v_4v_1 , respectively, and let u_i be the remaining vertex of g_i for $i = 1, 2, 3, 4$.

If they exist, let $h_i^1, h_i^2, \dots, h_i^{p_i-3}$ for $i = 2, 4$ and $h_i^1, h_i^2, \dots, h_i^{p_i-4}$ for $i = 1, 3$ be the triangular faces that are incident to v_i and between g_{i-1} and g_i but opposite to f_1 and f_2 in cyclic order, where $p_i = \deg_G v_i$. Let $w_i^1, w_i^2, \dots, w_i^{p_i-4}$ for $i = 2, 4$ and $w_i^1, w_i^2, \dots, w_i^{p_i-5}$ for $i = 1, 3$ be the vertices incident to v_i from u_{i-1} to u_i . We divide the proof into four cases.

Case 1: T contains (v_2, f_1, v_3) and (v_4, f_2, v_1) .

In this case, we can obtain T' from T by replacing (v_2, f_1, v_3) and (v_4, f_2, v_1) with (v_2, f'_1, v_3) and (v_4, f'_2, v_1) , respectively.

Case 2: T contains (v_1, f_1, v_3) and (v_4, f_2, v_1) .

We consider the triangular faces incident to v_2 from g_1 to g_2 in turn. If T contains (u_1, g_1, v_2) , then the switching operation at f_1 and g_1 leads the case to Case 1. If T contains (u_1, g_1, v_1) , then the reflecting operation at f_1 and g_1 again leads the case to Case 1. Thus, T must contain (v_2, g_1, v_1) . Next, we consider h_2^1 and similarly we can say that T must contain (v_2, h_2^1, u_1) ; by repeating this argument until we reach g_2 , we can say that T contains (v_2, g_2, u_2) .

Further, we examine the triangular faces incident to v_3 , and similarly we can say that T contains $(v_3, h_3^1, u_2), (v_3, h_3^2, w_3^1), \dots, (v_3, g_3, u_3)$. Repeating this argument for v_3, v_4 , and finally v_1 in turn, we can say that T contains $(v_1, h_1^{p_1-4}, w_1^{p_1-5})$. Thus, we can apply the reflecting operation at g_1 and $h_1^{p_1-4}$.

Case 3: T contains (v_1, f_1, v_2) and (v_4, f_2, v_1) .

In this case, we consider the triangular faces incident to v_3 from g_2 to g_3 in turn. If T contains (u_2, g_2, v_3) , then the switching operation at f_1 and g_2 leads the case to Case 2. If T contains (u_2, g_2, v_2) , then the reflecting operation at f_1 and g_2 again leads the case to Case 2. Thus, T must contain (v_3, g_2, v_2) . Similarly, we can say that T contains $(v_3, h_3^1, u_2), (v_3, h_3^2, w_3^1), \dots, (v_3, g_3, u_3)$. Thus, if we perform the switching operation at g_3 and f_2 , the situation becomes a symmetric version of Case 2.

Case 4: T contains (v_1, f_1, v_3) and (v_3, f_2, v_1) .

In this case, we consider the triangular faces incident to v_3 from g_2 to g_3 in turn. If T contains (u_2, g_2, v_2) , then the switching operation at f_1 and g_2 leads the case to the symmetric version of Case 2. If T contains (u_2, g_2, v_3) , then the reflecting operation at f_1 and g_2 again leads the case to the symmetric version of Case 2. Thus, T must contain (v_3, g_2, v_2) . Similarly, we can say that T contains $(v_3, h_3^1, u_2), (v_3, h_3^2, w_3^1), \dots, (v_3, g_3, u_3)$. Thus, if we apply the reflecting operation at g_3 and f_2 , the situation becomes the same as Case 2. \square

Lemma 2.4 *Let G be a tight graph. Then G has a spanning vertex-face tour T .*

PROOF. We prove this by applying a double-induction on the size and the number of the maximum face of G .

Case 1: G has no non-triangular faces.

This case follows from Lemma 2.3.

Case 2: The maximum face size of G is at least four.

Let $f = v_1v_2 \cdots v_n$ be a face with the maximum size ($n \geq 4$). From the planarity of G , we may assume that $G' = G + v_1v_3$ is tight. Let $f' = v_1v_2v_3$ and $f'' = v_3v_4 \cdots v_nv_1$ be the new faces of G' . From the inductive hypothesis, G' has a spanning vertex-face tour T' . We show that G has a spanning vertex-face tour T .

From Lemma 2.1 and Remark 2.2, we may assume that T' contains (v_1, f'', v_3) . Therefore, if T' contains (v_2, f', v_1) , then we can obtain T from T' by replacing (v_2, f', v_1) and (v_1, f'', v_3) with (v_2, f, v_3) ; the case where T' contains (v_2, f', v_3) is similar. Thus, we may assume that T' contains (v_1, f', v_3) .

We consider the triangular faces incident to v_i from $i = 3, 4, \dots, n$ in turn. Let g_2 be the triangular face adjacent to f' sharing v_2v_3 , and for $i = 3, 4, \dots, n$, let g_i be the triangular face adjacent to f'' sharing v_iv_{i+1} (indices are taken modulo n). Further, let u_i be the remaining vertex of g_i for $i = 2, 3, \dots, n$.

First, we examine the triangular faces incident to v_3 from g_2 to g_3 . If they exist, let $h_3^1, h_3^2, \dots, h_3^{p_3-4}$ be the triangular faces between g_2 and g_3 in cyclic order, where $p_3 = \deg_{G'} v_3$, and let $h_3^1 = v_3u_2w_3^1, h_3^j = v_3w_3^{j-1}w_3^j$ for $j = 2, 3, \dots, p_3-6$, and $h_3^{p_3-4} = v_3w_3^{p_3-5}u_3$. If T' contains (v_2, g_2, u_2) , then the switching operation at f' and g_2 yields a new spanning vertex-face tour containing (v_1, f', v_2) , and if T' contains (v_3, g_2, u_2) , then the reflecting operation at f' and g_2 yields a new vertex-face tour containing (v_1, f', v_2) , and in both cases, we can obtain T by replacing (v_1, f', v_2) and (v_1, f'', v_3) with (v_2, f, v_3) . Thus, T'

must contain (v_3, g_2, v_2) . By repeating this argument from h_3^1 to g_3 , we can say that T' contains (v_3, g_3, u_3) . Thus, we can obtain a new vertex-face tour by replacing (v_1, f'', v_3) and (v_3, g_3, u_3) with (v_1, f'', v_4) and (v_4, g_3, u_3) , respectively. In this case, we can obtain T by replacing (v_1, f', v_3) , (v_1, f'', v_4) with (v_3, f, v_4) . \square

Lemma 2.5 *Let G be a tight graph. Let $F^* = \{f_1, f_2, \dots, f_m\}$ be the set of all non-triangular faces of G , and let v_i and v'_i be distinct vertices of f_i for $i = 1, 2, \dots, m$. If G has a spanning vertex-face tour T' containing each (v_i, f_i, v'_i) for $i = 1, 2, \dots, m$, then G has a Hamiltonian vertex-face tour T'' containing each (v_i, f_i, v'_i) for $i = 1, 2, \dots, m$.*

PROOF. We show that T' can be converted to be a connected spanning vertex-face tour by performing only a series of triangular recombinations. Suppose that T' is disconnected at two adjacent faces g_1 and f_1 . We may assume that $g_1 = v_1v_2u_1$ is a triangular face. Let $f_1 = v_1v_2 \cdots v_n$. We divide the proof into two cases.

Case 1: $n = 3$.

In this case, we may assume that two components of T' containing (v_1, g_1, u_1) and (v_2, f_1, v_3) are disconnected. Thus, we can make the two components connected by performing the switching operation at g_1 and f_1 .

Case 2: $n \geq 4$.

Suppose that T' contains (v_{k_1}, f_1, v_{k_2}) for some k_1 and k_2 . Then T' must contain $(v_{k_1}, h_{k_1}^l, w_l)$ for some triangular face $h_{k_1}^l$ incident to v_{k_1} , and for some vertex w_l of $h_{k_1}^l$. Now, $h_{k_1}^l$ is connected to g_1 by a path of triangular faces, and it holds from Case 1 that they can become connected by triangular recombinations. \square

Our goal is the following.

Theorem 2.6 *Let G be a tight graph. Let $F^* = \{f_1, f_2, \dots, f_m\}$ be the set of all non-triangular faces of G , and let v_i and v'_i be distinct vertices of f_i for $i = 1, 2, \dots, m$. Then G has a Hamiltonian vertex-face tour containing each (v_i, f_i, v'_i) for $i = 1, 2, \dots, m$.*

PROOF. Let G be a tight graph. From Lemma 2.4, G has a spanning vertex-face tour T . Then, from Lemma 2.1, G has a spanning vertex-face tour T' containing each (v_i, f_i, v'_i) . Thus, from Lemma 2.5, G has a Hamiltonian vertex-face tour T'' containing each (v_i, f_i, v'_i) . \square

3 Non-crossing Hamiltonian face path

For a polyhedron \mathcal{P} and its graph G , a Hamiltonian vertex-face tour of G guarantees an existence of a path of the faces of \mathcal{P} . We call it a *Hamiltonian face path* of \mathcal{P} . However, the path might cross itself in the sense that it contains the pattern $(\cdots, f_1, v, f_3, \cdots, f_2, v, f_4, \cdots)$ with the faces f_1, f_2, f_3, f_4 incident to a vertex v appearing in cyclic order. This make it physically impossible for the faces of an unfolding to be a single piece. Hence, we need to detect a non-crossing path. A face path of \mathcal{P} (likewise, a vertex-face tour of G) is *non-crossing* if it has no patterns as that described above.

Lemma 3.1 *In Theorem 2.6, any Hamiltonian vertex-face tour of G can be converted to a non-crossing one.*

PROOF. This is contained in [1]. The key point of the proof is as follows. Suppose that a Hamiltonian vertex-face tour T crosses at a vertex v . Let f_1, f_2, \dots be the faces passing through v in T in cyclic order. We remove the face path of $(\dots, f_1, v, f_2, \dots)$ from T as depicted in Figure 5. If the resulting tour is disconnected, then we remove the face path of $(\dots, f_2, v, f_3, \dots)$ instead of the above from T such that the resulting tour is connected. By repeating this operation at every vertex of G , we obtain a non-crossing Hamiltonian vertex-face tour. \square

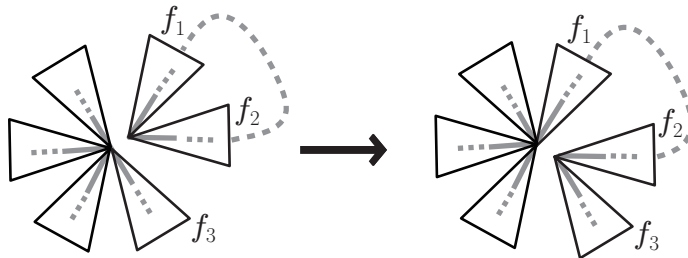


Figure 5: Converting a Hamiltonian vertex-face tour into a non-crossing one

4 Layout of a face path

In this section, we exhibit the procedure to lay out the faces of a tight polyhedron \mathcal{P} to form a vertex unfolding. First, we show the following.

Lemma 4.1 *Let \mathcal{F} be a (possibly non-convex) polygon with four sides or more. Then, there are two vertices u, v of \mathcal{F} and an arrangement of \mathcal{F} in a vertical interval of the plane with u and v on its left and right boundaries, respectively.*

PROOF. We only have to choose u and v such that the length of segment \overline{uv} is longest among all diagonals and edges of \mathcal{F} . \square

PROOF OF THEOREM 1.2. Let \mathcal{P} be a tight polyhedron. Consider the graph G of \mathcal{P} . From Lemma 3.1, G has a non-crossing Hamiltonian vertex-face tour T . Let \mathcal{T} be the corresponding face path of \mathcal{P} . We may assume from Theorem 2.6 that \mathcal{T} uses the vertices of Lemma 4.1 in each non-triangular face.

Now, we can arrange the faces as follows; this is a consequence of Lemma 22.6.2 in textbook [2]. Suppose inductively that \mathcal{P} has been laid out along a line up to face f_{i-1} with all faces left of vertex v_i , which is the rightmost vertex of f_{i-1} . Let (v_i, f_i, v_{i+1}) be the next face in \mathcal{T} . If f_i is a triangular face, rotate f_i around v_i such that f_i lies horizontally between or at the same horizontal coordinate as v_i and v_{i+1} . If f_i is a non-triangular face, we can use Lemma 4.1. Repeating this process along \mathcal{T} produces a non-overlapping layout of the faces of \mathcal{P} . Thus, \mathcal{P} has a vertex unfolding. \square

References

- [1] E. D. Demaine, D. Eppstein, G. W. Hart, and J. O'Rourke, Vertex-unfoldings of simplicial manifolds, in *Discrete Geometry* (ed. Andras Bezdek), Marcel Dekker, New York, 2003, 215–228.

- [2] E. D. Demaine and J. O'Rourke, *Geometric Folding Algorithms: Linkages, Origami, Polyhedra*, Cambridge University Press, Cambridge (2007).
- [3] R. Diestel, *Graph Theory (3e)*, Graduate Texts in Mathematics No. 173, Springer (2005).
- [4] K. Wagner, Bemerkung zum Vierfarbenproblem, *Jber. Deutsch. Math.-Verein.* 46 (1936), 26–32.