

Exclusive production of vector mesons in γp and pp collisions.

A. Cisek^a, W. Schäfer^{a, *}, A. Szczurek^{a, b}

^aInstitute of Nuclear Physics PAN, PL-31-342 Cracow, Poland

^bUniversity of Rzeszów, PL-35-959 Rzeszów, Poland

The dominant mechanism for the central exclusive production of vector meson in pp and $p\bar{p}$ collisions is the γP fusion. As a building block for the pp reaction, the amplitude for photoproduction $\gamma p \rightarrow Vp$ is calculated in a pQCD k_T -factorization approach. We will present results for several vector mesons: ρ , ω , ϕ , J/Ψ and Υ . The total cross section for diffractive mesons production as a function of energy and photon virtuality is calculated. We will present dependence on the mass of the quark for light mesons. The results for $\gamma p \rightarrow Vp$ photoproduction depend on the model of the meson wave function. We compare our results with a HERA data for photon-proton collisions. Finally we turn to pp collisions, and we present distribution in rapidity, transverse momentum of vector mesons and azimuthal angle between outgoing protons for Tevatron and LHC energies. The absorption effects will be discussed.

1. Introduction

Photoproduction of the vector mesons in photon-proton collisions is interesting from both experimental and theoretical side. It was studied intensively by many people. Photoproduction process $\gamma p \rightarrow Vp$ has been measured at HERA. When calculating the cross section for photoproduction at high energies, the two main ingredients are the unintegrated gluon distribution function and the quark-antiquark wave function of the vector meson. Photoproduction of vector mesons can be also studied in proton-proton or proton-antiproton collisions, where it is the dominant mechanism of exclusive production of vector mesons at central rapidities. We refer to this production mechanism also as photon-Pomeron fusion [1]. For an evaluation of differential distributions it is important to include the effect of absorptive corrections. The HERA data on photoproduction of vector mesons constrain the exclusive production at Tevatron for not too large rapidity of the vector meson.

2. Photoproduction $\gamma p \rightarrow Vp$ at HERA

The amplitude for the reaction is shown schematically in Fig.1. The full amplitude for this process can be written as (see Refs.[1,2,3]):

$$\mathcal{M}_{L,T}(W, \Delta^2, Q^2) = (i + \rho_{L,T}) \Im m \mathcal{M}_{L,T}(W, \Delta^2 = 0, Q^2) \times \exp \frac{(-B(W)\Delta^2)}{2}, \quad (1)$$

where $\rho_{L,T}$ is a ratio of real and imaginary part of the amplitude for longitudinal and transverse po-

*For following authors with the same address use the \addressmark command.

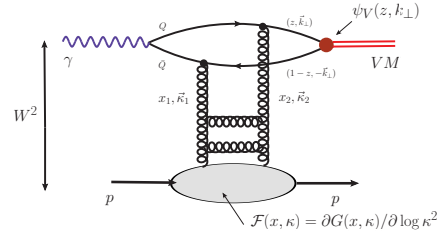


Figure 1. A sketch of the amplitude for exclusive photoproduction $\gamma p \rightarrow Vp$.

larization of the photon and $B(W)$ is slope parameter which depends on energy: $B(W) = B_0 + 2\alpha'_{eff} \log \left(\frac{W^2}{W_0^2} \right)$. We have different B_0 for different mesons. These values can be found in Refs. [1,4,5,6,7]. The imaginary part of the amplitude depends on the unintegrated gluon distribution function and on the wave function of the vector meson. The explicit form of the amplitude for longitudinal and transverse polarization can be found in Refs. [2,1].

Our amplitude is normalized to the cross section:

$$\sigma_{L,T}(\gamma p \rightarrow Vp) = \frac{1 + \rho_{L,T}^2}{16\pi B(W)} \left| \frac{\Im m \mathcal{M}_{L,T}(W, \Delta^2)}{W^2} \right|^2. \quad (2)$$

We calculated separately cross section for transverse (σ_T) and longitudinal (σ_L) polarizations. The full cross section is a sum of these two components. In our calculation we used two types of model wave func-

tions, Gaussian:

$$\psi_{1S}(p^2) = C_1 \exp\left(-\frac{p^2 a_1^2}{2}\right),$$

$$\psi_{2S}(p^2) = C_2 \left(\xi_0 - p^2 a_2^2\right) \exp\left(-\frac{p^2 a_2^2}{2}\right) \quad (3)$$

and Coulomb-like wave functions:

$$\begin{aligned} \psi_{1S}(p^2) &= \frac{C_1}{\sqrt{M}} \frac{1}{(1 + a_1^2 p^2)^2}, \\ \psi_{2S}(p^2) &= \frac{C_2}{\sqrt{M}} \frac{\xi_0 - a_2^2 p^2}{(1 + a_2^2 p^2)^3}. \end{aligned} \quad (4)$$

The parameters of the wave function are obtained from fitting the decay widths into $e^+ e^-$.

2.1. Numerical results and HERA data

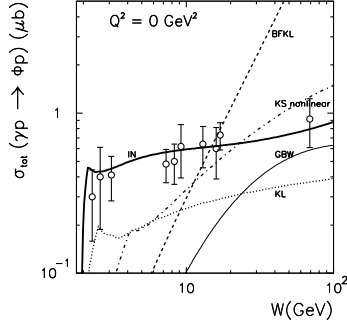


Figure 2. Total cross section for $\gamma p \rightarrow \phi p$ as a function of energy. Results for different models UDDF function. Experimental data can be found in Refs.[8,9].

In Figs.2 the total cross section for photoproduction $\gamma p \rightarrow \phi p$ is shown as a function of photon-proton center of-mass energy for $Q^2 = 0$. We present results for different models of UGDF function. The thick solid line is for the Ivanov-Nikolaev model, the dash-dotted line is for the Kutak-Stasto model, the dashed line is for the BFKL, the dotted line is for the Kharzeev-Levin UGDF and the thin solid line is for the Golec-Biernat-Wüsthoff model. We can see that Ivanov-Nikolaev UGDF the best describes experimental data.

The total cross section at finite Q^2 is a sum of transverse and longitudinal components. In Fig.3 we

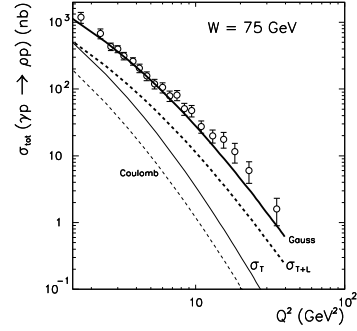


Figure 3. Cross section as a function of Q^2 for photo-production ($W = 75$ GeV) mesons rho. Experimental data are taken from Ref.[10].

present total and transverse cross section for the energy $W = 75$ GeV. This cross section is a function of Q^2 . The thick lines are for the Gaussian wave function and thin lines are for Coulomb wave function. The solid lines are for total cross section and the dashed lines are for transverse cross section. We compare our results with experimental data of the ZEUS Collaboration.

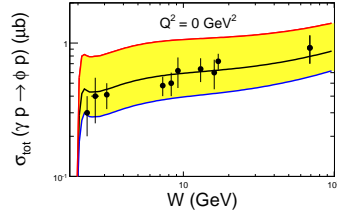


Figure 4. Total cross section for $\gamma p \rightarrow \phi p$ as a function of energy. Different values of the strange quark mass. Experimental data can be found in Refs.[8,9].

In Fig.4 the total cross section as a function of photon-proton center of-mass energy for $Q^2 = 0$. We show results for three different values of the strange quark mass. The red (upper) line is for $m_s = 0.37$ GeV, blue (lower) line for $m_s = 0.50$ GeV and the black line (which goes through the data points) for $m_s = 0.45$ GeV. We can see that the results for $m_s = 0.45$ GeV give the best description of the experimen-

tal data..

$$M^{(0)}(p_1, p_2) - \delta M(p_1, p_2) . \quad (5)$$

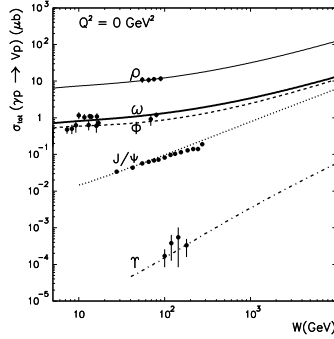


Figure 5. Total cross section as a function of energy for photoproduction ($Q^2 = 0 \text{ GeV}^2$) process ($\gamma p \rightarrow Vp$). Experimental data are taken from Refs.[8,9,10, 11].

In Fig.5 we present total cross section for different mesons. This cross section is a function of energy. We can see that for higher energy ($> 5 \text{ TeV}$) total cross sections for J/Ψ , ϕ and ω are very similar. The cross section for ρ meson is much bigger in the energy range considered here. Here we have presented results for the Gaussian wave function.

3. Exclusive photoproduction in $p\bar{p}$ collisions

The diagrams in (Fig.6) show schematically the amplitude with absorptive correction, including elastic rescattering. The full amplitude for $pp \rightarrow pVp$ or $p\bar{p} \rightarrow pV\bar{p}$ can be written as [1,6]:

$$M(p_1, p_2) = \int \frac{d^2 k}{(2\pi)^2} S_{el}(k) M^{(0)}(p_1 - k, p_2 + k) =$$

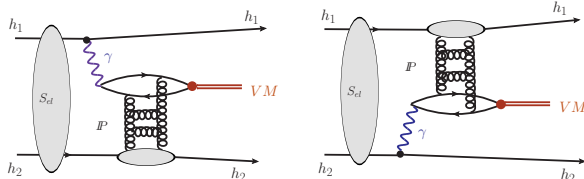


Figure 6. A sketch of the exclusive $pp \rightarrow pVp$.

In formula (5) $M^{(0)}(p_1, p_2)$ is the Born-amplitude (without absorption) for the process $pp \rightarrow pVp$ or $p\bar{p} \rightarrow pV\bar{p}$ which includes our amplitude for photoproduction and $\delta M(p_1, p_2)$ is the absorptive correction. We have calculated our amplitude for the Ivanov-Nikolaev unintegrated gluon distribution function and the Gaussian wave function. In formula (5) p_1 and p_2 are transverse momenta of outgoing protons. The differential cross section is given in terms M as:

$$d\sigma = \frac{1}{512\pi^4 s^2} |M|^2 dy dt_1 dt_2 d\varphi , \quad (6)$$

where φ is azimuthal angle between outgoing pp or $p\bar{p}$.

3.1. Numerical results for proton-proton and proton-antiproton collisions

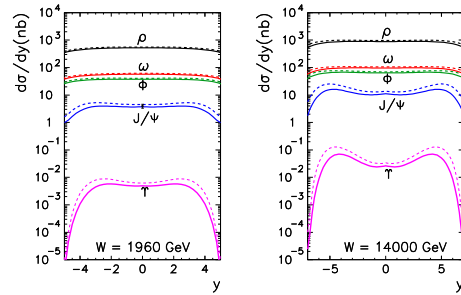


Figure 7. Rapidity spectrum of vector mesons for Tevatron (left panel) and LHC (right panel) energy [12].

In Fig.7 we show rapidity distribution for various vector meson in proton-antiproton collisions. Our results are compared with recent CDF data [12] for J/Ψ . The solid lines are for the amplitude with absorptive corrections and the dashed lines are for the amplitude without absorption.

In Fig.8 we show distributions in transverse momentum for Υ at the Tevatron energy: $y = 0$ (solid), $y = 2$ (dashed) and $y = 4$ (dotted) for different values of rapidity. We present results for bare amplitudes (left - upper) and for the amplitudes with absorptive corrections (right - upper). We show the ratio of the

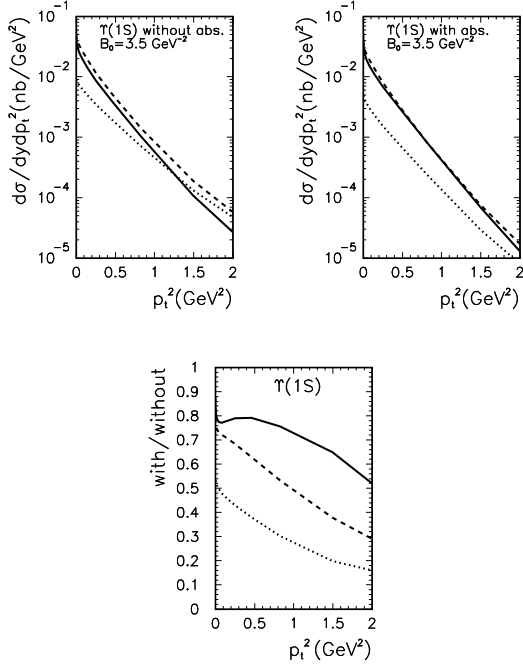


Figure 8. Invariant cross section $d\sigma/dydp_t^2$ as a function of p_t^2 for $\Upsilon(1S)$ at Tevatron energy. Left (upper): without absorption; Right (upper): with absorptive corrections. Center (lower): Ratio of cross sections with absorptive corrections included/switched off.

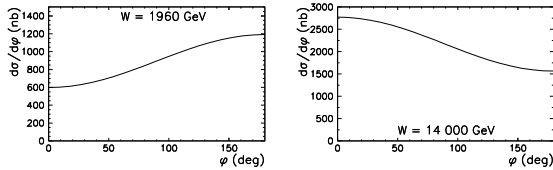


Figure 9. Distribution in azimuthal angle for ρ meson production at the Tevatron (left panel) and LHC (right panel) energies.

invariant cross section with to without absorptive corrections (center - lower). We can see that absorption effects depend on rapidity and p_t .

In Fig.9 we show the distribution in relative azimuthal angle between outgoing protons. The distributions are for the LHC (pp collisions) and Tevatron

($p\bar{p}$ collisions). The dependence on φ comes from the interference between γIP and $IP\gamma$ components. The interference is different for LHC (pp) and Tevatron ($p\bar{p}$) because proton and antiproton have opposite charges.

4. Conclusions

We have calculated the total cross section for diffractive vector meson photoproduction $\gamma p \rightarrow Vp$ in a pQCD-based model for ρ , ω , ϕ , J/Ψ and Υ . The results for photoproduction $\gamma p \rightarrow Vp$ depend on the model of the wave function and UGDFs function. The Gauss wave function better describes data than the Coulomb one. We can see that the Ivanov-Nikolaev unintegrated distribution the best describes experimental data. We have compared our results with a recent HERA data. Based on these photoproduction amplitudes, we have predicted cross sections for exclusive production of vector mesons in pp and $p\bar{p}$ collisions. In our calculation of hadronic processes we have included explicitly absorption effects. This effect depends on rapidity and p_t .

REFERENCES

1. A. Rybarska, W. Schäfer and A. Szczurek, Phys. Lett. B **668**, 126, (2008).
2. I. P. Ivanov, N. N. Nikolaev and A. A. Savin, Phys. Part. Nucl. **37**, 1, (2006).
3. I. P. Ivanov and N. N. Nikolaev, Phys. Rev. D **65**, 054004, (2002).
4. A. Cisek, W. Schäfer and A. Szczurek, Phys. Lett. **690**, 168, (2010).
5. A. Cisek, P. Lebiedowicz, W. Schäfer and A. Szczurek, Phys. Rev. **D83**, 114004 (2011).
6. W. Schäfer and A. Szczurek, Phys. Rev. **D76**, 094014, (2007).
7. A. Cisek, W. Schäfer and A. Szczurek, Phys. Rev. **D80**, 074013, (2009).
8. T. Aaltonen *et al.*, [ZEUS Collaboration], Phys. Lett. B **377**, 259, (1996).
9. J. Busenitz *et al.*, Phys. Rev. D. **40**, 1, (1989).
10. C. Adloff *et al.* [H1 Collaboration], Eur. Phys. J. C **13**, 371, (2000).
11. S. Chekanov *et al.* [ZEUS Collaboration], Phys. Lett. **B680** (2009) 4-12.
12. T. Aaltonen *et al.* [CDF Collaboration], Phys. Rev. Lett. **102**, 242001, (2009).