

Nuclear Data Resources for Capture gamma-Ray Spectroscopy and Related Topics

B. Pritychenko*

*National Nuclear Data Center, Brookhaven National Laboratory
Upton, NY 11973-5000, USA*

**E-mail: pritychenko@bnl.gov*

Nuclear reaction data play an important role in nuclear reactor, medical, and fundamental science and national security applications. The wealth of information is stored in internally adopted ENDF-6 and EXFOR formats. We present a complete calculation of resonance integrals, Westcott factors, thermal and Maxwellian-averaged cross sections for $Z=1-100$ using evaluated nuclear reaction data. The addition of newly-evaluated neutron reaction libraries, and improvements in data processing techniques allows us to calculate nuclear industry and astrophysics parameters, and provide additional insights on all currently available neutron-induced reaction data. Nuclear reaction calculations will be discussed and an overview of the latest reaction data developments will be given.

Keywords: Neutron Capture; Cross Sections; ENDF Libraries

1. Introduction

The value of compilation, evaluation and computer storage of neutron cross section data was first recognized in the early 50's¹ prompted by the urgent needs of nuclear industry. These cross sections were summarized in BNL-325 report and Evaluated Nuclear Data File (ENDF) library.^{2,3} Over the years, the nuclear data activities were extended to all low- and intermediate-energy nuclear physics topics.

Computer storage and worldwide dissemination of nuclear data strongly depend on the presently available computer technologies⁴ and data format developments. In present days, size and representation of nuclear data files are no longer limited by the computer hardware and software. However, for historic and consistency reasons, nuclear data are still stored in 80-character long formats.

For years, nuclear data research and developments were driven by nu-

clear science and technology applications. These developments evolved and lead to the creation of complementary products such as Experimental Nuclear Reaction Data (EXFOR) database.⁵ The overall nuclear data improvements, maturation and modern computer technologies created many new opportunities for nuclear reaction calculations, data mining and analysis. For the capture γ -ray spectroscopy purposes, we will concentrate on the selected nuclear astrophysics and reactor operation integral quantities that can be extracted from the beta version of ENDF/B-VII.1 β 3 library. Current results will be finalized by the end of this year during the public release of ENDF/B-VII.1 library.⁶

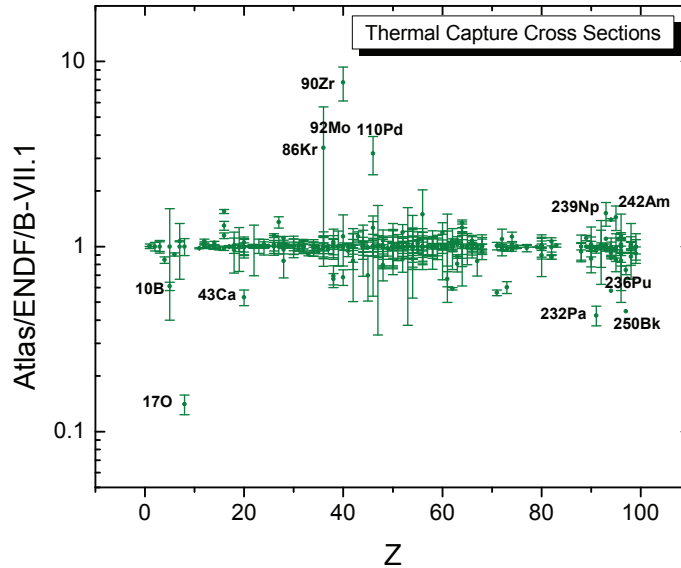


Fig. 1. Ratio of Atlas of Neutron Resonances² and ENDF/B-VII.1 β 3 thermal neutron capture cross sections.

2. ENDF Integral Quantities

Neutron capture cross sections govern the production of chemical elements in the AGB and red giant stars, safe operation of nuclear reactors, serve in nuclear structure measurements, etc. The low-energy neutron cross section values are often influenced by the contributions from resolved and unresolved resonance regions. To estimate these contributions across the whole

ENDF/B-VII.1 library range of nuclei⁶ and provide additional insights on the data quality for nuclear reactor and astrophysics applications, we have selected thermal and Maxwellian-averaged cross sections, resonance integrals and Westcott factors^{2,7} for calculation and further analysis. ENDF/B-VII.0³ and ENDF/B-VII.1 β ³ evaluated neutron cross sections were Doppler broadened using the code PREPRO⁸ with the precision of 0.1%. These reconstructed and linearized data were used to calculate the selected quantities using the definite Java integration method.⁹

The ratio of thermal $\sigma(n,\gamma)$ is shown in Fig. 1. Using the method of visual inspection we notice the deviations for light and medium nuclei and minor actinides evaluations. These differences, in the low- and medium-Z region, are attributed to the lack of or insufficient experimental data for ^{10}B , ^{17}O , ^{43}Ca , ^{86}Kr , ^{110}Pd , deficiencies for ^{58}Co , ^{92}Mo and recent re-evaluation of ^{90}Zr . While, in the actinide region, deviations are due to new evaluations from the Actinoid file.¹⁰

Neutron capture resonance integrals were calculated for 0.5 eV - 20 MeV incident neutron energy range and shown in Fig. 2. Several data outliers

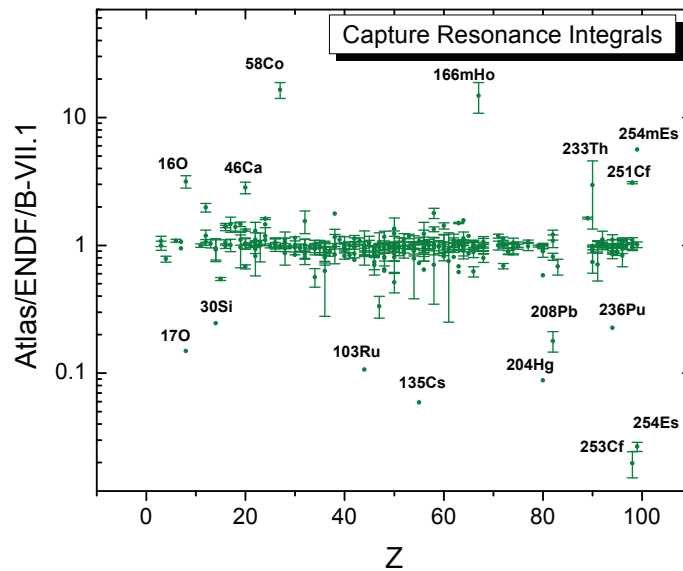


Fig. 2. Ratio of Atlas of Neutron Resonances² and ENDF/B-VII.1 β ³ thermal neutron capture resonance integrals.

in this case could be traced to the lack of measurements and incomplete

overlap of experimental and theoretical data for ^{17}O , ^{103}Ru , ^{166m}Ho and ^{46}Ca , ^{58}Co , ^{135}Cs , ^{204}Hg , respectively. However, there are neutron capture cross section deficiencies in the keV region of energies for ^{16}O , ^{30}Si and ^{208}Pb evaluations.

Maxwellian-averaged cross sections play an important role in power reactor developments and slow-neutron capture (*s*-process) nucleosynthesis calculations.¹¹ The *s*-process is mostly responsible for element formation in stars from ^{56}Fe to ^{209}Bi . The detailed analysis of the Fig. 3 data⁷ demonstrates the nuclear astrophysics potential of ENDF libraries as a complimentary source of evaluated cross sections and reaction rates. There are

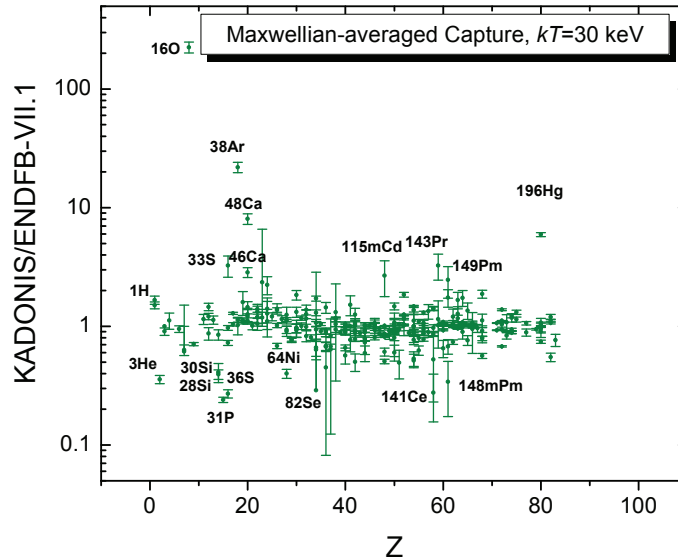


Fig. 3. Ratio of Karlsruhe Astrophysical Database of Nucleosynthesis in Stars (KADONIS)¹² and ENDF/B-VII.1β3 Maxwellian-averaged cross sections at $kT=30$ keV.

noticeable differences between KADONIS¹² and ENDF/B-VII.1β3 libraries for light and medium nuclei. ^1H deviation is due to differences between center of mass and lab system cross section values. For $^{28,30}\text{Si}$, ^{31}P , ^{64}Ni and ^{196}Hg KADONIS values are based on a single recent measurement. Due to lack of experimental data theoretical values were adopted for ^{38}Ar , ^{82}Se , ^{115m}Cd , ^{141}Ce , ^{143}Pr and $^{148m,149}\text{Pm}$. Deficiencies in ^{16}O , $^{46,48}\text{Ca}$ and $^{33,36}\text{S}$ originate from the old or insignificant for integral tests ENDF evaluations and coverage problems in EXFOR database,⁵ respectively.

Shown in Fig. 4 ratio of capture Westcott factors indicate large deviations for ^{239}U and ^{176}Lu . These deviations reflect the changes in ENDF/B-

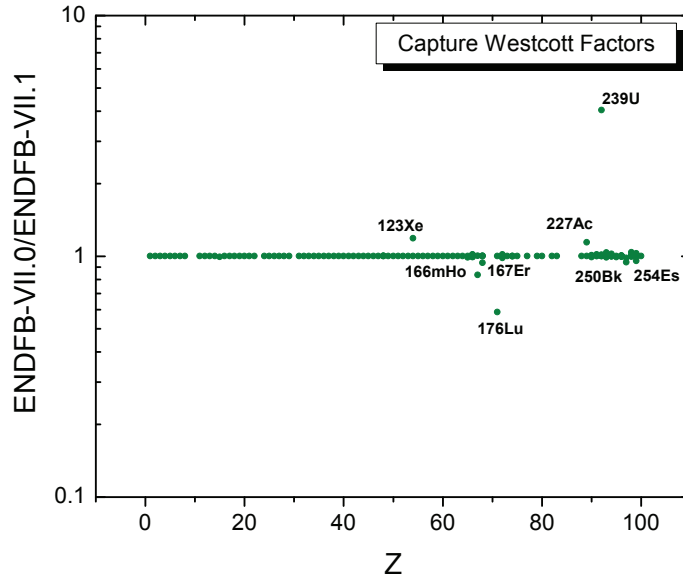


Fig. 4. Ratio of thermal neutron capture Westcott factors between ENDF/B-VII.0 and ENDF/B-VII.1 β 3 libraries.

VII.1 β 3 library where Westcott factors evolved from 3.997 to 0.989 and from 1.002 to 1.711 for ^{239}U and ^{176}Lu , respectively. The last number agrees well with the recommended value of 1.75.² Smaller deviations as in ^{123}Xe are due to adoption of new evaluations in ENDF/B-VII.1 β 3 library and lack of experimental data for this nucleus.

3. Conclusion & Outlook

The present work demonstrates large potential of ENDF libraries for capture γ -ray spectroscopy applications. Maxwellian-averaged and thermal capture cross sections, resonance integrals and Westcott factors have been extracted from the beta version of ENDF/B-VII.1 β 3 library. These results are important in fundamental science, nuclear technologies and for nuclear data validation. Several β -version $\sigma(n,\gamma)$ deficiencies (^{16}O , ^{58}Co , ...) will be resolved during the official library release. The new ENDF/B-VII.1 library⁶ will be publicly available in December of 2011 at the National

Nuclear Data Center website <http://www.nndc.bnl.gov>.⁴ Future nuclear reaction data mining work will involve extensive analysis of neutron cross section covariance files and extended coverage for neutron capture, fission and elastic scattering and all major neutron libraries.

Acknowledgments

The author is grateful to M. Herman, S.F. Mughabghab and M. Blennau (BNL) for support of this work, productive discussions and careful reading of the manuscript and useful suggestions, respectively. This work is supported by the Office of Nuclear Physics, Office of Science of the U.S. Department of Energy, under contract no. DE-AC02-98CH10886 with Brookhaven Science Associates, LLC.

References

1. S. Pearlstein, NUCLEAR NEWS, 73 No. 11 November (1970).
2. S.F. Mughabghab, ATLAS OF NEUTRON RESONANCES, RESONANCE PARAMETERS AND NEUTRON CROSS SECTIONS $Z = 1-100$, Elsevier (2006).
3. M.B. Chadwick, P. Obložinský, M.W. Herman *et al.*, NUCLEAR DATA SHEETS **107**, 2931 (2006).
4. B. Pritychenko, A.A. Sonzogni, D.F. Winchell *et al.*, Ann. Nucl. Energy **33**, 390 (2006).
5. International Network of Nuclear Reaction Data Centres (NRDC), “Compilation of experimental nuclear reaction data (EXFOR/CSISRS)”, (Available from <http://www-nds.iaea.org/exfor/>, <http://www.nndc.bnl.gov/exfor/>).
6. M.B. Chadwick, M.W. Herman, P. Obložinský *et al.*, NUCLEAR DATA SHEETS **112**, No.12 (2011).
7. B. Pritychenko, S.F. Mughabghab, and A.A. Sonzogni, Atomic Data and Nuclear Data Tables **96**, 645 (2010).
8. D.E. Cullen, “The ENDF/B Pre-processing codes (PREPRO),” Available from (<http://www-nds.iaea.org/ndspub/ndf/prepro/>).
9. B. Pritychenko, Proc. Nuclei in Cosmos, PoS(NIC-XI)197, Heidelberg, Germany, July 19-23 (2010).
10. O. Iwamoto, T. Nakagawa, N. Otuka *et al.*, NUCLEAR DATA SHEETS **109**, 2885 (2008).
11. Z.Y. Bao, H. Beer, F. Käppeler *et al.*, ATOMIC DATA AND NUCLEAR DATA TABLES **76**, 70 (2000).
12. I. Dillmann, M. Heil, F. Käppeler *et al.*, AIP Conf. Proc. **819**, 123 (2006); Data downloaded from (<http://www.kadonis.org>) on April 14, 2011.
13. S.F. Mughabghab, M. Divadeenam, and N. Holden, *Neutron Cross Sections*, Vol. **1**, Part A, Academic Press, New York (1981).
14. K. Shibata, O. Iwamoto, T. Nakagawa *et al.*, J. NUCL. SCI. TECHNOL. **48**, 1 (2011).