

Actinide collisions for QED and superheavy elements with the time-dependent Hartree-Fock theory and the Balian-Vénéroni variational principle

Cédric Simenel^{1,2,a}, Cédric Golabek³, and David J. Kedziora²

¹ CEA, Centre de Saclay, IRFU/Service de Physique Nucléaire, F-91191 Gif-sur-Yvette, France

² Department of Nuclear Physics, Research School of Physics and Engineering, Australian National University, Canberra, Australian Capital Territory 0200, Australia

³ GANIL (IN2P3/CNRS - DSM/CEA), BP 55027, F-14076 Caen Cedex 5, France.

Abstract. Collisions of actinide nuclei form, during very short times of few zs (10^{-21} s), the heaviest ensembles of interacting nucleons available on Earth. Such collisions are used to produce super-strong electric fields by the huge number of interacting protons to test spontaneous positron-electron pair emission (vacuum decay) predicted by the quantum electrodynamics (QED) theory. Multi-nucleon transfer in actinide collisions could also be used as an alternative way to fusion in order to produce neutron-rich heavy and superheavy elements thanks to inverse quasifission mechanisms. Actinide collisions are studied in a dynamical quantum microscopic approach. The three-dimensional time-dependent Hartree-Fock (TDHF) code `TDHF3D` is used with a full Skyrme energy density functional to investigate the time evolution of expectation values of one-body operators, such as fragment position and particle number. This code is also used to compute the dispersion of the particle numbers (e.g., widths of fragment mass and charge distributions) from TDHF transfer probabilities, on the one hand, and using the Balian-Veneroni variational principle, on the other hand. A first application to test QED is discussed. Collision times in $^{238}\text{U}+^{238}\text{U}$ are computed to determine the optimum energy for the observation of the vacuum decay. It is shown that the initial orientation strongly affects the collision times and reaction mechanism. The highest collision times predicted by TDHF in this reaction are of the order of ~ 4 zs at a center of mass energy of 1200 MeV. According to modern calculations based on the Dirac equation, the collision times at $E_{cm} > 1$ GeV are sufficient to allow spontaneous electron-positron pair emission from QED vacuum decay, in case of bare uranium ion collision. A second application of actinide collisions to produce neutron-rich transfermiums is discussed. A new inverse quasifission mechanism associated to a specific orientation of the nuclei is proposed to produce transfermium nuclei ($Z > 100$) in the collision of prolate deformed actinides such as $^{232}\text{Th}+^{250}\text{Cf}$. The collision of the tip of one nucleus with the side of the other results in a nucleon flux toward the latter. The probability distributions for transfermium production in such a collision are computed. The produced nuclei are more neutron-rich than those formed in fusion reactions, thus, leading to more stable isotopes closer to the predicted superheavy island of stability. In addition to mass and charge dispersion, the Balian-Veneroni variational principle is used to compute correlations between Z and N distributions, which are zero in standard TDHF calculations.

1 Introduction

Actinide collisions are important tools to test our understanding of the nuclear many-body problem. They form nuclear systems in extreme conditions of mass and isospins. The prediction of the outcome of such collisions is a great challenge for nuclear theorists.

In particular, the question of "How long can two actinides stick together" is of wide interests. The quantum-electrodynamic (QED) theory predicts that spontaneous pairs of $e^+ + e^-$ may be emitted due to the strong electric fields produced by the protons [1,2,3]. This process is also known as "QED vacuum decay". It occurs when an empty electron state dives into the Dirac sea. QED predicts that such a hole state is unstable and decays by $e^+ + e^-$ pair pro-

duction. The life-time for such process is, however, longer than the collision-time between actinides. Then, the latter has to be optimized to allow for an experimental observation of vacuum decay. Recent calculations based on the time-dependent Dirac equation [3] show that two bare ^{238}U need to stick together during at least 2 zs to allow for an observation of spontaneous positron emission. Although no pocket exists in the nucleus-nucleus potential of this system [4,5,6,7], nuclear attraction reduces Coulomb repulsion and dissipation mechanisms such as evolution of nuclear shapes may delay the separation of the system [8]. In a recent experiment, delay times in this reaction was searched analyzing kinetic energy loss and mass transfer [9].

Another application of actinide collisions is to form neutron-rich heavy and superheavy nuclei by multi-nucleon transfer [10,11,8]. Such reactions could be used to explore

^a e-mail: cedric.simenel@cea.fr

the "blank spot" between decay chains of nuclei formed by "hot" and "cold fusion" around $Z = 105$ and $N = 160$.

Theoretically, the complexity of reaction mechanisms and the high number of degrees of freedom to be included motivate the use of microscopic approaches. Early dynamical microscopic calculations of $^{238}\text{U}+^{238}\text{U}$ were performed with spatial symmetries and simplified effective interactions [12,13]. Recently, this system has been studied within the Quantum Molecular Dynamics (QMD) model [6,14] in which nucleon wave functions are constrained to be Gaussian wave packets and with the time-dependent Hartree-Fock approach which overcomes this limitation [15].

2 Formalism

In general, the full quantum many-body problem cannot be solved exactly and, in most realistic cases, approximations have to be made. In general, variational principles are useful to build approximation schemes by reducing the variational space.

2.1 The Balian-Vénéroni variational principle

The Balian and Vénéroni (BV) variational principle is based on the action [16]

$$S_{BV} = \text{Tr} \left[\hat{D}(t_1) \hat{B}(t_1) \right] - \int_{t_0}^{t_1} \text{Tr} \left(\hat{B} \frac{\partial \hat{D}}{\partial t} - i \hat{D} [\hat{H}, \hat{B}] \right), \quad (1)$$

where \hat{B} and \hat{D} are the time-dependent trial observable and density matrix of the trial state, respectively, and Tr denotes a trace in the Fock space. Both the state and the observable are allowed to vary between t_0 and t_1 , corresponding to a mixture of the Schrödinger and Heisenberg pictures. They are constrained to obey the mixed boundary conditions $\hat{D}(t_0) = \hat{D}_0$ and $\hat{B}(t_1) = \hat{X}$, where \hat{D}_0 is the density matrix of the initial state of the system and \hat{X} is the operator we want to evaluate at time t_1 . Without restriction on the variational spaces, the variational principle $\delta S_{BV} = 0$, with the above conditions, is fully equivalent to the Schrödinger equation if the initial state is pure ($\hat{D}_0 = |\Psi_0\rangle\langle\Psi_0|$).

2.2 Mean-field approximation

In most practical applications, mean-field models are considered in a first approximation. In mean-field theories, the interaction between the particles is replaced by a one-body mean-field potential generated by all the particles. It is then assumed that each particle evolves independently in this potential.

For instance, N independent fermions may be described by a Slater determinant $|\phi\rangle = \prod_{i=1}^N \hat{a}_i^\dagger |-\rangle$, where \hat{a}_i^\dagger creates a particle in the state $|\varphi_i\rangle$ when it is applied to the particle vacuum $|-\rangle$. In such a Slater determinant, all the information is contained in the one-body density-matrix $\hat{\rho} = \sum_{i=1}^N |\varphi_i\rangle\langle\varphi_i|$. The BV variational principle is usually

applied at the mean-field level where the variational space of \hat{D} is restricted to independent particle states, i.e., with $\hat{D} = |\phi\rangle\langle\phi|$.

2.3 Expectation values of one-body operators

In addition to the mean-field approximation, the variational space for \hat{B} is usually constrained to belong to the same class of operators as the observable of interest. For instance, if one wants to predict expectation values of one-body observables $\hat{X} = \sum_{i=1}^N \hat{q}_X(i)$, then it is natural to restrict the variational space for \hat{B} to one-body operators. In this case, one recovers the TDHF equation [17,18]

$$i\hbar \frac{\partial \rho}{\partial t} = [h[\rho], \rho], \quad (2)$$

where $h[\rho]$ is the Hartree-Fock (HF) single-particle Hamiltonian with matrix elements $h_{\alpha\beta} = \frac{\delta \langle \hat{H} | \phi \rangle}{\delta \rho_{\beta\alpha}}$, \hat{H} is the full Hamiltonian, and $\rho_{\alpha\beta} = \langle \varphi_\alpha | \hat{\rho} | \varphi_\beta \rangle = \langle \phi | \hat{a}_\beta^\dagger \hat{a}_\alpha | \phi \rangle$.

According to this variational approach, TDHF is an optimized mean-field theory to describe expectation values of one-body observables. However, TDHF may fail to reproduce their fluctuations $\sigma_{XX} = \sqrt{\langle \hat{X}^2 \rangle - \langle \hat{X} \rangle^2}$ [19,20].

2.4 Fluctuations of one-body operators

The BV variational principle can also be used with the variational space $\hat{B} \in \{e^{\gamma \hat{a}^\dagger \hat{a}}\}$ to determine an optimum mean-field prediction for correlations σ_{XY} and fluctuations σ_{XX} of one-body operators [21,22], with

$$\sigma_{XY} = \sqrt{\langle \hat{X} \hat{Y} \rangle - \langle \hat{X} \rangle \langle \hat{Y} \rangle}. \quad (3)$$

In case of independent particle states, this leads to

$$\sigma_{XY}^2(t_1) = \lim_{\epsilon \rightarrow 0} \frac{1}{2\epsilon^2} \text{tr} \left([\rho(t_0) - \rho_X(t_0, \epsilon)] [\rho(t_0) - \rho_Y(t_0, \epsilon)] \right), \quad (4)$$

where tr denotes a trace in the single-particle space. The one-body density matrices $\rho_X(t, \epsilon)$ obey the TDHF equation (2) with the boundary condition

$$\rho_X(t_1, \epsilon) = e^{i\epsilon q_X} \rho(t_1) e^{-i\epsilon q_X}, \quad (5)$$

while $\rho(t)$ is the solution of Eq. (2) with the initial condition $\rho_{\alpha\beta}(t_0) = \text{Tr} \hat{a}_\beta^\dagger \hat{a}_\alpha \hat{D}_0 = \langle \phi_0 | \hat{a}_\beta^\dagger \hat{a}_\alpha | \phi_0 \rangle$. The optimum mean-field prediction of σ_{XY} in Eq. (4) differs from the "standard" TDHF expression which is evaluated from Eq. (3) using $\rho(t_1)$.

Eq. (4) has been solved numerically in the past with simple effective interactions and geometry restrictions [23,24,25]. Modern three-dimensional TDHF codes with full Skyrme functionals [26,27,28,29] can now be used for realistic applications of the BV variational principle [30,31].

In this work, the fluctuations σ_{NN} , σ_{ZZ} , and σ_{AA} , are computed in fragments resulting from actinide collisions. The correlations σ_{NZ} , which are strictly zero in standard TDHF calculations, are also determined with this approach.

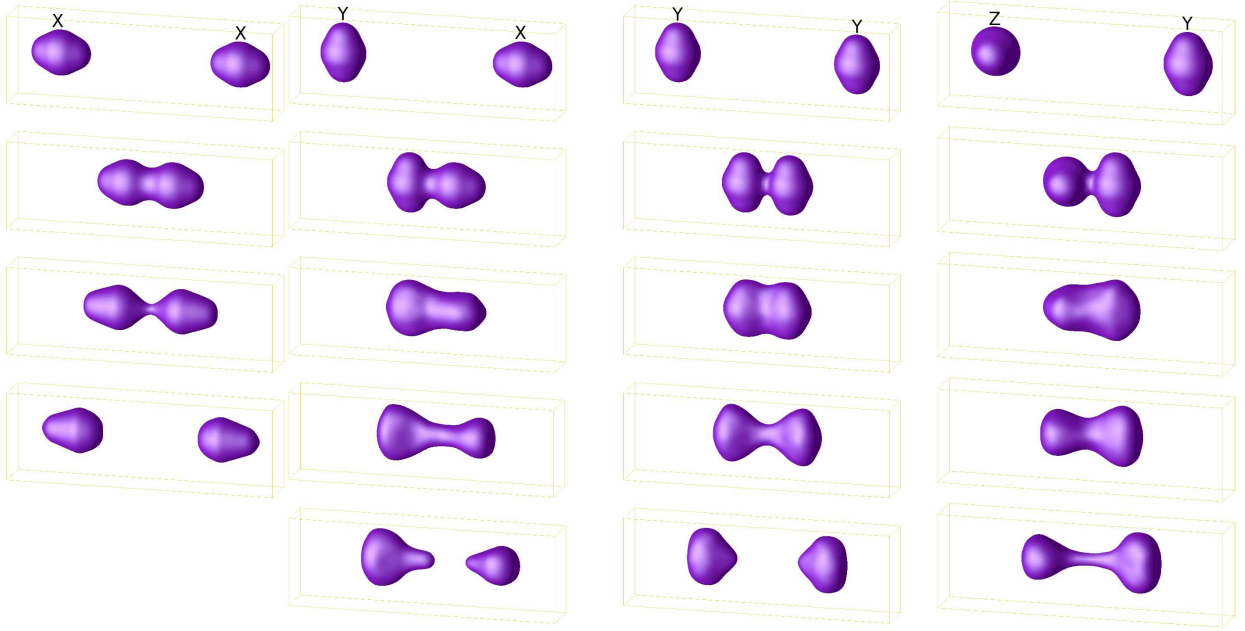


Fig. 1. Isodensities at half the saturation density, i.e., $\rho_0/2 = 0.08 \text{ fm}^{-3}$, in $^{238}\text{U}+^{238}\text{U}$ central collisions at a center of mass energy $E_{c.m.} = 1200 \text{ MeV}$. Evolutions associated to the four initial configurations xx , yx , yy , and zy are plotted in columns (time runs from top to bottom). Consecutive snapshots are separated by 1.125 zs .

3 numerical details

The use of a three-dimensional TDHF code with a full Skyrme energy-density-functional (EDF), modeling nuclear interactions between nucleons and including spin-orbit interaction [32,33], allows for a realistic prediction of these quantities. The TDHF equation (2) is solved iteratively in time, with a time step $\Delta t = 1.5 \times 10^{-24} \text{ s}$. The single-particle wave-functions are evolved on a Cartesian grid of $96 \times 32 \times 32/2$ points with a plane of symmetry (the collision plane) and a mesh-size $\Delta x = 0.8 \text{ fm}$. The initial distance between collision partners is 22.4 fm . The TDHF3D code is used with the SLy4d parameterization [26] of the Skyrme EDF, which is the only phenomenological ingredient, as it has been adjusted on nuclear structure properties [33]. Ref. [34] gives more details of the TDHF calculations. The numerical details for the evaluation of Eq. (4) can be found in [31].

4 Collision time in $^{238}\text{U}+^{238}\text{U}$

TDHF calculations have been performed to investigate the collision time in $^{238}\text{U}+^{238}\text{U}$ [15]. The ^{238}U nucleus exhibits a prolate deformation with a symmetry axis in its ground state. The effect of this deformation on collision is investigated in four configurations (xx , yx , yy and yz) associated to different initial orientations. The letters x , y and z denote the orientation of the symmetry axis of the nuclei which collide along the x axis [see Fig. 1]. We focus on central collisions as they lead to the most dissipative reactions with the longest collision times.

Here, the collision time T_{coll} is defined as the time during which the neck density exceeds $\rho_0/10$. It is shown in

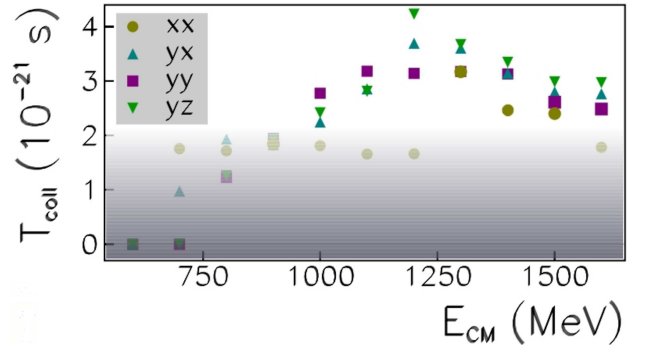


Fig. 2. Collision times for each orientation as function of center of mass energy. The shaded area indicates the limit of 2 zs above which vacuum decay is expected to be observable in central collisions.

Figure 2 as function of the center of mass energy $E_{c.m.}$. At $E_{c.m.} \leq 900 \text{ MeV}$, three distinct behaviors between the xx , yx and yy/yz configurations are seen. In particular, the last need more energy to get into contact as the energy threshold above which nuclear interaction plays a significant role is higher for such compact configurations.

At all energies, the yx , yy and yz orientations exhibit roughly similar behaviors, i.e., a rise and fall of T_{coll} with a maximum of $3 - 4 \times 10^{-21} \text{ s}$ at $E_{c.m.} \sim 1200 \text{ MeV}$. Dynamical evolution of nuclear shapes in these three configurations and a strong transfer in the yx one (see next section) are responsible for these rather long collision times as compared to scattering with frozen shapes of the reactants [8]. The xx configuration, however, behaves differently. For $700 < E_{c.m.} < 1300 \text{ MeV}$, T_{coll} exhibits a plateau which does not exceed $2 \times 10^{-21} \text{ s}$. This overall reduction of

T_{coll} in the xx case is attributed to the strong overlap of the tips, producing a density in the neck higher than ρ_0 [15]. The fact that nuclear matter is difficult to compress translates into a strong repulsive force between the fragments which decreases their contact time. This phenomenon is also responsible for the fall of collision times in the other configurations, though higher energies are needed to strongly overlap.

The calculations of Ref. [3] show that the observation of spontaneous emission of $e^+ + e^-$ needs a contact time of at least 2 zs between the bare uranium nuclei. The TDHF calculations of Fig. 2 predict that such contact times are reached in central collisions for energies $E_{cm} > 1$ GeV. This lower energy limit should be taken into account in future experimental programs dedicated to the search of QED vacuum decay. Finally, it is worth mentioning that other approaches lead to comparable collision times in actinide collisions [6,35].

5 Formation of neutron-rich transfermium nuclei

5.1 $^{238}\text{U} + ^{238}\text{U}$ reaction

We now analyze the proton and neutron numbers of the fragments produced in exit channels of actinide collisions. Strictly speaking, these fragments should be considered as *primary* fragments as they might decay by statistical fission. This decay is not studied here as it occurs on a much longer time scale than the collision itself. The importance of initial orientation on reaction mechanism is clearly seen in Fig. 1 for the $^{238}\text{U} + ^{238}\text{U}$ reaction. For symmetry reasons, the xx , yy , and yz configurations give two symmetric distributions of fragments, although nucleon transfer is still possible thanks to particle number fluctuations. Nucleon transfer is expected to be stronger in the yx configuration because, in addition to fluctuations, no spatial symmetry prevents from an average flux of nucleons. The yx configuration is then expected to favor the formation of nuclei heavier than ^{238}U .

5.2 $^{232}\text{Th} + ^{250}\text{Cf}$ reaction

Similar calculations have been performed on the system $^{232}\text{Th} + ^{250}\text{Cf}$ [36]. The same effect is observed, i.e., an important multi-nucleon transfer in the xy and yx configurations. The xy configuration where the ^{250}Cf nucleus receives nucleons (its deformation axis is perpendicular to the collision axis while the one of ^{232}Th is parallel to the collision axis) corresponds to an "inverse quasifission" mechanism due to a specific orientation of the collision partners. Indeed, contrary to standard quasifission, the exit channel is more mass asymmetric than the entrance channel. Note that inverse quasifission may also occur due to shell effects in the exit channel [8].

The effect is illustrated in Fig. 3 where the distribution of heavy fragments is shown at $E_{cm} = 916$ MeV. This distribution is computed after a TDHF calculation, using

a particle number projection technique [37]. The center of the distribution is located around ^{265}Lr , i.e., in the neutron-rich side of the known Lawrencium isotopes. Note that, at the end of the TDHF calculation, the decay of the fragments by neutron emission is only partial [36].

The width of such a distribution is known to be underestimated at the TDHF level [19,20]. In addition, we see in Fig. 3 that the probability distributions for N and Z are uncorrelated at the TDHF level. This is not a feature of the TDHF formalism itself, but rather a limitation due to the fact that, for practical applications, one assumes $|\phi\rangle = |\phi_p\rangle \times |\phi_n\rangle$, where $|\phi_p\rangle$ and $|\phi_n\rangle$ are Slater determinants of the proton and neutron single-particle wave-functions, respectively [31]. If this constraint is released, as in [38], then non-zero correlations could be obtained at the TDHF level.

The Balian-Vénéroni variational principle can be used, at the mean-field level, to optimize both widths of proton and neutron distributions as well as their correlations. Realistic calculations have been performed recently to study deep-inelastic collisions [31]. Similar calculations have been done to investigate the inverse quasifission mechanism discussed above. Preliminary results are shown in Fig. 4 where the heavy-fragment distribution is shown for the same xy orientation of $^{232}\text{Th} + ^{250}\text{Cf}$ as in Fig. 3. As expected, much larger widths than in the TDHF case are observed in one hand, and, in the other hand, strong correlations between the proton and neutron number distributions are observed, which can be seen by the fact that the fragments are produced along the valley of stability.

6 Conclusions

To conclude, this fully microscopic quantum investigation of actinide collisions exhibits a rich phenomenology strongly influenced by the shape of the nuclei. Two main conclusions can be drawn. (i) The giant system formed in bare uranium-uranium central collisions is expected to survive enough time with an energy $E_{c.m.} \geq 1000$ MeV, for the spontaneous positron emission to occur. (ii) The primary heavy-fragments produced by multinucleon transfer are more neutron-rich than in fusion-evaporation reactions. The width of these distributions, computed with the Balian-Vénéroni prescription, are much larger than with TDHF. Associated cross-sections need to be determined to estimate the experimental possibility of neutron-rich transfermium and SHE productions. Extension of the formalism need to be investigated. For instance, the role of pairing could be studied with Time-Dependent Hartree-Fock-Bogoliubov (or BCS) codes [39,40,41]. Stochastic-mean-field methods might also be applied to investigate the role of initial beyond-mean-field correlations on fluctuations [42].

7 Acknowledgements

We thank P. Bonche for providing his code. We are also grateful to M. Dasgupta, D. J. Hinde, and D. Lacroix for

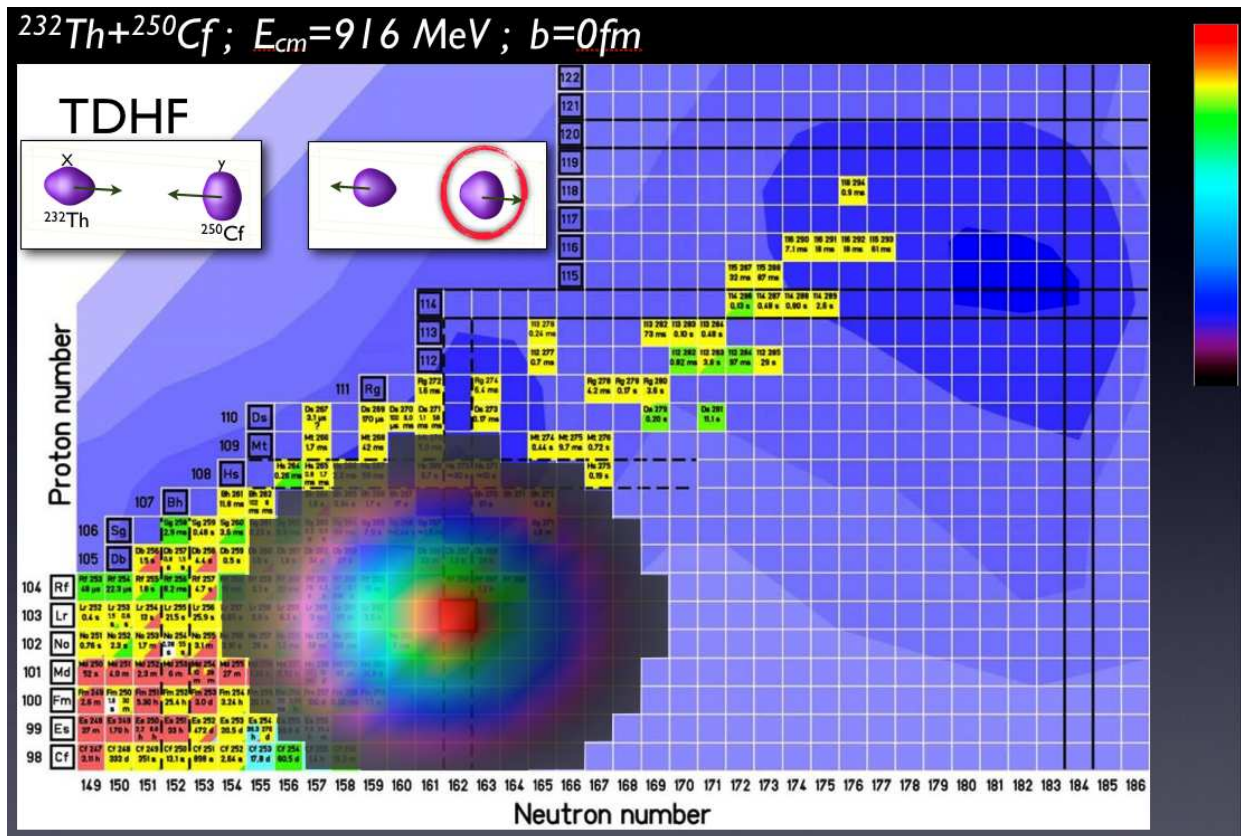


Fig. 3. TDHF heavy fragment probability distribution (linear scale) for $^{232}\text{Th} + ^{250}\text{Cf}$ central collision in the xy configuration.

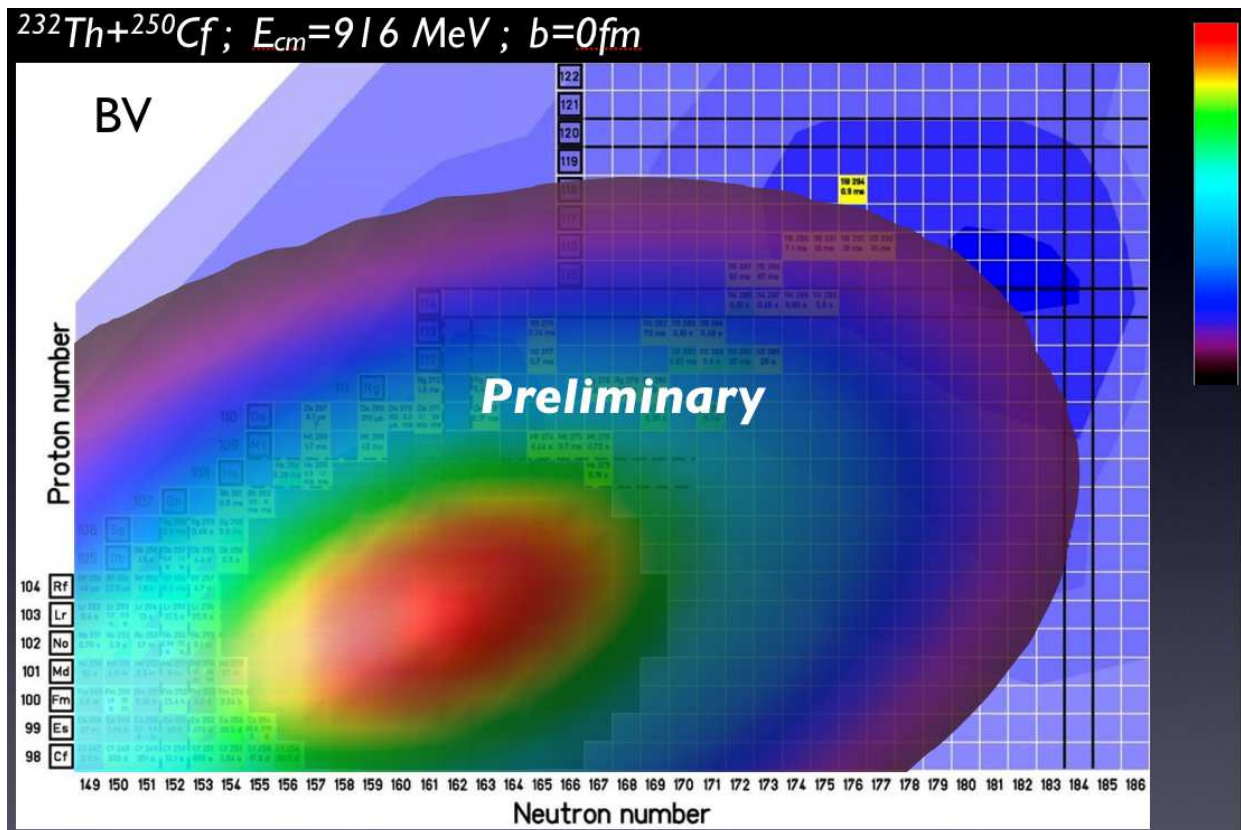


Fig. 4. Same as Fig. 3 with the BV prescription.

useful discussions. CS and DJK thank the Australian National University in which part of this work has been done. The calculations have been performed in the Centre de Calcul Recherche et Technologie of the Commissariat à l'Énergie Atomique and on the NCI National Facility in Canberra, Australia, which is supported by the Australian Commonwealth Government. Support from ARC Discovery grants DP0879679 and DP110102879 is acknowledged.

References

1. J. Reinhardt, B. Müller, and W. Greiner, *Phys. Rev. A* **24**, 103 (1981).
2. *Quantum Electrodynamics of Strong Fields*, edited by W. Greiner (Plenum, New York, 1983).
3. E. Ackad and M. Horbatsch, *Phys. Rev. A* **78**, 062711 (2008).
4. M. W. Katoot and V. E. Oberacker, *J. Phys. G* **15**, 333 (1989).
5. J. F. Berger, J. D. Anderson, P. Bonche, and M. S. Weiss, *Phys. Rev. C* **41**, R2483 (1990).
6. J. Tian, X. Wu, K. Zhao, Y. Zhang, and Z. Li, *Phys. Rev. C* **77**, 064603 (2008).
7. C. Simenel, B. Avez, and C. Golabek, in *Proceedings of the International Conference on Interfacing Structure and Reactions at the Centre of the Atom*, Queenstown, 2008, edited by I. Thompson (unpublished), arXiv:0904.2653.
8. V. I. Zagrebaev, Yu. Ts. Oganessian, M. G. Itkis, and W. Greiner, *Phys. Rev. C* **73**, 031602(R) (2006).
9. C. Golabek *et al.*, *Eur. Phys. J. A* **43**, 251 (2010).
10. V. V. Volkov, *Phys. Rep.* **44**, 93 (1978).
11. H. Freiesleben *et al.*, *Z. Phys. A* **292**, 171 (1979).
12. R. Y. Cusson, J. A. Maruhn, and H. Stöcker, *Zeit. Phys. A* **294**, 257 (1980).
13. M. R. Strayer, R. Y. Cusson, H. Stöcker, J. A. Maruhn, and W. Greiner, *Phys. Rev. C* **28**, 228 (1983).
14. K. Zhao, X. Wu, and Z. Li, *Phys. Rev. C* **80**, 054607 (2009).
15. C. Golabek and C. Simenel, *Phys. Rev. Lett.* **103**, 042701 (2009).
16. R. Balian and M. Vénéroni, *Phys. Rev. Lett.* **47**, 1353 (1981).
17. P. A. M. Dirac, *Proc. Cambridge Philos. Soc.* **26**, 376 (1930).
18. R. Balian and M. Vénéroni, *Ann. Phys.* **164**, 334 (1985).
19. S. E. Koonin, K. T. R. Davies, V. Maruhn-Rezwani, H. Feldmeier, S. J. Kriege, and J. W. Negele, *Phys. Rev. C* **15**, 1359 (1977).
20. C. H. Dasso, T. Døssing, and H. C. Pauli, *Z. Phys. A* **289**, 395 (1979).
21. R. Balian and M. Vénéroni, *Phys. Lett. B* **136**, 301 (1984).
22. R. Balian and M. Vénéroni, *Ann. Phys.* **216**, 351 (1992).
23. J. B. Marston and S. E. Koonin, *Phys. Rev. Lett.* **54**, 1139 (1985).
24. P. Bonche and H. Flocard, *Nucl. Phys. A* **437**, 189 (1985).
25. T. Troudet and D. Vautherin, *Phys. Rev. C* **31**, 278 (1985).
26. K.-H. Kim, T. Otsuka and P. Bonche, *J. Phys. G* **23**, 1267 (1997).
27. T. Nakatsukasa and K. Yabana, *Phys. Rev. C* **71**, 024301 (2005).
28. J. A. Maruhn, P. G. Reinhard, P. D. Stevenson, J. R. Stone, and M. R. Strayer, *Phys. Rev. C* **71**, 064328 (2005).
29. A. S. Umar and V. E. Oberacker, *Phys. Rev. C* **71**, 034314 (2005).
30. J. M. A. Broomfield and P. D. Stevenson, *J. Phys. G* **35**, 095102 (2008).
31. C. Simenel, *Phys. Rev. Lett.* **106**, 112502 (2011).
32. T. Skyrme, *Philos. Mag.* **1**, 1043 (1956).
33. E. Chabanat, P. Bonche, P. Haensel, J. Meyer, and R. Schaeffer, *Nucl. Phys. A* **635**, 231 (1998).
34. C. Simenel, D. Lacroix, and B. Avez, *Quantum Many-Body Dynamics: Applications to Nuclear Reaction* (VDM Verlag, 2010).
35. V. V. Sargisyan, Z. Kanokov, G. G. Adamian, N. V. Antonenko, and W. Scheid, *Phys. Rev. C* **80**, 047603 (2009).
36. D. J. Kedziora and C. Simenel, *Phys. Rev. C* **81**, 044613 (2010).
37. C. Simenel, *Phys. Rev. Lett.* **105**, 192701 (2010).
38. C. Simenel, Ph. Chomaz, and T. Duguet, arXiv:nucl-th/0504050 (unpublished).
39. B. Avez, C. Simenel, and Ph. Chomaz, *Phys. Rev. C* **78**, 044318 (2008).
40. S. Ebata, T. Nakatsukasa, T. Inakura, K. Yoshida, Y. Hashimoto, and K. Yabana, *Phys. Rev. C* **82**, 034306 (2010).
41. K. Washiyama and D. Lacroix, private communication.
42. S. Ayik, *Phys. Lett. B* **658**, 174 (2008).
43. K. Washiyama, S. Ayik, and D. Lacroix, *Phys. Rev. C* **80**, 031602 (2009).
44. K. Washiyama *et al.*, contribution to FUSION11.