

The geometry of canal surfaces and the length of curves in de Sitter space

Rémi Langevin, Gil Solanes*

May 21, 2018

Abstract

We find the minimal value of the length in de Sitter space of closed space-like curves with non-vanishing non-space-like geodesic curvature vector. These curves are in correspondence with closed almost-regular canal surfaces, and their length is a natural magnitude in conformal geometry. As an application, we get a lower bound for the total conformal torsion of closed space curves.

1 Introduction

Consider a smooth one parameter family of spheres in ordinary 3-space given by their centers $m(t)$ and radii $r(t)$. These spheres admit an envelope, classically called a *canal surface*, if $\|m'(t)\| > |r'(t)|$. Otherwise the spheres are nested. This canal surface is tangent to the spheres along the so-called *characteristic circles*. These circles may admit two enveloping curves (possibly coinciding) or none at all. In case they have no envelope, the canal surface is immersed, and will be called *regular*. Otherwise the surface is singular along the envelopes of the circles. Of special interest is the limit case when the two envelopes coincide, and the surface degenerates along a single curve. In this case, the family of spheres will be called a *drill*. An example of drill occurs when taking the osculating spheres of a space curve. In this case, the characteristic circles are the osculating circles of the curve, so the canal surface is the so-called *curvature tube* (cf.[BaWh]). Thomsen (see [Tho, §8]) remarked these are essentially the only examples of drills.

*Second author was supported by FEDER/MEC grant number MTM2006-04353 and the Ramón y Cajal program.

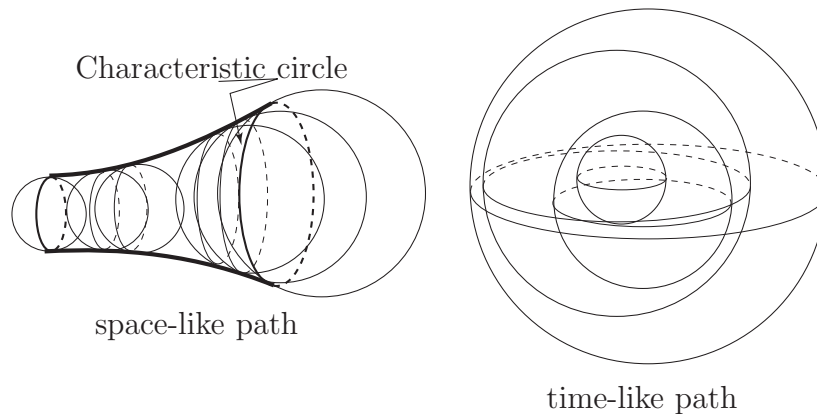


Figure 1: Spheres corresponding to space-like and time-like paths.

Back to general families of spheres giving canal surfaces, one can associate them a notion of *length* in the following way. Given two nearby spheres of the family (with parameters t, t'), consider the angle $\alpha(t, t')$ between them. Then we take a fine partition of times $t_1 < \dots < t_n$, and we sum up $\sum_i \alpha(t_i, t_{i+1})$. The length of the family of spheres is defined to be the supremum of this sum over all partitions.

All these considerations have a conformal invariance in the sense that they remain unchanged under Möbius transformations of space. The space of spheres is naturally endowed with a Lorentz metric which is invariant under the action of the Möbius group. This way, it is isometric to the so-called de Sitter space Λ^4 . It turns out that the previous discussion is better understood by means of this metric. Indeed, canal surfaces correspond to curves in the space of spheres with space-like tangent vector, regular canals are given by space-like curves with time-like geodesic curvature vector, and drills correspond to space-like curves with light-like geodesic curvature vector. As for the length described above, it corresponds precisely to the notion of length associated to the Lorentz metric. Our main result is the following estimate.

Theorem. *Let $\sigma : \mathbb{S}^1 \rightarrow \Lambda^4$ be a closed space-like curve in de Sitter sphere with nowhere vanishing and nowhere space-like geodesic curvature vector. Then the length of σ is bigger than or equal to 2π .*

Moreover, we characterise the equality case. It corresponds to a family of spheres which are tangent to a common line at a fixed point. In particular the length of a closed regular canal is bigger than 2π . The theorem applies also to drills with non-vanishing curvature vector. As an application, by considering the

osculating spheres, we obtain an inequality for the integral of the conformal torsion of space curves.

This work was done while the second author was visiting the Univeristé de Bourgogne. He thanks the Institut de Mathématiques de Bourgogne for its hospitality. The authors wish to thank Udo Hertrich-Jeromin for pointing to them the reference [Tho].

2 Preliminaries

We start by recalling a commonly used model for the conformal geometry of the sphere \mathbb{S}^3 (cf. [Ber, HePi, Cec, Her]). Indeed, for simplicity we will work in \mathbb{S}^3 rather than \mathbb{R}^3 . Let $\langle \cdot, \cdot \rangle$ be the Lorentz bilinear form defined on \mathbb{R}^5 by

$$\langle x, y \rangle = x_1y_1 + x_2y_2 + x_3y_3 + x_4y_4 - x_5y_5,$$

and consider the *light cone* $\mathcal{C} = \{x \in \mathbb{R}^5 \mid \langle x, x \rangle = 0\}$. We identify \mathbb{S}^3 to the projectivization of \mathcal{C} . This way, every vector $\gamma \in \mathcal{C} \setminus \{0\}$ defines a point $\Gamma = \text{span}(\gamma) \in \mathbb{S}^3$. Every section $\gamma : \mathbb{S}^3 \rightarrow \mathcal{C} \setminus \{0\}$ transverse to the fibers defines a Riemannian metric on \mathbb{S}^3 , conformally equivalent to the standard one. Metrics of constant sectional curvature correspond to sections of \mathcal{C} by hyperplanes. Also, conformal transformations of \mathbb{S}^3 are given by linear endomorphisms of \mathbb{R}^5 preserving $\langle \cdot, \cdot \rangle$.

The quadric $\Lambda^4 = \{x \in \mathbb{R}^5 \mid \langle x, x \rangle = 1\}$ (sometimes called *de Sitter space*) is identified to the set of oriented 2-spheres of \mathbb{S}^3 . Indeed, every $\sigma \in \Lambda^4$ defines the sphere $\Sigma \subset \mathbb{S}^3$ formed by the null lines of $\sigma^\perp \cap \mathcal{C}$, and an orientation on it (here and in the following \perp means orthogonality with respect to $\langle \cdot, \cdot \rangle$). The orientation of Σ is given by the ball $B_\sigma = \{\text{span}(\gamma) \mid \langle \sigma, \gamma \rangle > 0\}$. For instance, fixing on \mathbb{S}^3 the (standard) metric given by the section $S = \{x \in \mathcal{C} \mid x^5 = 1\}$, the ball of center $(m_1, \dots, m_4, 1) \in S \equiv \mathbb{S}^3$ and radius $r \in (0, \pi)$ corresponds to

$$\sigma = \frac{1}{\sin r} (m_1, \dots, m_4, \cos r) \in \Lambda^4. \quad (1)$$

Given $\sigma_1, \sigma_2 \in \Lambda^4$ spanning a space-like plane, the corresponding spheres Σ_1, Σ_2 intersect at the circle $\text{span}(\sigma_1, \sigma_2)^\perp \cap \mathcal{C}$. A computation using (1) (cf.[Her, p.39]) shows that the unoriented angle $\alpha \in [0, \pi/2]$ between Σ_1, Σ_2 is given by

$$\cos \alpha = |\langle \sigma_1, \sigma_2 \rangle|. \quad (2)$$

We will use the following lemma to find the contact order between a curve $\Gamma \subset \mathbb{S}^3$, and a sphere Σ . In the following $v^{(k)}$ denotes the k -th derivative of a parametrized curve v .

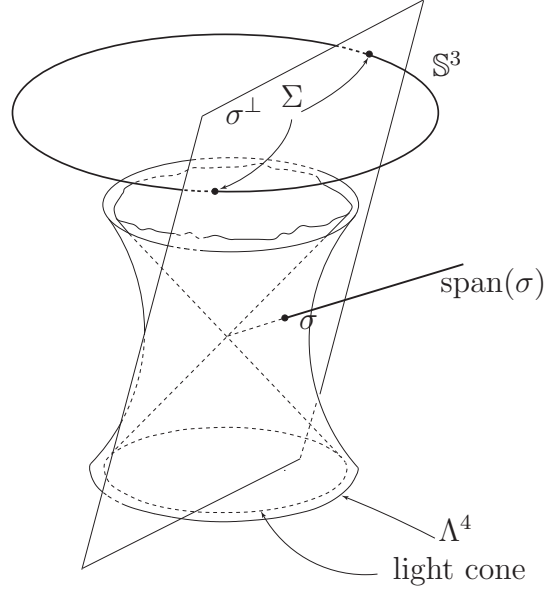


Figure 2: \mathbb{S}^3 and the correspondence between Λ^4 and the space of spheres.

Lemma 1. *A curve $\Gamma(t) = \text{span}(\gamma(t))$ has contact of order $\geq k$ with a sphere Σ corresponding to σ iff*

$$\sigma \perp \text{span}(\gamma(t), \gamma'(t), \dots, \gamma^{(k)}(t))$$

Proof. The sphere Σ is the zero level of the function $f(x) = \langle x, \sigma \rangle$ defined on some section of \mathcal{C} . Then the contact of $\Gamma(t)$ and Σ has the order of the zero of $(f \circ \gamma)(t) = \langle \gamma(t), \sigma \rangle$. \square

A consequence is that $\Gamma(t)$ has contact of order k with a circle $C = \Sigma_1 \cap \Sigma_2$ iff $\sigma_1, \sigma_2 \perp \text{span}(\gamma(t), \gamma'(t), \dots, \gamma^{(k)}(t))$. Indeed, if $\Gamma(t)$ has k -th contact with Σ_1 and Σ_2 then it has the same contact with C . To see this, consider a (local) coordinate system (x_1, x_2, θ) on \mathbb{S}^3 such that x_1, x_2 are the distances (with respect to some metric) to Σ_1 and Σ_2 , respectively. In these coordinates $\Gamma(t)$ is written $(x_1(t), x_2(t), \theta(t))$. Then we have $x_i(0) = x_i'(0) = \dots = x_i^{(k)}(0) = 0$; $i = 1, 2$. Hence $\Gamma(t)$ has contact of order k with the curve $(0, 0, \theta(t))$ which is just the circle C .

Definition 2.1. A differentiable curve in Λ^4 will be called a *path*. A path $\sigma(t)$ in Λ^4 is called space-like (resp. time-like or light-like) if its tangent vector $\sigma'(t)$ is such that $\langle \sigma'(t), \sigma'(t) \rangle > 0$ (resp. < 0 , or $= 0$).

A space-like path has a well defined length element given by $\|\sigma'(t)\|dt$ (we denote $\|v\| = \langle v, v \rangle^{1/2}$ for any space-like vector v). This length element corresponds to the infinitesimal angle between nearby spheres of the canal, and thus coincides with the description given in the introduction. Indeed, for small h

$$\|\sigma(t+h) - \sigma(t)\|^2 = 2(1 - \langle \sigma(t+h), \sigma(t) \rangle) = 2(1 - \cos \alpha) \sim \alpha^2$$

where α is the angle between the spheres corresponding to $\sigma(t)$ and $\sigma(t+h)$.

The following discussion is well-known.

Proposition 2. *Let $\sigma(t)$ be a space-like path in Λ^4 . Then the corresponding family of spheres $\Sigma(t)$ admits an envelope, which is generated by the characteristic circles $\text{span}(\sigma(t), \sigma'(t))^\perp \cap \mathcal{C}$. If the path $\sigma(t)$ is time-like, then the spheres $\Sigma(t)$ are nested (disjoint). If the path is light-like, and $\sigma'(t) \neq 0$, then the spheres are disjoint unless $\text{span}(\sigma'(t))$ is constant.*

Proof. Let $\sigma'(t)$ be space like, then $\langle \sigma(t), \sigma(t) \rangle = 1$ yields $\langle \sigma(t), \sigma'(t) \rangle = 0$. Thus, $\text{span}(\sigma(t), \sigma'(t))^\perp$ intersects the light cone transversely, and defines a circle $C(t)$ in \mathbb{S}^3 . To check that the spanned surface is tangent to the spheres, consider a curve $\Gamma(t) = \text{span}(\gamma(t))$ with $\Gamma(t) \in C(t)$ for all t ; i.e., $\gamma(t) \perp \text{span}(\sigma(t), \sigma'(t))$. Then

$$\langle \gamma, \sigma \rangle \equiv 0 \quad \Rightarrow \quad \langle \gamma', \sigma \rangle + \langle \cancel{\gamma}, \cancel{\sigma'} \rangle = 0,$$

so by Lemma 1, the curve $\Gamma(t)$ is tangent to $\Sigma(t)$. Let now $\sigma'(t) \neq 0$ be time-like or light-like. Given two spheres $\Sigma(t_1), \Sigma(t_2)$ we have

$$\sigma(t_2) - \sigma(t_1) = \int_{t_1}^{t_2} \sigma'(\xi) d\xi.$$

Then for every light-like vector $v \neq 0$

$$\langle \sigma(t_2) - \sigma(t_1), v \rangle = \int_{t_1}^{t_2} \langle \sigma'(\xi), v \rangle d\xi \neq 0$$

unless $\sigma'(\xi) \subset \text{span}(v)$. Except this case, $\text{span}(\sigma(t_1), \sigma(t_2))^\perp \subset (\sigma(t_2) - \sigma(t_1))^\perp$ does not intersect $\mathcal{C} \setminus \{0\}$. Hence, $\Sigma(t_1) \cap \Sigma(t_2) = \emptyset$; i.e., we have a family of disjoint spheres. \square

Classically, a surface obtained as the envelope of a family of spheres is called a *canal surface*. Here we will call *canal* both a space-like path and the envelope of the corresponding one-parameter family of spheres. This envelope may or not have singular points.

Definition 2.2. A canal $\sigma : (a, b) \rightarrow \Lambda^4$ is called *regular* if an immersion of the cylinder $f : (a, b) \times \mathbb{S}^1 \rightarrow \mathbb{S}^3$ exists such that $f(t, \cdot)$ maps \mathbb{S}^1 to the characteristic circle $\text{span}(\sigma(t), \sigma'(t))^\perp \cap \mathcal{C}$ for every $t \in (a, b)$.

These canals have been also called *elliptic* in the literature (cf.[HePi]). This notion is equivalent to a second order condition on $\sigma(t)$.

Proposition 3 (cf.[HePi]). *A canal $\sigma(t)$ in Λ^4 is regular if and only if the subspace $\text{span}(\sigma(t), \sigma'(t), \sigma''(t))$ intersects transversely the light cone.*

Consider s the arc-length parameter on the curve $\sigma(s)$. We will use dots to indicate derivative with respect to s ; so for instance $\langle \dot{\sigma}(s), \dot{\sigma}(s) \rangle = 1$. The de Sitter sphere admits an invariant affine connection obtained by Lorentz orthogonal projection of the standard connection of \mathbb{R}_+^4 . This way, the *geodesic curvature vector* $\vec{k}_g(s)$ of $\sigma(s)$ in Λ^4 is the orthogonal projection of $\ddot{\sigma}(s)$ to $T_{\sigma(s)}\Lambda^4 = \sigma(s)^\perp$. Now,

$$\langle \sigma, \sigma \rangle \equiv 1 \Rightarrow \langle \sigma, \dot{\sigma} \rangle \equiv 0 \Rightarrow \langle \sigma, \ddot{\sigma} \rangle + \langle \dot{\sigma}, \dot{\sigma} \rangle = 0$$

so that $\langle \sigma, \ddot{\sigma} \rangle = -1$. Therefore $\vec{k}_g = \sigma + \ddot{\sigma}$, and the previous proposition states that a canal is regular if and only if its geodesic curvature vector in Λ^4 is time-like.

It will be interesting to consider a slightly bigger class of canals.

Definition 2.3. A canal $\sigma(s)$ is *almost regular* if $\vec{k}_g(s) = \sigma(s) + \ddot{\sigma}(s)$ is non vanishing, and nowhere space-like; i.e.,

$$\langle \vec{k}_g(s), \vec{k}_g(s) \rangle \leq 0, \quad \vec{k}_g(s) \neq 0.$$

A canal with everywhere light-like $\vec{k}_g(s)$ is called a *drill*.

3 Examples

Particular canal surfaces are the *Dupin cyclides*, obtained by intersecting Λ^4 with space-like affine planes. A reference with our viewpoint is [La-Wa]. An older one is [Da2, livre IV chap XII page 281], where Darboux observes that a Dupin cyclide is in two different ways the envelope of a one parameter family of spheres, and that each sphere of one family is tangent to all the spheres of the other. Each of these two families is the intersection of Λ^4 with a space-like affine plane.

A regular Dupin cyclide (in \mathbb{S}^3) is the stereographic image of a revolution torus of \mathbb{R}^3 . In this case the two affine planes H_1 and H_2 are of the form $H_1 = x_1 + h_1$, $H_2 = x_2 + h_2$, where h_1 and h_2 are two space-like orthogonal vectorial planes, and $x_1 \in H_1$ and $x_2 \in H_2$ are two time-like points in $(h_1 \oplus h_2)^\perp$ such that $\langle x_1, x_2 \rangle = 1$.

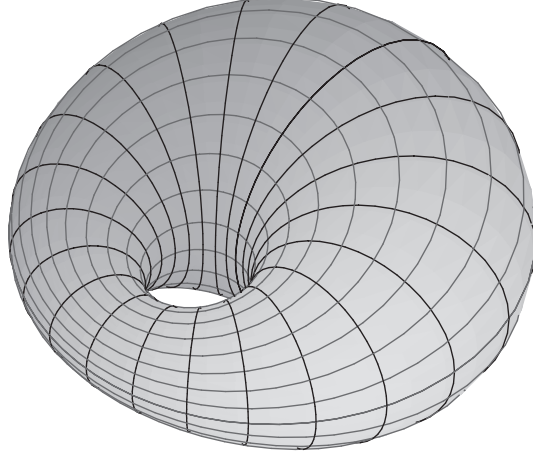


Figure 3: A Dupin cyclide and its two families of characteristic circles

Points σ of the intersection $H_i \cap \Lambda^4$ satisfy the equation $\langle \sigma, \sigma \rangle = 1$. Therefore $\langle \sigma - x_i, \sigma - x_i \rangle = \langle \sigma, \sigma \rangle - \langle x_i, x_i \rangle = 1 + |\langle x_i, x_i \rangle|$. This means that the intersection $H_i \cap \Lambda^4$ is, in the euclidean plane H_i (for the metric induced from the Lorentz metric on \mathbb{R}_1^4) a circle of radius strictly larger than one. Thus, the two canals have length bigger than 2π .

A Dupin cyclide may also have two singular points. This happens when one of the family of spheres is of the form $H \cap \Lambda^4$, where H is an affine plane of the form $H = x + h$, with h a space-like vectorial plane, and $x \in H$ a space-like vector orthogonal to h . Therefore $\langle \sigma - x, \sigma - x \rangle = \langle \sigma, \sigma \rangle - \langle x, x \rangle = 1 - |\langle x, x \rangle|$. This means that the intersection $H \cap \Lambda^4$ is, in the euclidean plane H (for the metric induced from the Lorentz metric on \mathbb{R}_1^4) a circle of radius strictly smaller than one. This radius can be arbitrarily small, so there is no lower bound for the length of such canals.

An example of drill is the limit case of cyclide shown in picture (4). In that case one family of spheres (the exterior ones) is of the form $H \cap \Lambda^4$, where H is a space-like affine plane of the form $H = x + h$, where h is a space-like vectorial plane, and $x \in H$ a light-like vector orthogonal to h . Therefore $\langle \sigma - x, \sigma - x \rangle = \langle \sigma, \sigma \rangle - \langle x, x \rangle = 1$. This means that the intersection $H \cap \Lambda^4$ is, in the euclidean plane H (for the metric induced from the Lorentz metric on \mathbb{R}_1^4) a circle of radius equal to one. A degenerate case, for which $\vec{k}_g \equiv 0$ are space-like geodesics: pencils of spheres containing a given circle.

Both space-like geodesics and Dupin cyclides with one singular point have length 2π . A more general family with the same length is the following. Let




Figure 4: A degenerate Dupin cyclide

u, v, w be orthogonal vectors with $\langle u, u \rangle = 0$, $\langle v, v \rangle = \langle w, w \rangle = 1$. Then

$$\sigma(s) = \lambda(s)u + \cos sv + \sin sw \quad s \in [0, 2\pi] \quad (3)$$

for any 2π -periodic function $\lambda(s) > 0$ defines a closed drill with length 2π , and geodesic curvature vector $\vec{k}_g(s) = (\lambda(s) + \lambda''(s))u$. The corresponding spheres are tangent to a circle at a fixed point.

Remark 4. Reciprocally, any canal $\sigma(s)$ with light-like geodesic curvature vector of the form $\vec{k}_g(s) = \rho(s)u$ can be obtained in this way. Indeed, it is enough to solve the equation $\lambda(s) + \lambda''(s) = \rho(s)$. Then $\sigma(s)$ has the form (3) by the uniqueness of solutions of linear ordinary differential equations.

The main goal of this paper is to find lower bounds for the length of closed space-like paths. The example of singular Dupin cyclides shows that some extra geometric hypothesis is needed. We will prove that closed almost-regular canals have length bigger than 2π . Moreover, it will be seen that equality occurs precisely in the example we just described.

4 Length of canals

The conformal geometry of space curves and surfaces was intensively studied at the beginning of 20th century by Blaschke, Thomsen and others, always from a local viewpoint. Next we consider a global question, namely that of estimating the length in Λ^4 of closed canals.

Let $\sigma(s)$ be an almost regular canal parametrized by arc-length. It will be useful to consider the surface $S \subset \Lambda^4$ spanned by the union of geodesics of the

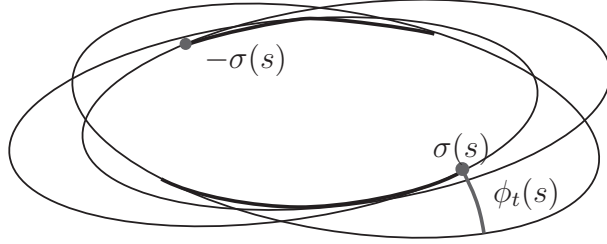


Figure 5: Surface spanned by tangent geodesics in Λ^4

form $\text{span}(\sigma(s), \dot{\sigma}(s)) \cap \Lambda^4$. This corresponds to the set of spheres containing the characteristic circles $C(s) = \text{span}(\sigma(s), \dot{\sigma}(s))^\perp \cap \mathbb{S}^3$. Considering the map

$$\psi(s, u) = \cos u \sigma(s) - \sin u \dot{\sigma}(s)$$

we can check that S is a regular surface outside $\pm\sigma(s) = \psi(s, n\pi)$, $n \in \mathbb{Z}$. Now for every t consider the following path in Λ^4

$$\phi_t(s) := \psi(s, s+t) = \cos(s+t)\sigma(s) - \sin(s+t)\dot{\sigma}(s) \quad (4)$$

Taking derivatives,

$$\phi_t'(s) = \frac{d\phi_t(s)}{ds} = -\sin(s+t)(\sigma(s) + \ddot{\sigma}(s)) \quad (5)$$

so that $\langle \phi_t', \phi_t' \rangle \leq 0$. The surface S is analogous to the developable surface spanned by the tangent lines of a space curve, while the curves $\phi_t(s)$ mimic the involutes.

Now we prove a couple of technical lemmas. The first one is about hyperbolic plane geometry.

Lemma 5. *Let P, Q, R be three points on a geodesic circle in the hyperbolic plane \mathbb{H}^2 . Consider the closed convex curve formed by the geodesic segments RP, RQ and an arc of circle joining P and Q . Let α, β, γ be the interior angles of that curve at P, Q and R respectively. Then $\alpha + \beta + \gamma > \pi$.*

Proof. Let $\epsilon = \pi - \alpha$ and $\varphi = \pi - \beta$. Then clearly $\gamma = \pi - \epsilon - \varphi$. Now

$$\alpha + \beta + \gamma = 2\pi - \epsilon - \varphi + \gamma = \pi + 2\gamma > \pi. \quad \square$$

Next we bound the length of a regular canal in \mathbb{S}^1 . Such an object is a space-like curve $\sigma(t) \in \Lambda^2$, with time-like curvature vector, contained in the 2-dimensional de Sitter sphere Λ^2 , the unit sphere of 3-dimensional Lorentz space \mathbb{R}_1^3 . As in

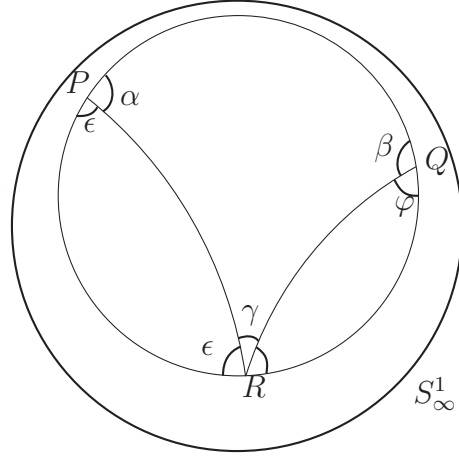


Figure 6: A lemma of hyperbolic geometry; (Poincaré model)

higher dimension, each $\sigma \in \Lambda^2$ defines an oriented codimension 1 sphere (i.e. a 0-sphere in \mathbb{S}^1). By mapping isometrically \mathbb{R}_1^2 into a linear subspace $V \subset \mathbb{R}_1^4$ one has $\Lambda^2 = V \cap \Lambda^4$. After a suitable stereographic projection, the envelope (in \mathbb{R}^3) of a regular canal $\sigma(t)$ in Λ^2 is a revolution surface. To see that, note that every $\sigma(t)$ corresponds to a sphere orthogonal to the circle $S = V^\perp \cap \mathcal{C}$. By choosing the pole of the stereographic projection in S , the spheres become orthogonal to a line, and are thus enveloped by a surface of revolution.

Lemma 6. *Let $\sigma(t) \in \Lambda^2$ with $t \in [0, 1]$ be a regular canal of 0-spheres in \mathbb{S}^1 given by their centers $m(t) \in \mathbb{S}^1$ and their radii $r(t) > 0$. Assume the curve $m(t)$ has length equal or bigger than 2π . Assume further that $r(t)$ is minimum at $t = 0, 1$ with $r'(0) = r'(1) = 0$. Then the length ℓ of $\sigma(t)$ is strictly bigger than 2π .*

Proof. The canal $\sigma(t)$ defines a one parameter family of geodesics $\sigma(t)^\perp \cap \mathbb{H}^2$ in hyperbolic plane $\mathbb{H}^2 = \{x \in \mathbb{R}_1^2 \mid \langle x, x \rangle = -1\}$. The envelope of these geodesics is given by

$$c(t) = \frac{1}{\sqrt{-\langle \vec{k}_g, \vec{k}_g \rangle}} \cdot \vec{k}_g \in \mathbb{H}^2.$$

Indeed, one easily checks that $c(t), c'(t) \perp \sigma(t)$. The points $c(t)$ form a regular curve $C \subset \mathbb{H}^2$. Indeed, taking $v(t) = \sigma'(t)/\|\sigma'(t)\|$ one has an orthonormal basis $\sigma(t), v(t), c(t)$. Assuming $c'(t) = 0$ for some t easily yields $v'(t) \perp c(t)$. Hence $c \perp \text{span}(\sigma, v, v') = \text{span}(\sigma, \sigma', \sigma'')$, so the latter subspace is space-like, contradicting Proposition 3.

Since $\sigma(t)$ is a unit normal vector of C at $c(t)$, the geodesic curvature of C in \mathbb{H}^2 is $\kappa(t) = \frac{\|\sigma'(t)\|}{\|c'(t)\|}$ and C is locally convex. Thus, the length of σ is the integral of the geodesic curvature of C

$$\ell = \int_C \kappa(t) \|c'(t)\| dt = \int_C \kappa(t(u)) du,$$

where u is the arc-length on C .

It will be useful to project \mathbb{H}^2 onto the space-like affine plane H defining the metric on \mathbb{S}^1 , and to study the curve C in this instance of the Klein (or projective) model. This curve is given by equations

$$x \cdot m(t) = r(t), \quad x \cdot m'(t) = r'(t),$$

where \cdot denotes the euclidean scalar product of H . Since $r(t)$ is minimum at $t = 0, 1$ and $r'(0) = r'(1) = 0$, the envelope curve C is contained in some disk D , and tangent to ∂D at the endpoints. Since C is locally convex, the total turn of its tangent equals the length of $m(t)$, and by assumption is not smaller than 2π . Hence, C must have at least one double tangent, and one double point. Next we reduce to the case where C has one single double point (and one doubly tangent geodesic). Let t_0 be the second t such that the geodesic given by $\sigma(t_0)^\perp$ is tangent to C in more than one point (see figure 7). Replace an arc of C by the (maximum) interval of $\sigma(t_0)^\perp$ defined by the contact points. This way we get a new curve C' , and a new canal with a shorter length. By repeating this procedure with the rest of double tangents, we arrive at a curve C' with one only double tangent.

By assumption, C' is contained in a disk of \mathbb{H}^2 , and it is tangent to the boundary at the endpoints P , and Q . We can choose R in the boundary of the disk so that the double point of C' is contained in the angular sector PRQ . Adding the geodesic segments PR and QR to the curve C' we get a locally convex curve C'' with interior angles α, β, γ as in the previous lemma. By applying the Gauss-Bonnet formula to C'' we get

$$\int_{C''} k(u) du + \pi - \alpha + \pi - \beta + \pi - \gamma = 4\pi + F$$

where F is the area of the region enclosed by C'' , counted with multiplicity the winding number with respect to C'' . Applying the previous lemma gives

$$\int_{C''} k(u) du = \pi + \alpha + \beta + \gamma + F > 2\pi + F > 2\pi$$

since the winding numbers are never negative. □

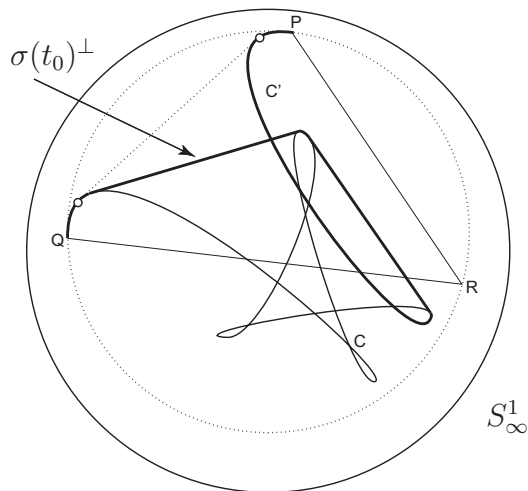


Figure 7: Simplifying the curve C ; (Klein model)

Theorem 7. *Let $\sigma(s)$ be a closed almost regular canal in Λ^4 . Then it has length $\ell \geq 2\pi$. Moreover $\ell = 2\pi$ if and only if $\text{span}(\vec{k}_g(s))$ is light-like, and constant.*

Proof. By Remark 4 we must only prove that $\ell > 2\pi$ if $\text{span}(\vec{k}_g(s))$ is time-like or non-constant (say in a neighborhood of $s = 0$). We will reduce this case to the previous lemma. The procedure is similar to the one used in [HePi] to prove the Willmore conjecture for canal surfaces. The first step is to find a conformal image of the corresponding family of spheres $\Sigma(s)$ so that the curve of the centers has length 2π or more. Consider now the path $\phi_0(s)$ defined in (4) for all $s \in \mathbb{R}$ (we think of $\sigma(s)$ as an ℓ -periodic function defined on \mathbb{R}). By (5), the tangent vector $\phi'_0(s)$ is a non zero multiple of $\vec{k}_g(s)$ for $s \in (0, \pi)$. Thus, by Proposition 2, $\phi_0(s)$ describes a family of nested spheres going from $\phi_0(0) = \sigma(0)$ to $\phi_0(\pi) = -\sigma(\pi)$. Then the oriented spheres $\sigma(0)$ and $\sigma(\pi)$ determine two balls in \mathbb{S}^3 that are disjoint. After a conformal transformation of \mathbb{S}^3 , these two balls will have antipodal centers, and the curve $m(s)$ of the centers of $\Sigma(s)$ will have length 2π or more.

Let us now parametrize the curve of centers by its arc-length parameter t starting at the center of a sphere of minimal radius. We get a curve $m(t)$ in \mathbb{S}^3 with $\|m'(t)\| = 1$ and $t \in [0, L]$ for the length $L \geq 2\pi$. We will also denote by $\Sigma(t)$ and $r(t)$ the spheres and their radii. Consider now $\hat{m}(t)$, a unit speed parametrization of a geodesic circle of \mathbb{S}^3 . Consider the canal $\hat{\Sigma}(t)$ described by the spheres with center $\hat{m}(t)$, and radius $r(t)$ equal to the radius of $\Sigma(t)$. By using (1), the length of the derivative of $\sigma(t)$ with respect to t is given in terms of its

centers and radii by (cf.[HePi])

$$\langle \sigma'(t), \sigma'(t) \rangle = \frac{|m'(t)|^2 - r'(t)^2}{\sin^2 r(t)} = \frac{1 - r'(t)^2}{\sin^2 r(t)} = \langle \hat{\sigma}'(t), \hat{\sigma}'(t) \rangle$$

Hence the path $\sigma(t)$ has the same length as the path $\hat{\sigma}(t)$ corresponding to the canal $\hat{\Sigma}(t)$.

Let us show that the curve $\hat{\sigma}(t)$ has (non-space-like) non-zero curvature vector $\vec{\hat{k}}_g(t)$. By using again (1), as well as

$$\sigma'' = \frac{\langle \sigma'', \sigma' \rangle}{\langle \sigma', \sigma' \rangle} \sigma' + \langle \sigma', \sigma' \rangle \ddot{\sigma},$$

the geodesic curvature vector of $\sigma(t)$ can be computed to be

$$\vec{k}_g = \sigma + \ddot{\sigma} = \frac{1}{(1 - r'^2)^2 \sin r} (a, b m - ar' \sin r m' + (1 - r'^2) \sin^2 r m'')$$

where $a = (1 - r'^2) \cos r - r'' \sin r$ and $b = 1 - r'^2 - r'' \sin r \cos r$. For $\hat{\sigma}$ we have $\hat{m}'' = -\hat{m}$, and

$$\vec{\hat{k}}_g = \frac{a}{(1 - r'^2)^2 \sin r} (1, \hat{m} \cos r + \hat{m}' r' \sin r),$$

so that

$$\langle \vec{\hat{k}}_g, \vec{\hat{k}}_g \rangle = \frac{-a^2}{(1 - r'^2)^3} < 0$$

since $\vec{k}_g \neq 0$ gives $a \neq 0$. Finally we apply the previous lemma to $\hat{\sigma}(t)$. \square

Remark 8. It is clear from the proof that the same result holds for curves in de Sitter sphere of any dimension.

5 Osculating spheres

Given a curve $\Gamma \subset \mathbb{S}^3$ corresponding to $\gamma \subset \Lambda^4$, the set of spheres having second order contact with the curve at $\Gamma(t)$ is the geodesic $\text{span}(\gamma, \gamma', \gamma'')^\perp \cap \Lambda^4$ (see Lemma 1), which corresponds to the pencil of spheres containing the osculating circle. At least one of these spheres has a third order contact with Γ . Indeed, $\text{span}(\gamma, \gamma', \gamma'', \gamma''')^\perp$ is not time-like and must intersect Λ^4 . The spheres having third order contact with a curve are known as *osculating* spheres.

Remark 9. Some relations between the conformal geometry of the curve, and the centers and radii of the osculating spheres were found in [RoSa]. Here we focus in the interpretation of this canal of osculating spheres as a curve in Λ^4 .

Definition 5.1. A point is a *vertex* of a curve $\Gamma(t)$ if the the osculating circle has third order contact with $\Gamma(t)$ at that point.

Equivalently, vertices are points where the osculating sphere is not unique. Performing a stereographic projection $\psi : \mathbb{S}^3 \rightarrow \mathbb{R}^3$, the vertices of $x(t) = (\psi \circ \Gamma)(t)$ are points where

$$k'^2(u) + k^2(u)\tau^2(u) = 0.$$

where k, τ are the curvature and torsion of the curve $x(u)$, and derivation is taken with respect to the arc-length parameter u of $x(u)$. This can be checked from Bouquet's formula

$$\begin{aligned} x(u+h) - x(u) &= \left(h - \frac{k^2(u)h^3}{6} \right) T(u) \\ &+ \left(\frac{k(u)h^2}{2} + \frac{k'(u)h^3}{6} \right) N(u) + \frac{k(u)\tau(u)h^3}{6} B(u) + O(h^4), \end{aligned}$$

where T, N, B is the Frenet frame. The same formula yields the following expression for the center $m(u)$ of the osculating sphere of $x(u)$ at a non-vertex point

$$m(u) = x(u) + \frac{1}{k(u)} \vec{n}(u) + \frac{k'(u)}{k^2(u)\tau(u)} \vec{b}(u),$$

where \vec{n}, \vec{b} are the principal normal and binormal vectors.

By the strong transversality principle (cf. [AGV]), vertex-free curves are generic in the sense that they form an open dense subset in the C^∞ topology.

Remark 10. A different definition of the vertices of a space curve can be found in the literature. In some works vertices are points where the osculating sphere has contact 4 (cf.[Ur]). There are many examples of vertex-free curves (in our sense) having contact 4 with its osculating sphere. For instance, one can consider (non closed) plane curves.

Definition 5.2. A point where Γ has contact 4 (or higher) with a sphere is called a *spherical* point of the curve.

An unoriented osculating sphere of a curve $\Gamma(t) = \text{span}(\gamma(t))$ (with an arbitrary regular parameter t) is given by $\pm\sigma \in \text{span}(\gamma(t), \gamma'(t), \gamma''(t), \gamma'''(t))^\perp \cap \Lambda^4$. Clearly vertices of $\Gamma(t)$ occur when $\gamma(t), \gamma'(t), \gamma''(t), \gamma'''(t)$ are linearly dependent. Otherwise the unique osculating sphere is given (up to orientation) by

$$\sigma = \frac{\nu}{\pm\sqrt{\langle \nu, \nu \rangle}}$$

where $\nu = \gamma \wedge \gamma' \wedge \gamma'' \wedge \gamma'''$ is the Lorentz exterior product defined through $\langle \nu, w \rangle = \det(\gamma, \gamma', \gamma'', \gamma''', w)$, $\forall w \in \mathbb{R}_1^4$ (cf. [LaOH]). Therefore, if $\Gamma(t)$ is a smooth vertex-free curve, the osculating spheres give a differentiable path $\sigma(t)$ in Λ^4 possibly with $\sigma'(t) = 0$ at some point.

The following fact was probably known by the time of [Tho].

Proposition 11. *Let $\Gamma(t) \subset \mathbb{S}^3$ be a vertex-free curve, and let $\sigma(t) \in \Lambda^4$ correspond to the osculating spheres $\Sigma(t)$. At points where $\sigma'(t) \neq 0$, the geodesic curvature vector $\vec{k}_g(t)$ is light-like. Moreover, $\vec{k}_g(t) \neq 0$, and $\Gamma(t) = \text{span}(\vec{k}_g(t))$. The osculating circles of $\Gamma(t)$ are the characteristic circles of the canal $\Sigma(t)$ given by $C(t) = \text{span}(\sigma, \dot{\sigma})^\perp \cap \mathcal{C}$.*

Proof. Without loss of generality we can consider $\sigma(s)$ parametrized by arc-length. From $\sigma \perp \text{span}(\gamma, \dot{\gamma}, \ddot{\gamma}, \ddot{\gamma})$ one gets easily $\dot{\sigma} \perp \text{span}(\gamma, \dot{\gamma}, \ddot{\gamma})$, and $\ddot{\sigma} \perp \text{span}(\gamma, \dot{\gamma})$. Thus, $\sigma, \dot{\sigma}$ belong to $\text{span}(\gamma, \dot{\gamma}, \ddot{\sigma})^\perp$ which has dimension 2. Note that $\langle \sigma, \ddot{\sigma} \rangle = -1$. If $\ddot{\sigma}(s) = -\sigma(s)$ at some point, we argue

$$\langle \dot{\sigma}, \ddot{\gamma} \rangle \equiv 0 \Rightarrow \langle \ddot{\sigma}, \ddot{\gamma} \rangle + \langle \dot{\sigma}, \ddot{\gamma} \rangle = \langle \cancel{-\sigma}, \ddot{\gamma} \rangle + \langle \dot{\sigma}, \ddot{\gamma} \rangle = 0$$

and $\dot{\sigma} \perp \text{span}(\gamma, \dot{\gamma}, \ddot{\gamma}, \ddot{\gamma})$ giving a second osculating sphere for $\Gamma(t)$. Thus, at non-vertex points, the vectors $\ddot{\sigma}, \sigma$ are linearly independent, and there must exist β such that $\sigma + \beta \ddot{\sigma}$ is parallel to γ . Now

$$\langle \sigma + \beta \ddot{\sigma}, \sigma \rangle = 0 \Leftrightarrow \beta = 1.$$

Therefore $\vec{k}_g = \sigma + \ddot{\sigma}$ is light-like. Hence $\vec{k}_g \in \gamma^\perp \cap \mathcal{C} = \text{span}(\gamma)$, so that $\Gamma(s) = \text{span}(\vec{k}_g(s))$. Finally, since $\sigma, \dot{\sigma} \perp \gamma, \dot{\gamma}, \ddot{\gamma}$, the circle $C = \text{span}(\sigma, \dot{\sigma})^\perp \cap \mathcal{C}$ has second order contact with Γ . \square

Roughly speaking we say that the osculating spheres of space curves form a drill. In fact, the converse is essentially true: a drill with $\vec{k}_g(t) \neq 0$ corresponds to the osculating spheres of the curve $\Gamma(t) = \text{span}(\vec{k}_g(t))$. This fact was already observed by Thomsen [Tho].

The following is an interesting consequence of Proposition 11.

Corollary 12. (cf.[BaWh]) *The osculating circles $C(t)$ of a vertex-free curve $\Gamma(t)$ without spherical points generate a surface $\cup_t C(t)$ (called curvature tube) that is immersed outside Γ .*

Proposition 13. (cf.[Fia, Thm.12.1]) *Let $\Gamma(t) = \text{span}(\gamma(t))$ be a vertex-free curve, and $\sigma(t)$ its osculating canal. Then $\sigma'(t) = 0$ exactly at spherical points of $\Gamma(t)$ (i.e., where $\Sigma(t)$ has contact bigger than 3 with $\Gamma(t)$).*

Proof. Suppose $\sigma'(t) = 0$ for some t . Then

$$\langle \sigma, \gamma''' \rangle \equiv 0 \Rightarrow \langle \sigma'(t), \gamma'''(t) \rangle + \langle \sigma(t), \gamma^4(t) \rangle = 0$$

so that Σ has contact 4 with Γ . Conversely, if at some point we have $\sigma \perp \text{span}(\gamma, \dots, \gamma^4)$ then we get $\sigma, \sigma' \perp \text{span}(\gamma, \gamma' \gamma'', \gamma''')$. The latter space has dimension 4 since Γ is vertex-free. Thus σ' is parallel to σ which yields $\sigma' = 0$ since $\sigma' \perp \sigma$. \square

The following result is not directly related with our purposes, but may have some interest as a generalisation of the well-known fact that the osculating circles of a planar vertex-free curve are nested (cf.[Kn]).

Corollary 14. *Given a sphere $\bar{\Sigma}$ having second contact with a vertex-free curve $\Gamma(s)$ at $\Gamma(s_0)$, there is a light-like path $\bar{\Sigma}(s)$ with $\bar{\Sigma} = \bar{\Sigma}(s_0)$, and with contact 2 along $\Gamma(s)$ for s close to s_0 .*

Proof. Let $\sigma(s)$ be the drill formed by the osculating spheres of $\Gamma(s)$, and consider the canal $\phi_t(s)$ defined in (4). Then we can choose t such that $\phi_t(s_0)$ corresponds to $\bar{\Sigma}$. Then, equation (5) shows $\text{span}(\phi_t'(s)) = \text{span}(\sigma(s) + \ddot{\sigma}(s)) = \Gamma(s)$. Then $\bar{\Sigma}(s)$ is given by $\phi_t(s)$, as one can show a light-like path has always second order contact with the curve defined by its tangent vector. \square

Remark 15. The curves on a given surface such that the osculating sphere is tangent to the surface were studied by Darboux (cf.[Da1]). In particular, he showed they satisfy a (reasonably) nice second order differential equation; at the end of the article he mentions the use of pentaspherical coordinates as a way to obtain geometrical properties of these curves.

6 Conformal torsion

In [RoSa], a conformally invariant form ω was obtained on any vertex-free curve by pulling back the arc-length element ds of the osculating canal $\sigma(s)$. This form ω can be expressed in terms of the so-called conformal torsion and the conformal arc-length. After a stereographic projection, the computations in [RoSa] give

$$\omega = \sigma^*(ds) = \frac{\sqrt{|m'(u)|^2 - r'(u)}}{r(u)} du = \frac{|2k'\tau + k^2\tau^3 + kk'\tau' - kk''\tau|}{k'^2 + k^2\tau^2} du$$

where $m(u), r(u)$ are respectively the center and radius of the osculating sphere of the projected curve, and derivation is taken with respect to the arc-length

parameter u of this curve. On the other hand, every vertex-free curve admits a conformally invariant parameter t , called *conformal arc-length*, given by

$$dt = \sqrt[4]{k'^2 + k^2\tau^2} du.$$

Now,

$$\omega = |T|dt \quad \text{where} \quad T = \frac{2k'\tau + k^2\tau^3 + kk'\tau' - kk''\tau}{(k'^2 + k^2\tau^2)^{5/2}}.$$

The scalar T is a conformally invariant function associated to a vertex-free curve and was called *conformal torsion* in [CSW]. Note that T has a well defined sign, and it vanishes at spherical points by Proposition 13. Thus, unlike vertices, spherical points can not be avoided generically. The following result is an application of Theorem 7.

Corollary 16. *Let $C \subset \mathbb{R}^3$ be a closed vertex-free curve. If no sphere has contact 4 (or higher) with C then*

$$\int_C \omega = \left| \int_C T(t)dt \right| \geq 2\pi$$

where $T(\neq 0)$ is the conformal torsion and t denotes the conformal arc-length.

Proof. It remains only to see that the orientations of the osculating spheres can be taken in a coherent way; so that $\sigma(\ell) = \sigma(0)$ and not $-\sigma(0)$. Recall that the osculating spheres form a drill with an envelope S generated by the osculating circles. This envelope S is an immersed surface outside the curve C . Since C , and the osculating circles are oriented, we can take an orientation on $S \setminus C$, and push this orientation coherently to the spheres. \square

The integral of $T(t)dt$ for closed curves was already considered in [CSW] where they prove that it coincides (mod 2π) with the total torsion $\int \tau du$. The total torsion had been shown to be invariant mod 2π under Möbius transformations by Banchoff and White in [BaWh].

It worth mentioning that closed curves without spherical points exist. One example is given by curves in a Dupin cyclide making a suitably chosen constant angle with the characteristic circles (cf.[Yu]).

We end with the following question: is the following inequality true for general closed vertex-free curves with spherical points

$$\int_C \omega = \int_C |T(t)|dt \geq 2\pi?$$

References

- [AGV] V. E. Arnold, S.M. Gusein-Zade, A.N. Varchenko. *Singularities of Differentiable Maps*. Vol **1**, Birkhauser (1985).
- [BaWh] T. Banchoff, J. White. *The behavior of the total twist and self-linking number of a closed space curve under inversions*. *Math.Scand.* **36** (1975), 254–262.
- [Ber] M. Berger. *Géométrie*. Nathan, Paris (1990).
- [Cec] T. E. Cecil. *Lie sphere geometry with applications to submanifolds*. Springer (1992).
- [CSW] G. Cairns, R. Sharpe, L. Webb. *Conformal invariants for curves and surfaces in three dimensional space forms*. *Rocky Mountain Jour.of Math.* **24** n. 3, 933–959, 1994.
- [Da1] G. Darboux. *Des courbes tracées sur une surface, et dont la sphère osculatrice est tangente en chaque point à la surface*. *C.R. Acad. Sc. Paris* (1871) 732–736, (also www.gallica.bnf.fr).
- [Da2] G. Darboux. *Leçons sur la théorie générale des surfaces*. Gauthier-Villars Paris (1887).
- [Fia] A.Fialkow. *The conformal theory of curves*. *Trans.Amer.Math.Soc.* **51** (1942), 435–501.
- [La-Wa] R. Langevin, P. Walczak. *Conformal geometry of foliations*. *Geom. Dedicata* **132** (2008), 135–178.
- [Her] U. Hertrich-Jeromin. *Introduction to Möbius Differential Geometry*. Cambridge University Press (2003).
- [HePi] U. Hertrich-Jeromin, U. Pinkall. *Ein Beweis der Willmoreschen Vermutung für Kanaltori*. *J. reine angew. Math.* **430** (1992), 21–34.
- [Kn] A. Kneser. *Bemerkungen über die Anzahl der Extreme der Krümmung geschlossene Kurven und über Verwandte Fragen in nichteuklidischen Geometrie*. *Festschrift zum 70. Geburtstag von H.Weber* (1912), 170–180.
- [LaOH] R. Langevin, J. O’Hara. *Conformally invariant energies of knots*. *J. of the Inst. Math. Jussieu* **4** (2) (2005), 219–280.
- [RoSa] M. C. Romero-Fuster, E. Sanabria-Codesal. *Generalized evolutes, vertices and conformal invariants of curves in \mathbb{R}^{n+1}* . *Indag. Mathem.* **2** n.10 (1999), 297–305.
- [Sa] L. A. Santaló. *Curvas extremales de la torsion total y curvas-D*. (1941) *Publ. Inst. Mat. Univ. Nac. Litoral*. p. 131–156.

- [Tho] G. Thomsen. *Über konforme Geometrie. II: über Kreisscharen und Kurven in der Ebene und über Kugelscharen und Kurven im Raum*, Abhandlungen Hamburg 4, 117-147 (1925).
- [Ur] R. Uribe-Vargas. *On the higher dimensional four-vertex theorem*. *Compt. Rend. Acad. Sci. Paris* **321** n.10, (1995), 1353–1358.
- [Yu] L. Yun. *Invariant of curves under Möbius group in 3-dimensional space*. Peking University (2003).