

Black hole radiation with short distance dispersion, an analytical S-matrix approach

Antonin Coutant* and Renaud Parentani†

*Laboratoire de Physique Théorique, CNRS UMR 8627,
Bât. 210, Université Paris-Sud 11, 91405 Orsay Cedex, France*

Stefano Finazzi‡

*SISSA, via Bonomea 265, Trieste 34151,
Italy and INFN sezione di Trieste, Via Valerio 2, Trieste 34127, Italy*

(Dated: October 26, 2018)

Local and non-local properties of Hawking radiation in the presence of short distance dispersion are computed using connection formulae. The robustness of the spectrum and that of the two-point function are explained by showing that the leading deviations from the relativistic expressions decrease with the inverse of the spatial extension of the near horizon region. This region corresponds to a portion of de Sitter space with a preferred frame. We show that the phases of the Bogoliubov coefficients are relevant for the two-point function in black and white holes, and also for the black hole laser effect. We also present an unexpected relation between the spectra obtained with sub and with superluminal dispersion and we apply our formalism to massive fields. Our predictions are validated by numerical analysis.

*Electronic address: antonin.coutant@th.u-psud.fr

†Electronic address: renaud.parentani@th.u-psud.fr

‡Electronic address: finazzi@sissa.it

Introduction

Hawking radiation (HR), the spontaneous and steady emission of thermal radiation by black holes [1], plays a crucial role in black hole thermodynamics [2–4] and in the attempts to construct theories of quantum gravity [5, 6]. Given that these are still incomplete, it is of importance to determine under which conditions HR occurs, and how its properties depend or not on hypothesis concerning the ultra-violet behavior of the theory. In fact, because modes with arbitrary short wavelengths are involved in the standard derivation [7–9], it was questioned [10, 11] whether this process would still be present if Lorentz invariance were broken on very short scales. This question was motivated, on one hand, by the *possibility* that quantum gravitational effects could be effectively described by a non trivial dispersive relation, see *e.g.* [12], and, on the other hand, by the *fact* that phonons, or other collective degrees of freedom, obey dispersive equations at short distance, *e.g.* when approaching the inter atomic scale. Hence dispersion must be taken into account when computing the phonon spectrum that a black hole analogue [7] would emit. To this end, Unruh [13] wrote a dispersive wave equation in an acoustic black hole metric. He then numerically found that the thermal properties of the flux are robust, *i.e.* not significantly affected when $\Lambda \gg \kappa$, where Λ is the ultra-violet dispersive frequency, and κ the surface gravity of the black hole. In a subsequent numerical analysis [14], it was observed that “*the radiation is astonishingly close to a perfect thermal spectrum*”. This was confirmed to a higher accuracy in [15], and partially explained by analytical treatments [16–20].

In spite of these works, the origin of this astonishing robustness is not completely understood. This is due to our ignorance of the parameters governing the first deviations with respect to the standard thermal spectrum. In the present work, we show that when $\Lambda \gg \kappa$ the most relevant parameter is the extension of the near horizon region in which second order gradients can be neglected.¹ We reach these results by studying the validity limits of the connection formula [16–19] encoding the scattering across the horizon. While the core of the calculation is based on the mode properties near the horizon – which are universal as they rely on a first order expansion around the horizon – the validity limits are essentially governed by the extension of the region where this expansion is valid. As a result, on the one hand, the leading order expressions are universal and agree with the standard relativistic ones, and on the other hand, the first deviations depend on this extension. Their evaluation is carried out using a superluminal dispersion relation. Interestingly, these results also apply to subluminal dispersion, as we show in establishing a correspondence between these two cases. We apply our analysis to both black and white holes, and show that HR in the latter backgrounds gives rise to undulations [24, 25] that contribute as classical waves to the observables. We then compare our predictions with the numerical works [26, 27] which were done in parallel with the present analysis. We apply our treatment to the black hole laser effect in

¹ When these higher derivatives vanish, the background corresponds to a de Sitter space endowed with an homogeneous preferred frame that respects some of the de Sitter isometries. This was noticed in [21], and further developed with Jean Macher during his PhD [22]. This was exploited in [23], and we hope to report on it soon.

App. B and to massive fields in App. C.

I. BLACK HOLE METRICS AND DISPERSIVE THEORIES

A. The choices of settings

To study the propagation of a dispersive field on a black hole geometry, basically two lines of thought can be followed. First one can study a particular fluid and derive the equations for linearized perturbations from the known microscopic theory, *e.g.* of a Bose condensate [28]. Secondly, more abstractly, one can identify the ingredients that must be adopted in order to obtain a well-defined mode equation. We adopt here this second attitude [13, 16, 29] as it is more general, and as it reveals what are exactly the choices that should be made.

First one needs to choose a dispersion relation in a flat (homogeneous) situation

$$\Omega^2 = F^2(p), \quad (1)$$

where Ω is the frequency in the reference frame, p is the norm of the wave vector, and $F^2 = p^2 \pm p^4/\Lambda^2 + o(p^4)$. We thus work in units so that the group velocity is unity for $\Omega \rightarrow 0$. The critical frequency Λ sets the scale at which dispersive effects become significant. In what follows, to simplify the equations we shall often work with

$$F^2(p) = \left(p + \frac{p^3}{2\Lambda^2} \right)^2 = p^2 + \frac{p^4}{\Lambda^2} + \frac{p^6}{4\Lambda^4}. \quad (2)$$

At the end of the paper we shall consider more general relations.

Second one needs to choose the two background fields, namely the metric $g_{\mu\nu}$, and the ‘preferred’ frame, *i.e.* the *local* frame in which eq. (1) is implemented. As explained in [29] the latter can be described by a unit time-like vector field, u^μ , in terms of which the preferred frequency is $\Omega = u^\mu p_\mu$. In what follows, for reasons of simplicity, we work in 1+1 dimensions. Then the ‘preferred’ spatial wave vector p is $p = s^\mu p_\mu$, where $s^\mu u_\mu = 0$, and $s^\mu s_\mu = -1$. For further simplicity, we also work with stationary background fields, and we impose that the flow $dx^\mu/d\tau = u^\mu$ is geodesic. Then, the Painlevé-Gullstrand coordinates [30], are the ‘preferred’ coordinates as they obey $dt = u_\mu dx^\mu$ and $\partial_x = s^\mu \partial_\mu$. Using them, $g_{\mu\nu}$ and u_μ are both encoded by a single function $v(x)$:

$$ds^2 = dt^2 - (dx - v(x)dt)^2, \quad (3)$$

and

$$\Omega = \omega - v(x)p, \quad (4)$$

where ω is the conserved frequency associated with the Killing field ∂_t . Returning to the first attitude above discussed, both Eq. (3) and Eq. (4) are obtained in the lab coordinates when considering the dispersive sound propagation characterized by Eq. (1) in a fluid whose flow velocity is $v(x)$.

When $v^2(x)$ crosses 1, there is a Killing horizon. More precisely, for $v < 0$, it is a black (white) hole horizon when $\kappa = \partial_x v$ evaluated at the horizon is positive (negative). This gradient determines the surface gravity of the horizon: neglecting dispersion, *i.e.* when $F^2 = p^2$, the near horizon behavior of null right moving (upstream) geodesics is

$$x = x_0 e^{\kappa t}. \quad (5)$$

Correspondingly, since $xp = cst$ near the horizon, the redshift experienced by right moving wave packets is [16, 20]

$$p = p_0 e^{-\kappa t}. \quad (6)$$

The third choice concerns the quantization procedure. There exist indeed many inequivalent wave equations associated with the dispersion relation

$$(\omega - vp)^2 = F^2(p). \quad (7)$$

This remain true even when using an action to guarantee that the wave equation be governed by self-adjoint differential operators. In this paper we shall work with [13]

$$[(\omega + i\partial_x v)(\omega + iv\partial_x) - F^2(i\partial_x)] \varphi_\omega = 0, \quad (8)$$

which is nothing but

$$[(\partial_t + \partial_x v)(\partial_t + v\partial_x) + F^2(i\partial_x)] \phi = 0, \quad (9)$$

applied on a stationary mode $\phi = e^{-i\omega t} \varphi_\omega$. The associated conserved scalar product is

$$(\phi_1 | \phi_2) = i \int_{\mathbb{R}} [\phi_1^* (\partial_t + v\partial_x) \phi_2 - \phi_2 (\partial_t + v\partial_x) \phi_1^*] dx. \quad (10)$$

Furthermore, we work with profiles $v(x)$ defined on the entire real axis, and asymptotically constant: $|v(\pm\infty)| < \infty$. Hence the domain of integration is the entire real axis. The stationary (positive norm and real frequency) modes ϕ_ω are then normalized by

$$(\phi_{\omega'} | \phi_\omega) = \delta(\omega' - \omega). \quad (11)$$

In conformity with second quantization [33], negative norm modes are named $(\phi_{-\omega})^*$, so that $\phi_{-\omega}$ are positive norm modes of negative frequency $-\omega$.

Eq. (9) reduces to the scalar massless d'Alembert equation when $F^2 = p^2 = -\partial_x^2$. It differs in several respects from the (two dimensional) Bogoliubov-de Gennes equation [28]. It first differs in the hydrodynamical regime, *i.e.* in the limit $\Lambda \rightarrow \infty$, in that the latter equation is not conformally invariant. As a result, left and right moving modes remain coupled in that case. Moreover, it also differs from Eq. (8) when taking into account the quartic dispersive effects. The differences arise from different orderings of ∂_x 's and $v(x)$. To give another example, Eq. (8) also differs from

alternative models [16, 32] in which left and right moving modes remain exactly decoupled even when $F(p)$ is non linear.

Nevertheless, these wave equations share the same characteristics since these are determined by Eq. (7). What is less obvious is that these models also share, at leading order, the same deviations of the spectrum which are due to dispersion. This follows from the fact that these deviations are based on asymptotic expansions that are governed by Hamilton-Jacobi actions associated with Eq. (7).

B. *in* and *out* mode basis, connection formulae, and Hawking radiation

In this paper, the properties of HR will be approximately determined by making use of connection formulae that relate asymptotic solutions of Eq. (8). Before describing this procedure in precise terms, let us briefly explain it. For the stationary profiles we consider, *i.e.* with v defined on the entire real axis and asymptotically constant, because of dispersion, the Bogoliubov transformation encoding the Hawking effect has the standard form of a scattering matrix. It should be stressed that this is not the case for relativistic fields. In that case indeed, because of Eq. (5), wave packets propagated backwards in time hug onto the horizon for arbitrary long time, and thus never transform into waves incoming from an asymptotic region. Instead, when there is dispersion, Eq. (5) is followed only for a finite time, and wave packets (propagated backwards in time) leave the near horizon region and reach, for superluminal dispersion, $x = -\infty$, see Fig. 1.

Moreover when wave packets reach the asymptotic regions where v is constant, they can be decomposed in terms of stationary plane waves $e^{-i\omega t} e^{ip_\omega x}$. Hence, the definition of the *in* and *out* modes is the standard one, see *e.g.* the scattering in a constant electric field [9]. The *in* modes ϕ_ω^{in} are solutions of Eq. (8) such that the group velocity $v_{\text{gr}} = (\partial_\omega p_\omega)^{-1}$ of their asymptotic branches is oriented towards the horizon for one of them only. Hence when forming a wave packet of such modes, it initially describes a single packet traveling towards the horizon, whereas at later time it describes several packets moving away from the horizon. Similarly, the *out* modes ϕ_ω^{out} contain only one asymptotic branch with a group velocity oriented away from the horizon.

At this point it should be noticed that the dimensionality of these two sets depends on the asymptotic values of v . When $v(x)$ contains one horizon, *i.e.* crosses -1 once, the dimensionality is 3 below a threshold frequency ω_{max} [15]: for $\omega_{\text{max}} > \omega > 0$, there is one positive norm left moving mode (with respect to the fluid, but not the lab) $\phi_\omega^{\text{left}}$, and a pair of right moving ones of opposite norm that we shall call ϕ_ω and $(\phi_{-\omega})^*$ according to the sign of their norm. Hence the scattering matrix is 3×3 . However, when v is smooth enough, $\phi_\omega^{\text{left}}$ essentially decouples. This has been numerically shown in [15], and is mathematically justified in App.A. Hence to a very good approximation, one recovers a 2×2 matrix characterizing right moving modes only. From now on we shall work within this approximation.

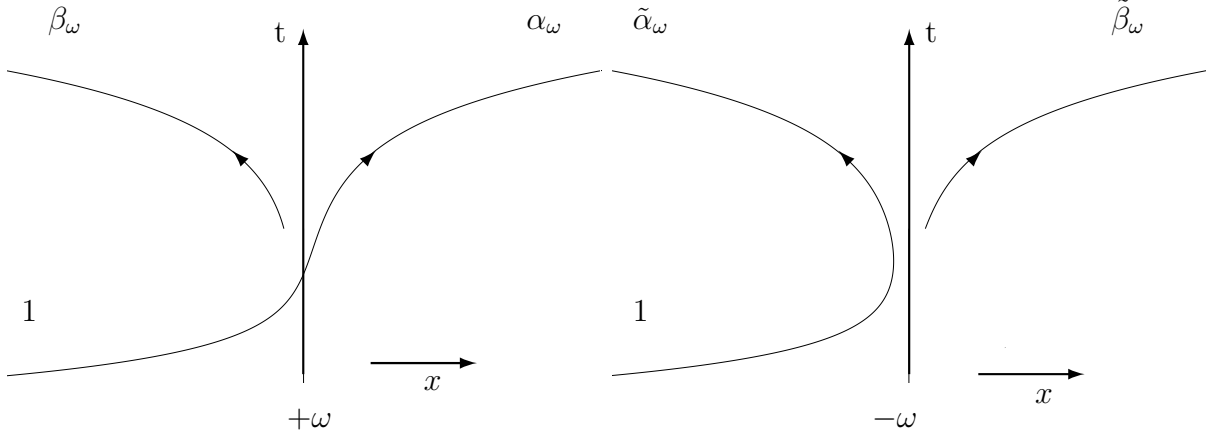


Figure 1: Space-time representation of the near horizon trajectories followed by wave packets made with right moving (with respect to the fluid) *in* modes in the presence of superluminal dispersion, *e.g.* that given in Eq. (2), and in the coordinate system (t, x) of Eq. (3). We have also indicated their asymptotic amplitudes as given in Eq. (12). On the left panel we have represented the trajectories associated with $\phi_{\omega}^{\text{in}}$, and on the right those of the partner mode $(\phi_{-\omega}^{\text{in}})^*$ with negative norm. The turning point of the latter is given in Eq. (28).

Introducing the *in* and *out* sets of modes, they are related by

$$\begin{pmatrix} \phi_{\omega}^{\text{in}} \\ (\phi_{-\omega}^{\text{in}})^* \end{pmatrix} = \begin{pmatrix} \alpha_{\omega} & \beta_{\omega} \\ \tilde{\beta}_{\omega} & \tilde{\alpha}_{\omega} \end{pmatrix} \cdot \begin{pmatrix} \phi_{\omega}^{\text{out}} \\ (\phi_{-\omega}^{\text{out}})^* \end{pmatrix}. \quad (12)$$

Because starred modes have a negative norm, the matrix is an element of $U(1, 1)$. That is, the coefficients obey:

$$\begin{aligned} |\alpha_{\omega}|^2 - |\beta_{\omega}|^2 &= 1, \\ \alpha_{\omega}^* \tilde{\beta}_{\omega} - \beta_{\omega}^* \tilde{\alpha}_{\omega} &= 0, \end{aligned} \quad (13)$$

and $|\beta_{\omega}|^2 = |\tilde{\beta}_{\omega}|^2$. Hence, when working in the *in* vacuum, the mean number of emitted pairs of quanta of opposite frequency is

$$\bar{n}_{\omega} = |\beta_{\omega}|^2. \quad (14)$$

In the relativistic limit, *i.e.* $\Lambda \rightarrow \infty$, one gets the standard result

$$\bar{n}_{\omega}^{\text{relativistic}} = \frac{1}{e^{2\pi\omega/\kappa} - 1}, \quad (15)$$

i.e., a Planck distribution at the Hawking temperature $T_{\text{H}} = \kappa/2\pi$, in units where $\hbar = 1$ and $k_B = 1$.

Our aim is to compute the coefficients of Eq. (12) using a connection formula. To this end, we first identify the various asymptotic solutions, and then we evaluate the globally defined solutions which we match to the asymptotic ones. These techniques have been already used in [16–19]. The novelty of our treatment concerns a careful control of the various approximations involved in this procedure. This will enable us to control the leading deviations from Eq. (15) which are due to dispersion, given $v(x)$.

C. The relevant properties of the profile v

To be able to compute these leading deviations it is necessary to further discuss the properties of the profile $v(x)$. When using relativistic fields, the temperature of HR is completely fixed by $\kappa = \partial_x v$, the gradient of v evaluated at the horizon, even though the asymptotic flux generally depends on other properties of $v(x)$ which fix the ‘grey body factors’ [1, 35]. However these describe an elastic scattering between $\phi_\omega^{\text{left}}$ and ϕ_ω , and therefore do not affect the temperature, as can be verified by considering the equilibrium state described by the Hartle-Hawking vacuum [9, 34]. When dealing with dispersive fields, κ is no longer the only relevant quantity. Indeed, as we shall show in the sequel, *several* properties of $v(x)$ now become relevant. Moreover they govern *different* types of deviations with respect to the standard flux. For *smooth* profiles, there are basically two important properties, near horizon ones, and asymptotic ones.

If there is a regular horizon at $x = 0$, v can be expanded as

$$v(x) = -1 + \kappa x + O(x^2). \quad (16)$$

This near horizon behavior is only valid in a certain interval, not necessarily symmetric about 0. Hence we define D_{lin}^L and D_{lin}^R such that for

$$-D_{\text{lin}}^L \lesssim \kappa x \lesssim D_{\text{lin}}^R, \quad (17)$$

v is linear, to a good approximation (see region 1 in Fig. 2). As we shall later establish, D_{lin}^L and D_{lin}^R control the leading deviations of the spectrum. It is worth noticing that in the limit $D_{\text{lin}}^L, D_{\text{lin}}^R \rightarrow \infty$, one effectively works in de Sitter space *with* a preferred frame since Eq. (4) and Eq. (7) still apply. In that limiting case, as we shall explain, the relativistic result of Eq. (15) is found with a higher accuracy.

The other relevant parameter is related to the asymptotic values of v , that we assume to be finite. For superluminal dispersion, what matters is

$$v(x = -\infty) = -1 - D_{\text{as}} < -1. \quad (18)$$

For subluminal instead, it is $v(x = +\infty)$ that matters. As discussed in [15], D_{as} determines the critical frequency ω_{max} (computed below in Eq. (29)) above which the flux vanishes ².

² In that work, the profile was $v = -1 + D \tanh(\kappa x/D)$. Hence, when looking at the deviations of the spectrum

For finite values of x , v can have a complicated behavior. As we said, we only suppose that the interpolation between the asymptotic regions and around the horizon is *smooth* enough, so we can neglect non-adiabatic effects. Indeed, a sharpness in $v(x)$ induces non-adiabatic effects [14, 15, 26] not related to the Hawking effect that both destroy the thermality of the spectrum and induce higher couplings between left and right moving modes, see Figs. 12 and 16 in [15]. These effects are due to the breakdown of the WKB approximation studied in App.A.

D. Hamilton-Jacobi actions and turning point

1. Hamilton-Jacobi actions and turning point

Eq. (7) can be interpreted as the Hamilton-Jacobi equation of a point particle. Indeed it suffices to consider the solution for p as a function of x at fixed ω , which we call $p_\omega(x)$, as $p_\omega(x) = \partial_x S_\omega$ where the action is decomposed as $S = -\omega t + S_\omega(x)$. One thus works the standard expression

$$S_\omega(x) = \int^x p_\omega(x') dx'. \quad (19)$$

In these classical terms, left and right moving solutions with respect to the fluid, *i.e.* the roots of $\omega - vp = \pm F$, decouple and can be studied separately. Restricting attention to the right moving ones which enter in Eq. (12), one deals with

$$\omega - v(x)p_\omega(x) = F(p_\omega(x)). \quad (20)$$

In the sequel, it will be useful to work in the p -representation with

$$W_\omega(p) = -px + S_\omega(x) = - \int^p X_\omega(p') dp'. \quad (21)$$

In this representation, at fixed ω , the position x is viewed as a function of p . It is given by $X_\omega = \partial_p W_\omega$ and obeys

$$\omega - v(X_\omega(p)) p = F(p). \quad (22)$$

The usefulness of the p -representation can be appreciated when considering the trajectories in near the horizon region, where $v \sim -1 + \kappa x$. In this region, irrespectively of $F(p)$, one finds

$$\frac{dp}{dt} = - \left(\frac{\partial X_\omega}{\partial \omega} \right)^{-1} = -\kappa p, \quad (23)$$

which gives Eq. (6), as in relativistic settings. Then the trajectory is algebraically given by

$$x_F(t) = X_\omega(p(t)) = \frac{\omega}{p\kappa} - \frac{F(p) - p}{\kappa p}. \quad (24)$$

upon changing D , the deviations associated with D_{lin} and D_{as} were confused since both scaled in the same way. In fact, one of the main novelty of the present analysis, and the companion numerical works [26, 27], is to remove this confusion by analyzing the deviations due to D_{lin}^R and D_{lin}^L only.

Unlike what is found for $p(t)$, using Eq. (2), x_F completely differs from Eq. (5) for $|p| \geq \Lambda$. To adopt a language appropriate to the study of the modes, we shall work with $\omega > 0$ only. Then negative frequency roots $p_{-\omega} > 0$ of Eq. (20) are replaced by the negative roots $p_\omega < 0$ associated with $\omega > 0$, as explained in [29]. Hence, Eq. (24) defines two trajectories, one with $p > 0$, and one with $p < 0$. At early times, *i.e.* for large $|p| \gg \omega$ and for superluminal dispersion $|F/p| > 1$, both are coming from the supersonic region $x < 0$. Then, for $p > 0$ the trajectory crosses the horizon and reaches $x = +\infty$, whereas for $p < 0$, it is reflected back to $x = -\infty$, see Fig.1. What is important is that both trajectories stay in the near horizon region a finite time Δt . The integrated red-shift effect $p_{final}/p_{initial} = e^{-\kappa\Delta t}$ is thus finite, unlike what is found for relativistic propagation where Eq. (6) applies to arbitrary early times.

For $p < 0$, the location of the turning point x_{tp} is obtained by solving $dx/dt = (\partial_\omega p_\omega)^{-1} = 0$. Using Eq. (2), Eq. (20) gives

$$\omega = (1+v)p_\omega + \frac{p_\omega^3}{2\Lambda^2}. \quad (25)$$

Hence, the momentum and the velocity at the turning point are (exactly)

$$-p_{tp} = (\omega\Lambda^2)^{\frac{1}{3}}, \quad (26)$$

and

$$v(x_{tp}) + 1 = -\frac{3}{2} \left(\frac{\omega}{\Lambda}\right)^{\frac{2}{3}}. \quad (27)$$

If ω is sufficiently small, *i.e.* $\omega < \Lambda (D_{\text{lin}}^L)^{\frac{3}{2}}$, the turning point is located in the near horizon region, and it is given by

$$\kappa x_{tp} = -\frac{3}{2} \left(\frac{\omega}{\Lambda}\right)^{\frac{2}{3}}. \quad (28)$$

In classical terms, the main consequence of dispersion is the introduction of this turning point. It introduces a non trivial multiplicity of the real roots $p_\omega(x)$, solutions of Eq. (25). This multiplicity will play a crucial role when solving the mode equation (8). From Eq. (27) and Eq. (18), we see that there is no turning point for ω above

$$\omega_{\text{max}} = \Lambda \left(\frac{2}{3} D_{\text{as}}\right)^{\frac{3}{2}}. \quad (29)$$

This is threshold frequency ω_{max} mentioned in Sec.I B. It corresponds to the limiting case where the turning point x_{tp} is sent to $-\infty$. For $\omega > \omega_{\text{max}}$ only the positive root of Eq. (25) and the positive norm mode ϕ_ω remain. Thus the transformation of Eq. (12) no longer exists.

While these results have been obtained with a superluminal dispersion relation, however, they hold when the dispersion is subluminal. Indeed Eq. (25) is invariant under the three replacements:

$$\begin{aligned} 1+v &\rightarrow -(1+v), \\ \omega &\rightarrow -\omega, \\ \frac{1}{\Lambda^2} &\rightarrow -\frac{1}{\Lambda^2}. \end{aligned} \quad (30)$$

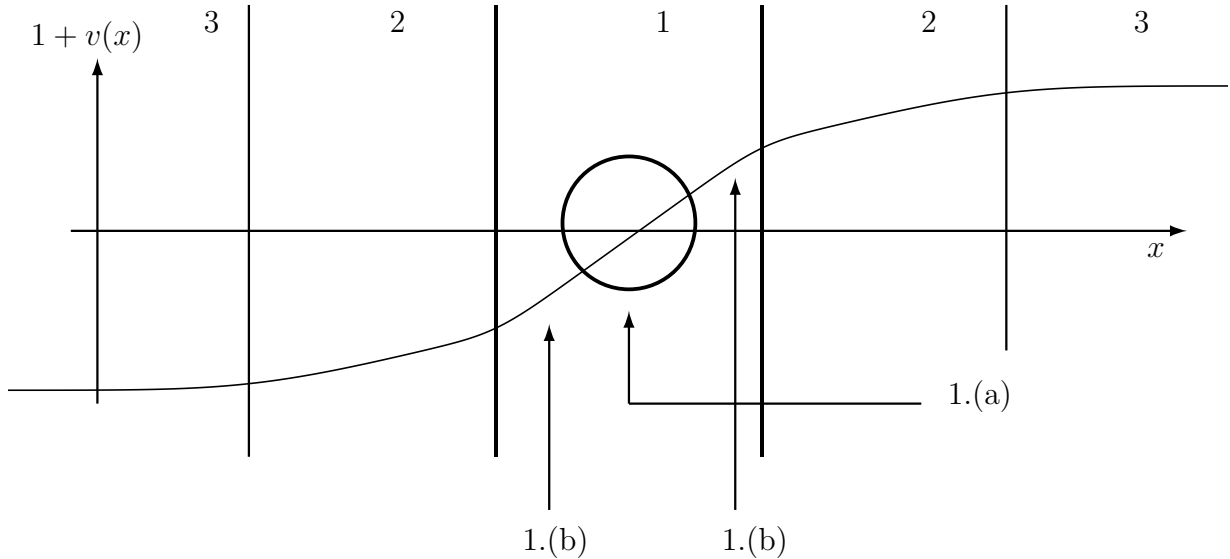


Figure 2: Shape of the typical velocity profile v , together with the extension of the relevant regions. For a given value of ω , the near horizon region 1 where $v \sim -1 + \kappa x$ splits into two: a region close to the turning point of Eq. (28) (1.(a)) where the WKB approximation fails, and two intermediate regions (1.(b)) where this approximation becomes reliable, and whose sizes are fixed by D_{lin}^L and D_{lin}^R . In the asymptotically flat regions 3, the solutions are superpositions of plane waves. The intermediate regions 2 play no significant role when v is sufficiently smooth, because the propagation is accurately WKB, *i.e.* no mode mixing. As we shall see, mode mixing essentially occurs at the scale of the turning point, *i.e.* in region 1.(a).

The first replacement exchanges the subsonic region and the supersonic one (for $v < 0$). As a result, a black hole horizon is replaced by a white one and *vice versa*. The second one amounts to a time reverse symmetry, $t \rightarrow -t$. At the classical level, it exchanges the roles of positive and negative roots of Eq. (7). At the mode level, it changes the sign of their norm, as discussed in Sec. IB. The third replaces a superluminal quartic dispersion by a subluminal one. This exchange applies to all dispersion relations when expressed as $F(p) - p \rightarrow -(F(p) - p)$. It replaces any dispersion that exhibits a superluminal character when p approaches Λ by the corresponding subluminal one. This correspondence thus applies to dispersion relations that pass from super to sub, as it is the case gravity waves in water when taking into account capillary waves [46].

Under Eq. (30), the trajectories are mapped into each other, as the function $X_\omega(p)$ of Eq. (22) is *unchanged*. Hence Eqs. (26,27,28), are also unaffected. Because we changed the sign of ω , for subluminal dispersion, it is the trajectory of positive frequency that has a turning point.

2. The action S_ω in the near horizon region

In preparation for the mode analysis we study the behavior of S_ω in the near horizon region where v is linear in x . Because of this linear character, it was appropriate to first solve the equations of motion in the p -representation and then go in the x -representation. This is also true for the action itself. Moreover, when solving Eq. (8), $\phi_\omega(x)$ will be obtained by inverse Fourier transforming the mode in p -space $\tilde{\phi}_\omega(p)$. Thus we express the action as $S_\omega = xp - W_\omega(p)$. Imposing $\partial_p S = 0$, we get

$$S_\omega(x, p_0) = xp_\omega(x) - \int_{p_0}^{p_\omega(x)} X_\omega(p) dp, \quad (31)$$

where p_ω is a solution of Eq. (25) and p_0 fixes the integration constant. Using Eq. (24) and Eq. (2), one gets

$$S_\omega(x, p_0) = xp_\omega(x) - \frac{\omega}{\kappa} \ln(p_\omega(x)) + \frac{(p_\omega(x))^3}{6\Lambda^2\kappa} + \theta_0, \quad (32)$$

where θ_0 is

$$\theta_0 = \frac{\omega}{\kappa} \ln(p_0) - \frac{p_0^3}{6\Lambda^2\kappa}. \quad (33)$$

To consider all solutions of Eq. (8), we shall compute the action for all roots of Eq. (25), including the complex ones. To this end, we need to define the integral $\int_{p_0}^p dp'/p' = \ln(p/p_0)$, that arises from the first term of Eq. (24), for p complex. We shall work with the argument of cut equal to $\pi - \epsilon$, so that $\ln(-1) = -i\pi$.

II. MODE ANALYSIS

A. Asymptotic mode basis and x -WKB approximation

Since the WKB approximation fails near a turning point, we cannot compute the coefficients of Eq. (12) using this approximation. In fact, under this approximation one would get a trivial result, namely $\beta_\omega = \tilde{\beta}_\omega = 0$, $|\alpha_\omega| = |\tilde{\alpha}_\omega| = 1$. To get a non-trivial result, we shall compute these coefficients by inverse Fourier transforming the modes in p -space and identifying the various terms sufficiently far away from the turning point, in a calculation that generalizes that of the Airy function [37].

In App.A we present the calculation of the WKB modes of Eq. (9) which generalizes the usual treatment since Eq. (9) is not second order. We also evaluate the errors made with respect to the exact solutions. In particular, the relevant errors are *bounded* by the inverse of the dimensionless parameter

$$\Delta(x) = \frac{\Lambda}{2\kappa} |2(1 + v(x))|^{\frac{3}{2}}. \quad (34)$$

As expected, far away from the horizon Δ is large and the WKB approximation is accurate. More precisely Δ becomes of order 1 near $x = x_{tp}$ of Eq. (28) evaluated for $\omega \sim \kappa$. Hence for these frequencies, which are the relevant ones for HR, $\Delta \gg 1$ is reached for $x/x_{tp} \gg 1$. One also sees that at fixed x , Δ grows like $\Lambda/\kappa \rightarrow \infty$, hence Δ also governs the dispersion-less limit.

1. *The six roots p_ω far away from the turning point*

Since we work in a weak dispersive regime, *i.e.* $\Lambda \gg \kappa$, and since HR is related to frequencies $\omega \sim \kappa$, we have $\omega \ll \Lambda$ for relevant frequencies. Moreover, since we impose that D_{as} is not too small, we also have $\omega \ll \omega_{max}$, see Eq. (29). Hence ω_{max} only concerns the high frequency properties of HR, which we no longer study. We focus instead on frequencies $\omega \sim \kappa$. Even for such frequencies, the expressions of $p_\omega(x)$, solutions of Eq. (25), are complicated. However, their exact expression is not needed. It is sufficient to estimate them far away from the turning point, in order to build the mode basis.

The denomination of the roots we use is based on that of the corresponding mode, which is itself based on the sign of the group velocity, as explained in Sec.IB. Moreover, we exploit the fact that for right moving modes the sign of the norm is that of the corresponding root p_ω (see *e.g.* [14]). Therefore, for $\omega > 0$, positive roots shall be called p_ω , whereas negative roots shall be called $p_{-\omega}$ in accord with the fact that negative norm modes are called $(\phi_{-\omega})^*$, see Fig. 3. Using

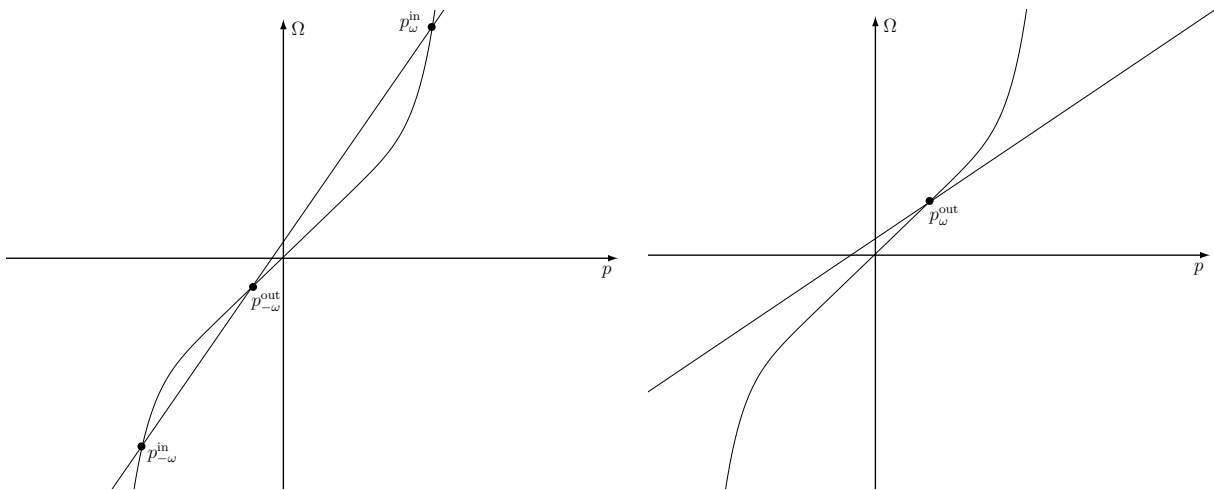


Figure 3: Graphical resolution of Eq. (25) restricted to right moving modes. The dispersion relation $F = p + p^3/2\Lambda^2$ and the straight lines $\Omega = \omega - vp$ are plotted for a common value of ω and two different values of v . On the left side, $1 + v < 0$ and we have 3 real roots given by Eqs. (35, 36, 37). On the right side, $1 + v > 0$ and we have the single real root of Eq. (39). The two complex roots of Eqs. (40, 41), are not represented.

this terminology, on the left of the turning point, one finds

$$p_{\omega}^{\text{in}} = \Lambda\sqrt{-2(1+v)} - \frac{\omega}{2(1+v)}(1 + O(y)), \quad (35)$$

$$p_{-\omega}^{\text{in}} = -\Lambda\sqrt{-2(1+v)} - \frac{\omega}{2(1+v)}(1 + O(y)), \quad (36)$$

$$p_{-\omega}^{\text{out}} = -\frac{\omega}{1+v}(1 + O(y^2)), \quad (37)$$

where the small parameter y is related to Δ of Eq. (34) by

$$y = \frac{\omega/\kappa}{\Delta(x)}. \quad (38)$$

Far away from the turning point of Eq. (28), $y \ll 1$ and our expressions are reliable approximations. On the right (subsonic) region, one has only one real root

$$p_{\omega}^{\text{out}} = \frac{\omega}{1+v}(1 + O(y^2)). \quad (39)$$

On this side there are also two complex solutions which do not correspond to any classical trajectory. However, when looking at the solutions of Eq. (8), they govern the growing mode ϕ_{ω}^{\uparrow} and the decaying mode $\phi_{\omega}^{\downarrow}$ exactly as real roots govern WKB modes. These roots are

$$p_{\omega}^{\uparrow} = -i\Lambda\sqrt{2(1+v)} - \frac{\omega}{2(1+v)}(1 + O(y)), \quad (40)$$

$$p_{\omega}^{\downarrow} = i\Lambda\sqrt{2(1+v)} - \frac{\omega}{2(1+v)}(1 + O(y)). \quad (41)$$

On this side of the horizon, the corrections are again governed by y of Eq. (38). Hence, for $\omega \sim \kappa$, the corrections to the roots are on both sides controlled by Δ of Eq. (34). It should be also noticed that the errors for the two *out* roots are subdominant with respect to the other ones.

2. The six WKB modes far away from the turning point

In order to distinguish globally defined modes from their WKB approximations, the former shall be noted ϕ_{ω} , and the latter φ_{ω} . Since we consider only $\omega > 0$, negative frequency modes (of negative norm) shall be written as $(\phi_{-\omega})^*$ or $(\varphi_{-\omega})^*$.

Sufficiently far away from the turning point, *i.e.* for $\Delta \gg 1$, the WKB modes offer reliable solutions of Eq. (8). They can thus be used as a basis to decompose globally defined solutions. We also assume that $D_{\text{lin}}^{R,L}$ of Eq. (17) are large enough so that one can be at the same time be far away from the turning point and still in the region where v is linear. Using the expressions for the six roots in this region, Eq. (32), and neglecting the common phase depending on θ_0 of Eq. (33),

on the left side of the horizon one obtains

$$\varphi_{\omega}^{\text{in}} \sim [2\Delta(x)]^{-\frac{1}{2}} \frac{e^{-i\frac{\omega}{\kappa} \ln(\Lambda\sqrt{2\kappa})}}{\sqrt{4\pi\kappa(1+\kappa|x|)}} |x|^{-i\frac{\omega}{2\kappa}} e^{-i\frac{2}{3}\Delta(x)}, \quad (42)$$

$$(\varphi_{-\omega}^{\text{in}})^* \sim [2\Delta(x)]^{-\frac{1}{2}} \frac{e^{-i\frac{\omega}{\kappa} \ln(\Lambda\sqrt{2\kappa})}}{\sqrt{4\pi\kappa(1+\kappa|x|)}} |x|^{-i\frac{\omega}{2\kappa}} e^{i\frac{2}{3}\Delta(x)}, \quad (43)$$

$$(\varphi_{-\omega}^{\text{out}})^* \sim e^{i\frac{\omega}{\kappa} - i\frac{\omega}{\kappa} \ln(\frac{\omega}{\kappa})} \frac{|x|^{i\frac{\omega}{\kappa}}}{\sqrt{4\pi\omega}}. \quad (44)$$

On the right one gets,

$$\varphi_{\omega}^{\text{out}} \sim e^{i\frac{\omega}{\kappa} - i\frac{\omega}{\kappa} \ln(\frac{\omega}{\kappa})} \frac{|x|^{i\frac{\omega}{\kappa}}}{\sqrt{4\pi\omega}}, \quad (45)$$

$$\varphi_{\omega}^{\downarrow} \sim \frac{e^{\frac{\omega\pi}{2\kappa}}}{[2\Delta(x)]^{\frac{1}{2}}} \frac{e^{-i\frac{\omega}{\kappa} \ln(\Lambda\sqrt{2\kappa})}}{\sqrt{4\pi\kappa(1-\kappa|x|)}} |x|^{-i\frac{\omega}{2\kappa}} e^{-\frac{2}{3}\Delta(x)}, \quad (46)$$

$$\varphi_{\omega}^{\uparrow} \sim \frac{e^{-\frac{\omega\pi}{2\kappa}}}{[2\Delta(x)]^{\frac{1}{2}}} \frac{e^{-i\frac{\omega}{\kappa} \ln(\Lambda\sqrt{2\kappa})}}{\sqrt{4\pi\kappa(1-\kappa|x|)}} |x|^{-i\frac{\omega}{2\kappa}} e^{\frac{2}{3}\Delta(x)}. \quad (47)$$

We now comment these expressions. Firstly, the relative errors of the two *out* modes are

$$O\left(\frac{\omega^2/\kappa^2}{\Delta(x)^2}\right), \quad (48)$$

whereas those of the four other modes are

$$O\left(\frac{1+\omega/\kappa}{\Delta(x)}\right). \quad (49)$$

To get these expressions, we have taken into account two sources of errors: those coming from the approximate roots of Sec. II A 1, and those from the WKB approximation, see App. A. They all depend on Δ of Eq. (34). Again, we see that the errors on the *out* modes, of low momentum p , are subdominant with respect to those of *in* modes which have a high momentum. As a result, D_{lin}^L of Eq. (17) will be more relevant than D_{lin}^R .

Secondly, whereas the normalization of the four oscillating modes is standard and based on the conserved scalar product of Eq. (10), those of the decaying $\varphi_{\omega}^{\downarrow}$ and growing $\varphi_{\omega}^{\uparrow}$ modes follow from Eq. (A5) and the fact that S_{ω} of Eq. (32) is complex since the roots of Eqs. (40) and (41) are.

Thirdly, since these two modes do not appear in the ‘on-shell’ Bogoliubov transformation of Eq. (12), we should explain why we are still considering them. First, the forthcoming connection formula will be a transfer matrix relating the general solution on each side of the horizon. Second, when considering problems with several horizons, these modes could contribute to the ‘on-shell’ S-matrix if they live in a finite (supersonic) size region between two horizons [36].

B. Globally defined modes in the near horizon region

The p -representation

To accurately describe the behavior of the modes across the horizon one cannot use the x -WKB modes of the former Section. Rather, one should work in p -space, and look for solutions of the form:

$$\phi_\omega(x) = \int_{\mathcal{C}} \tilde{\phi}_\omega(p) e^{ipx} \frac{dp}{\sqrt{2\pi}}, \quad (50)$$

where \mathcal{C} is a contour in the complex p -plane. If it is well chosen, *i.e.* such that the integral converges and integrations by part can be performed, then it is sufficient that the dual mode $\tilde{\phi}_\omega$ satisfies

$$(-\omega + p\hat{v})(-\omega + \hat{v}p)\tilde{\phi}_\omega = F^2(p)\tilde{\phi}_\omega, \quad (51)$$

where $\hat{v} = v(\hat{x}) = v(i\partial_p)$. We should notice that Eq. (50) is a standard Fourier transform only if \mathcal{C} is on the real line, something we shall not impose. The main interest of considering generalized contours is that it will enable us to compute *all* solutions of Eq. (8), including the growing ones.

Because we only need the behavior of the modes near the horizon, the operator \hat{v} in Eq. (51) can be replaced by $\hat{v} = -1 + i\kappa\partial_p$. Hence one gets a second order ODE, irrespectively of $F(p)$. The advantages to work in p -space are then clear [16, 20]. Firstly, the solutions of Eq. (51) can be (exactly) written as a product

$$\tilde{\phi}_\omega(p) = \chi(p) e^{-i\frac{p}{\kappa}} \times \frac{p^{-i\frac{\omega}{\kappa}-1}}{\sqrt{4\pi\kappa}}, \quad (52)$$

where χ obeys the ω -independent equation:

$$-\kappa^2 p^2 \partial_p^2 \chi = F^2(p)\chi(p), \quad (53)$$

and where $p^{-i\frac{\omega}{\kappa}-1}$ is independent of F . Hence, the deviations due to the dispersion F are entirely encoded in χ . The origin of this factorization has to be found in the underlying structure of de Sitter space, see footnote 1. In addition, when considering the limit $\Lambda \rightarrow \infty$ in Eq. (8), $p^{-i\frac{\omega}{\kappa}-1}$ is exactly the relativistic (conformally invariant) mode in p space.

Secondly, unlike the original equation in x , Eq. (53) is perfectly regular. Moreover, when dispersion effects are weak, *i.e.* $\Lambda/\kappa \gg 1$, the p -WKB approximation, so called not to confuse it with that used in the former Section, is very good. It generalizes what is done for the Airy function [37, 40] where the mode equation in p -space is WKB exact. At this point, it is worth comparing the expression of the p -WKB modes in general and near the horizon. Using Eq. (21), one finds

$$\tilde{\varphi}_\omega(p) \sim \sqrt{\frac{\partial X_\omega(p)}{\partial \omega}} \frac{e^{iW_\omega(p)}}{\sqrt{4\pi F(p)}}, \quad (54)$$

$$= \frac{e^{i\left(-\frac{\omega}{\kappa} \ln(p) + \int \frac{F(p') - p'}{\kappa p'} dp'\right)}}{\sqrt{4\pi\kappa p F(p)}} \times \left(1 + O\left(\frac{\kappa}{\Lambda}\right)\right). \quad (55)$$

The first line generalizes the standard WKB expression, and can be obtained by Fourier transforming Eq. (A5) at the saddle point approximation. It shows that $\tilde{\varphi}_\omega$ is universally governed by W_ω and X_ω , irrespectively of $F(p)$ and $v(x)$. The second line shows how exactly $F(p)$ enters in $\tilde{\varphi}_\omega$ in the near horizon region. In this region, since the mode equation is second order in ∂_p , the corrections are uniformly *bounded* by κ/Λ [40]. We also notice that using χ^* instead of χ in Eq. (52) would describe a left moving mode of negative norm [20]. This shows that the corrections to the p -WKB approximation describe creation of pairs of left and right moving modes, as in cosmology [45]. It is also of interest to notice that in models where left and right movers stays completely decoupled [16, 32], the p -WKB modes of Eq. (55) are *exact* solutions in the near horizon region.

We finally notice that Eq. (55), as the relativistic mode $p^{-i\frac{\omega}{\kappa}-1}$, is well defined only when having chosen the branch cut of $\ln p$ [16–19]. As explained below, different possibilities, and different contours \mathcal{C} , lead to different modes.

III. CONNECTION FORMULA

A. The various modes in the near horizon region

Using $F(p)$ of Eq. (2) and Eq. (55) one gets

$$\varphi_\omega(x) = \frac{1}{\sqrt{4\pi\kappa}} \int_{\mathcal{C}} \frac{e^{i(p x - \frac{\omega}{\kappa} \ln(p) + \frac{p^3}{6\Lambda^2\kappa})}}{(1 + \frac{p^2}{2\Lambda^2})^{\frac{1}{2}}} \frac{dp}{p\sqrt{2\pi}}. \quad (56)$$

The forthcoming analysis generalizes former treatments for several reasons:

1. Unlike [17–19], we shall consider contours that are not homotope to the real line. This will allow us to obtain the general connection formula which includes the growing mode.
2. We will make use of mathematical theorem of asymptotic development [40] under their exact form. This will lead to the proper identification of the validity conditions in Sec.III C.
3. We will compute the *phases* of the Bogoliubov coefficients. These are essential to compute the correlation pattern (see Eq. (78)) and in the presence of several horizons, see App.B.

To evaluate Eq. (56), the first thing to take care of is the convergence of the integral. Indeed, for large p , the dominant term is of the shape e^{ip^3} , hence, we should impose that our contour \mathcal{C} goes to infinity in regions where $\text{Im}(p^3) > 0$. The second step is to perform the integral at a saddle point approximation. For this, we make a change of variable such that the p and p^3 terms are of the same order for all values of Λ/κ . We thus write $p = \Lambda\sqrt{2\kappa|x|}t$ and get:

$$\varphi_\omega(x) = \frac{e^{-i\frac{\omega}{\kappa} \ln(\Lambda\sqrt{2\kappa|x|})}}{\sqrt{4\pi\kappa}} \int_{\mathcal{C}} \frac{e^{-i\frac{\omega}{\kappa} \ln(t)}}{(1 + t^2\kappa|x|)^{\frac{1}{2}}} e^{i\Delta(x)\left(\text{sign}(x)t + \frac{t^3}{3}\right)} \frac{dt}{t\sqrt{2\pi}}. \quad (57)$$

Hence we see that the large parameter $\Delta(x)$ defined in Eq. (34) can be used to perform a saddle point approximation (see z in Eq. (58)). Therefore Δ will govern the deviations due to this approximation.

For completeness we recall the saddle point theorem. If z is some large parameter:

$$\int_{\mathcal{C}} A(p) e^{izf(p)} \frac{dp}{\sqrt{2\pi}} = \sum_j A(p_j) \frac{e^{izf(p_j)}}{\sqrt{-if''(p_j)z}} \left(1 + O\left(\frac{E_j(f, A)}{z}\right) \right), \quad (58)$$

where the p_j are saddle points of f , *i.e.* $f'(p_j) = 0$ of smallest imaginary part, and where the square root takes its principal value. This formula is valid if and only if one can deform \mathcal{C} such that $\text{Im}(f(p) - f(p_j))$ is always positive [40]. The first correction $E_j(f, A)$ involves higher derivatives of f and A evaluated at p_j

$$E_j(f, A) = \left(-i \frac{A''}{f''} + i \frac{f''' A'}{(f'')^2} - i \frac{5(f''')^2 A - 3f'''' f'' A}{12(f'')^3} \right). \quad (59)$$

1. The decaying mode

We saw in Sec.ID 1 that for negative frequency, the particle is reflected near the horizon, at the turning point of Eq. (24). Hence we expect that the corresponding mode will decay on the other side, for $x > 0$. This behavior is implemented by imposing that the branch cut is $-i\mathbb{R}_+$ and that the contour is homotopy to the real line, as we now show.

To evaluate Eq. (56) for $x > 0$, we use Eq. (57) and perform a saddle point calculation. The saddle points obey $1 + t^2 = 0$. Just like in the Airy case [37, 40], only $t = i$ is relevant and its contribution is

$$\varphi_\omega(x) = e^{-i\frac{\pi}{2}} \frac{e^{\frac{\omega\pi}{2\kappa}}}{[2\Delta(x)]^{\frac{1}{2}}} \frac{e^{-i\frac{\omega}{\kappa} \ln(\Lambda\sqrt{2\kappa})}}{\sqrt{4\pi\kappa(1-\kappa|x|)}} |x|^{-i\frac{\omega}{2\kappa}} e^{-\frac{2}{3}\Delta(x)} \times \left(1 + O\left(\frac{1 + \frac{\omega^2}{\kappa^2}}{\Delta(x)}\right) \right). \quad (60)$$

As required, the mode decays on this side of the horizon. The error term has been estimated using Eq. (58). (More precisely, when computing E_j , we found a bounded function of ω/κ and x times $(1 + \omega^2/\kappa^2)/\Delta$. This justifies our expression.) We notice that this expression coincides to $\varphi_\omega^\downarrow$ of Eq. (46) up to a factor. Therefore, this factor defines the scattering coefficient and its x -dependent correction:

$$\varphi_\omega = \varphi_\omega^\downarrow \times \left(e^{-i\frac{\pi}{2}} \right) \times \left(1 + O\left(\frac{1 + \frac{\omega^2}{\kappa^2}}{\Delta(x)}\right) \right). \quad (61)$$

We underline that this identification introduces no new errors because those due to the saddle point are of the same order as those already present in Eq. (46). Since the general method is now understood, we proceed with the same mode on the other side of the horizon, and then apply the same method for two other modes so as to get the general connexion formula.

For $x < 0$, the saddle points now verify $1 - t^2 = 0$. However, because of the branch cut, one must cut the contour into three separate branches, as shown in Fig.4. \mathcal{C}_1 and \mathcal{C}_2 go from $\pm\infty + \epsilon$

and dive toward $-i\infty$ on each side of the branch cut. \mathcal{C}_3 encircles the branch cut, and is necessary for the union of the 3 new contours to be homotopic to the original one. Separating the three contributions, $\varphi_\omega = \varphi^{\mathcal{C}_1} + \varphi^{\mathcal{C}_2} + \varphi^{\mathcal{C}_3}$, $\varphi^{\mathcal{C}_1}$ and $\varphi^{\mathcal{C}_2}$ are evaluated by the saddle point method and, after identification with the WKB modes of Eq. (42) and Eq. (43), respectively give,

$$\varphi^{\mathcal{C}_1} = (\varphi_{-\omega}^{\text{in}})^* \times \left(e^{\frac{\omega\pi}{\kappa}} e^{i\frac{3\pi}{4}} \right) \times \left(1 + O\left(\frac{1 + \frac{\omega^2}{\kappa^2}}{\Delta(x)} \right) \right), \quad (62)$$

$$\varphi^{\mathcal{C}_2} = \varphi_\omega^{\text{in}} \times e^{i\frac{\pi}{4}} \times \left(1 + O\left(\frac{1 + \frac{\omega^2}{\kappa^2}}{\Delta(x)} \right) \right). \quad (63)$$

To properly evaluate $\varphi^{\mathcal{C}_3}$, one cannot use the saddle point method. However, because the factor e^{ipx} decays along \mathcal{C}_3 , one can use a ‘dominated convergence theorem’, *i.e.* take the limit $\Lambda \rightarrow \infty$ in the integrand of Eq. (56). Using the Euler function, and $\varphi_{-\omega}^{\text{out}}$ of Eq. (44) we get

$$\begin{aligned} \varphi^{\mathcal{C}_3} &= (\varphi_{-\omega}^{\text{out}})^* \times \left(-\sinh\left(\frac{\omega\pi}{\kappa}\right) \sqrt{\frac{2\omega}{\pi\kappa}} \Gamma\left(-i\frac{\omega}{\kappa}\right) e^{\frac{\omega\pi}{2\kappa}} e^{-i\frac{\omega}{\kappa} + i\frac{\omega}{\kappa} \ln\left(\frac{\omega}{\kappa}\right)} \right) \\ &\times \left(1 + O\left(\frac{\kappa|x|(1 + \omega^3/\kappa^3)}{\Delta(x)^2} \right) \right). \end{aligned} \quad (64)$$

The correction term has been calculated by expanding the integrand in Eq. (56) to first order in κ/Λ and computing the integral again with the use of the Γ function.

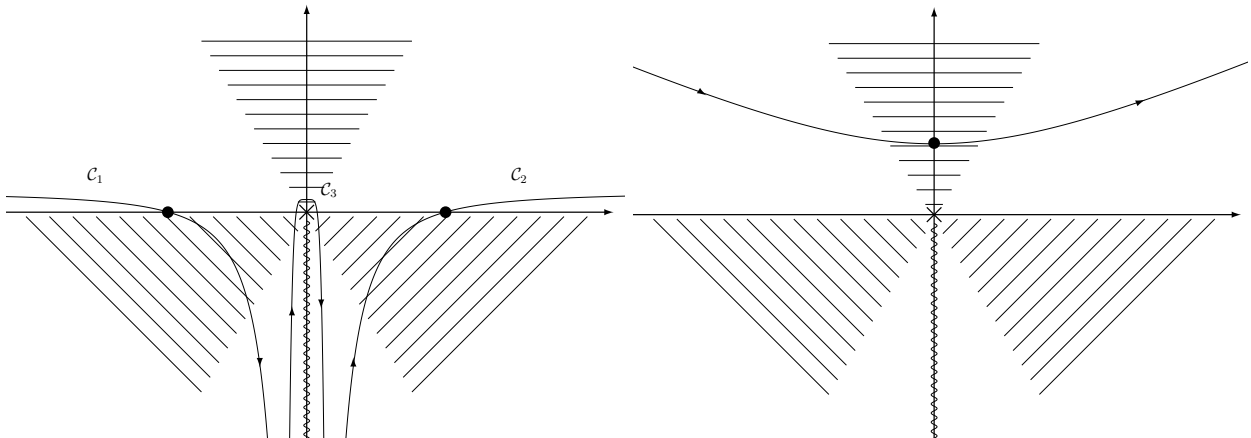


Figure 4: Representation of the contours in the complex p -plane determining the decaying mode, on the left pannel, when x is negative, and on the right when it is positive. The hatched regions are the asymptotically forbidden ones, and the dots indicate the saddle points that contribute to the integral.

2. The transmitted mode

To get another mode, we keep the same contour but the branch cut is now taken to be $i\mathbb{R}_+$. As we shall see it corresponds to a transmitted mode. For $x < 0$ the saddle points still obey $1 - t^2 = 0$,

but we can now use the saddle point approximation because the branch cut is no longer in the way. Taking into account that on the negative real t -axis $\ln t = \ln |t| - i\pi$, we get:

$$\varphi_\omega = \left[\varphi_\omega^{\text{in}} \times e^{i\frac{\pi}{4}} + (\varphi_{-\omega}^{\text{in}})^* \times e^{-\frac{\omega\pi}{\kappa}} e^{i\frac{3\pi}{4}} \right] \times \left(1 + O\left(\frac{1 + \frac{\omega^2}{\kappa^2}}{\Delta(x)}\right) \right). \quad (65)$$

On the other side, for $x > 0$, the saddle points obey $1 + t^2 = 0$, as previously. Because of the branch cut one cannot pick the contribution of the decaying saddle point. We must instead deform the contour to a region where the ‘dominated convergence theorem’ can be used and then stick it to the branch cut. With a computation similar to what was done for Eq. (64), we find

$$\begin{aligned} \varphi_\omega &= \varphi_\omega^{\text{out}} \times \left(\sinh\left(\frac{\omega\pi}{\kappa}\right) \sqrt{\frac{2\omega}{\pi\kappa}} \Gamma\left(-i\frac{\omega}{\kappa}\right) e^{-\frac{\omega\pi}{2\kappa}} e^{-i\frac{\omega}{\kappa} + i\frac{\omega}{\kappa} \ln\left(\frac{\omega}{\kappa}\right)} \right) \\ &\times \left(1 + O\left(\frac{\kappa|x|(1 + \omega^3/\kappa^3)}{\Delta(x)^2}\right) \right). \end{aligned} \quad (66)$$

3. The growing mode

To get a third linearly independent solution of Eq. (8), we must construct the growing mode. To get it, we re-use the above defined contours \mathcal{C}_1 and \mathcal{C}_2 , and we choose the branch cut to be $i\mathbb{R}_-$. For $x < 0$, the relevant saddle points are -1 for \mathcal{C}_1 and $+1$ for \mathcal{C}_2 , and respectively give Eq. (62) and Eq. (C8). For $x > 0$ instead, for both contours, the relevant saddle point is $t = -i$, and this gives

$$\varphi_\omega^{\mathcal{C}_2} = -e^{-\frac{2\omega\pi}{\kappa}} \varphi_\omega^{\mathcal{C}_1} = \varphi_\omega^\uparrow \times \left(1 + O\left(\frac{1 + \frac{\omega^2}{\kappa^2}}{\Delta(x)}\right) \right). \quad (67)$$

Since all combinations of $\varphi_\omega^{\mathcal{C}_1}$ and $\varphi_\omega^{\mathcal{C}_2}$ behave as φ_ω^\uparrow when $\Delta \rightarrow \infty$, there is an ambiguity in choosing the third mode we shall use. We appeal to the conserved Wronskian to fix the choice. For a fourth order differential equation, the Wronskian is a 4×4 determinant, but because we neglected the v -modes, it becomes 3×3 . Once we have chosen 2 propagating modes, there is a *unique* choice of growing mode such that the basis has a unit Wronskian. The connection matrix is then an element of the group $SL_3(\mathbb{C})$, *i.e.* of unit determinant (up to an overall gauge phase).

Therefore, our third mode is $\varphi_\omega^g = \varphi_\omega^{\mathcal{C}_2} - e^{-\frac{2\omega\pi}{\kappa}} \varphi_\omega^{\mathcal{C}_1}$. On the right and on the left we respectively get:

$$\begin{aligned} \varphi_\omega^g &\underset{x>0}{=} 2\varphi_\omega^\uparrow \times \left(1 + O\left(\frac{1 + \frac{\omega^2}{\kappa^2}}{\Delta(x)}\right) \right), \\ &\underset{x<0}{=} \left[e^{i\frac{\pi}{4}} \varphi_\omega^{\text{in}} + e^{-\frac{\omega\pi}{\kappa}} e^{-i\frac{\pi}{4}} (\varphi_{-\omega}^{\text{in}})^* \right] \times \left(1 + O\left(\frac{1 + \frac{\omega^2}{\kappa^2}}{\Delta(x)}\right) \right). \end{aligned} \quad (68)$$

B. Connection matrix and on-shell Bogoliubov transformation

1. The connection formula

The results of the former subsection can be synthesized by the following 3×3 ‘off-shell transfer matrix’ that connects the WKB modes defined on either side of the horizon

$$\begin{pmatrix} \varphi_\omega^{\text{out}} \\ \varphi_\omega^\downarrow \\ \varphi_\omega^\uparrow \end{pmatrix} = (U_{\text{BH}})^T \cdot \begin{pmatrix} \varphi_\omega^{\text{in}} \\ (\varphi_{-\omega}^{\text{in}})^* \\ (\varphi_{-\omega}^{\text{out}})^* \end{pmatrix}. \quad (69)$$

We define U_{BH} through its transpose so that it relates the three amplitudes of *any* mode decomposed on the left and right side basis of Sec.II A 2. Ignoring for the moment the correction terms, the matrix is

$$U_{\text{BH}} = \begin{pmatrix} \tilde{\Gamma}(\frac{\omega}{\kappa})^{-1} & e^{i\frac{3\pi}{4}} & \frac{e^{i\frac{\pi}{4}}}{2} \\ e^{-\frac{\omega\pi}{\kappa}} e^{i\frac{\pi}{2}} \tilde{\Gamma}(\frac{\omega}{\kappa})^{-1} & -e^{i\frac{\pi}{4}} e^{\frac{\omega\pi}{\kappa}} & e^{-\frac{\omega\pi}{\kappa}} \frac{e^{-i\frac{\pi}{4}}}{2} \\ 0 & e^{\frac{\omega\pi}{\kappa}} e^{-i\frac{\pi}{4}} \tilde{\Gamma}(\frac{\omega}{\kappa}) & 0 \end{pmatrix}. \quad (70)$$

To simplify the above, we defined the ‘normalized’ Γ function:

$$\tilde{\Gamma}(z) = \Gamma(-iz) \sqrt{\frac{2z}{\pi}} \sinh(\pi z) e^{-\frac{\pi z}{2}} e^{iz \ln(z) - iz} e^{-i\frac{\pi}{4}}, \quad (71)$$

which obeys for large z

$$|\tilde{\Gamma}(z)|^2 = 1 - e^{-2\pi z}, \quad (72)$$

$$\text{Arg}(\tilde{\Gamma}(z)) = 0 + \frac{1}{12z} + O\left(\frac{1}{z^2}\right). \quad (73)$$

As expected from our choice of modes, the determinant is a pure phase:

$$\det(U_{\text{BH}}) = e^{i\frac{\pi}{2}}. \quad (74)$$

2. Robustness of black hole radiation

Using Eq. (70) we can now easily extract the Bogoliubov coefficients of Eq. (12). Let us start with ϕ_ω^{in} . Being a physical mode, it is asymptotically bounded, and therefore the amplitude multiplying the growing mode should vanish. Moreover, on the left it asymptotes to $\varphi_\omega^{\text{in}}$ of Eq. (42). Hence its six amplitudes obey

$$\begin{pmatrix} 1 \\ 0 \\ \beta_\omega \end{pmatrix}_{x<0} = U_{\text{BH}} \cdot \begin{pmatrix} \alpha_\omega \\ d_\omega \\ 0 \end{pmatrix}_{x>0}, \quad (75)$$

where d_ω is the amplitude of the decaying mode. From these equations, and the corresponding ones for the negative frequency mode $(\phi_{-\omega}^{\text{in}})^*$, the coefficients of Eq. (12) are

$$\begin{aligned}\alpha_\omega &= \frac{\tilde{\Gamma}\left(\frac{\omega}{\kappa}\right)}{1 - e^{-\frac{2\omega\pi}{\kappa}}} = e^{-i\frac{\pi}{2}} \tilde{\alpha}_\omega, \\ \frac{\beta_\omega}{\alpha_\omega} &= e^{-\frac{\omega\pi}{\kappa}} = \frac{\tilde{\beta}_\omega}{\tilde{\alpha}_\omega}.\end{aligned}\tag{76}$$

The amplitudes of the decaying modes in ϕ_ω^{in} and $(\phi_{-\omega}^{\text{in}})^*$ are also fixed and given by

$$\begin{aligned}d_\omega &= e^{i\frac{\pi}{4}} \frac{e^{-\frac{\omega\pi}{\kappa}}}{2 \sinh\left(\frac{\omega\pi}{\kappa}\right)}, \\ d_{-\omega} &= e^{i\frac{3\pi}{4}} \frac{1}{2 \sinh\left(\frac{\omega\pi}{\kappa}\right)}.\end{aligned}\tag{77}$$

For $\omega \ll \omega_{\text{max}}$ of Eq. (29), and when ignoring the x -dependent corrections of the former subsection (*i.e.* to leading order in κ/Λ), the mean occupation number Eq. (14) is exactly the relativistic result of Eq. (15). This is in agreement with what was found in [16–19], although the conditions are now stated more precisely. This result implies that the spectral deviations due to dispersion are to be found by examining the various approximations that have been used.

In addition, it should be noticed that sufficiently far away from the horizon, *i.e.* in a region where $\Delta(x)$ of Eq. (34) is larger than 1, the space-time correlation pattern of the Hawking particles of positive frequency and their inside partners of negative frequency is also unaffected by dispersion. This second aspect of the robustness of HR can be established by either forming wave packets of *in*-modes [16], *i.e.* considering non-vacuum states described by coherent states, see App.C. in [28], or by computing the 2-point correlation function $G(t, x; t', x') = \langle \phi(t, x) \phi(t', x') \rangle$ [41–43]. For a comparison of the two approaches, see [23]. In the *in*-vacuum, at equal time, the ω contribution of G for $x > 0$ and $x' < 0$ is given by

$$G_\omega(x, x') = \alpha_\omega \beta_\omega^* \varphi_\omega^{\text{out}}(x) \varphi_{-\omega}^{\text{out}}(x') + \tilde{\beta}_\omega \tilde{\alpha}_\omega^* (\varphi_\omega^{\text{out}}(x))^* (\varphi_{-\omega}^{\text{out}}(x'))^*,\tag{78}$$

see the \mathcal{B}_ω term in Sec.IV.F. in [28]. Using the expressions of Sec.II A 2 together with Eq. (76), far away from the turning point of Eq. (28) but still in the near horizon region, we get

$$G_\omega(x, x') = \frac{1}{\sinh\left(\frac{\omega\pi}{\kappa}\right)} \frac{\text{Re}|x/x'|^{i\frac{\omega}{\kappa}}}{4\pi\omega} \times \left(1 + O\left(\frac{1 + \omega^2/\kappa^2}{\Delta(x)}\right)\right).\tag{79}$$

At leading order in κ/Λ , this is exactly the relativistic result. Hence, the long distance correlations are also robust when introducing short distance dispersion. This follows from the fact that the *phase* of $\beta_\omega/\alpha_\omega$ (and not just its norm) is not modified by dispersion. At this point we should say that this phase actually depends on those of the *in* and *out* modes that can be arbitrarily chosen. Thus, as such it is not an observable quantity. However, the phase of $\alpha_\omega \beta_\omega^* \varphi_\omega^{\text{out}} \varphi_{-\omega}^{\text{out}}$ is an observable, independent of these choices. We have chosen to work with *in* and *out* bases where all modes have a common phase at a given p , see Sec.ID 2, as this ensures that $\arg(\beta_\omega/\alpha_\omega)$ is unaffected by this arbitrary phase.

Using these basis, the phases of α_ω and $\tilde{\alpha}_\omega$ of Eq. (76) also have a clear meaning as can be seen by considering the scattering of classical waves. They characterize the phase shifts which are not taken into account by the WKB modes of Sec. II A 2. In fact, using Eq. (71) one verifies that in the limit $\omega/\kappa \rightarrow \infty$ one recovers the standard WKB results, *i.e.* $\arg(\alpha_\omega) = \arg(\tilde{\Gamma}(\omega/\kappa)) \rightarrow 0$ for the transmitted mode, and $\arg(\tilde{\alpha}_\omega) \rightarrow \pi/2$ for the reflected one. For smaller values of ω/κ , $\arg(\tilde{\Gamma}(\omega/\kappa))$ thus accounts for the non-trivial phase shift. In App. B we show that in the presence of two horizons, this shift affects the spectrum of trapped modes.

3. White holes

It is rather easy to apply our results to white holes as they behave as the time reverse of black holes. In terms of stationary modes, the correspondence is made by exchanging the role of *in* and *out* and perform a complex conjugation:

$$\phi_\omega^{\text{in,WH}} = (\phi_\omega^{\text{out,BH}})^*, \quad (80)$$

as in Eq. (D3) of [28]. This follows from a symmetry of Eq. (8). Indeed, the mode equation is invariant under

$$\omega \rightarrow -\omega \text{ and } v \rightarrow -v. \quad (81)$$

For more details, we refer to the App.D of [28]. Here, it implies

$$U_{\text{WH}} = (U_{\text{BH}})^*, \quad (82)$$

where U_{WH} is defined through the same equation as Eq. (69). This implies that Bogoliubov coefficients of a white hole possess the same norm as those in the corresponding black hole setup.

It is more interesting to look at correlations. Indeed, since both *out* modes now live on the same side of the horizon and contain high momenta, the correlation pattern drastically differs from the black hole one [24]. To describe this pattern, in order not to introduce confusing notations, the modes shall be called according to their status in a black hole geometry, that is, in the following expressions the modes are those of Sec. II A 2. Then, in the white hole *in*-vacuum, the ω -contribution of the equal time correlation function reads

$$G_\omega^{\text{WH}}(x, x') = \phi_\omega^{\text{out}}(x) (\phi_\omega^{\text{out}}(x'))^* + \phi_{-\omega}^{\text{out}}(x) (\phi_{-\omega}^{\text{out}}(x'))^*. \quad (83)$$

Decomposing the BH *out* modes in their *in* content, the first term gives

$$\begin{aligned} \phi_\omega^{\text{out}}(x) (\phi_\omega^{\text{out}}(x'))^* &= |\alpha_\omega|^2 \phi_\omega^{\text{in}}(x) (\phi_\omega^{\text{in}}(x'))^* - \alpha_\omega^* \tilde{\beta}_\omega \phi_\omega^{\text{in}}(x) \phi_{-\omega}^{\text{in}}(x'), \\ &\quad - \alpha_\omega \tilde{\beta}_\omega^* (\phi_{-\omega}^{\text{in}}(x)) (\phi_\omega^{\text{in}}(x'))^* + |\tilde{\beta}_\omega|^2 (\phi_{-\omega}^{\text{in}}(x))^* \phi_{-\omega}^{\text{in}}(x'). \end{aligned} \quad (84)$$

The most interesting phenomenon occurs when one looks at the zero frequency limit. In this regime, on the one hand, the zero frequency limit of ϕ_ω^{in} and $\phi_{-\omega}^{\text{in}}$ agree with each other, as can be

seen in Eq. (42) and Eq. (43), and equal $\phi_0^{\text{in}} \in \mathbb{C}$ which is a non-trivial function of x . On the other hand, when $\omega \rightarrow 0$, Eq. (76) gives

$$|\alpha_\omega|^2 \sim |\tilde{\beta}_\omega|^2 \sim \frac{\kappa}{2\pi\omega} \quad \text{and} \quad -\alpha_\omega^* \tilde{\beta}_\omega \sim e^{-i\frac{\pi}{2}} \frac{\kappa}{2\pi\omega}. \quad (85)$$

Then, since both terms of Eq. (83) agree in the limit, we finally get

$$G_\omega^{\text{WH}}(x, x') \underset{\omega \rightarrow 0}{\sim} \frac{4\kappa}{\pi\omega} \text{Re} \left\{ e^{-i\frac{\pi}{4}} \phi_0^{\text{in}}(x) \right\} \text{Re} \left\{ e^{-i\frac{\pi}{4}} \phi_0^{\text{in}}(x') \right\}, \quad (86)$$

Before commenting on this expression, it is interesting to compare it with the corresponding one obtained in a black hole geometry. In that case, when working in the black hole *in* vacuum, the ω contribution of the two point function is, see Eq. (83),

$$G_\omega^{\text{BH}} = \phi_\omega^{\text{in}}(x) (\phi_\omega^{\text{in}}(x'))^* + \phi_{-\omega}^{\text{in}}(x) (\phi_{-\omega}^{\text{in}}(x'))^*. \quad (87)$$

Hence in the limit $\omega \rightarrow 0$ it gives (see Eq. 32 in [43])

$$G_0^{\text{BH}} = 2\phi_0^{\text{in}}(x) (\phi_0^{\text{in}}(x'))^*, \quad (88)$$

which behaves very differently than G^{WH} of Eq. (86). It does not diverge as $1/\omega$ and it is not the product of two *real* waves. To get an expression that might correspond to that of Eq. (86) one should express the *in* modes in terms of the *out* black hole modes given in Eq. (44) and (45), as done in Eq. (78). Doing so, the prefactor of Eq. (86) is recovered but the spatial behavior of G^{BH} is completely different because the *out* modes of Eq. (44) and (45) are defined on opposite sides of the horizon, and become constant in their domain. Hence unlike G^{WH} , G^{BH} cannot be written in the limit $\omega \rightarrow 0$ as a product of twice the same real wave.

In Eq. (86), we see that G^{WH} factorizes in the zero frequency limit as the 2-point function in inflationary cosmology when neglecting the *decaying* mode, see *e.g.* Eq. (20) in [47]. This fact shows that $\text{Re} \left\{ e^{-i\frac{\pi}{4}} \phi_0^{\text{in}}(x) \right\}$ contributes to G^{WH} as in a stochastic ensemble of *classical* waves, *i.e.* each member of the ensemble contributes like a coherent state with a given phase, see App.C in [28], but the amplitude of ϕ_0^{in} is still a Gaussian random variable, again as for primordial fluctuations in cosmology. Moreover, the real function $\text{Re} \left\{ e^{-i\frac{\pi}{4}} \phi_0^{\text{in}}(x) \right\}$ corresponds to the *undulation* observed in [25], and the present analysis shows that this phenomenon is directly related to the Hawking effect. However, what fixes the constant amplitude found in the experiment remains to be understood because, when summing Eq. (86) over ω , the factor $1/\omega$ engenders a logarithmic growth in $\ln(t)$ as in Ref. [24]. Eq. (86) differs from the expression of [24] (which also factorizes) in that the surface gravity has not been sent to ∞ . Using Sec.II A 2, one can compute its profile (in the WKB approximation) in the regions 1.(b) of Fig.2. In the right region 1.(b) it decays according to the zero frequency limit of Eq. (60), whereas in the left region, one has

$$\text{Re} \left\{ e^{-i\frac{\pi}{4}} \phi_0^{\text{in}}(x) \right\} = \frac{1}{\sqrt{8\pi\kappa}} \frac{\cos\left(\frac{2}{3}\Delta(x) + \frac{\pi}{4}\right)}{\sqrt{\Delta(x)(1 + \kappa|x|)}}. \quad (89)$$

On the right it thus behaves very much like the decaying Airy function Ai [37, 40], and on the left it oscillates in a similar manner but, quite surprisingly, the phase shift $\pi/4$ has the opposite sign.

The origin of this flip is to be found in the extra factor of $1/p$ in the integrand of Eq. (56) that is associated with the relativistic (non-positive) norm of Eq. (10). It would be very interesting to observe the profile of Eq. (89) and its unusual phase shift in future experiments. Further away from the horizon, the undulation profile can be obtained from the zero frequency limit of Eq. (A5).

C. Validity of the connection formula

Our computation is based on two approximations. The first one is the p -WKB approximation introduced when solving Eq. (53) in the near horizon region. Its validity requires

$$\frac{\Lambda}{\kappa} \gg 1. \quad (90)$$

This condition is the expected one. It involves neither ω nor the parameters D_{lin} of Eq. (17). Moreover, as we shall see below, it will *not* be the most relevant one in the general case. This is a non-trivial result. In addition, since the corrections to this approximation mix left and right moving modes [20], at leading order, the same spectral deviations will be obtained when considering models [16, 32] where the decoupling between these modes is exact. It would be interesting to validate this prediction by numerical analysis.

The second approximations are controlled by Δ of Eq. (34). This quantity governs both the validity of the saddle point approximation, as in Eq. (60), and that of the WKB modes of Eq. (42-47). Since these corrections decrease when Δ increases, the pasting of the near horizon modes on the WKB ones should be done at the edges of the near horizon region. One could imagine pasting the modes further away, but this would require to control $\tilde{\phi}_\omega(p)$ outside the region where v is linear in x , *i.e.* to deal with ODE in ∂_p of order higher than 2. This is perhaps possible but it requires other techniques than those we used, see [50] for recent developments. In any case, what we do is sufficient to control the error terms in the relativistic limit, and more precisely to find an upper bound.

Being confined to stay within the near horizon region, the validity of the pasting procedure requires that

$$\Delta_p \equiv \Delta(x_{\text{pasting}}) = \frac{\Lambda}{\kappa} (\kappa x_{\text{pasting}})^{\frac{3}{2}} \sim \frac{\Lambda}{\kappa} (D_{\text{lin}})^{\frac{3}{2}} \gg 1, \quad (91)$$

where D_{lin} characterizes the extension of this region on either side of the horizon. As we see in Fig.5, at fixed Λ/κ , the spectrum is very close to the relativistic one of Eq. (15) if D_{lin} is large enough. Instead, below a certain threshold, the deviations become non negligible. Our criterion in Eq. (91) indicates that this will happen when Δ_p is of order 1. Hence the threshold value for D_{lin} should scale as $(\kappa/\Lambda)^{2/3}$. This prediction is confirmed by the numerical analysis of [26].

We can be more precise. Indeed, as discussed after Eq. (16), the near horizon region is not necessarily symmetric. Hence, the values of x_{pasting} on the right and on the left will be different. This is important because error terms coming from *in* modes are dominant compared to those from

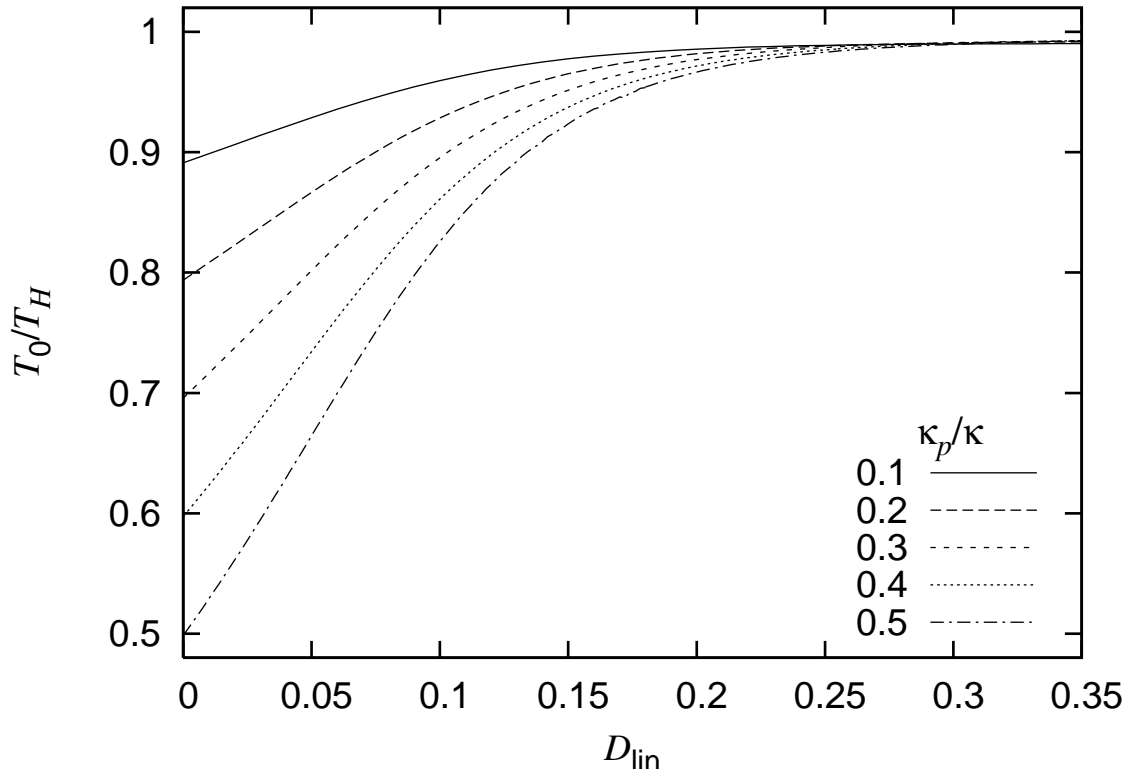


Figure 5: Deviation of the temperature found using the code of [26] for various flows $v(x)$ which all have the same surface gravity κ . $T_H = \kappa/2\pi$ is the usual Hawking temperature. T_0 is the actual temperature given quartic superluminal dispersion computed for $\omega \ll \kappa$. The parameter κ_p (see [26] for its precise definition) characterizes the slope of $v(x)$ *outside* the near horizon region, *i.e.* in regions 2 of Fig.2. At fixed $\Lambda/\kappa = 15$, the critical value of $D_{\text{lin}} \sim 0.2$ below which T_0 deviates from T_H does not depend on κ_p . This is in agreement with Eq. (91).

out modes, see Sec.II A. Since the former lives on the left side, the validity condition is

$$\Delta_p^L \sim \frac{\Lambda}{\kappa} (D_{\text{lin}}^L)^{\frac{3}{2}} \gg 1, \quad (92)$$

The higher sensitivity of the spectrum to perturbations of v localized on the left hand side was clearly observed in [26], see Fig. 8 right panel. This sensitivity has been recently exploited in [44] to produce resonant effects. We can now estimate the deviations on the spectrum. Considering Eqs. (48,49,60,64,92), we obtain

$$\left| \frac{\bar{n}_\omega - \bar{n}_\omega^{\text{relativistic}}}{\bar{n}_\omega^{\text{relativistic}}} \right| = O\left(\frac{P(\omega/\kappa)}{\Delta_p^L}\right), \quad (93)$$

where P is a polynomial function of degree 2. Therefore, at fixed $\omega \lesssim \kappa$, *i.e.* in the relevant regime for Hawking radiation, the leading deviations are *bounded* by a quantity scaling as $1/\Delta_p^L$. In particular, Eq. (93) demonstrates that the spectrum is thermal for arbitrary small frequencies,

contrary to what has been claimed in [17, 31]. Moreover, our analysis indicates that the deviations should grow with ω . This is compatible with the fact that \bar{n} vanishes for $\omega > \omega_{\max}$ defined in Eq. (29), irrespectively of the value of the ratio Λ/κ . However, we have not yet been able to confirm this precisely with the code of [26]. One of the reason is that the spectrum is radically modified when ω approaches ω_{\max} . So far the p -WKB approximation has been a subdominant effect. However, if one takes the de Sitter limit, *i.e.* $D_{\text{lin}} \rightarrow \infty$, the correction term in Eq. (91) vanishes and p -WKB becomes the only source of deviations.

To conclude we recall that the deviations have been computed using Eq. (8). In other mode equations, like that for phonons in a BEC [28], the corrections to the x -WKB approximation will be in general larger. However these corrections are not due to dispersion but rather to the fact that the conformal invariance of Eq. (8) in the dispersionless limit will be lost. These corrections can thus be studied without introducing dispersion. This is also true when introducing an infrared modification of Eq. (8) associated with a mass or with a non-vanishing perpendicular momentum. In App.C, we show that the spectral properties are still robust in that Eq. (92) is sufficient to guarantee that to leading order the Bogoliubov coefficients are unaffected by short distance dispersion.

D. General superluminal dispersion

Instead of Eq. (2), we now consider

$$F^2(p) = \left(p + \frac{p^{2n+1}}{\Lambda^{2n}} \right)^2, \quad (94)$$

taken again, for simplicity, to be a perfect square. In Sec.II B we computed p -WKB modes for any dispersion in Eq. (55), hence the globally defined modes for F satisfying Eq. (94) are, see Sec.III,

$$\phi_\omega(x) = \frac{1}{\sqrt{4\pi\kappa}} \int_{\mathcal{C}} \frac{e^{i(px - \frac{\omega}{\kappa} \ln(p) + \frac{p^{2n+1}}{(2n+1)\Lambda^{2n}\kappa})}}{(1 + \frac{p^{2n}}{\Lambda^{2n}})^{\frac{1}{2}}} \frac{dp}{p\sqrt{2\pi}}. \quad (95)$$

There now exist $2n + 1$ linearly independent modes. Hence in terms of contours, there are $2n + 1$ sectors (Stokes lines) toward ∞ in the complex p plane. By using a contour homotope to the real line, and the same two possible branch cuts of $\ln p$ on $\pm i\mathbb{R}^+$, we can compute the 2 ‘on-shell’ modes that are asymptotically bounded. Even though, there exist n pairs of growing and decaying modes on the subsonic side, and $n - 1$ pairs on the other side, only one pair in the subsonic sector will be relevant in the ‘off-shell’ connection formula of Eq. (70). Indeed, all the others pairs do not mix with propagating modes. Therefore, the different contours giving rise to the relevant modes will be quite similar to those of Sec.III.

To perform a saddle point approximation, we introduce $t = p/\Lambda|\kappa x|^{\frac{1}{2n}}$ and get:

$$\varphi_\omega(x) = \frac{e^{-i\frac{\omega}{\kappa} \ln(\Lambda|\kappa x|^{\frac{1}{2n}})}}{\sqrt{4\pi\kappa}} \int_{\mathcal{C}} \frac{e^{-i\frac{\omega}{\kappa} \ln(t)}}{(1 + t^{2n}\kappa|x|)^{\frac{1}{2}}} e^{i\Delta_n(x)(\text{sign}(x)t + \frac{t^{2n+1}}{2n+1})} \frac{dt}{t\sqrt{2\pi}}. \quad (96)$$

By a computation similar to that of Sec.III, at leading order in κ/Λ , we recover the Bogoliubov coefficients of Eq. (76), thereby establishing their robustness for arbitrary integer values of n . Moreover, the deviations from this result are now governed by

$$\Delta_{p,n}^L = \frac{\Lambda}{\kappa} (D_{\text{lin}}^L)^{\frac{2n+1}{2n}}. \quad (97)$$

Hence, the error on the mean number of emitted quanta satisfies

$$\left| \frac{\bar{n}_\omega - \bar{n}_\omega^{\text{relativistic}}}{\bar{n}_\omega^{\text{relativistic}}} \right| = O \left(\frac{\kappa}{\Lambda (D_{\text{lin}}^L)^{\frac{2n+1}{2n}}} \right). \quad (98)$$

E. Relating subluminal dispersion relations to superluminal ones

So far we analyzed only superluminal dispersion relations. We should thus inquire how would subluminal dispersions affect the spectrum. At the classical level, as noticed at the end of Sec. ID 1, there is an exact correspondence between these two cases. At the level of the modes Eq. (30) does not leave Eq. (8) invariant as it does not apply to the left moving solutions governed by $\omega - vp = -F$. However, it becomes a symmetry when neglecting the mode mixing between left and right movers. Therefore, in models where the decoupling between these is exact [16, 32], Eq. (30) is an *exact* symmetry. Moreover, since the mode mixing between left and right movers is subdominant for general mode equations, the discrepancy of the spectral deviations between superluminal and subluminal dispersion will not show up at leading order. This is *precisely* what has been observed in Sec.VI.2 of [15].

At the level of the connection formula of Eq. (70), the three exchanges of Eq. (30) still are an exact symmetry since the U_{BH} -matrix is based on the right moving mode of Eq. (55) which is determined by the action $W_\omega(p)$. Therefore, at leading order in κ/Λ , without any further calculation, this symmetry implies that the spectrum of HR is equally robust for subluminal dispersion. Moreover, the *leading order deviations* from the thermal spectrum will be governed by the *same* expression as Eq. (98). It should be noticed that when applying Eq. (30), D_{lin}^L characterizes the extension on the sub-sonic region.

The above symmetry should not be confused with that of Eq. (81) which also relates black and white holes. Indeed, the latter exchanges the role of left and right moving modes, while the former applies only to the right moving sector. Instead, these two symmetries can be *composed* with each other. This allows to compare black hole spectra without referring to white holes.

To conclude the discussion, we mention that this approximate symmetry allows not only to *predict* several effects, but also to predict how the observables will quantitatively behave:

- a laser effect will be found for sub-luminal dispersion in a flow possessing two horizons that passes from super to sub and then back to a supersonic flow,³ and this exactly for the same

³ We are grateful to Daniele Faccio and William Unruh for bringing our attention to this possibility in a discussion that took place during the Nice Colloquium on ‘Analog gravity’ in June 2010.

reasons that the laser effect was found in the ‘reversed’ flow in the case of superluminal dispersion [51] and App.B.

- the frequencies and the growth rates of this subsonic laser effect will be governed by the same expressions as those of App.B (when neglecting the coupling to the left moving modes).
- subsonic phonon propagation in a non-homogeneous flow that remains everywhere subsonic, *i.e.* without a sonic horizon, will be governed by a 4×4 S-matrix that encodes new pair creation channels with respect to those found in the presence of a sonic horizon [50] exactly for the same reasons that a supersonic phonon propagation in a non-homogeneous flow that remains everywhere supersonic does so, as mentioned in [27].
- the behavior of the Bogoliubov coefficients in the two cases will behave *quantitatively* in the same way.
- the undulation observed in white hole flow for subluminal gravity waves in the experiment of [25] is generated for the same reasons as that found in white holes for Bose condensates using the Bogoliubov-de Gennes equation [24]. As we discussed above, this is obtained by composing the symmetries of Eq. (81) and Eq. (30).
- Moreover, when the dispersion relations and the profiles $v(x) + c(x)$ (where $c(x)$ is the speed of sound that generalizes the 1 in $1 + v$) obey Eq. (30) up to a possible rescaling of Λ , the momentum p , and distances, these undulations should have the same spatial profile.

IV. CONCLUSION

In this paper, we described the scattering of a dispersive field on a stationary black hole horizon. We computed the connection formula which relates WKB modes on each side of the horizon sufficiently far away from the turning point. Our main results are:

- Eq. (70) applies ‘off-shell’, which means that the contribution of the growing mode is taken into account. When requiring that its amplitude vanishes, Eq. (70) fixes both the ‘on-shell’ 2×2 matrix of Eq. (12) encoding the Bogoliubov transformation between physical modes, and the amplitude of the decaying mode. In situations with several horizons, the presence of a growing mode in a finite size region could alter the scattering. In that case, Eq. (70) should be used to estimate this effect.
- The phases of the scattering coefficients are computed. This allows us to show that not only the out-going flux is robust against dispersion, but also the correlation pattern between Hawking quanta and their partner (in Eq. (76) and Eq. (78)). Moreover, in situations with several horizons, such as that of the black hole laser, these shifts enter in interference effects and directly affect the observables. Our prediction for their values is numerically confirmed as discussed in App.B.

- We characterized the leading spectral deviations due to dispersion. These critically depend on the spatial extension of the near horizon geometry, and not only on the ratio κ/Λ . Indeed, they are governed by the parameter D_{lin}^L of Eq. (17), and this for a large class of dispersion, see Sec.III D. These spectral deviations imply only an upper bound on the frequency, in contradiction to what was claimed in [17, 31].
- A symmetry between superluminal and subluminal dispersion relations establishes that the spectral deviations due to one type of dispersion will be also found for the corresponding one when modifying the flow $v(x)$ in a certain manner, see Eq. (30).
- In App. C, we extend our results to massive fields. In that case, the dispersion relation is modified both in the infrared and the ultraviolet. This induces two types of deviations from Eq. (76). We show that these deviations decouple when $m \ll \Lambda$ and can be bounded separately. The ultraviolet effects are still controlled by Eq. (91) while the infrared ones can be studied with the massive relativistic equation.

A. Acknowledgments

We acknowledge interesting discussions with Ulf Leonhard, Stefano Liberati and Scott Robertson. We also thank Roberto Balbinot, Iacopo Carusotto and Alessandro Fabbri for interesting discussions. We are thankful to Germain Rousseaux for mentioning [54]. This work was partially supported by the ANR grant STR-COSMO, ANR-09-BLAN-0157.

Appendix A: WKB dispersive modes

1. The method

To apply a WKB approximation to the solutions of Eq. (8), we write the mode as

$$\phi_\omega(x) = e^{i \int^x k_\omega(x') dx'} . \quad (\text{A1})$$

Injecting this into Eq. (8), we obtain

$$\begin{aligned} (\omega - v(x)k_\omega)^2 - F^2(k_\omega) &= -i\partial_x \left[\frac{1}{2} \partial_k F^2(k_\omega) \right] \\ &\quad - \frac{4k_\omega \partial_x^2 k_\omega + 3(\partial_x k_\omega)^2 - i\partial_x^3 k_\omega}{\Lambda^2} . \end{aligned} \quad (\text{A2})$$

For definiteness and simplicity, the last term is given for $F(k) = k^2 + k^4/\Lambda^2$ but can be generalized to any polynomial dispersion relation. So far, this equation is exact. It is known as a Riccati equation [40] and was already used in the present context in [17]. It is adapted to a perturbative

resolution where the different terms are sorted in order of derivatives [34, 39], here spatial gradients. Hence we write k_ω as

$$k_\omega = k_\omega^{(0)} + k_\omega^{(1)} + k_\omega^{(2)} + \dots \quad (\text{A3})$$

where the superscript gives the number of derivatives (one way to sort the terms of Eq. (A2) is to make the scale change $x \rightarrow \lambda x$. The superscript then stands for the power of $1/\lambda$). It is easy to show that $k_\omega^{(0)}(x) = p_\omega(x)$, the classical momentum, solution of the Hamilton-Jacobi equation (7). The second equation is not less remarkable: it is a total derivative and it has the universal form

$$k_\omega^{(1)} = \frac{i}{2} \partial_x \ln \left[\omega v(x) - v^2 p_\omega + \frac{1}{2} \partial_p F^2(p_\omega) \right] = \frac{i}{2} \partial_x \ln [F(p_\omega) v_{gr}(p_\omega)], \quad (\text{A4})$$

where $v_{gr} = 1/\partial_\omega p_\omega$ is the group velocity. Since $k_\omega^{(1)}$ is purely imaginary, it governs the mode amplitude. Eq. (A1) constructed with $k_\omega = p_\omega + k_\omega^{(1)}$ gives the generalized x -WKB expression

$$\varphi_\omega^{\text{WKB}}(x) = \sqrt{\frac{\partial p_\omega}{\partial \omega}} \frac{e^{i \int^x p_\omega(x') dx'}}{\sqrt{4\pi F(p_\omega)}}. \quad (\text{A5})$$

Its Fourier transform evaluated at the saddle point gives the p -WKB mode of Eq. (54).

Eq. (A4) guarantees that the scalar product of Eq. (11) evaluated with Eq. (A5) is *exactly* conserved. Eq. (A2) also guarantees that the development of k is alternated: even terms are real, while odd ones are imaginary.

2. Leading deviations due to dispersion

In this paper, we are interested in solving Eq. (8) in the limit of weak dispersion, that is, for Λ large enough. The aim of this section is to precise the meaning of ‘ Λ large enough’ by computing the scaling of the errors made when building the WKB basis of Sec.II A 2. Two different approximations have been used. First we built approximate solutions of Eq. (8) with the above WKB modes. Second, we solved Eq. (7) in the limit of large Λ in Sec.II A 1, and we used the approximate roots to compute the WKB modes.

To proceed, we estimate the next order term of Eq. (A3) in the limit of weak dispersion (WD), *i.e.* by dropping terms of order 2 in $1/\Lambda$. In this regime, $k^{(2)}$ is solution of

$$-2 [F(p_\omega) v_{gr}(p_\omega)] k_{WD}^{(2)}(x) = \left[-i\partial_x + k_\omega^{(1)} \right] \cdot \left[k_\omega^{(1)} \partial_k (F v_{gr}) \right]. \quad (\text{A6})$$

Because we master the modes near the horizon in the p -representation (see Sec.II B and III), we are only interested in the error accumulated from infinity, where the x -WKB approximation becomes exact, to x_{pasting} of Eq. (91), at the edge of the near horizon region. This error is estimated by evaluating the integral of $k_{WD}^{(2)}$ from x_{pasting} till ∞ . Indeed the exact mode ϕ_ω can be approximated by

$$\phi_\omega \simeq \varphi_\omega^{\text{WKB}} e^{i \int^x k_{WD}^{(2)}(x') dx'} \simeq \varphi_\omega^{\text{WKB}} (1 + \epsilon(x)). \quad (\text{A7})$$

To evaluate $\varphi_\omega^{\text{WKB}}$ we use Eq. (A5) and the approximate roots of Sec.II A 1. This introduces extra errors governed by y of Eq. (38). Hence, near x_{pasting} the total error is

$$\epsilon_T \simeq \int_\infty^{x_{\text{pasting}}} k_{WD}^{(2)}(x') dx' + O(y(x_{\text{pasting}})). \quad (\text{A8})$$

This error term behaves quite differently for *in* and *out* modes, hence we shall study it separately.

- For the *in* modes, solving the Eq. (A6), we get

$$k_{WD}^{(2)} = \frac{9v'^2}{16\Lambda|1+v|^{\frac{5}{2}}} - \frac{3v''}{4\Lambda|1+v|^{\frac{3}{2}}}. \quad (\text{A9})$$

Since this is not a total derivative, the integral depends on what happens all along the way from ∞ to x_{pasting} . However, when the profile v is smooth enough, the accumulated error is essentially

$$\epsilon_T^{\text{in}} \sim \left(\frac{v'}{\Lambda|1+v|^{\frac{3}{2}}} \right)_{x=x_{\text{pasting}}} + O(y_p) = \frac{1}{\Delta_p^L} + \frac{\omega/\kappa}{\Delta_p^L}. \quad (\text{A10})$$

- For the *out* modes, the leading order correction arises from $k^{(1)}$. Indeed, in the limit $\Lambda \rightarrow \infty$, the *out* modes are WKB exact because of conformal invariance and $k_{\Lambda \rightarrow \infty}^{(1)} = 0$. Therefore, for finite Λ , $k^{(1)}$ will be the dominant contribution to the error term of Eq. (A7). One finds

$$k_{WD}^{(1)} = -\frac{6\omega^2 v'}{\Lambda^2(1+v)^4}. \quad (\text{A11})$$

This means that

$$\epsilon_T^{\text{out}} \sim \left(\frac{\omega^2}{\Lambda^2|1+v|^3} \right)_{x=x_{\text{pasting}}} = \frac{\omega^2/\kappa^2}{\Delta_p^2}. \quad (\text{A12})$$

Here the pasting happens on both sides, hence in the latter expression, one should understand Δ_p^L for $(\varphi_{-\omega}^{\text{out}})^*$ and Δ_p^R for $\varphi_\omega^{\text{out}}$. As expected, the corrections to red-shifted *out* modes are subdominant with respect to those of *in* modes.

It is interesting to notice that the validity of the x -WKB approximation in a given flow and for a given dispersion relation depends on the exact form of the mode equation associated with Eq. (7). Indeed, when the mode equation is not conformally invariant in the limit $\Lambda \rightarrow \infty$ there is an extra validity condition:

$$\left| \frac{v'}{\omega} \right| \ll 1. \quad (\text{A13})$$

It is due to the fact that for low frequencies, the left and right moving modes mix even in the absence of dispersion. This mixing was studied in [28], and it was numerically shown that these effects stay (in general) subdominant.

Appendix B: Application: The black hole laser

1. The setup

When a flow contains both a black and a white horizon, and is subsonic on both asymptotic sides, HR is self-amplified in presence of superluminal dispersion [51, 52], and this leads to a dynamical instability [53]. When the horizons are well separated, a powerful ‘ S -matrix’ description can be applied to describe the mode propagation. In this picture, as in Eq. (12), the matrix acts on the two right moving modes $(\varphi_\omega, (\varphi_{-\omega})^*)$. Because the horizons are well separated, it is legitimate to factorize S as $S = S_W S_2 S_B S_4$, where S_W and S_B are the ‘on-shell’ Bogoliubov matrices associated with the white and black hole respectively, and S_2 and S_4 contain phase shifts characterizing Hamilton-Jacobi propagations from the white hole horizon to the black one. These have the form

$$S_2 = \begin{pmatrix} e^{iS_\omega^{\text{in}}} & 0 \\ 0 & e^{iS_{-\omega}^{\text{in}}} \end{pmatrix}, \quad (\text{B1})$$

$$S_4 = \begin{pmatrix} 1 & 0 \\ 0 & e^{-iS_{-\omega}^{\text{out}}} \end{pmatrix}, \quad (\text{B2})$$

where S_ω^{in} designates S_ω of Eq. (32) evaluated for the root k_ω^{in} , and similarly for the other two actions. The names of the roots are those associated with the black hole horizon, so that their expressions can be found in Sec.IIA 1. We notice that the precise values of the end points of integration in these three actions depend on the phase conventions that have been adopted to compute S_W and S_B , so that S is independent of these arbitrary choices. Notice also the minus sign before S_4 because the corresponding propagation is backwards in x . For a more detailed analysis, we refer the reader to [53]. Here, we only recall the main points.

For a real frequency $\omega > 0$, the eigen-mode is asymptotically a plane wave of positive norm taken to be unity. To compute b_ω , the amplitude of the negative norm mode trapped between the two horizons, we require that the mode be *single valued*. This condition gives

$$\begin{pmatrix} e^{if_\omega} \\ b_\omega \end{pmatrix} = S \cdot \begin{pmatrix} 1 \\ b_\omega \end{pmatrix}. \quad (\text{B3})$$

where e^{if_ω} is the transmission coefficient, here a phase shift. In addition to the real spectrum, there exists a discrete set of pairs of complex frequency modes which encode the instability. To construct these modes, we look for frequencies $\lambda_a = \omega_a + i\Gamma_a$ (where a labels a discrete set) such that the mode is asymptotically bounded (in fact square integrable). As demonstrated in [53], the unstable modes ($\Gamma > 0$) are purely *out-going* and thus satisfy

$$\begin{pmatrix} A_a \\ 1 \end{pmatrix} = S \cdot \begin{pmatrix} 0 \\ 1 \end{pmatrix}. \quad (\text{B4})$$

This equation has a solution if and only if

$$S_{22}(\omega + i\Gamma) = 1. \quad (\text{B5})$$

This is the algebraic equation that fixes the set of complex frequencies λ_a .

2. Predictions

To compute these complex frequencies, we perform an expansion in the β_ω coefficients in S_W and S_B . To zeroth-order in these coefficients, Eq. (B5) gives a Bohr-Sommerfeld condition that fixes ω_a , the real part of the frequency:

$$\int_{x_{tp}^W}^{x_{tp}^B} (p_{-\omega}^{\text{out}}(x) - p_{-\omega}^{\text{in}}(x)) dx - \arg(\tilde{\alpha}_\omega^W \tilde{\alpha}_\omega^B) = 2\pi n, \quad n \in \mathbb{N}^*, \quad (\text{B6})$$

where the end point x_{tp}^W (respectively x_{tp}^B) refers to the turning point near the white hole (respectively black hole) horizon.⁴ The l.h.s. of Eq. (B6) displays both standard and unusual features. On the one hand, as expected, one finds the classical action evaluated along a closed loop from one turning point to the other one. On the other hand, one does not find the usual phase shift ($= \pi$) that accounts for the two reflections when dealing with Schrödinger type problems where the modes near the turning points can be well approximated by Airy functions. Indeed, using Eq. (76) and Eq. (71), one sees that $-\arg(\tilde{\alpha}_\omega^W \tilde{\alpha}_\omega^B)$ differs from π . To characterize the difference, we introduce

$$\begin{aligned} \epsilon(\omega) &= \arg(\tilde{\alpha}_\omega^W \tilde{\alpha}_\omega^B) + \pi, \\ &= \arg(\tilde{\Gamma}(\omega/\kappa_W)) + \arg(\tilde{\Gamma}(\omega/\kappa_B)). \end{aligned} \quad (\text{B7})$$

Using Eq. (73), one sees that it is only in the limit $\omega/\kappa \rightarrow \infty$ that one recovers the standard result, i.e. $\epsilon = 0$. For smaller values of ω/κ , ϵ accounts for the non-trivial phase shift due to the reflections on the two horizons. It arises from the fact that the reflected modes cannot be well approximated by Airy functions, something not discussed in [54].

In Fig. 7 we have compared the numerical results obtained using the code of [38] with the theoretical predictions evaluated with and without ϵ . The improvement of the agreement when including ϵ is clear.

To second order in β_ω , Eq. (B5) fixes the growing rate Γ for a given value of ω :

$$2\Gamma T_\omega = \left| \frac{\beta_\omega^W}{\alpha_\omega^W} \right|^2 + \left| \frac{\beta_\omega^B}{\alpha_\omega^B} \right|^2 + 2 \left| \frac{\beta_\omega^W}{\alpha_\omega^W} \frac{\beta_\omega^B}{\alpha_\omega^B} \right| \cos(\psi), \quad (\text{B8})$$

where T_ω is the classical time for the trapped mode to make a round trip between the two horizons

$$T_\omega = \partial_\omega (S_{-\omega}^{\text{out}} - S_{-\omega}^{\text{in}} + \pi - \epsilon(\omega)), \quad (\text{B9})$$

⁴ The writing of Eq. (B6) is obtained only if the Bogoliubov coefficients $\tilde{\alpha}_\omega^W$ and $\tilde{\alpha}_\omega^B$ of Eq. (12) are computed with a phase θ_0 of Eq. (33) common to *in* and *out* modes. It is now clear why it is convenient to work with this choice.

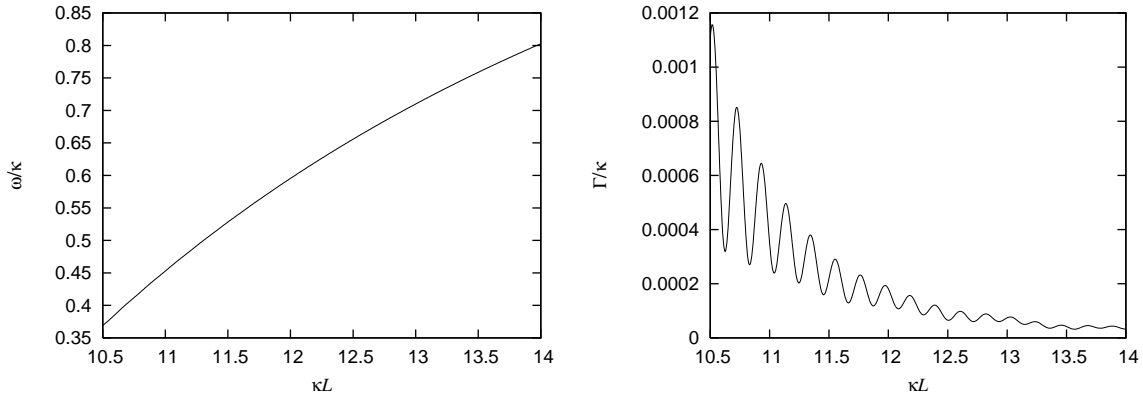


Figure 6: Evolution of the real part (left plot) and the imaginary (right plot) of a complex frequency as a function of L , the distance between the 2 horizons. These curves have been obtained by making use of the numerical techniques described in [38]. The parameters used are $\kappa_w/\kappa_b = 0.5$, $D = 0.5$ and $\Lambda/\kappa_b = 8$, and we consider the $n = 22$ discrete mode.

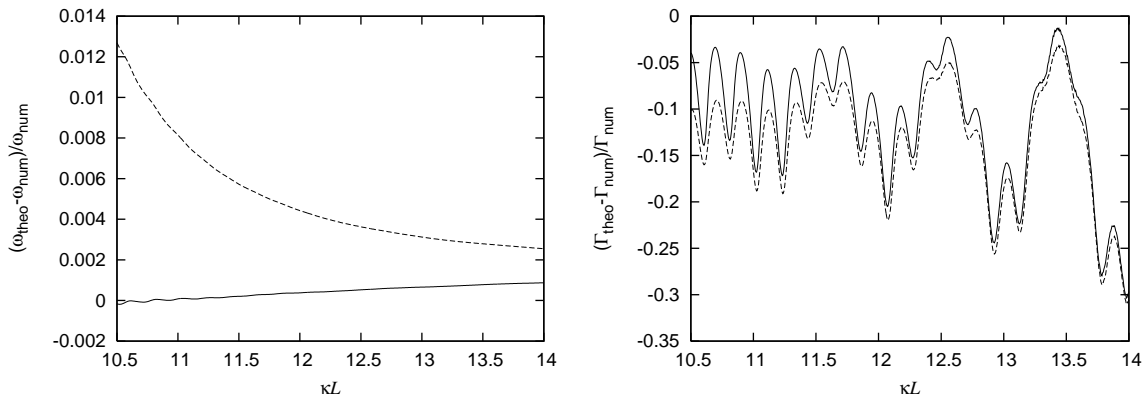


Figure 7: Relative errors between the numerical results and our theoretical formulae of the real and imaginary parts of the same complex frequency as in the above Figure. The continuous lines take into account ϵ of Eq. (B7), while the dotted lines are based on the standard expression $\epsilon = 0$. The improvement of the estimation is clear, and therefore the necessity of computing the phases in Eq.(76) is established.

and the phase ψ reads

$$\psi = S_{\omega}^{\text{in}} - S_{-\omega}^{\text{in}} + \arg \left(-\frac{\beta_{\omega}^W \tilde{\beta}_{\omega}^B}{\alpha_{\omega}^W \tilde{\alpha}_{\omega}^B} \right). \quad (\text{B10})$$

This non-trivial phase arises from the interference between the two pair creation amplitudes, that occurring at the white hole and that at the black hole. A careful calculation gives a remarkably simple result

$$\psi = \text{Re} \left\{ \int_{p_{\text{min}}}^{p_{\text{max}}} (X_{\omega}^B(p) - X_{\omega}^W(p)) dp \right\} + \pi. \quad (\text{B11})$$

The constant phase shift follows from Eqs. (76, 82) which give

$$\arg\left(-\frac{\beta_\omega^W \tilde{\beta}_\omega^B}{\alpha_\omega^W \tilde{\alpha}_\omega^B}\right) = \pi. \quad (\text{B12})$$

The contribution from the classical actions is best expressed in p -space using the function $X_\omega(p)$ of Eq. (22). However, because the flow profile v is not monotonic in the black hole laser setup, X_ω is no longer unique. Assuming that $v < 0$ has a single minimum at $x = 0$ between the two horizons, we define $X_\omega^W(p)$ (resp. $X_\omega^B(p)$) as the solution of Eq. (22) of negative values describing the propagation towards the white hole (resp. positive values associated with the black hole). Both of these semi-classical trajectories run from a positive maximum value $p_{\max} = p_\omega^{\text{in}}(0)$ to a minimum negative value $p_{\min} = p_{-\omega}^{\text{in}}(0)$. In Eq. (B11) we took the real part of the integral in order to remove the imaginary contributions ($= i\pi\omega/\kappa_W$ and $i\pi\omega/\kappa_B$) that arise when p flips sign, see the discussion after Eq. (33). The contribution for $p > 0$ accounts for the propagation of the positive norm mode, whereas that with $p < 0$ for that of the trapped mode. What is remarkable is that when they are combined, the net result for $S_\omega^{\text{in}} - S_{-\omega}^{\text{in}}$ takes the form of the first term of Eq. (B11). Notice again that this simple form is found only when using mode bases such that Eq. (B12) applies.

Interestingly, Eq. (B11) has the same structure as Bohr-Sommerfeld condition of Eq. (B6) with the role of x and p interchanged, *i.e.* Eq. (B11) is a closed loop in p -space of some $X_\omega(p)$. What is unusual is that the action receives imaginary contributions when p changes sign. In fact when removing the restriction to the real part of the action, one gets

$$e^{i \int_{p_{\min}}^{p_{\max}} (X_\omega^B(p) - X_\omega^W(p)) dp + \pi} = \frac{\beta_\omega^W \tilde{\beta}_\omega^B}{\alpha_\omega^W \tilde{\alpha}_\omega^B} e^{i\psi}. \quad (\text{B13})$$

In other words the ratios $\beta_\omega/\alpha_\omega$ can be blamed on, and therefore computed from, the imaginary contributions of the action S_ω of Eq. (32) that arise when p flips sign. An early version of this relation was used for relativistic modes in [48], and it is at the core of the so called ‘Unruh’ modes [49]. It was adapted to dispersive waves in [16] and implicitly used above when computing the connection coefficients in Sec.III. It was also recently exploited in [50] in a similar context.

To conclude, we underline that unlike the robustness of Hawking spectrum, Eq. (B6) and Eq. (B11) are not necessarily valid for very small frequencies. Indeed, we have made two additional approximations. First that the S -matrix can be factorized, *i.e.* that the propagation is correctly described by separating the scattering on each horizon and by WKB propagations between the horizons. Second, that the growing rate of the unstable modes are small ($\Gamma T_\omega^b \ll 1$) when developing Eq. (B5). This condition is violated when $\omega \rightarrow 0$ because β/α becomes of order 1. However, when the density of unstable modes is not too low, the numerical analysis confirms that the above expressions correctly characterize the complex frequencies, as can be seen from Fig.6 and 7.

Appendix C: Massive case

In this appendix we add a mass m on top of the ultraviolet dispersion of Eq. (2):

$$F_m^2 = m^2 + \left(p + \frac{p^3}{2\Lambda^2}\right)^2, \quad (\text{C1})$$

and focus on the novel features brought in by the mass. We suppose that the two scales are well separated, *i.e.* $m \ll \Lambda$. In this limit one has

$$F_m(p) = \sqrt{m^2 + p^2} + \frac{p^4}{2\Lambda^2 \sqrt{m^2 + p^2}}. \quad (\text{C2})$$

Moreover, since the last term becomes non negligible only when $p \sim \Lambda \gg m$, we get

$$F_m(p) = \sqrt{m^2 + p^2} + \frac{p^3}{2\Lambda^2}. \quad (\text{C3})$$

Therefore, to first order in m/Λ , F_m is a sum of the relativistic massive dispersion plus a dispersive term. In the near horizon region, the mode in p -space is still given by Eq. (55), and, as in Sec. III, the various modes in x -space are given by contour integrals

$$\varphi_{\omega,m}^{\mathcal{C}}(x) = \frac{1}{\sqrt{4\pi\kappa}} \int_{\mathcal{C}} \left(\frac{p}{F_m(p)}\right)^{\frac{1}{2}} e^{i(px - \frac{\omega}{\kappa} \ln(p) + G_m(p) + \frac{p^3}{6\Lambda^2\kappa})} \frac{dp}{p\sqrt{2\pi}}, \quad (\text{C4})$$

where

$$G_m(p) = - \int_p^\infty \frac{\sqrt{m^2 + p'^2} - p'}{\kappa p'} dp', \quad (\text{C5})$$

encodes the modification of the phase due to the mass. As before, the choice of the contour \mathcal{C} dictates which mode one is considering.

In the following, we construct the generalization of the decaying mode of Sec. III A 1 because this is enough to extract the Bogoliubov coefficients. To this end, we must choose a branch cut to define both the $\ln(p)$ and $\sqrt{m^2 + p^2}$ appearing in G_m . These functions introduce three branching points, $p = 0$, and $p = \pm im$. Here, we take the line $-i\mathbb{R}^+$ extended until im to be the branch cut, as shown on Fig. 8. Hence in the limit $m \rightarrow 0$ we recover what we did in the body of the paper, see Fig. 4. To compute Eq. (C4), we proceed as in Sec. III A 1.

When $x > 0$, the introduction of a mass does not alter the discussion of Sec. III A 1 since the saddle at $p_s = i\Lambda\sqrt{2\kappa x}$ is well above the singularity at im for x sufficiently far away from the horizon. Hence

$$\varphi_{\omega,m}^{\mathcal{C}} = e^{iG_m(p_s)} \times \varphi_{\omega}^{\downarrow} \times \left(e^{-i\frac{\pi}{2}}\right), \quad (\text{C6})$$

where $\varphi_{\omega}^{\downarrow}$ is the *massless dispersive* decaying mode of Eq. (46). Moreover, we have $G(p_s) \approx 0$ because $p_s \gg m$ in the region of interest. For $x > 0$, the mode is thus rapidly decaying, on a scale $\kappa x \sim (\kappa/\Lambda)^{\frac{2}{3}}$, and in the relativistic limit (*i.e.* $\Lambda \rightarrow \infty$) it vanishes. Therefore, as in the massless

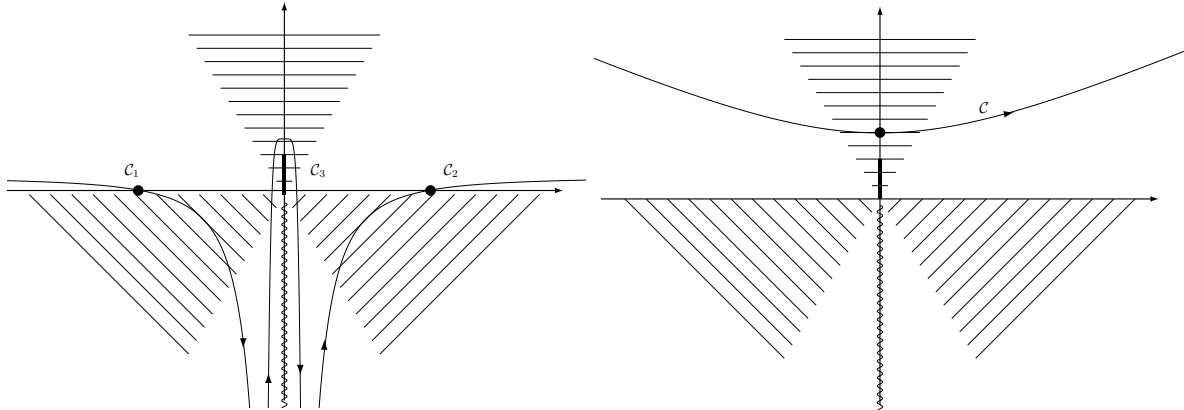


Figure 8: Representation of the contours in the p -plane to get $(\phi_{-\omega}^{\text{out}})^*$, the *out* mode of negative norm. The hatched regions are the asymptotically forbidden ones. The wavy line is the branch cut of $\ln(p)$, and the bold line is what must be added because of the mass. The left panel is valid for $x > 0$, and the right one for $x < 0$.

case, this mode is proportional to $(\phi_{-\omega, m}^{\text{out}})^*$, the negative norm *out* going mode. Indeed, if it were containing a small amount of the positive norm *out* going mode $\phi_{\omega, m}^{\text{out}}$, it would oscillate on the right side of the horizon until $\kappa x \sim (\omega/m)^2 \gg (\kappa/\Lambda)^{\frac{2}{3}}$ which gives the location of the turning point where the mode is reflected due to its mass, or due to a perpendicular momentum [55, 56].

For $x < 0$, using the analytic properties of $\tilde{\varphi}_{\omega}(p)$, we deform the contour \mathcal{C} into the union of \mathcal{C}_1 , \mathcal{C}_2 and \mathcal{C}_3 shown in Fig 8. On \mathcal{C}_1 and \mathcal{C}_2 , there are two saddle points at $p = \pm\Lambda\sqrt{\kappa|x|}$ that describe the high momentum incoming modes, as in Sec. III A 1. Their contribution is

$$\varphi_{\omega, m}^{\mathcal{C}_1 \cup \mathcal{C}_2} = (e^{\frac{\omega\pi}{\kappa}} e^{i\frac{3\pi}{4}}) \times (\varphi_{-\omega}^{\text{in}})^* + e^{i\frac{\pi}{4}} \times \varphi_{\omega}^{\text{in}}, \quad (\text{C7})$$

where $\varphi_{\pm\omega}^{\text{in}}$ are the massless dispersive *in* modes of Eq. (42) and Eq. (43). Moreover, the saddle point approximation is controlled by the parameter $\Delta(x)$ of Eq. (34), irrespectively of the mass $m \ll \Lambda$. Hence, as expected, the high momentum contributions of the *out* mode are mass independent. Along \mathcal{C}_3 instead, we perform a strong limit $\Lambda \rightarrow \infty$ as in Eq. (64), and we get

$$\varphi_{\omega, m}^{\mathcal{C}_3}(x) = \frac{1}{\sqrt{4\pi\kappa}} \int_{\mathcal{C}_3} p^{-i\frac{\omega}{\kappa}-1} e^{i(xp+G_m(p))} \left(\frac{p}{\sqrt{p^2+m^2}} \right)^{\frac{1}{2}} \frac{dp}{\sqrt{2\pi}}, \quad (\text{C8})$$

which is a *massive relativistic* mode of negative norm. Up to a complex amplitude A_{ω} , it gives $(\varphi_{-\omega, m}^{\text{out}})^*$, the low momentum out branch of the globally defined mode $(\phi_{-\omega, m}^{\text{out}})^*$. In brief, the mode obtained with the contour \mathcal{C} is $A_{\omega} (\phi_{-\omega, m}^{\text{out}})^*$: For all ω , it decays for $x > 0$, and on the left side, it contains three WKB branches

$$A_{\omega} \times (\phi_{-\omega, m}^{\text{out}})^* = \left(\frac{\alpha_{\omega, m}^*}{\beta_{\omega, m}^*} e^{i\frac{\pi}{4}} \right) \times (\varphi_{-\omega}^{\text{in}})^* + e^{i\frac{\pi}{4}} \times \varphi_{\omega}^{\text{in}} + A_{\omega} \times (\varphi_{-\omega, m}^{\text{out}})^*. \quad (\text{C9})$$

Since $(\varphi_{-\omega}^{\text{in}})^*$ and $\varphi_{\omega}^{\text{in}}$ are normalized and have opposite norms, their relative coefficient furnishes the ratio of the *near horizon* Bogoliubov coefficients $|\tilde{\beta}_{\omega,m}/\alpha_{\omega,m}|$.⁵ From Eq. (C7) and Eq. (C9), we obtain $|\tilde{\beta}_{\omega,m}/\alpha_{\omega,m}| = e^{-\pi\omega/\kappa}$. It is independent of m and has the standard relativistic value.

We decided to study $(\phi_{-\omega,m}^{\text{out}})^*$ in order to be able to discuss the *asymptotic* Bogoliubov coefficients. So far indeed our calculation is restricted to the near horizon regions 1.b of Fig. 2. Had we studied the positive norm mode $\phi_{\omega}^{\text{out}}$, we would have faced the propagation in the regions 2 and 3 on the right of the horizon. Below the critical frequency ω_m^{as} discussed in footnote 5, the mode $\phi_{\omega}^{\text{out}}$ is completely reflected. Above that threshold, $\phi_{\omega}^{\text{out}}$ is partially reflected in a non universal manner that depends on the actual profile $v(x)$. However since this scattering is elastic, as it mixes left and right moving positive norm modes (these being the only ones present in that region), it does not affect the pair creation probabilities of asymptotic quanta, *i.e.* it fixes ‘greybody factors’. In other words, the propagation in the right region has no influence on pair creation probabilities, both for ω below and above ω_m^{as} .

On the contrary the mode mixing on the left regions 2 and 3 will affect them because this mixing involves modes with norms of both signs. For instance, in Minkowski space-time no asymptotic particle is created even though Eq. (C9) applies near the Rindler horizon described by Eq. (8) with

$$v(x) = -(1 - 2\kappa x)^{\frac{1}{2}}. \quad (\text{C10})$$

This implies that the far away scattering *undoes* the one occurring near the horizon, as can be verified by direct calculation, using Bessel functions. For the smooth and asymptotically constant profiles we consider in this paper, WKB modes nevertheless provide a controlled approximation on the entire left region. Indeed, the errors due to the high momentum modes are m independent and small whenever Δ_{p}^L of Eq. (92) obeys $\Delta_{\text{p}}^L \gg 1$. The error due to the low momentum mode can be bounded using the treatment of App.A. For the reflected modes, for $0 \leq \omega < \omega_m^{\text{as}}$, one gets

$$\left| \frac{\beta_{\omega} - \beta_{\omega}^{\text{exact}}}{\beta_{\omega}^{\text{exact}}} \right| = O\left(\frac{\kappa}{\omega}\right). \quad (\text{C11})$$

Because the error grows like $1/\omega$ for $\omega \rightarrow 0$, there is no guarantee that the extra mode mixing will not significantly affect the values of the coefficients given in Eq. (C9). Hence further investigation is necessary to understand under which circumstances the standard divergence of $|\beta_{\omega}|^2$ in κ/ω is recovered in the massive case. We are currently examining this interesting question. Let us conclude by noticing that since the asymptotic value of the wave vector k_{ω}^{out} is finite for $\omega \rightarrow 0$, this opens the possibility of having a phenomenon similar to what we found when studying white

⁵ We have used the same conventions as in the massless case, see Eq. (12), because the relevant part of the scattering matrix is still 2×2 , for all values of ω . This is non trivial because the dimensionality of the asymptotic modes is different from that of the massless case. Indeed, when there is a mass, the left going mode $\phi_{\omega}^{\text{left}}$ only exists above a critical frequency $\omega_m^{\text{as}} = m(1 - (v_{\text{as}}^R)^2)^{1/2}$ where v_{as}^R is the asymptotic velocity on the right side. However, as later discussed in this Appendix, the mode mixing with $\phi_{\omega}^{\text{left}}$ does not affect the asymptotic Bogoliubov coefficients. Hence $\phi_{\omega}^{\text{left}}$ remains a spectator mode.

holes in Sec. III B 3.

-
- [1] S.W. Hawking, “Particle Creation by Black Holes”, *Comm. Math. Phys.* **43** 199 (1975).
 - [2] J. M. Bardeen, B. Carter, and S. W. Hawking, “The four laws of black hole mechanics,” *Comm. Math. Phys.* **31** 161 (1973).
 - [3] J.D. Bekenstein, “Black Holes and Entropy,” *Phys. Rev. D* **7**, 2333 2346 (1973).
 - [4] J.D. Bekenstein, “Generalized second law of thermodynamics in black-hole physics,” *Phys. Rev. D* **9**, 3292 3300 (1974).
 - [5] C. G. Callan and J. M. Maldacena, “D-brane Approach to Black Hole Quantum Mechanics,” *Nucl. Phys. B* **472** (1996) 591 [arXiv:hep-th/9602043].
 - [6] T. Jacobson, “Thermodynamics of Spacetime: The Einstein Equation of State,” *Phys. Rev. Lett.* **75** (1995) 1260 [arXiv:gr-qc/9504004v2].
 - [7] W. G. Unruh, “Experimental black hole evaporation ?,” *Phys. Rev. Lett.* **46**, 1351 (1981).
 - [8] G. ’t Hooft, “On the quantum structure of a black hole,” *Nuc. Phys.* **B256** (1985) 727-745.
 - [9] R. Brout, S. Massar, R. Parentani, P. Spindel, “A Primer for Black Hole Quantum Physics,” *Phys. Rept.* **260** 329-454 (1995) [arXiv:0710.4345v1 [gr-qc]].
 - [10] T. Jacobson, “Black-hole evaporation and ultrashort distances,” *Phys. Rev. D* **44** 1731-1739 (1991).
 - [11] T. Jacobson, “Black Hole Evaporation in the Presence of a Short Distance Cutoff,” *Phys. Rev. D* **48** (1993) 728-741 [arXiv:hep-th/9303103v1].
 - [12] R. Parentani, “Beyond the semi-classical description of black hole evaporation,” *Int. J. Theor. Phys.* **41** (2002) 2175-2200 [arXiv:0704.2563v1 [hep-th]].
 - [13] W. G. Unruh, “Sonic analogue of black holes and the effects of high frequencies on black hole evaporation,” *Phys. Rev. D* **51**, 2827 (1995).
 - [14] S. Corley and T. Jacobson, “Hawking Spectrum and High Frequency Dispersion,” *Phys. Rev. D* **54** (1996) 1568-1586 [arXiv:hep-th/9601073v1].
 - [15] J. Macher, R. Parentani, “Black/White hole radiation from dispersive theories,” *Phys. Rev. D* **79**, 124008 (2009) [arXiv:0903.2224v3 [hep-th]].
 - [16] R. Brout, S. Massar, R. Parentani, P. Spindel, “Hawking radiation without transPlanckian frequencies,” *Phys. Rev. D* **52** (1995) 4559 [arXiv:hep-th/9506121].
 - [17] S. Corley, “Computing the spectrum of black hole radiation in the presence of high frequency dispersion: an analytical approach,” *Phys. Rev. D* **57** (1998) 6280 [arXiv:hep-th/9710075].
 - [18] Y. Himemoto, T. Tanaka, “Generalization of the model of Hawking radiation with modified high frequency dispersion relation,” *Phys. Rev. D* **61** (2000) 064004 [arXiv:gr-qc/9904076v3].
 - [19] R. Schutzhold, W. G. Unruh, “On the Universality of the Hawking Effect,” *Phys. Rev. D* **71**, 024028 (2005) [arXiv:gr-qc/0408009v2].

- [20] R. Balbinot, A. Fabbri, S. Fagnocchi and R. Parentani, “Hawking radiation from acoustic black holes, short distance and back-reaction effects,” *Riv. Nuovo Cim.* **28**, 1 (2005) [arXiv:gr-qc/0601079].
- [21] R. Parentani, “Constructing QFT wherein Lorentz Invariance is broken by dissipative effects in the UV,” *PoS QG-PH* (2007) 031 [arXiv:0709.3943 [hep-th]].
- [22] J. Macher, “Brisure de l’invariance de Lorentz à haute énergie : conséquences pour l’inflation et le rayonnement des trous noirs,” PhD thesis, Univ. Paris-Sud (2009)
- [23] R. Parentani, “From vacuum fluctuations across an event horizon to long distance correlations,” *Phys. Rev. D* **82** (2010) 025008 [arXiv:1003.3625 [gr-qc]].
- [24] C. Mayoral, A. Recati, A. Fabbri, R. Parentani, R. Balbinot, I. Carusotto, “Acoustic white holes in flowing atomic Bose-Einstein condensates,” *New J. Phys.* 13:025007 (2011) [arXiv:1009.6196v1 [cond-mat.quant-gas]].
- [25] S. Weinfurtner, E. W. Tedford, M. C. J. Penrice, W. G. Unruh, G. A. Lawrence, “Measurement of stimulated Hawking emission in an analogue system,” *Phys. Rev. Lett.* 106:021302 (2011) [arXiv:1008.1911v2 [gr-qc]].
- [26] S. Finazzi, R. Parentani, “Spectral properties of acoustic black hole radiation: broadening the horizon,” [arXiv:1012.1556v1 [gr-qc]].
- [27] S. Finazzi, R. Parentani, “On the robustness of acoustic black hole spectra,” to appear in the proceedings of the Spanish Relativity Meeting ERE2010 [arXiv:1102.1452v1 [gr-qc]].
- [28] J. Macher, R. Parentani, “Black-hole radiation in Bose-Einstein condensates,” *Phys. Rev. A* **80**, 043601 (2009) [arXiv:0905.3634v4 [cond-mat.quant-gas]].
- [29] T. Jacobson, “On the Origin of the Outgoing Black Hole Modes,” *Phys. Rev. D* **53** (1996) 7082-7088 [arXiv:hep-th/9601064v2].
- [30] C. Barcelo, S. Liberati, M. Visser, “Analogue gravity,” *Living Rev. Rel.* **8**, 12 (2005) [arXiv:gr-qc/0505065].
- [31] T. Jacobson, “Trans-Planckian redshifts and the substance of the space-time river”, [arXiv:hep-th/0001085v2].
- [32] R. Schutzhold, W. G. Unruh, “On the origin of the particles in black hole evaporation,” *Phys. Rev. D* **78**, 041504(R) (2008) [arXiv:0804.1686v1 [gr-qc]].
- [33] R. Wald, “General Relativity,” University of Chicago press (1984).
- [34] N. Birrell, P. Davies, “Quantum Fields in Curved Space,” Cambridge Monographs on Mathematical Physics (1982).
- [35] N. Page, “Particle Emission Rates from a Black Hole: Massless Particles from an Uncharged, Nonrotating Hole,” *Phys. Rev. D* **13**, 198206 (1976).
- [36] A. Coutant, S. Finazzi, S. Liberati, R. Parentani, *work in progress*.
- [37] M. Abramowitz, I. Stegun, “Handbook of Mathematical Functions with Formulas, Graphs, and Mathematical Tables,” New York, Dover Publications (1964).
- [38] S. Finazzi, R. Parentani, “Black hole lasers in Bose-Einstein condensates,” *New J. Phys.* **12**, 095015

- (2010) [arXiv:1005.4024v2 [cond-mat.quant-gas]].
- [39] K. Gottfried “Quantum Mechanics: Fundamentals” W.A.Benjamin, Inc., New York (1966)
- [40] F. Olver, “Asymptotics and special functions,” Academic press, New York (1974).
- [41] I. Carusotto, S. Fagnocchi, A. Recati, R. Balbinot, A. Fabbri, “Numerical observation of Hawking radiation from acoustic black holes in atomic Bose-Einstein condensates,” *New J. Phys.* 10:103001 (2008) [arXiv:0803.0507v2 [cond-mat.other]].
- [42] R. Balbinot, A. Fabbri, S. Fagnocchi, A. Recati, I. Carusotto, “Non-local density correlations as signal of Hawking radiation in BEC acoustic black holes,” *Phys. Rev. A* 78:021603 (2008) [arXiv:0711.4520v2 [cond-mat.other]].
- [43] R. Schutzhold, W. G. Unruh, “On Quantum Correlations across the Black Hole Horizon,” *Phys. Rev. D* **81**, 124033 (2010) [arXiv:1002.1844v1 [gr-qc]].
- [44] I. Zapata, M. Albert, R. Parentani and F. Sols, “Resonant Hawking radiation in Bose-Einstein condensates,” to appear in *New J. Phys.* [arXiv:1103.2994v2 [cond-mat.quant-gas]].
- [45] J. Macher, R. Parentani, “Signatures of trans-Planckian dispersion in inflationary spectra,” *Phys. Rev. D* **78**, 043522 (2008) [arXiv:0804.1920v3 [hep-th]].
- [46] G. Rousseaux, P. Maissa, C. Mathis, P. Couillet, T. Philbin, U. Leonhardt, “Horizon effects with surface waves on moving water,” *New J. Phys.* 12 (2010) 095018 [arXiv:1004.5546v2 [gr-qc]].
- [47] D. Campo, R. Parentani, “Space-time correlations in inflationary spectra, a wave packet analysis,” *Phys. Rev. D* **70** 105020 (2004) [arXiv:gr-qc/0312055v2].
- [48] T. Damour, R. Ruffini, “Black-hole evaporation in the Klein-Sauter-Heisenberg-Euler formalism,” *Phys. Rev. D* **14** 332 (1976).
- [49] W. G. Unruh, “Notes on Black-hole evaporation,” *Phys. Rev. D* **14** 870 (1976).
- [50] S. Robertson, “Hawking Radiation in Dispersive Media,” PhD thesis (2011) in University of St Andrews [arXiv:1106.1805v1].
- [51] S. Corley and T. Jacobson, “Black hole lasers,” *Phys. Rev. D* **59** (1999) 124011 [arXiv:hep-th/9806203].
- [52] U. Leonhardt and T. G. Philbin, “Black Hole Lasers Revisited,” [arXiv:0803.0669 [gr-qc]].
- [53] A. Coutant and R. Parentani, “Black hole lasers, a mode analysis,” *Phys. Rev. D* **81**, (2010) 084042 [arXiv:0912.2755v2 [hep-th]].
- [54] J. Nardin, G. Rousseaux, and P. Couillet, “Wave-Current Interaction as a Spatial Dynamical System: Analogies with Rainbow and Black Hole Physics,” *Phys. Rev. Lett.* **102**, 1245041 (2009).
- [55] T. Jacobson and R. Parentani, “Black hole entanglement entropy regularized in a freely falling frame,” *Phys. Rev. D* **76** (2007) 024006 [arXiv:hep-th/0703233].
- [56] G. Jannes, P. Maissa, T. G. Philbin and G. Rousseaux, “Hawking radiation and the boomerang behaviour of massive modes near a horizon,” *Phys. Rev. D* **83** (2011) 104028 [arXiv:1102.0689 [gr-qc]].