

Application of the Titius–Bode Rule to the 55 Cancri System: Tentative Prediction of a Possibly Habitable Planet

Manfred Cuntz

*Department of Physics, University of Texas at Arlington, Box 19059,
Arlington, TX 76019, USA
cuntz@uta.edu*

(Received ; accepted)

Abstract

Following the notion that the Titius–Bode rule (TBR) may also be applicable to some extra-solar planetary systems, although this number could be relatively small, it is applied to 55 Cancri, which is a G-type main-sequence star currently known to host five planets. Following a concise computational process, we tentatively identify four new hypothetical planetary positions given as 0.081, 0.41, 1.51 and 2.95 AU from the star. The likelihood that these positions are occupied by real existing planets is significantly enhanced for the positions of 1.51 and 2.95 AU in the view of previous simulations on planet formation and planetary orbital stability. For example, Raymond et al. (2008) argued that additional planets would be possible between 55 Cnc f and 55 Cnc d, which would include planets situated at 1.51 and 2.95 AU. If two additional planets are assumed to exist between 55 Cnc f and 55 Cnc d, the deduced domains of stability would be given as 1.3–1.6 and 2.2–3.3 AU. The possible planet near 1.5 AU appears to be located at the outskirts of the stellar habitable zone, which is however notably affected by the stellar parameters as well as the adopted model of circumstellar habitability. We also compute the distance of the next possible outer planet in the 55 Cnc system, which if existing is predicted to be located between 10.9 and 12.2 AU, which is consistent with orbital stability constraints. The inherent statistical significance of the TBR is evaluated following the method by Lynch (2003). Yet it is up to future planetary search missions to verify or falsify the applicability of the TBR to the 55 Cnc system, and to attain information on additional planets, if existing.

Key words: astrobiology — methods: statistical — stars: individual (55 Cnc) — stars: planetary systems

1. Introduction

One of the more controversial aspects in the study of the Solar System as well as studies of selected extrasolar planetary systems is the application of the Titius–Bode rule (TBR). Historically, the TBR was first derived and applied to the Solar System where it played a significant role in the search for new planetary objects (e.g., Nieto 1972). The discovery of Uranus by Herschel in 1781 and the largest object of the Mars–Jupiter asteroid belt, Ceres, by Piazzi in 1801 appeared to confirm the applicability and significance of the TBR. The TBR historically given by the formula

$$r_n = 0.4 + 0.3 \times 2^n, \quad n = -\infty, 0, 1, 2, 3, \dots \quad (1)$$

(in AU) is, however, entirely inapplicable to Neptune and to the former Solar System planet Pluto¹, which is still often considered to be an appropriate representative of the steadily increasing number of Kuiper Belt Objects (e.g., Jewitt & Luu 2001).

A considerable amount of previous discussion revolves around the interpretation of the TBR for the Solar System, including its well-known insufficiency, see, e.g., Graner & Dubrulle (1994), Hayes & Tremaine (1998), Lynch (2003), and Neslušan (2004) for previous studies largely based on sta-

tistical analyses. For example, Lynch (2003) argued that it is not possible to conclude unequivocally that laws (or rules) of Titius–Bode type are, or are not, significant, a conclusion that also appears to be consistent with the work by Hayes & Tremaine (1998). Moreover, the main conclusion of Lynch (2003) is also shared by Neslušan (2004). Neslušan (2004) also pointed out the curiosity that if the Earth’s distance is excluded from the sequence, then the probability of the occurrence of that sequence by chance is radically reduced from 95 to 100% down to 3%.

If no appropriate physical explanation for the TBR is identified, it is typically argued that the TBR may be merely a rule of chance (“numerology”), fuelled by the psychological tendency to identify patterns where none exist (Newman et al. 1994). On the other hand, there are previous detailed astrophysical and astrodynamical studies that potentially point to a physical background of the TBR, at least for the Solar System and (by implication) for a selected number of extrasolar planetary systems as well. For example, White (1972) argued that jet streams may develop in a rotating gaseous disk at discrete orbital distances given by a geometric progression. This result appears to be broadly consistent with the work by Schmitz (1984), who pursued an analytic analysis of the structure, stability, and form of marginally stable axisymmetric perturbations of idealized rotating gas clouds. His study showed that the radial parts of the expansion solutions obtained from the governing differential yield simple oscillating functions with TBR-type features.

A similar approach was undertaken by Graner & Dubrulle

¹ Pluto is mentioned merely for historical reasons; it is often considered to highlight the limitations of the TBR for the Solar System. Pluto is in the 3:2 mean-motion resonance with Neptune and is thus not a dynamically independent object. Moreover, long-term integrations have uncovered that its orbit is chaotic yet stable over billion-year timescales (Malhotra 1993).

Table 1. Stellar Parameters

Quantity	Value	Reference
Spectral Type	G8 V	Gonzalez (1998)
Distance ^a	12.5 ± 0.13 pc	ESA (1997)
Apparent Magnitude V	5.96	SIMBAD website ^b
RA Coordinate	$08^{\text{h}} 52^{\text{m}} 35.811^{\text{s}}$	SIMBAD website ^b
DEC Coordinate	$+28^{\circ} 19' 50.95''$	SIMBAD website ^b
Effective Temperature	5280 K	see text
Radius ^c	$0.925 \pm 0.023 R_{\odot}$	Ribas et al. (2003)
Mass	$0.92 \pm 0.05 M_{\odot}$	Valenti & Fischer (2005)
Age ^d	5 ± 3 Gyr	Fischer et al. (2008)
Metallicity [Fe/H]	$+0.31 \pm 0.04$	Valenti & Fischer (2005)

^aData from the *Hipparcos Catalogue*.

^bSee <http://simbad.u-strasbg.fr>

^cAlternative value: $1.15 \pm 0.035 R_{\odot}$ (Baines et al. 2008).

^dA more stringent determination, which is 4.5 ± 1 Gyr, has been given by Donahue (1998) and Henry et al. (2000).

Table 2. Planetary System^a

Planet	Distance (AU)		Period (d)		$M \sin i (M_{\text{J}})$		Discovery
55 Cnc e	0.01583	± 0.00020	0.7365400	± 0.0000030	0.027	± 0.0011	2004 / 2011
55 Cnc b	0.115	± 0.0000011	14.65162	± 0.0007	0.824	± 0.007	1996
55 Cnc c	0.240	± 0.000045	44.3446	± 0.007	0.169	± 0.008	2002
55 Cnc f	0.781	± 0.007	260.00	± 1.1	0.144	± 0.04	2007
55 Cnc d	5.77	± 0.11	5218	± 230	3.835	± 0.08	2002

^aData given by Fischer et al. (2008) and references therein, except for 55 Cnc e, for which the data from Dawson & Fabrycky (2010) and Winn et al. (2011) were used.

(1994), who argued that a Titius–Bode type law emerges automatically as a consequence of the scale invariance and rotational symmetry of the protoplanetary disc, and that such geometrical relationships are a generic characteristic of a broad range of physical systems. Li et al. (1995) investigated the nonlinear development and evolution of density disturbances in nebular disks on the basis of one of their previous studies. Their analysis showed that the perturbed density is unstable with respect to self-modulation, leading to the formation of density field localization and collapse. In the case of a self-similar collapse, the perturbed density was found to increase with time and to form steady rings with very large but limited amplitudes. The distances of these rings were found to follow a geometric progression akin to the TBR. Also, in his summary about the final stages of planetesimal accumulation, Lissauer (1993) pointed out that “[t]he self-limiting nature of runaway growth strongly implies that protoplanets form at regular intervals in semimajor axis.” This result appears to entail geometrical spacing of planets in planetary systems, potentially modified by their long-term orbital dynamical evolution, in possible agreement with (a modified version of) the TBR.

Another approach invoking statistical numerical experiments was adopted by Hayes & Tremaine (1998). They chose to fit randomly selected artificial planetary systems to Titius–Bode type laws considering a distance rule inspired by the Hill stability of adjacent planets. They did not identify a height-

ened significance of the TBR, except that its meaning is that stable planetary systems tend to be spaced in a regular manner. However, they indicate that their method could be used to identify potentially unstable planetary systems, especially if applied in conjunction with long-term orbit integrations. A further contribution to the interpretation of the TBR was made by Nottale (1996) and Nottale et al. (1997) based on an approach of scale relativity and quantization of the Solar System. It attempts to describe the Solar System in terms of fractal trajectories governed by a Schrödinger-like equation. The physical background and justification of this approach, however, remain highly uncertain. A controversial but testable aspect of this theory is that it proposes the existence of one or two small planets between the Sun and Mercury, which to date have no support through observations. On the other hand, these studies point to the general possibility of “empty” orbits, which may also be of interest to generalized applications of the TBR as well.

In the following, we will apply a generalized version of the TBR, without subscribing to a specific physical interpretation, to the planetary system of 55 Cancri ($= \rho^1$ Cnc = HD 75732 = HIP 43587 = HR 3522; G8 V) (see Table 1), which was historically the fourth star other than the Sun after 51 Peg, 70 Vir, and 47 UMa (not counting the pulsar PSR 1257+12 as well as other controversial cases) that was identified hosting a planet. A previous effort to apply the TBR to 55 Cnc has been pursued by Poveda & Lara (2008), which will also be discussed in

the following. Additionally, we will compare our results to a modified version of the TBR given by Lynch (2003) previously applied to the Solar System.

55 Cnc is known to host five planets, named 55 Cnc b to 55 Cnc f, which were discovered between 1996 and 2007 by Butler et al. (1997), Marcy et al. (2002), McArthur et al. (2004), and Fischer et al. (2008); note that all planets have been detected using the radial velocity method. The positions of the planets, according to their original determinations, are given as 0.038, 0.115, 0.240, 0.781, and 5.77 AU, respectively, and their masses ($M_p \sin i$) range from 0.034 to $3.835 M_J$ (see Table 2; it also gives information on the respective uncertainties).

However, a notable controversy emerged about the innermost planet 55 Cnc e. Dawson & Fabrycky (2010) argued that the position of 55 Cnc e is given as 0.016 rather than 0.038 AU based on an improved method that allowed to distinguish an alias from the true planetary frequency in a more reliable manner. This revised distance was subsequently confirmed by Winn et al. (2011) based on continuous photometric monitoring with the MOST (Microvariability & Oscillations of STars) space telescope. Moreover, there is an ongoing discussion about the principal possibility of additional planets in the 55 Cnc system, particularly in the gap between 0.8 and 5 AU. This speculation is fuelled by detailed orbital stability studies, including studies involving putative Earth-mass planets (von Bloh et al. 2003; Rivera & Haghighipour 2007; Raymond et al. 2008; Smith & Lissauer 2009; Ji et al. 2009). If such a planet exists, it would also possibly imply the presence of a potentially habitable planet if appropriate conditions are met (e.g., Lammer et al. 2009).

The star 55 Cnc is a middle-aged main-sequence star with a mass of approximately $0.95 M_\odot$ (Valenti & Fischer 2005), with a stellar effective temperature of about 5250 K (see Table 3). From the *Hipparcos* parallax of 79.8 ± 0.84 mas (ESA 1997), a luminosity of $0.61 \pm 0.04 L_\odot$ (see Table 1) can be deduced, which is consistent with its spectral type G8 V (Gonzalez 1998); see also discussion by Marcy et al. (2002). The age of the star can be obtained from the strength of the chromospheric Ca II H+K emission, indicating an age of 4.5 ± 1 Gyr (Donahue 1998; Henry et al. 2000); see also Baliunas et al. (1997) for previous work. Another element of our work is the assessment of 55 Cnc's circumstellar habitability, which will be pursued following the approach by Kasting et al. (1993) and Underwood et al. (2003); additionally, it will consider the possible extension of the outer boundary of habitability as discussed by, e.g., Forget & Pierrehumbert (1997), Mischna et al. (2000), and Halevy et al. (2009).

Our paper is structured as follows. After the introduction of historical aspects of the TBR and 55 Cnc itself, as done, we describe our methods and results. Emphasis will be placed on the calculational process concerning the TBR based on four different measures of difference; they are applied to assess the deviations between the positions of the five known planets of 55 Cnc (i.e., 55 Cnc b to 55 Cnc f) and the predictions of the TBR, thus allowing to constrain the unknown TBR parameters. In addition, we comment on the possibility of a habitable planet in the 55 Cnc system as implied by the TBR. Thereafter, we consider other relevant studies, particularly studies regarding constraints from orbital stability simulations and planet formation.

Table 3. Stellar Effective Temperature

T_{eff} (K)	Reference
5150 ± 75	Gonzalez (1998)
5336 ± 90	Fuhrmann et al. (1998)
5250 ± 70	Gonzalez & Vanture (1998)
5243 ± 93	de Strobel et al. (2001)
5338 ± 53	Ribas et al. (2003)
5279 ± 62	Santos et al. (2004)
5234 ± 44	Fischer & Valenti (2005)

We also comment on a previous application of the TBR to the 55 Cnc system given by Poveda & Lara (2008). Moreover, we provide an analysis of the statistical significance for the TBR forwarded by this work, as well as of the previous TBR version by Poveda & Lara (2008), following the method of Lynch (2003). Finally, we present our summary and conclusions.

2. Methods and Results

2.1. Computation of the TBR Parameters

The centerpiece of our study is the application of the TBR to the planetary system of 55 Cnc. Akin to the application of the TBR to the Solar System, we originally selected as approach

$$a_i^{\text{TB}} = \begin{cases} A & \text{if } i = 1 \\ A + B \cdot Z^{i-2} & \text{if } i > 1 \end{cases} \quad (2)$$

guided by the original planetary data of Fischer et al. (2008). Here A , B , and Z constitute free parameters, which need to be determined based on the known positions of the previously discovered five planets. Based on the five known planets 55 Cnc e, 55 Cnc b, 55 Cnc c, 55 Cnc f, and 55 Cnc d, are identified as $i = 1, 3, 4, 6$, and 9 , respectively.

This version of the TBR is consistent with its original version customarily applied to the Solar System. Note that B indicates the compactness of the system (i.e., the higher B , the less dense the overall planetary distribution), whereas Z indicates the progression of the relative spacing of the planets. For the Solar System, the free parameters of the above given equation take the following values: $A = 0.4$, $B = 0.3$, and $Z = 2.0$. However, in the meantime, a controversy emerged regarding the location of the innermost planet 55 Cnc e, which based on a re-analysis of existing data was identified to be positioned at 0.016 AU rather than 0.038 AU. We therefore revised the proposed version of the TBR such that the position of the innermost planet is changed to $a_1^{\text{TB}} = A/Z$. Fortunately, test simulations have shown that the key predictions of this work, i.e., the location of the hypothetical planets at 0.081, 0.41, 1.51 and 2.95 AU as well as the possible exterior planet, expected to be located between 10.9 and 12.2 AU (if existing), are entirely unchanged by this alteration. Moreover, the innermost planet is also not part of the polynomial fit determined by Z , just like in case of the Solar System.

The pivotal aspect of our study is to determine and optimize the parameters A , B , and Z based on the positions of the five known planets of the 55 Cnc system, which are identified as $i = 1, 3, 4, 6$, and 9 . The positions of these five planets are calculated using adequate trial values for A , B , and Z . These

Table 4. Titius–Bode Parameters

MDIF	A	B	Z
MDIF 1	0.032 ± 0.003	0.049 ± 0.001	1.973 ± 0.006
MDIF 2	0.031 ± 0.001	0.050 ± 0.001	1.971 ± 0.006
MDIF 3	0.031 ± 0.002	0.050 ± 0.001	1.969 ± 0.006
MDIF 4	0.031 ± 0.001	0.047 ± 0.001	1.991 ± 0.004

Table 5. Distances of Real and Hypothetical Planets^a

Planet	Observed	Titius–Bode Rule			
		MDIF 1	MDIF 2	MDIF 3	MDIF 4
55 Cnc e	0.016	0.016	0.016	0.016	0.015
... (HPL 1)	...	0.082	0.081	0.081	0.078
55 Cnc b	0.115	0.130	0.129	0.130	0.125
55 Cnc c	0.240	0.224	0.224	0.225	0.218
... (HPL 2)	...	0.411	0.411	0.413	0.403
55 Cnc f	0.781	0.779	0.781	0.783	0.771
... (HPL 3)	...	1.506	1.509	1.511	1.504
... (HPL 4)	...	2.940	2.945	2.945	2.965
55 Cnc d	5.77	5.770	5.774	5.768	5.872

^aDistances in units of AU.

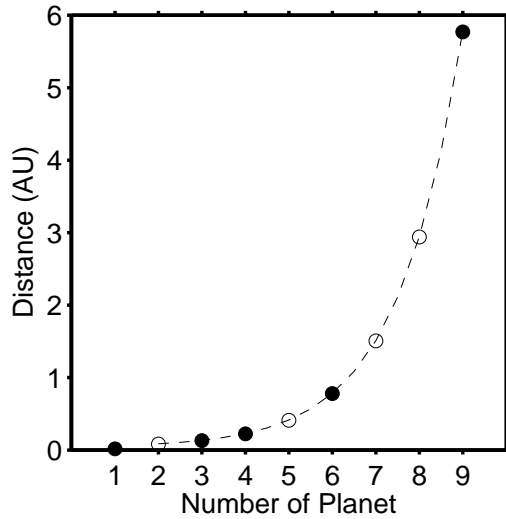


Fig. 1. Distances of observed (full circles) and predicted (open circles) planets (or planetary positions) in the 55 Cnc system. The predicted planets have been computed following the TBR based on MDIF 1 (see Table 2).

parameters are subsequently optimized through minimizing the numerical differences between the observed and “predicted” distances (i.e., semimajor axes) of the observed five planets. The later also requires a measure of difference. In the following four different measures of difference, henceforth referred to as MDIF, have been adopted, which are: absolute linear deviation (MDIF 1), relative linear deviation (MDIF 2), absolute quadratic deviation (MDIF 3), and relative quadratic deviation (MDIF 4). The equations for the distance difference parameter δr_i are thus given as

$$\delta r_i = |r_{pl,i} - r_{pl,i}^{TB}| \quad (3)$$

$$\delta r_i = \left| \frac{r_{pl,i} - r_{pl,i}^{TB}}{r_{pl,i}} \right| \quad (4)$$

$$\delta r_i = (r_{pl,i} - r_{pl,i}^{TB})^2 \quad (5)$$

$$\delta r_i = \left(\frac{r_{pl,i} - r_{pl,i}^{TB}}{r_{pl,i}} \right)^2, \quad (6)$$

where $r_{pl,i}$ denotes the observed distance (semi-major axis) of planet i and $r_{pl,i}^{TB}$ denotes the distance value obtained through the application of the TBR.

Table 4 gives detailed information on the TBR parameters A , B , and Z , including the respective uncertainty bars, which are due to the distance uncertainties of 55 Cnc b to f (see Table 1) given by observations. It is found that $A \simeq 0.031$, $B \simeq 0.049$, and $Z \simeq 1.98$. There is very little impact by the particular choice of measure of difference. For example, the spacing parameter Z is found to vary between 1.969 ± 0.006 (MDIF 3)

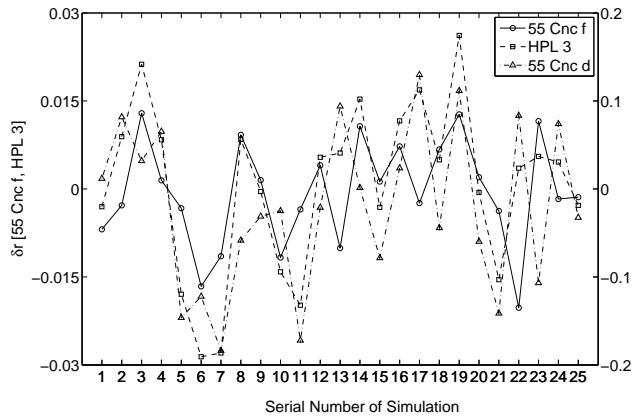


Fig. 2. Distance variations δr for 55 Cnc f, 55 Cnc d, and the hypothetical planet 3 for a series of 25 statistical simulations. For 55 Cnc f and 55 Cnc d, these variations are due to the observational uncertainties, which are 0.007 and 0.11 AU, respectively. For HPL 3, the distance variations were computed following the TBR based on MDIF 1 (see Table 2).

and 1.991 ± 0.004 (MDIF 4). Furthermore, the distance uncertainties for 55 Cnc b to f, given by the observations, have also a relatively small effect on the values of A , B , and Z ; note that the associated uncertainty is 0.3% or less in case of Z .

2.2. Applications and Tests

The derivation of the TBR parameters A , B , and Z can be used to identify possible additional planetary positions in the 55 Cnc system (see Table 5), potentially occupied by planets. Specifically, four planetary positions are found, which are: 0.081, 0.41, 1.51 and 2.95 AU. As expected from our previous discussion, the influence of the different choices of MDIF is only of very minor importance. Figure 1 offers a detailed depiction of the observed and predicted hypothetical planets. Note the very high quality of the fit for $i > 1$.

Prior to discussing further results of our study, we want to present the findings from detailed tests about the convergence of the TBR parameters, notably Z . Again, the TBR parameters A , B , and Z are obtained by trying to fit the positions of the known planets 55 Cnc b to 55 Cnc f by using the TBR. This requires the choice of a measure of difference, MDIF; additionally, it also requires the choice of a precision parameter for A , B , and Z that was chosen as 10^{-k} with $k = 1, 2, 3$, and 4. The control parameter of convergence was the summed residual of the difference in the positions between the observed and predicted (fitted) distances of the five known 55 Cnc system planets.

Our results are given in Table 6. As expected, it is found that the higher the selected precision, the more accurate are the obtained values for A , B (not shown), and Z deduced by fitting the positions of the five observed planets. However, the summed residuals are found to never approach exactly zero, regardless of MDIF and the precision parameter, although the residual will converge toward a very small limit (i.e., between 10^{-2} and 5×10^{-4}), especially if MDIF 3 is selected. This result is expected. First, the higher the intended precision for

A , B , and Z , the smaller the resulting residual. Second, the residual cannot approach zero, even if an increasingly higher precision for A , B , and Z is permitted, owing to the fact that the TBR (if applicable) should be viewed as a “rule” rather than a (physical) “law”. There is no way that the TBR as proposed (or any modification thereof) will be able to precisely represent the positions of the currently known five planets in the 55 Cnc system as also encountered in applications of the TBR to the Solar System.

Next we focus on the case of the hypothetical planet HPL 3 (see Table 5) positioned near 1.51 AU; see Table 7 for details. Concerning the four measures of difference, MDIF, the position of HPL 3 is found to range between 1.504 ± 0.025 (MDIF 4) and 1.511 ± 0.028 (MDIF 3). Note again that the uncertainty in the position of HPL 3 due to the choice of MDIF is insignificant. However, this hypothetical planet is of potentially high relevance because it may be located in 55 Cnc’s habitable zone (HZ). Therefore, it will be discussed in more detail below (see Sect. 2.3).

Considering the potential importance of HPL 3, if existing, we also investigated the distance variation δr due to the measurement uncertainties for 55 Cnc f and 55 Cnc d (see Table 1) as published; the uncertainty measurement is most substantial for 55 Cnc d (both in absolute and relative units). The results are given in Fig. 2; here the implemented version of the TBR was based on MDIF 1. Various positions for 55 Cnc f and 55 Cnc d were assumed using a Monte–Carlo approach (Press et al. 1989) considering their observationally deduced distance measurements. We pursued a total of 25 simulations. In our series of simulations, the absolute variation δr for HPL 3 was less than 0.03 AU.

Another application of the TBR is the computation of the distance of the next possible outer planet of the 55 Cnc system, i.e., located beyond 55 Cnc d, which is at a distance of approximately 5.77 AU. This hypothetical planet is predicted to be located between 10.9 and 12.2 AU (see Table 8). More precisely, its position is predicted in the range between 11.33 ± 0.43 (MDIF 3) and 11.66 ± 0.39 (MDIF 4).

2.3. The Habitable Zone of 55 Cnc

In the following we discuss the possible location of a newly predicted planet in the HZ of 55 Cnc. The extent of 55 Cnc’s HZ can be calculated following the formalism by Underwood et al. (2003) based on previous work by Kasting et al. (1993). Underwood et al. (2003) supplied a polynomial fit depending on the stellar luminosity and the stellar effective temperature that allows to calculate the extent of the conservative and the generalized HZ. Noting that 55 Cnc is less luminous than the Sun, it is expected that its HZ is less extended than the solar HZ, for which the limits of the generalized HZ have been given as 0.84 and 1.67 AU, respectively (Kasting et al. 1993).

The luminosity of 55 Cnc has been deduced as $0.61 \pm 0.04 L_{\odot}$ based on the stellar distance and apparent magnitude; note that this value is fully consistent with the standard values for the stellar effective temperature and luminosity (see Table 1). However, if its stellar radius is $1.15 \pm 0.035 R_{\odot}$, obtained by Baines et al. (2008) based on new interferometric measurements, instead of $R = 0.925 R_{\odot}$ (Ribas et al. 2003), the revised stellar luminosity is thus given as $0.90 L_{\odot}$. This increased lu-

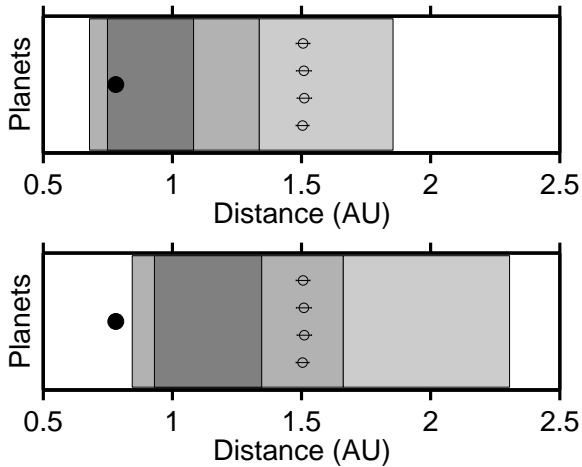


Fig. 3. Distances of 55 Cnc f (full circle) and the hypothetical planet 3 (open circles) in relationship to the HZ of 55 Cnc, where dark gray, medium gray and light gray denote the conservative, general, and extreme HZ, respectively (see Table 9). The position of HPL 3 was computed following the TBR based on MDIF 1, 2, 3, and 4 (from top to bottom). The depicted uncertainty bars are 3σ , and are mostly due to the small observational uncertainties of 55 Cnc f and 55 Cnc d. The top figure shows the HZ of 55 Cnc based on $R = 0.925 R_{\odot}$ (Ribas et al. 2003), whereas the bottom figure assumes $R = 1.15 R_{\odot}$ (Baines et al. 2008), implying a relatively high stellar luminosity of $0.90 L_{\odot}$.

Table 6. Convergence of Titius–Bode Parameters

MDIF	Precision	Z^a	Residual
MDIF 1	10^{-1}	2.1	4.41×10^{-1}
	10^{-2}	1.98	3.90×10^{-2}
	10^{-3}	1.973	3.31×10^{-2}
	10^{-4}	1.9704	3.03×10^{-2}
MDIF 2	10^{-1}	2.0	3.93×10^{-1}
	10^{-2}	1.98	2.04×10^{-1}
	10^{-3}	1.971	1.91×10^{-1}
	10^{-4}	1.9704	1.90×10^{-1}
MDIF 3	10^{-1}	2.1	6.16×10^{-2}
	10^{-2}	1.98	5.94×10^{-4}
	10^{-3}	1.969	4.56×10^{-4}
	10^{-4}	1.9691	4.52×10^{-4}
MDIF 4	10^{-1}	2.0	3.80×10^{-2}
	10^{-2}	1.99	1.68×10^{-2}
	10^{-3}	1.991	1.68×10^{-2}
	10^{-4}	1.9908	1.68×10^{-2}

^aAn equivalent increase in precision is also attained for the parameters A and B .

Table 7. Distance of the Hypothetical Planet 3

MDIF	Distance (AU)
MDIF 1	1.506 ± 0.027
MDIF 2	1.509 ± 0.029
MDIF 3	1.511 ± 0.028
MDIF 4	1.504 ± 0.025

minosity is, however, difficult, though not impossible, to reconcile with the other parameters of 55 Cnc, such as its apparent magnitude, spectral type and distance.

Based on the standard values for the stellar parameters of 55 Cnc, the limits of the conservative HZ are given as 0.75 and 1.08 AU, whereas the limits of generalized HZ are given as 0.68 and 1.34 AU (see Fig. 3 and Table 9). Surely, larger limits are attained if the higher value for the stellar luminosity is adopted. The underlying definition of habitability is based on the assumption that liquid surface water is a prerequisite for life, a key concept that is also the basis of ongoing and future searches for extrasolar habitable planets (e.g., Catanzarite et al. 2006; Cockell et al. 2009). The numerical evaluation of these limits is based on an Earth-type planet with a $\text{CO}_2/\text{H}_2\text{O}/\text{N}_2$ atmosphere.

We point out that concerning the outer edge of habitability, even less conservative limits have been proposed in the meantime (e.g., Forget & Pierrehumbert 1997; Mischna et al. 2000). They are based on the assumption of relatively thick planetary CO_2 atmospheres invoking strong backwarming that is further enhanced by the presence of CO_2 crystals and clouds. These types of limits can be as large as 2.4 AU in case of the Sun; however, they depend on distinct properties of the planetary atmosphere, and are thus subject to ongoing studies and controversies (e.g., Halevy et al. 2009). Concerning 55 Cnc, the revised outer limit can be as large as 1.85 AU for the standard stellar parameters and up to 2.31 AU for the increased value of the stellar luminosity. These limits can be considered in the assessment of the hypothetical planet near 1.51 AU (see Table 7). Note that the position of this hypothetical planet is not significantly affected by the choice of MDIF. Based on the standard parameters for 55 Cnc, this planet would be located in the extremely extended HZ. If the increased value of the stellar luminosity of $0.90 L_{\odot}$ is assumed, it would be located in the generalized HZ. A depiction of the different scenarios is given in Fig. 3.

Another important aspect regarding the circumstellar habitability of 55 Cnc concerns the planet 55 Cnc f. It is a hot Neptune with a mass of about 15% of Jupiter’s mass; therefore, it is almost certainly unfit to host life. 55 Cnc f is located at or near the inner edge of the 55 Cnc’s HZ, especially if the standard value for the 55 Cnc’s luminosity is adopted. However, 55 Cnc f may be an appropriate object for hosting one or more habitable moons. Previous studies on habitable moons of extrasolar planets have been given by, e.g., Williams et al. (1997) and Donnison (2010).

Table 8. Distance of an Hypothetical Exterior Planet

MDIF	Distance (AU)
MDIF 1	11.35 ± 0.45
MDIF 2	11.35 ± 0.44
MDIF 3	11.33 ± 0.43
MDIF 4	11.66 ± 0.39

3. Consideration of Other Studies

3.1. Constraints from Orbital Stability Simulations and Comments on Planetary Formation

Any planet proposed to exist in a star–planet system by the means of the TBR or otherwise needs to pass the test of orbital stability. Previously, detailed simulations of orbital stability for the system of 55 Cnc have been given by, e.g., Raymond et al. (2008) taking into account the five known planets of the 55 Cnc system. Raymond et al. (2008) presented a highly detailed study with particular focus on the effects of mean motion resonances due to the planets 55 Cnc f and 55 Cnc d. They showed that additional planets could exist between these two known planets, including hypothetical planets located near 1.51 and 2.95 AU. Specifically, if two additional planets are assumed to exist between 55 Cnc f and 55 Cnc d, the domains of stability are given as 1.3–1.6 and 2.2–3.3 AU. This is an important finding regarding the hypothetical, potentially habitable planet HPL 3, proposed at 1.51 AU (see Table 7).

A subsequent study of orbital stability was given by Ji et al. (2009). They also considered the impact of mean motion resonances and identified various unstable locations. However, they identified a wide region of orbital stability between 1.0 and 2.3 AU, a potential homestead of habitable terrestrial planets. These potential planets were also identified to have a relatively low orbital eccentricity. Furthermore, the orbital stability simulations by Raymond et al. (2008) and Ji et al. (2009) are also lending indirect support to the principal possibility of an exterior planet, which, if existing, should be located between 10.9 and 12.2 AU from the star (see Table 8).

Although orbital stability for the hypothetical planet near 1.51 AU appears to be warranted, it is still important to gauge if such a planet could have formed in the first place noting that the existence of close-in giant planet(s) have been viewed to have an adverse effect (Armitage et al. 2003). Subsequent studies by Raymond et al. (2005, 2006) have pointed out that the formation and habitability of terrestrial planets in the presence of close-in giant planets is indeed possible.

Raymond et al. (2006) gave detailed simulations also encompassing the system of 55 Cnc. Assuming that the giant planets formed and migrated quickly, they found that terrestrial planets may be able to form from a second generation of planetesimals. For 55 Cnc, objects with masses up to $0.6 M_{\oplus}$ and, in some cases, substantial water content are able to form; these objects are found in orbit in 55 Cnc’s HZ. This type of result is also consistent with findings from the quantitative numerical program by Wetherill (1996), who demonstrated that habitable terrestrial planets can form for a wide range of main-sequence stars, noting that the number and distance distribution of those

Table 9. Habitable Zone of 55 Cnc

Description	Distance (AU)	
	Standard	Alternative
...		
HZ-i (general)	0.68	0.84
HZ-i (conservative)	0.75	0.93
HZ-o (conservative)	1.08	1.35
HZ-o (general)	1.34	1.66
HZ-o (extreme)	1.85	2.31

planets is relatively insensitive to stellar mass. This work has been expanded by Raymond et al. (2006) and applied to the special case of 55 Cnc. They found that the majority of the simulations resulted in the formation of terrestrial planets positioned in 55 Cnc’s HZ, including planets near 1.5 AU from the star.

The existence of additional planets, including habitable planets, in the gap between 55 Cnc f and 55 Cnc d, i.e., between 0.781 and 5.77 AU, also appears to be consistent with the existence of a protoplanetary disk estimated to have a radial surface density profile such as $\sigma(r) = r^{-3/2}$ (Fischer et al. 2008). They also discussed the overall surface density of the disk, which is estimated to be considerably higher than in the solar nebula. The formation of terrestrial planets² in the gap is furthermore indirectly implied by the relatively high content of heavy elements as indicated by the enhanced metallicity of 55 Cnc itself given as $[\text{Fe}/\text{H}] = +0.31 \pm 0.04$ (Valenti & Fischer 2005).

3.2. Previous Application of the TBR to 55 Cnc

A previous attempt to predict additional planets in the 55 Cnc system based on the TBR has been given by Poveda & Lara (2008). At that time all currently known planets 55 Cnc b to 55 Cnc f were already discovered. Poveda & Lara (2008) assumed a “law” of the form of

$$a_i^{\text{TB}} = \alpha \cdot e^{\lambda i} \quad (7)$$

(in AU) with α and λ as free parameters. Taking into account the planets 55 Cnc e, 55 Cnc b, 55 Cnc c, and 55 Cnc f, located between 0.038 (originally determined position for 55 Cnc e) and 0.781 AU, and represented by $i = 1$ to 4, α and λ were deduced as 0.0148 and 0.9781, respectively. This modified TBR is successful to also “predict” the outermost planet 55 Cnc d at 5.77 AU, counted as $i = 6$, which however was well-known when Poveda & Lara (2008) proposed the new law.

Making 55 Cnc d also part of the fit results in a small adjustment of the parameters α and λ , which then acquire the values of 0.0142 and 0.9975, respectively. The main aspect of the work by Poveda & Lara (2008) is to predict a new planet for $i = 5$ and possibly also an exterior planet for $i = 7$ as well. The corresponding distances of these hypothetical planets are given as 2.08 and 15.3 AU; the corresponding orbital periods of the planets are approximately 3.1 and 62 years, respectively. None of these putative planets are expected to be located in the

² Following the study by Smith & Lissauer (2009), any additional planets in the 55 Cnc system are expected to have a relatively small mass to warrant the system’s orbital stability. The low mass of any possible planet can also readily explain why so far they were able to escape detection.

55 Cnc’s HZ. Moreover, the work by Poveda & Lara (2008) assumes the planet 55 Cnc e to be located at 0.038 AU rather than 0.01583 AU as identified by Winn et al. (2011); note that Poveda & Lara published their work before the updated result became available. Thus, it is unclear if or how the “law” by Poveda & Lara (2008) could be altered to accommodate this finding. A less-than-ideal approach could be to assign $i = 0.11$ (or rounded to $i = 0.1$) to the innermost planet 55 Cnc e.

4. Evaluation of Statistical Significance

An important aspect of this study is to evaluate the statistical significance of the TBR as deduced. In this case, we largely follow the method previously applied by Lynch (2003) to both the Solar System and the Uranian satellite system. In the first step, the mean square deviation is calculated. For the TBR proposed in the present work, we find

$$\chi_{\text{fit}}^2 = \frac{1}{4} \sum_i [\log(a_i - A) - (\log B + (i - 2) \cdot \log Z)]^2 \quad (8)$$

where a_i constitute the observed distances for the planets $i = 3, 4, 6,$ and 9 . For $A, B,$ and $Z,$ we adopt the average values attained by the sets of runs pertaining to the four different measures of difference, MDIF (see Table 4). Furthermore, we pursued a sufficiently large number N of statistical model runs, where for each model j we obtain

$$\chi_j^2 = \frac{1}{4} \sum_i [\log(a_i - A) - (\log B + (i - 2 + ky_i) \cdot \log Z)]^2 \quad (9)$$

with y_i as a random number in the range $[-1/2, +1/2]$ and k taken as $k = 2/3$ (Lynch 2003). For the TBR as proposed, we find $\chi_{\text{fit}} = 8.47 \cdot 10^{-2}$; moreover, the average value of χ_j is given as $1.56 \cdot 10^{-1}$ with $N = 10^7$.

Equivalent expressions hold if the method suggested by Lynch (2003) is applied to the version of TBR previously given by Poveda & Lara (2008). In this case, we find

$$\chi_{\text{fit}}^2 = \frac{1}{4} \sum_i [\log a_i - (\log \alpha + i\lambda)]^2 \quad (10)$$

for $i = 2, 3, 4,$ and $6,$ and

$$\chi_j^2 = \frac{1}{4} \sum_i [\log a_i - (\log \alpha + (i + ky_i)\lambda)]^2 \quad (11)$$

For the TBR by Poveda & Lara (2008), we find $\chi_{\text{fit}} = 9.67 \cdot 10^{-2}$ and the average value of χ_j is given as $2.15 \cdot 10^{-1}$.

Evidently, each individual value of χ_j can either be $\chi_j \leq \chi_{\text{fit}}$ or $\chi_j > \chi_{\text{fit}}$. The amount of χ_j values with $\chi_j \leq \chi_{\text{fit}}$ gives the probability that the sequence as calculated by the TBR and the observed sequence can occur by change. Based on this approach, it is found that the newly proposed TBR is significant at a level of 91.8%, whereas the TBR proposed by Poveda & Lara (2008) is significant at a level of 96.5%. Thus, the analysis of statistical significance of these two different versions of TBR for 55 Cnc shows that both of them are inherently highly significant albeit the level of significance for the version previously given by Poveda & Lara (2008) is slightly higher. Moreover, the TBR attained by Poveda & Lara (2008) is based on two free parameters instead of three free parameters for the description

of the planetary sequence. However, the newly proposed TBR has the attractive feature that it is of virtually the same form as that of the Solar System; see Eq. (1). Here the parameter B describes the compactness of the system³, which is much higher than for the Solar System. Furthermore, the parameter Z describes the relative geometrical spacing of the system; it is virtually identical to that of the Solar System, i.e., $Z = 2.0$.

Perhaps surprisingly, the TBR appears to be about as applicable to the 55 Cnc system as to the Solar System gauged by whether or not the degree of similarity between the predicted and observed distance sequences can occur by chance (see Introduction for data on the Solar System). Thus, the application of the TBR to 55 Cnc appears to be justified. However, considerable care is required to draw final conclusions because the fitting of five known planets assuming four gaps in the sequence is much easier than fitting the continuous sequence of nine distances, i.e., with the mean asteroidal distance included and Pluto omitted; see Neslušan (2004). It will be the task of future planetary search missions to inquire if the planetary system of 55 Cnc follows (1) the TBR of this work, (2) the TBR by Poveda & Lara (2008), (3) another version of TBR-type sequencing, or (4) no TBR-type sequencing after all, as found for the vast majority of the currently known planetary systems.

5. Summary and Conclusions

The goal of our study is to provide an application of the TBR to the 55 Cancri star–planet system. It is clearly understood that the TBR does not have the same standing as the various well-established methods for the search and identification of extrasolar planets; see, e.g., Jones (2008) for a detailed overview. However, as pointed out in the Introduction, the TBR appears to be successful (within limits) for a large segment of the Solar System. Based on principal considerations, it would therefore be highly extremely unlikely if there was no other planetary system for which a TBR-type planet spacing would be realized, although the number of those systems may be relatively small.

Thus, the predictions conveyed in this study follow the hypothesis that the TBR is applicable to the 55 Cnc planetary system. This approach entails the prediction of four planetary positions interior to the outermost planet 55 Cnc d, which are given as 0.081, 0.41, 1.51, and 2.95 AU. Whether these positions are “empty”, filled with asteroid / comet belts (like in one instant of the Solar System, where Ceres is customarily viewed as substitute for a planet) or occupied by a developed planet is beyond the scope of this work; in this case additional astrophysical requirements need to be met.

Pertaining to this latter point, the strongest case for additional planets around 55 Cnc is given for the possible planets near 1.51 and 2.95 AU, noting that they would be most compatible with detailed studies of orbital stability (Raymond et al. 2008; Ji et al. 2009) as well as previous studies about 55 Cnc’s proposed protoplanetary disk (Fischer et al. 2008). For example, Raymond et al. (2008) argued that additional planets could

³ The increased compactness of the planetary system of 55 Cnc compared to the Solar System is already implied by the known five planets, which inspired coining the term “packed planetary systems” hypothesis (e.g., Raymond et al. 2005).

exist between 55 Cnc f and 55 Cnc d, including planets located near 1.51 and 2.95 AU in the view of long-term orbital stability simulations. Specifically, if two additional planets are assumed to exist between 55 Cnc f and 55 Cnc d, the domains of stability were derived as 1.3–1.6 and 2.2–3.3 AU. These two ranges are fully compatible with the results of the present study.

Moreover, the possible planet near 1.51 AU is of particular interest as it appears to be located at the outskirts of the stellar HZ. The existence of this planet is consistent with both orbital stability simulations and studies of the formation of terrestrial planets for 55 Cnc. For example, calculations of terrestrial planet formation by Raymond et al. (2006) showed that the majority of their simulations lead to the build-up of terrestrial planets in 55 Cnc's HZ, including planets near 1.5 AU from the star. Nonetheless, the final verdict of potential habitability of this possible planet (if existing) depends on a sizeable number of factors, including the definition of the zone of circumstellar habitability, considering that the outer boundary of the stellar HZ is notably impacted by a variety of astrophysical aspects (e.g., Lammer et al. 2009) including the structure, density and compositions of the planetary atmosphere (e.g., Forget & Pierrehumbert 1997; Mischna et al. 2000; Halevy et al. 2009).

The TBR as implemented follows closely the previous version as applied to the Solar System with A , B , and Z as free parameters, which were obtained through careful statistical fitting considering the five known planets of the 55 Cnc system. Here we obtain $A \simeq 0.031$, $B \simeq 0.049$, and $Z \simeq 1.98$. The parameter B indicates the compactness of the planetary system, which is much higher than for the Solar System as also indicated by the conventional version of Solar System's TBR ($B = 0.3$). The parameter Z indicates the relative geometrical spacing of the planetary system; it is virtually identical to that of the Solar System ($Z = 2.0$). We also computed the orbital distance of a the next possible outer planet of the 55 Cnc system, i.e., exterior to 55 Cnc d. Our study predicts that if existing it would be located between 10.9 and 12.2 AU from the star. This distance is consistent with previous orbital stability analyses, which predict the position of a possible exterior planet as beyond 10 AU (Raymond et al. 2008).

In summary, it is obviously up to future observational efforts to verify or falsify the existence of any possible additional planets. From a general perspective, these efforts will assist in gauging the applicability of the TBR outside of the Solar System, and will help to discriminate between different versions of the TBR if found applicable to the 55 Cnc star–planet system.

The author acknowledges valuable comments by an anonymous referee, which also resulted in the addition of Section 4.

References

- Armitage, P. J. 2003, *ApJL*, 582, L47
 Baines, E. K., et al. 2008, *ApJ*, 680, 728
 Baliunas, S. L., Henry, G. W., Donahue, R. A., Fekel, F. C., & Soon, W. H. 1997, *ApJL*, 474, L119
 Butler, R. P., Marcy, G. W., Williams, E., Hauser, H., & Shirts, P. 1997, *ApJL*, 474, L115
 Catanzarite, J., Shao, M., Tanner, A., Unwin, S., & Yu, J. 2006, *PASP*, 118, 1319
 Cockell, C. S., et al. 2009, *Astrobiology*, 9, 1
 de Strobel, G. C., Soubiran, C., & Ralite, N. 2001, *A&A*, 373, 159
 Dawson, R. I., & Fabrycky, D. C. 2010, *ApJ*, 722, 937
 Donahue, R. A. 1998, in *ASP Conf. Ser.*, 154, *Cool Stars, Stellar Systems, and the Sun*, Tenth Cambridge Workshop, ed. R. A. Donahue & J. A. Bookbinder (San Francisco: ASP), CD1235
 Donnison, J. R. 2010, *MNRAS*, 406, 1918
 European Space Agency 1997, *The Hipparcos and Tycho Catalogues (SP-1200)* (Noordwijk: ESA)
 Fischer, D. A., & Valenti, J. 2005, *ApJ*, 622, 1102
 Fischer, D. A., et al. 2008, *ApJ*, 675, 790
 Forget, F., & Pierrehumbert, R. T. 1997, *Science*, 278, 1273
 Fuhrmann, K., Pfeiffer, M. J., & Bernkopf, J. 1998, *A&A*, 336, 942
 Gonzalez, G. 1998, *A&A*, 334, 221
 Gonzalez, G., & Vanture, A. D. 1998, *A&A*, 339, L29
 Graner, F., & Dubrulle, B. 1994, *A&A*, 282, 262
 Halevy, I., Pierrehumbert, R. T., & Schrag, D. P. 2009, *J. Geophys. Res.*, 114, D18112
 Hayes, W., & Tremaine, S. 1998, *Icarus*, 135, 549
 Henry, G. W., Baliunas, S. L., Donahue, R. A., Fekel, F. C., & Soon, W. 2000, *ApJ*, 531, 415
 Jewitt, D. C., & Luu, J. X. 2001, *AJ*, 122, 2099
 Ji, J.-H., Kinoshita, H., Liu, L., & Li, G.-Y. 2009, *Res. Astron. Astrophys.*, 9, 703
 Jones, B. W. 2008, *Int. J. Astrobiol.*, 7, 279
 Kasting, J. F., Whitmire, D. P., & Reynolds, R. T. 1993, *Icarus*, 101, 108
 Lammer, H., et al. 2009, *A&A Rev.*, 17, 181
 Li, X. Q., Zhang, H., & Li, Q. B. 1995, *A&A*, 304, 617
 Lissauer, J. J. 1993, *ARA&A*, 31, 129
 Lynch, P. 2003, *MNRAS*, 341, 1174
 Malhotra, R. 1993, *Nature*, 365, 819
 Marcy, G. W., et al. 2002, *ApJ*, 581, 1375
 McArthur, B. E., et al. 2004, *ApJL*, 614, L81
 Mischna, M. A., Kasting, J. F., Pavlov, A., & Freedman, R. 2000, *Icarus*, 145, 546
 Neslušan, L. 2004, *MNRAS*, 351, 133
 Newman, W. I., Haynes, M. P., & Terzian, Y. 1994, *ApJ*, 431, 147
 Nieto, M. M. 1972, *The Titius–Bode Law of Planetary Distances: Its History and Theory* (Oxford: Pergamon)
 Nottale, L. 1996, *A&A*, 315, L9
 Nottale, L., Schumacher, G., & Gay, J. 1997, *A&A*, 322, 1018
 Poveda, A., & Lara, P. 2008, *Rev. Mex. Astron. Astrofísica*, 44, 243
 Press, W. H., Flannery, B. P., Teukolsky, S. A., & Vetterling, W. T. 1989, *Numerical Recipes. The Art of Scientific Computing* (New York: Cambridge Univ. Press)
 Raymond, S. N., Quinn, T., & Lunine, J. I. 2005, *Icarus*, 177, 256
 Raymond, S. N., Barnes, R., & Kaib, N. A. 2006, *ApJ*, 644, 1223
 Raymond, S. N., Barnes, R., & Gorelick, N. 2008, *ApJ*, 689, 478
 Ribas, I., Solano, E., Masana, E., & Giménez, A. 2003, *A&A*, 411, L501
 Rivera, E., & Haghighipour, N. 2007, *MNRAS*, 374, 599
 Santos, N. C., Israelian, G., & Mayor, M. 2004, *A&A*, 415, 1153
 Schmitz, F. 1984, *A&A*, 131, 309
 Smith, A. W., & Lissauer, J. J. 2009, *Icarus*, 201, 381
 Underwood, D. R., Jones, B. W., & Sleep, P. N. 2003, *Int. J. Astrobiol.*, 2, 289
 Valenti, J. A., & Fischer, D. A. 2005, *ApJS*, 159, 141
 von Bloh, W., Cuntz, M., Franck, S., & Bounama, C. 2003, *Astrobiology*, 3, 681
 Wetherill, G. W. 1996, *Icarus*, 119, 219
 Williams, D. M., Kasting, J. F., & Wade, R. A. 1997, *Nature*, 385, 234
 Winn, J. N., et al. 2011, *ApJL*, 737, L18
 White, M. L. 1972, *Nature Phys. Sci.*, 238, 104