

BSVM

A BANDED SUPPORT VECTOR MACHINE

Author:

Gautam V. Pendse

gpendse@mclean.harvard.edu

P.A.I.N Group, Brain Imaging Center
McLean Hospital, Harvard Medical School

OCTOBER 28, 2018

Contents

1	Introduction	3
2	Problem setup	3
2.1	C-SVM objective function	4
2.2	B-SVM objective function	4
3	Solving the B-SVM problem	4
3.1	The B-SVM dual problem	6
3.2	Kernelifying B-SVM	8
3.3	Calculation of dual variables	9
3.4	Calculation of primal variables	9
4	Toy data	10
4.1	α -SVs and θ -SVs	14
4.2	Bounded decision rule	14
4.3	Sensitivity curve	14
5	Discussion and conclusions	15

List of Figures

1	(a) Standard C-SVM like penalty function penalizes $y_i(\beta^T \mathbf{x}_i + \beta_0) < \rho_1$. In B-SVM, ρ_1 replaces the constant 1 from C-SVM. (b) Novel B-SVM penalty function. This function penalizes $y_i(\beta^T \mathbf{x}_i + \beta_0) > \rho_2$. (c) Total penalty function for B-SVM. If $y_i(\beta^T \mathbf{x}_i + \beta_0) \in [\rho_1, \rho_2]$ then the total penalty is 0. Choosing $C_2 < C_1$ will impose a milder penalty for values of $y_i(\beta^T \mathbf{x}_i + \beta_0) > \rho_2$	5
2	Figure shows classification obtained for example data using (a) C-SVM and (b) B-SVM. Red and Blue points (.) correspond to class +1 and -1 respectively. Cyan and Orange x-marks (x) show the C-SVM and B-SVM decision rules evaluated at various points. Class 1 membership is indicated in Cyan and class -1 membership is indicated in Orange. The yellow squares in (a) correspond to support points for which $0 < \alpha_i < C$. The cyan squares in (b) correspond to support points for which $0 < \theta_i < C_2$ and the green squares correspond to support points for which $0 < \alpha_i < C_1$. The sparsity of solution is controlled by α in the case of C-SVM and $(\alpha - \theta)$ in the case of B-SVM (c) Shows α_i values for C-SVM. (d) Shows $(\alpha_i - \theta_i)$ values for B-SVM.	11

-
- 3 Figure shows decision rule $g(\mathbf{x})$ for C-SVM (a) and B-SVM (b). Note that in B-SVM the second penalty term $C_2 \sum_{i=1}^n [y_i(\boldsymbol{\beta}^T \mathbf{h}(\mathbf{x}_i) + \beta_0) - \rho_2]_+$ results in most of the $g(\mathbf{x})$ values in the interval $[\rho_1, \rho_2] = [1, 1.5]$. (c) Heat map of the decision rule $g(\mathbf{x})$ for C-SVM (d) Heat map of the decision rule $g(\mathbf{x})$ for B-SVM. In C-SVM the values of decision rule $g(\mathbf{x})$ are unbalanced in Class 1. The central cluster located at $(0, 0)$ in Class 1 gets much smaller $g(\mathbf{x})$ values in C-SVM than the rest of the Class 1. In B-SVM however, all clusters in Class 1 including the one centered at $(0, 0)$ get similar $g(\mathbf{x})$ values. This is a result of the second penalty term in the B-SVM objective function. 12
- 4 Figure shows the fraction of points classified correctly by both C-SVM (blue curve) and B-SVM (red curve) as a function of the decision rule threshold. The x -axis shows the decision rule threshold as a percentage of the maximum absolute value of the decision function $g(\mathbf{x})$ over all training points. The y -axis shows the overall classification accuracy or sensitivity of C-SVM and B-SVM. 13

Abstract

We describe a novel binary classification technique called Banded SVM (B-SVM). In the standard C-SVM formulation of Cortes and Vapnik [1995], the decision rule is encouraged to lie in the interval $[1, \infty]$. The new B-SVM objective function contains a penalty term that encourages the decision rule to lie in a user specified range $[\rho_1, \rho_2]$. In addition to the standard set of support vectors (SVs) near the class boundaries, B-SVM results in a second set of SVs in the interior of each class.

Notation

- ⇒ Scalars and functions will be denoted in a non-bold font (e.g., β_0, C, g). Vectors and vector functions will be denoted in a bold font using lower case letters (e.g., $\mathbf{x}, \boldsymbol{\beta}, \mathbf{h}$). Matrices will be denoted in bold font using upper case letters (e.g., \mathbf{B}, \mathbf{H}). The transpose of a matrix \mathbf{A} will be denoted by \mathbf{A}^T and its inverse will be denoted by \mathbf{A}^{-1} . \mathbf{I}_p will denote the $p \times p$ identity matrix and $\mathbf{0}$ will denote a vector or matrix of all zeros whose size should be clear from context.
- ⇒ $|x|$ will denote the absolute value of x and $\mathcal{I}(x > a)$ is an indicator function that returns 1 if $x > a$ and 0 otherwise.
- ⇒ The j th component of vector \mathbf{t} will be denoted by t_j . The element (i, j) of matrix \mathbf{G} will be denoted by $G(i, j)$ or G_{ij} . The 2-norm of a $p \times 1$ vector \mathbf{x} will be denoted by $\|\mathbf{x}\|_2 = \sqrt{\sum_{i=1}^p x_i^2}$. Probability distribution of a random vector \mathbf{x} will be denoted by $\mathbf{P}_{\mathbf{x}}(\mathbf{x})$. $\mathbf{E}[f(\mathbf{s}, \boldsymbol{\eta})]$ denotes the expectation of $f(\mathbf{s}, \boldsymbol{\eta})$ with respect to both random variables \mathbf{s} and $\boldsymbol{\eta}$.

1 Introduction

We consider the standard binary classification problem. Suppose y_i is the class membership label (+1 for class +1 and -1 for class -1) associated with a feature vector \mathbf{x}_i . Given n such (\mathbf{x}_i, y_i) pairs, we would like to learn a linear decision rule $g(\mathbf{x})$ that can be used to accurately predict the class label y associated with feature vector \mathbf{x} .

In C-SVM [Vapnik and Lerner, 1963, Boser et al., 1992, Cortes and Vapnik, 1995], one can think of the linear decision rule g as a means of measuring membership in a particular class. Given a feature vector \mathbf{x} , C-SVM encourages the function $g(\mathbf{x})$ to be positive if $\mathbf{x} \in$ class +1 and negative if $\mathbf{x} \in$ class -1 .

We motivate the development of B-SVM in the following way. Suppose that vector \mathbf{x} comes from an arbitrary probability distribution $\mathbf{P}_{\mathbf{x}}(\mathbf{x})$ with mean $\mathbf{E}[\mathbf{x}] = \boldsymbol{\mu}$ and finite co-variance $\text{Cov}[\mathbf{x}] = \boldsymbol{\Sigma}$. Consider the linear decision rule $g(\mathbf{x}) = \boldsymbol{\beta}^T \mathbf{x} + \beta_0$. It is easy to see that $g(\mathbf{x})$ has mean $\mathbf{E}[g(\mathbf{x})] = \boldsymbol{\beta}^T \boldsymbol{\mu} + \beta_0$ and covariance $\text{Cov}[g(\mathbf{x})] = \boldsymbol{\beta}^T \boldsymbol{\Sigma} \boldsymbol{\beta}$. By Chebyshev's inequality, there exists a high probability band around $\mathbf{E}[g(\mathbf{x})]$ where $g(\mathbf{x})$ is expected to lie when \mathbf{x} comes from $\mathbf{P}_{\mathbf{x}}(\mathbf{x})$.

Hence, for every probability distribution of vectors \mathbf{x} from class +1 and class -1 with finite co-variance, $g(\mathbf{x})$ is expected to lie in a certain high probability band. In B-SVM, we choose $g(\mathbf{x})$ to encourage:

$\Leftrightarrow y g(\mathbf{x}) > 0$ \Leftarrow same condition as C-SVM

$\Leftrightarrow y g(\mathbf{x}) \in$ certain high probability **band** \Leftarrow new B-SVM condition

Both of the above conditions can be satisfied if we encourage:

$$\boxed{y g(\mathbf{x}) \in [\rho_1, \rho_2] \text{ with } \rho_2 > \rho_1 > 0} \tag{1.1}$$

Since non-linear decision rules in C-SVM are simply linear decision rules operating in a high dimensional space via the kernel trick [Boser et al., 1992], the B-SVM band formation argument holds for non-linear decision rules as well.

2 Problem setup

As per standard SVM terminology, assume that we are given n data-label pairs (\mathbf{x}_i, y_i) where \mathbf{x}_i are $m \times 1$ vectors and the data labels $y_i \in \{-1, 1\}$. First, we consider only the linear case and afterwards transform to the general case via the kernel trick. Let $m \times 1$ vector $\boldsymbol{\beta}$ and scalar β_0 be parameters of a linear decision rule $g(\mathbf{x}) = \boldsymbol{\beta}^T \mathbf{x} + \beta_0 = 0$ separating class +1 and -1 such that $g(\mathbf{x}) > 0$ if \mathbf{x} belongs to class +1 and vice versa.

2.1 C-SVM objective function

The C-SVM objective function [Cortes and Vapnik, 1995] to be minimized can be written as:

$$f_{CSVM}(\boldsymbol{\beta}, \beta_0) = \frac{1}{2} \|\boldsymbol{\beta}\|_2^2 + C \sum_{i=1}^n [1 - y_i(\boldsymbol{\beta}^T \mathbf{x}_i + \beta_0)]_+ \quad (2.1)$$

where $[t]_+$ is the positive part of t :

$$[t]_+ = \begin{cases} 0 & \text{if } t \leq 0, \\ t & \text{if } t > 0. \end{cases} \quad (2.2)$$

and C governs the regularity of the solution. The C-SVM objective function penalizes signed decisions $y_i(\boldsymbol{\beta}^T \mathbf{x}_i + \beta_0)$ whenever their value is below 1. This is the only penalty in C-SVM.

2.2 B-SVM objective function

We present below the novel B-SVM objective function that we wish to minimize:

$$f_{BSVM}(\boldsymbol{\beta}, \beta_0) = \frac{1}{2} \|\boldsymbol{\beta}\|_2^2 + \underbrace{C_1 \sum_{i=1}^n [\rho_1 - y_i(\boldsymbol{\beta}^T \mathbf{x}_i + \beta_0)]_+}_{\text{C-SVM like penalty}} + \underbrace{C_2 \sum_{i=1}^n [y_i(\boldsymbol{\beta}^T \mathbf{x}_i + \beta_0) - \rho_2]_+}_{\text{novel B-SVM penalty}} \quad (2.3)$$

where $\rho_2 > \rho_1 > 0$ are margin parameters specified by the user and C_1 and C_2 are regularization constants. This objective function has two penalty terms:

- ⇒ The first penalty term is similar to C-SVM. It penalizes signed decisions $y_i(\boldsymbol{\beta}^T \mathbf{x}_i + \beta_0)$ whenever their values are below ρ_1 (as opposed to 1 in C-SVM).
- ⇒ The second penalty term is novel. It penalizes signed decisions $y_i(\boldsymbol{\beta}^T \mathbf{x}_i + \beta_0)$ when their values are above ρ_2 .

The net effect of these penalty terms is to encourage $y_i(\boldsymbol{\beta}^T \mathbf{x}_i + \beta_0)$ to lie in the interval $[\rho_1, \rho_2]$. Please see Figure 1 for a sketch of the two penalty terms in B-SVM.

3 Solving the B-SVM problem

We derive the B-SVM dual problem in order to maximize a lower bound on the B-SVM primal objective function in equation 2.3. This dual problem will be simpler to solve compared to the primal form 2.3. We proceed as follows:

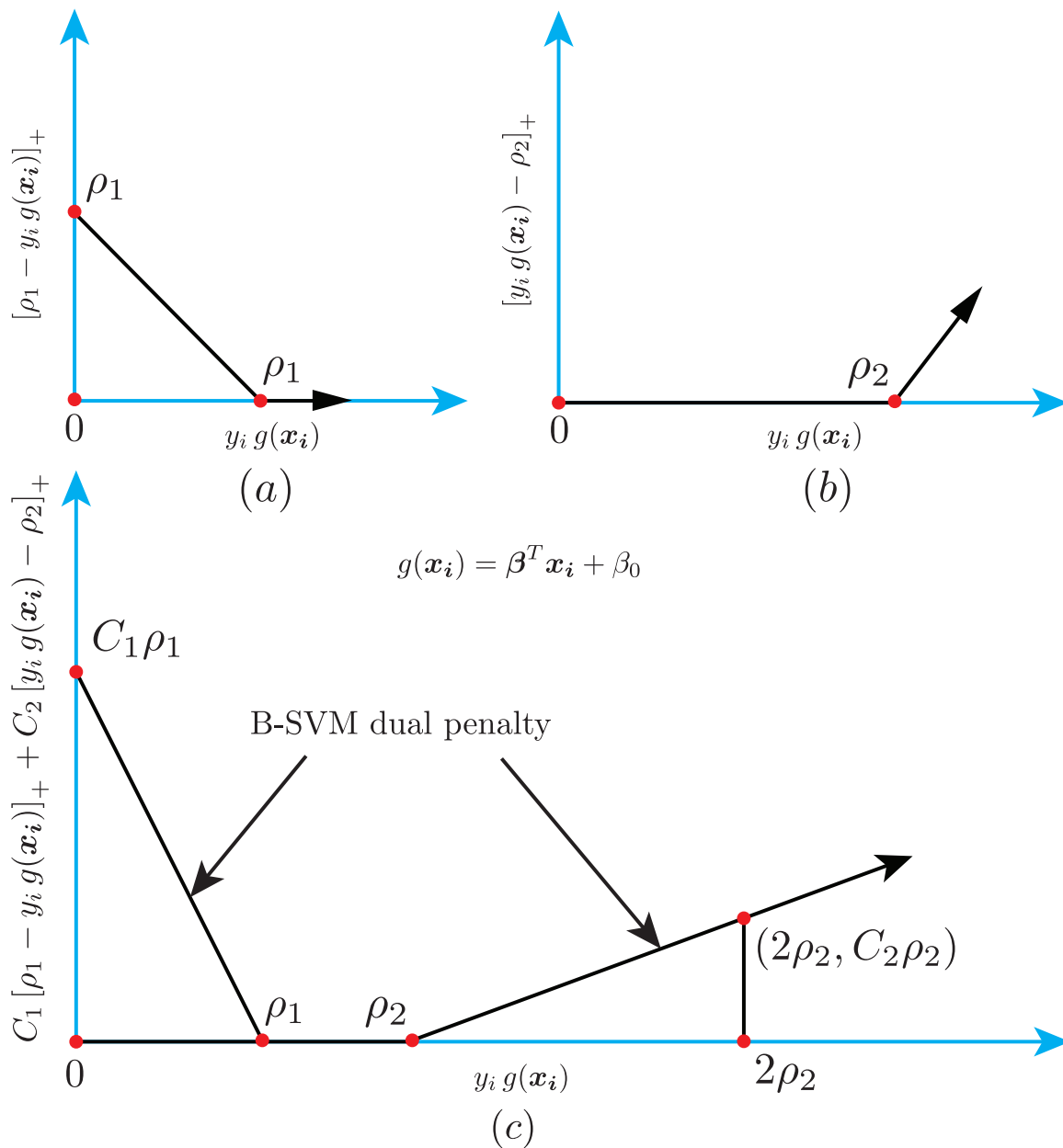


Figure 1: (a) Standard C-SVM like penalty function penalizes $y_i(\beta^T \mathbf{x}_i + \beta_0) < \rho_1$. In B-SVM, ρ_1 replaces the constant 1 from C-SVM. (b) Novel B-SVM penalty function. This function penalizes $y_i(\beta^T \mathbf{x}_i + \beta_0) > \rho_2$. (c) Total penalty function for B-SVM. If $y_i(\beta^T \mathbf{x}_i + \beta_0) \in [\rho_1, \rho_2]$ then the total penalty is 0. Choosing $C_2 < C_1$ will impose a milder penalty for values of $y_i(\beta^T \mathbf{x}_i + \beta_0) > \rho_2$.

⇒ As shown in 3.2, the primal problem in 2.3 can be modified into a *strictly* convex objective function with linear inequality constraints using slack variables.

⇒ Consequently, *strong duality* holds and the maximum value of the B-SVM dual objective function is equal to the minimum value of the B-SVM primal objective function in 2.3.

For more details on convex duality, please see Nocedal and Wright [2006].

3.1 The B-SVM dual problem

We introduce slack variables:

$$\begin{aligned}\xi_i &= [\rho_1 - y_i(\boldsymbol{\beta}^T \mathbf{x}_i + \beta_0)]_+ \\ \eta_i &= [y_i(\boldsymbol{\beta}^T \mathbf{x}_i + \beta_0) - \rho_2]_+\end{aligned}\quad (3.1)$$

into the primal objective function in 2.3. The modified optimization problem can be written as:

$$\min_{\boldsymbol{\beta}, \beta_0, \boldsymbol{\xi}, \boldsymbol{\eta}} f_{BSVM}(\boldsymbol{\beta}, \beta_0, \boldsymbol{\xi}, \boldsymbol{\eta}) = \frac{1}{2} \|\boldsymbol{\beta}\|_2^2 + C_1 \sum_{i=1}^n \xi_i + C_2 \sum_{i=1}^n \eta_i \quad (3.2)$$

$$\begin{aligned}\xi_i &\geq 0 && \text{Lagrange multiplier } \mu_i \\ \eta_i &\geq 0 && \text{Lagrange multiplier } \psi_i \\ \xi_i &\geq \rho_1 - y_i(\boldsymbol{\beta}^T \mathbf{x}_i + \beta_0) && \text{Lagrange multiplier } \alpha_i \\ \eta_i &\geq -\rho_2 + y_i(\boldsymbol{\beta}^T \mathbf{x}_i + \beta_0) && \text{Lagrange multiplier } \theta_i\end{aligned}$$

After introducing Lagrange multipliers for each inequality constraint as shown in 3.2, the Lagrangian function for problem 3.2 can be written as:

$$\begin{aligned}L(\boldsymbol{\beta}, \beta_0, \boldsymbol{\xi}, \boldsymbol{\eta}, \boldsymbol{\alpha}, \boldsymbol{\theta}, \boldsymbol{\mu}, \boldsymbol{\psi}) &= \frac{1}{2} \|\boldsymbol{\beta}\|_2^2 + C_1 \sum_{i=1}^n \xi_i + C_2 \sum_{i=1}^n \eta_i - \sum_{i=1}^n \alpha_i \{\xi_i - \rho_1 + y_i(\boldsymbol{\beta}^T \mathbf{x}_i + \beta_0)\} \\ &\quad - \sum_{i=1}^n \theta_i \{\eta_i + \rho_2 - y_i(\boldsymbol{\beta}^T \mathbf{x}_i + \beta_0)\} - \sum_{i=1}^n \mu_i \xi_i - \sum_{i=1}^n \psi_i \eta_i\end{aligned}\quad (3.3)$$

where

$$\alpha_i, \theta_i, \mu_i, \psi_i \geq 0 \quad (3.4)$$

Next, we solve for primal variables $\boldsymbol{\beta}, \beta_0, \boldsymbol{\xi}, \boldsymbol{\eta}$ in terms of the dual variables $\boldsymbol{\alpha}, \boldsymbol{\theta}, \boldsymbol{\mu}, \boldsymbol{\psi}$ by minimizing $L(\boldsymbol{\beta}, \beta_0, \boldsymbol{\xi}, \boldsymbol{\eta}, \boldsymbol{\alpha}, \boldsymbol{\theta}, \boldsymbol{\mu}, \boldsymbol{\psi})$ with respect to the primal variables. Since the Lagrangian in 3.3 is a convex function of the primal variables, its unique global minimum can be obtained using the first order Karush Kuhn Tucker (KKT) conditions given in 3.5 - 3.8:

$$\frac{\partial L}{\partial \boldsymbol{\beta}} = \boldsymbol{\beta} - \sum_{i=1}^n \alpha_i y_i \mathbf{x}_i + \sum_{i=1}^n \theta_i y_i \mathbf{x}_i = 0 \quad (3.5)$$

$$\frac{\partial L}{\partial \beta_0} = -\sum_{i=1}^n \alpha_i y_i + \sum_{i=1}^n \theta_i y_i = 0 \quad (3.6)$$

$$\frac{\partial L}{\partial \xi_l} = C_1 - \alpha_l - \mu_l = 0 \quad (3.7)$$

$$\frac{\partial L}{\partial \eta_l} = C_2 - \theta_l - \psi_l = 0 \quad (3.8)$$

From 3.5, the vector β is given by:

$$\beta = \sum_{i=1}^n (\alpha_i - \theta_i) y_i \mathbf{x}_i \quad (3.9)$$

From 3.6, vectors α and θ satisfy the equality constraint:

$$\sum_{i=1}^n (\alpha_i - \theta_i) y_i = 0 \quad (3.10)$$

Combining 3.7, 3.8 and 3.4, the elements of α must satisfy:

$$0 \leq \alpha_i \leq C_1 \quad (3.11)$$

and elements of θ satisfy:

$$0 \leq \theta_i \leq C_2 \quad (3.12)$$

Let B be a $n \times n$ matrix with entries:

$$B_{ij} = y_i y_j \mathbf{x}_i^T \mathbf{x}_j \quad (3.13)$$

and \mathbf{e}_n be a $n \times 1$ vector of n ones (in MATLAB notation: $\mathbf{e}_n = \text{ones}(n, 1)$). Substituting β from 3.9 in 3.3 and noting the constraints 3.7, 3.8 and 3.10, we get the B-SVM dual problem:

$$\boxed{\begin{aligned} \max_{\alpha, \theta} L_D(\alpha, \theta) &= \rho_1 \mathbf{e}_n^T \alpha - \rho_2 \mathbf{e}_n^T \theta - \frac{1}{2} (\alpha - \theta)^T B (\alpha - \theta) \\ \mathbf{0} &\leq \alpha \leq C_1 \mathbf{e}_n \\ \mathbf{0} &\leq \theta \leq C_2 \mathbf{e}_n \\ (\alpha - \theta)^T \mathbf{y} &= 0 \end{aligned}} \quad (3.14)$$

If $C_2 = 0$ and $\rho_1 = 1$ then 3.12 implies $\theta = \mathbf{0}$ and hence we recover the standard C-SVM dual problem.

3.2 Kernelifying B-SVM

Let \mathbf{h} be a non-linear vector function that takes inputs \mathbf{x}_i into a high dimensional space. Then we recover *kernel* B-SVM by doing linear B-SVM on the data-label pairs $(\mathbf{h}(\mathbf{x}_i), y_i)$ instead of the original pairs (\mathbf{x}_i, y_i) . In practice, we do not need $\mathbf{h}(\mathbf{x})$ explicitly but only the dot products through a kernel matrix \mathbf{K} with elements:

$$K_{ij} = K(\mathbf{x}_i, \mathbf{x}_j) = \mathbf{h}(\mathbf{x}_i)^T \mathbf{h}(\mathbf{x}_j) \quad (3.15)$$

This is the so-called kernel trick. From 3.13, elements of matrix \mathbf{B} for transformed feature vectors $\mathbf{h}(\mathbf{x})$ are given by:

$$B_{ij} = y_i y_j \mathbf{h}(\mathbf{x}_i)^T \mathbf{h}(\mathbf{x}_j) = y_i y_j K_{ij} = y_i y_j K(\mathbf{x}_i, \mathbf{x}_j) \quad (3.16)$$

For a new point \mathbf{x} , the decision rule is then given by:

$$g(\mathbf{x}) = \boldsymbol{\beta}^T \mathbf{h}(\mathbf{x}) + \beta_0 \quad (3.17)$$

and \mathbf{x} is classified into class +1 if $g(\mathbf{x}) > 0$ and into class -1 if $g(\mathbf{x}) < 0$. From 3.9, for the transformed feature vectors $\mathbf{h}(\mathbf{x}_i)$, we have:

$$\boldsymbol{\beta} = \sum_{i=1}^n (\alpha_i - \theta_i) y_i \mathbf{h}(\mathbf{x}_i) \quad (3.18)$$

Using the kernel trick, calculation of $g(\mathbf{x})$ does not need $\mathbf{h}(\mathbf{x})$ explicitly as we can write:

$$g(\mathbf{x}) = \boldsymbol{\beta}^T \mathbf{h}(\mathbf{x}) + \beta_0 = \sum_{i=1}^n (\alpha_i - \theta_i) y_i K(\mathbf{x}_i, \mathbf{x}) + \beta_0 \quad (3.19)$$

Proposition 3.1. *The B-SVM dual objective function $L_D(\boldsymbol{\alpha}, \boldsymbol{\theta})$ in 3.14 is a concave function of $\boldsymbol{\alpha}$ and $\boldsymbol{\theta}$.*

Proof. Since \mathbf{B} is symmetric, the Hessian of L_D with respect to the vector $(\boldsymbol{\alpha}, \boldsymbol{\theta})$ is given by:

$$\mathbf{H} = \begin{pmatrix} -\mathbf{B} & \mathbf{B} \\ \mathbf{B} & -\mathbf{B} \end{pmatrix} \quad (3.20)$$

If \mathbf{c} and \mathbf{d} are arbitrary $n \times 1$ vectors,

$$(\mathbf{c}^T \quad \mathbf{d}^T) \mathbf{H} \begin{pmatrix} \mathbf{c} \\ \mathbf{d} \end{pmatrix} = \mathbf{c}^T (-\mathbf{B}\mathbf{c} + \mathbf{B}\mathbf{d}) + \mathbf{d}^T (\mathbf{B}\mathbf{c} - \mathbf{B}\mathbf{d}) = -(\mathbf{c} - \mathbf{d})^T \mathbf{B} (\mathbf{c} - \mathbf{d}) \quad (3.21)$$

From 3.16,

$$(\mathbf{c} - \mathbf{d})^T \mathbf{B} (\mathbf{c} - \mathbf{d}) = \sum_{i=1}^n \sum_{j=1}^n (\mathbf{c} - \mathbf{d})_i \{y_i y_j \mathbf{K}(\mathbf{x}_i, \mathbf{x}_j)\} (\mathbf{c} - \mathbf{d})_j = \sum_{i=1}^n \sum_{j=1}^n \{(\mathbf{c} - \mathbf{d})_i y_i\} \mathbf{K}(\mathbf{x}_i, \mathbf{x}_j) \{(\mathbf{c} - \mathbf{d})_j y_j\} \quad (3.22)$$

If \odot is an element-wise multiplication operator then:

$$(\mathbf{c} - \mathbf{d})^T \mathbf{B} (\mathbf{c} - \mathbf{d}) = \{(\mathbf{c} - \mathbf{d}) \odot \mathbf{y}\}^T \mathbf{K} \{(\mathbf{c} - \mathbf{d}) \odot \mathbf{y}\} \geq 0 \quad (3.23)$$

where the last inequality holds since \mathbf{K} is a kernel matrix which is positive definite by 3.15. Therefore, from 3.21 and 3.23:

$$(\mathbf{c}^T \quad \mathbf{d}^T) \mathbf{H} \begin{pmatrix} \mathbf{c} \\ \mathbf{d} \end{pmatrix} \leq 0 \quad (3.24)$$

for all vectors \mathbf{c} and \mathbf{d} . Thus $L_D(\boldsymbol{\alpha}, \boldsymbol{\theta})$ is a concave function of $(\boldsymbol{\alpha}, \boldsymbol{\theta})$. □ □

It immediately follows that problem 3.14 attempts to maximize a concave function under linear constraints and thus has a unique solution [Nocedal and Wright, 2006].

3.3 Calculation of dual variables

Dual variables $\boldsymbol{\alpha}$, $\boldsymbol{\theta}$, $\boldsymbol{\mu}$, $\boldsymbol{\psi}$ can be calculated as follows:

- ⇒ Calculation of $\boldsymbol{\alpha}$, $\boldsymbol{\theta}$ requires the solution of a concave maximization problem 3.14 where the elements of \mathbf{B} are chosen using a suitable kernel $\mathbf{K}(\mathbf{x}_i, \mathbf{x}_j)$. This can be accomplished using an sequential minimal optimization (SMO) type active set technique [Platt, 1998] or a projected conjugate gradient (PCG) technique [Nocedal and Wright, 2006].
- ⇒ Once $\boldsymbol{\alpha}$ and $\boldsymbol{\theta}$ are known, equations 3.7 and 3.8 give $\boldsymbol{\mu} = C_1 \mathbf{e}_n - \boldsymbol{\alpha}$ and $\boldsymbol{\psi} = C_2 \mathbf{e}_n - \boldsymbol{\theta}$.

3.4 Calculation of primal variables

Primal variables $\boldsymbol{\beta}$, β_0 , $\boldsymbol{\xi}$, $\boldsymbol{\eta}$ can be calculated as follows:

- ⇒ $\boldsymbol{\beta}$ is given by equation 3.18.
- ⇒ Calculation of β_0 , $\boldsymbol{\xi}$, $\boldsymbol{\eta}$ is accomplished by considering the inequality constraints and the KKT *complementarity* constraints for the problem 3.2:

$$\begin{aligned} \xi_i &\geq 0, \eta_i \geq 0 & (3.25) \\ \xi_i &\geq \rho_1 - y_i (\boldsymbol{\beta}^T \mathbf{h}(\mathbf{x}_i) + \beta_0) \\ \eta_i &\geq -\rho_2 + y_i (\boldsymbol{\beta}^T \mathbf{h}(\mathbf{x}_i) + \beta_0) \\ \alpha_i \{\xi_i - \rho_1 + y_i (\boldsymbol{\beta}^T \mathbf{h}(\mathbf{x}_i) + \beta_0)\} &= 0 \\ \theta_i \{\eta_i + \rho_2 - y_i (\boldsymbol{\beta}^T \mathbf{h}(\mathbf{x}_i) + \beta_0)\} &= 0 \\ \mu_i \xi_i &= (C_1 - \alpha_i) \xi_i = 0 \\ \psi_i \eta_i &= (C_2 - \theta_i) \eta_i = 0 \end{aligned}$$

Given the positivity constraints 3.4 and the bound constraints 3.11 and 3.12, we consider the following cases:

- ☞ If $\alpha_i < C_1$ then $\xi_i = 0$ and similarly if $\theta_i < C_2$ then $\eta_i = 0$.
- ☞ If $0 < \alpha_i < C_1$ then we have $\xi_i = 0$ and $\{\xi_i - \rho_1 + y_i(\beta^T \mathbf{x}_i + \beta_0)\} = 0$ which can be used to solve for β_0 .
- ☞ If $0 < \theta_i < C_2$ then we have $\eta_i = 0$ and $\{\eta_i + \rho_2 - y_i(\beta^T \mathbf{h}(\mathbf{x}_i) + \beta_0)\} = 0$ which can be used to solve for β_0 .
- ☞ Similar to C-SVM, for stability purposes we can average the estimate of β_0 over all points where $0 < \alpha_i < C_1$ and $0 < \theta_i < C_2$.
- ☞ We can calculate ξ_i for those points for which $\alpha_i = C_1$ using $\xi_i = \rho_1 - y_i(\beta^T \mathbf{h}(\mathbf{x}_i) + \beta_0)$.
- ☞ Similarly, if $\theta_i = C_2$ then $\eta_i = y_i(\beta^T \mathbf{h}(\mathbf{x}_i) + \beta_0) - \rho_2$.

4 Toy data

In order to illustrate the differences between C-SVM and B-SVM we generated artificial data in 2 dimensions as follows:

- ☞ Class 1 consisted of 5 bivariate Normal clusters centered at $(0, 0)$, $(\frac{1}{\sqrt{2}}, \frac{1}{\sqrt{2}})$, $(\frac{-1}{\sqrt{2}}, \frac{1}{\sqrt{2}})$, $(\frac{-1}{\sqrt{2}}, \frac{-1}{\sqrt{2}})$ and $(\frac{1}{\sqrt{2}}, \frac{-1}{\sqrt{2}})$ and covariance $\sigma_1^2 \mathbf{I}_2$ with $\sigma_1 = 0.2$.
- ☞ Class -1 consisted of 4 bivariate Normal clusters centered at $(1, 0)$, $(0, 1)$, $(-1, 0)$ and $(0, -1)$ with covariance $\sigma_2^2 \mathbf{I}_2$ with $\sigma_2 = 0.2$.

A radial basis function (RBF) kernel was chosen for computations. For the RBF kernel, the elements of \mathbf{K} are given by:

$$K(\mathbf{x}_i, \mathbf{x}_j) = K_{ij} = \exp \left\{ -\gamma (\mathbf{x}_i - \mathbf{x}_j)^T (\mathbf{x}_i - \mathbf{x}_j) \right\} \quad (4.1)$$

Our parameter settings were as follows:

- ☞ For both C-SVM and B-SVM we used the same kernel parameter $\gamma = 1$.
- ☞ For C-SVM was used $C = 10$.
- ☞ For B-SVM we chose $\rho_1 = 1$ and $C_1 = 10$ (same as C for C-SVM). Thus the parameters of the common penalty term $C_1 \sum_{i=1}^n [\rho_1 - y_i(\beta^T \mathbf{h}(\mathbf{x}_i) + \beta_0)]_+$ are chosen to be identical for C-SVM and B-SVM.
- ☞ The parameters of the second penalty term for B-SVM were chosen as $C_2 = 100$ and $\rho_2 = 1.5$. Thus B-SVM will encourage $g(\mathbf{x})$ to lie in the interval $[\rho_1, \rho_2] = [1, 1.5]$.

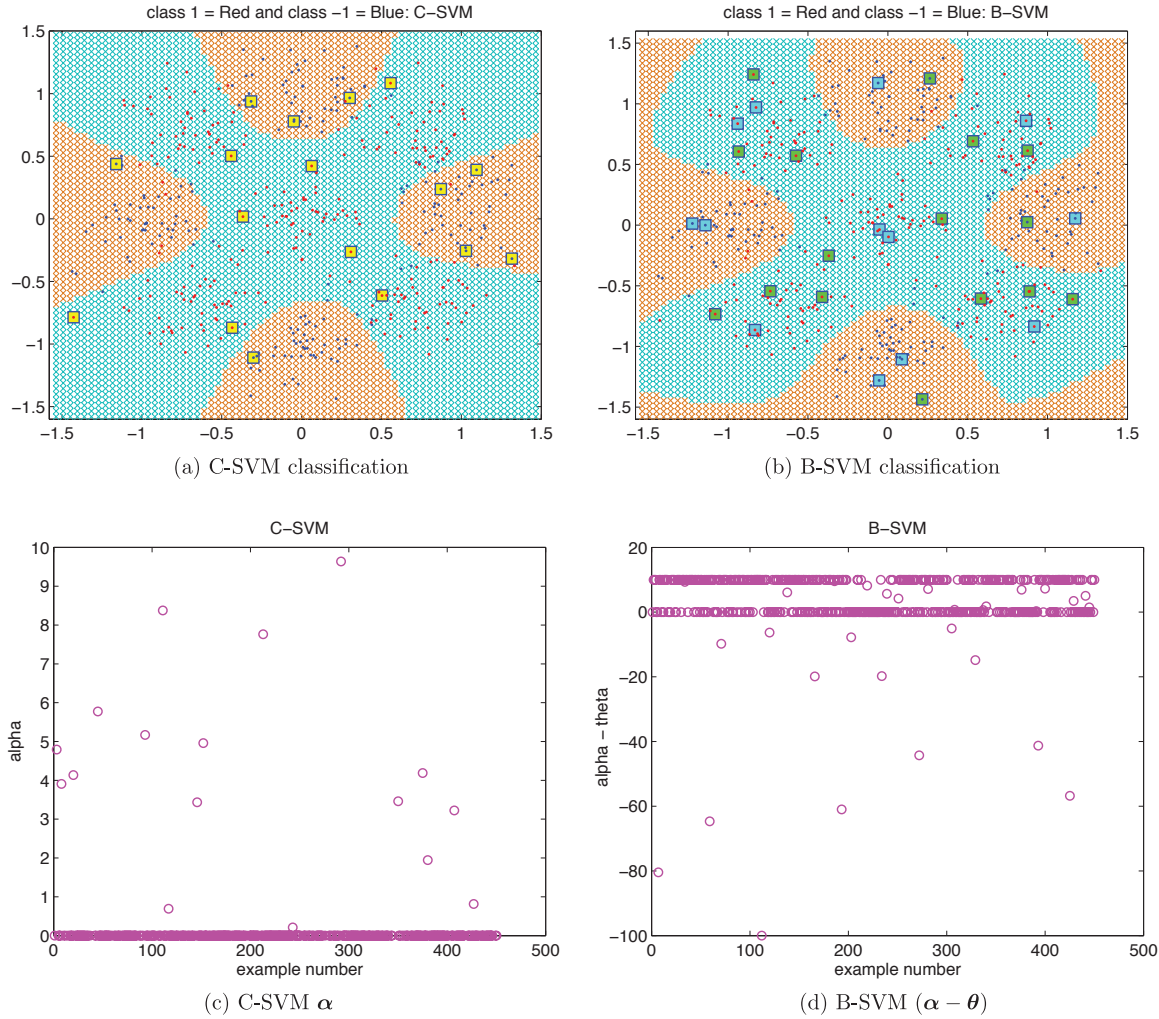


Figure 2: Figure shows classification obtained for example data using (a) C-SVM and (b) B-SVM. Red and Blue points (.) correspond to class +1 and -1 respectively. Cyan and Orange x-marks (x) show the C-SVM and B-SVM decision rules evaluated at various points. Class 1 membership is indicated in Cyan and class -1 membership is indicated in Orange. The yellow squares in (a) correspond to support points for which $0 < \alpha_i < C$. The cyan squares in (b) correspond to support points for which $0 < \theta_i < C_2$ and the green squares correspond to support points for which $0 < \alpha_i < C_1$. The sparsity of solution is controlled by α in the case of C-SVM and $(\alpha - \theta)$ in the case of B-SVM (c) Shows α_i values for C-SVM. (d) Shows $(\alpha_i - \theta_i)$ values for B-SVM.

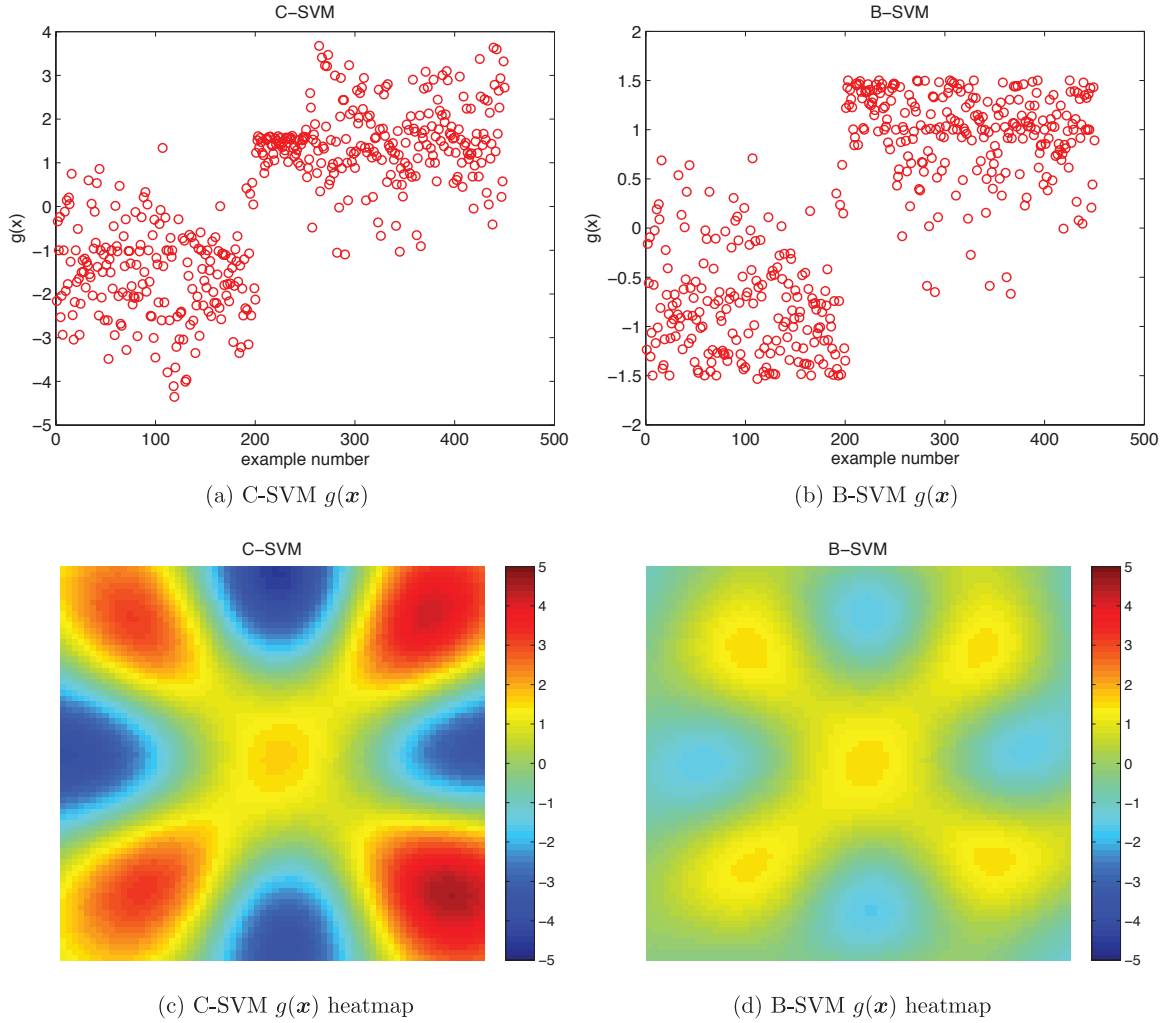


Figure 3: Figure shows decision rule $g(\mathbf{x})$ for C-SVM (a) and B-SVM (b). Note that in B-SVM the second penalty term $C_2 \sum_{i=1}^n [y_i(\beta^T \mathbf{h}(\mathbf{x}_i) + \beta_0) - \rho_2]_+$ results in most of the $g(\mathbf{x})$ values in the interval $[\rho_1, \rho_2] = [1, 1.5]$. (c) Heat map of the decision rule $g(\mathbf{x})$ for C-SVM (d) Heat map of the decision rule $g(\mathbf{x})$ for B-SVM. In C-SVM the values of decision rule $g(\mathbf{x})$ are unbalanced in Class 1. The central cluster located at (0,0) in Class 1 gets much smaller $g(\mathbf{x})$ values in C-SVM than the rest of the Class 1. In B-SVM however, all clusters in Class 1 including the one centered at (0,0) get similar $g(\mathbf{x})$ values. This is a result of the second penalty term in the B-SVM objective function.

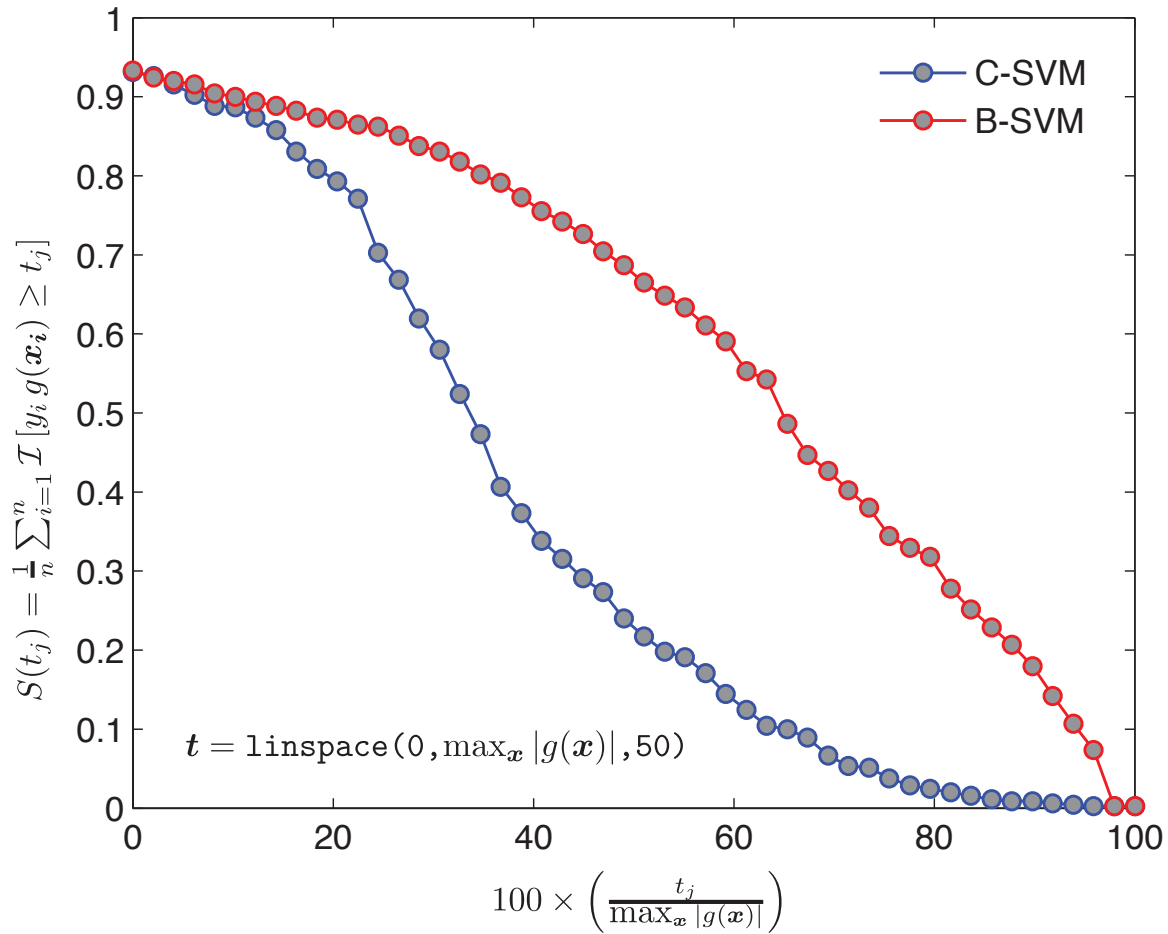


Figure 4: Figure shows the fraction of points classified correctly by both C-SVM (blue curve) and B-SVM (red curve) as a function of the decision rule threshold. The x -axis shows the decision rule threshold as a percentage of the maximum absolute value of the decision function $g(\mathbf{x})$ over all training points. The y -axis shows the overall classification accuracy or sensitivity of C-SVM and B-SVM.

Both C-SVM and B-SVM were fitted to the toy data described above. The following differences in the two solutions are noteworthy:

4.1 α -SVs and θ -SVs

The B-SVM dual problem 3.14 contains two variables α and θ . Both α_i and θ_i are positive and satisfy the bound constraints given in 3.14. Therefore, similar to C-SVM, we define 2 types of support vectors (SVs) in B-SVM:

- ⇒ Points i for which $\theta_i > 0$ are called the θ -SVs ⇐ new SVs that arise in B-SVM
- ⇒ Points i for which $\alpha_i > 0$ are called the α -SVs ⇐ standard C-SVM like SVs

Figures 2(a) and 2(b) show the C-SVM and B-SVM induced classification respectively for this example problem. Figure 2(b) shows α -SVs for which $0 < \alpha_i < C_1$ and θ -SVs for which $0 < \theta_i < C_2$. It is clear from 3.19 that the sparsity of a B-SVM decision rule depends on the quantities $(\alpha_i - \theta_i)$. Figures 2(c) and 2(d) show a plot of α_i for C-SVM and $(\alpha_i - \theta_i)$ for B-SVM respectively.

4.2 Bounded decision rule

Figures 3(a) and 3(b) show the decision rule values $g(\mathbf{x})$ over all training points for C-SVM and B-SVM. Recall that C-SVM does not enforce an upper limit on $g(\mathbf{x})$ whereas B-SVM attempts to encourage $g(\mathbf{x})$ to lie in $[\rho_1, \rho_2]$. It can be seen in Figure 3(b) that B-SVM was successful in limiting the absolute value of $g(\mathbf{x})$ to be $< \rho_2 = 1.5$ with $C_2 = 100$. Figures 3(c) and 3(d) show a heat map of the decision rule for C-SVM and B-SVM respectively evaluated over a 2-D grid containing the training points. It can be seen that:

- ⇒ The C-SVM decision rule values are *unbalanced* in class +1 as the central cluster in class +1 gets lower $g(\mathbf{x})$ values compared to other clusters in class +1.
- ⇒ The decision rule values are *balanced* in class +1 for B-SVM.

4.3 Sensitivity curve

We calculate the quantity:

$$S(t) = \frac{1}{n} \sum_{i=1}^n \mathcal{I}[y_i g(\mathbf{x}_i) \geq t] \quad (4.2)$$

which is simply the fraction of correctly classified points (or sensitivity) using decision rule $g(\mathbf{x})$ at threshold t . To illustrate the variation in sensitivity of C-SVM and B-SVM decision rules:

-
- ⇒ For both C-SVM and B-SVM, we divide the range of $g(\mathbf{x})$ into 50 equally spaced points as follows (in MATLAB notation):

$$\mathbf{t} = \text{linspace}(0, \max_{\mathbf{x}} |g(\mathbf{x})|, 50) \tag{4.3}$$

- ⇒ Then we plot $100 \times \left(\frac{t_j}{\max_{\mathbf{x}} |g(\mathbf{x})|} \right)$ versus $S(t_j)$.

Figure 4 shows this sensitivity curve. It can be seen that for the same percentage threshold on the decision rule range:

- ⇒ B-SVM has higher classification accuracy (or is more sensitive) than C-SVM.
- ⇒ This effect is because of the balanced nature of decision rule values in B-SVM compared to C-SVM (see Figure 3(c) and 3(d)).

5 Discussion and conclusions

In this work, we considered the binary classification problem when the feature vectors in individual classes have finite co-variance. We showed that B-SVM is a natural generalization to C-SVM in this situation. It turns out that the B-SVM dual maximization problem 3.14 retains the concavity property of its C-SVM counterpart and C-SVM turns out to be a special case of B-SVM when $C_2 = 0$. Two types of SVs arise in B-SVM, the α -SVs which are similar to the standard SVs in C-SVM and θ -SVs which arise due to the novel B-SVM objective function penalty 2.3. The B-SVM decision rule is more balanced than the C-SVM decision rule since it assigns $g(\mathbf{x})$ values that are comparable in magnitude to different sub-classes (or clusters) of class +1 and class -1. In addition, B-SVM retains higher classification accuracy compared to C-SVM as the decision rule threshold is varied from 0 to $\max_{\mathbf{x}} |g(\mathbf{x})|$. For a training set of size n , B-SVM results in a dual optimization problem of size $2n$ compared to a C-SVM dual problem of size n . Hence it is computationally more expensive to solve a B-SVM problem.

In summary, B-SVM can be used to enforce balanced decision rules in binary classification. It is anticipated that the C-SVM leave one out error bounds for the *bias free* case given in Jaakkola and Haussler [1999] will continue to hold in a similar form for *bias free* B-SVM as well.

References

- B. E. Boser, I. M. Guyon, and V. N. Vapnik. A training algorithm for optimal margin classifiers. In *Proceedings of the fifth annual workshop on Computational learning theory, COLT '92*, pages 144–152, 1992.
- C. Cortes and V. Vapnik. Support-vector networks. *Machine Learning*, 20:273–297, 1995.
- T. S. Jaakkola and D. Haussler. Probabilistic kernel regression models. In *Proceedings of the 1999 Conference on AI and Statistics*, 1999.
- J. Nocedal and S. J Wright. *Numerical Optimization, 2nd Edition*. New York-Springer, 2006.
- J. C. Platt. Fast training of support vector machines using sequential minimal optimization. In B. Schoelkopf, C. Burges, and A. Smola, editors, *Advances in Kernel Methods - Support Vector Learning*. MIT Press, 1998.
- V. Vapnik and A. Lerner. Pattern recognition using generalized portrait method. *Automation and Remote Control*, 24:774–780, 1963.