

Are gravitational waves from giant magnetar flares observable?

Burkhard Zink,¹ Paul D. Lasky,¹ and Kostas D. Kokkotas¹

¹*Theoretical Astrophysics, Institute for Astronomy and Astrophysics,
University of Tübingen, Auf der Morgenstelle 10, Tübingen 72076, Germany*

Are giant flares in magnetars viable sources of gravitational radiation? Few theoretical studies have been concerned with this problem, with the small number using either highly idealized models or assuming a magnetic field orders of magnitude beyond what is supported by observations. We perform nonlinear general-relativistic magnetohydrodynamics simulations of large-scale hydromagnetic instabilities in magnetar models. We utilise these models to find gravitational wave emissions over a wide range of energies, from 10^{40} to 10^{47} erg. This allows us to derive a systematic relationship between the surface field strength and the gravitational wave strain, which we find to be highly nonlinear. In particular, for typical magnetar fields of a few times 10^{15} G, we conclude that a direct observation of f -modes excited by global magnetic field reconfigurations is unlikely with present or near-future gravitational wave observatories, though we also discuss the possibility that modes in a low-frequency band up to 100 Hz could be sufficiently excited to be relevant for observation.

PACS numbers: 04.30.Db, 04.40.Dg, 95.30.Sf

Introduction. Bursts and occasionally giant flares in soft-gamma repeaters (SGRs) and anomalous X-ray pulsars (AXPs) are commonly understood as consequences of magnetic field activity in magnetars, neutron stars endowed with strong magnetic fields [1]. These violent events have been considered in the literature as possible efficient sources of gravitational radiation, since they are very compact, and since the high electromagnetic luminosity may represent only a small part of the overall energy contained in the mechanism. It is thus not surprising that operational gravitational wave observatories, in particular LIGO and VIRGO, have been employed to establish upper limits on SGR bursts and storms. Presently, the best empirically derived upper limits are 1.4×10^{49} erg for the f -mode, and 3.5×10^{44} erg for a white noise band around 100 – 200 Hz [2]. For the f -mode, gravitational wave emission of this magnitude would imply a very substantial excitation of the star. Can luminosities of this order actually be realized in a nearby giant flare?

There has been little theoretical work addressing this question, for a large part because the system is very complex and the giant flare mechanism is not yet well understood. Possible flare mechanisms are discussed in [3–7] and fall into two broad categories: internal mechanisms based on a large-scale rearrangement of the interior magnetic field, and external mechanisms likely following magnetic reconnection in the crust and magnetosphere. In this work, we will assume a scenario involving a global restructuring of the magnetic field.

Two direct pieces of evidence correlate the electromagnetic signal from magnetar flares with their magnetic field dynamics – energy budgets associated with the flare luminosities [3] and observations of quasi-periodic oscillations in the tails of the flares [8–10]. An *optimistic* estimate for gravitational wave emissions from magnetic field dynamics can therefore be attained by assuming a large-scale, dynamical rearrangement of

the core magnetic field inside the star. Ioka [11] has investigated the maximum gravitational wave energy released by the change in moment of inertia induced by such a mechanism and placed an upper limit of about 10^{49} erg under ideal conditions, including optimistic values of the internal magnetic field. More recently, Corsi and Owen [12] found similar values to be possible under more generic conditions, still tapping into the full energy reservoir associated with an instantaneous change in the magnetic potential energy of the star. In contrast, Levin and van Hoven [7] do not find f -mode detection to be very likely in the near future. Their model is based on the aforementioned external mechanism triggering f -modes in the star. In the present paper, we focus on the other side of the problem – attempting to trigger large-scale mass motions that could generate gravitational radiation through a global rearrangement of the *internal* magnetic field.

Our recent publication on dynamical instabilities [13] has focused on the dynamics and evolution of magnetic fields inside relativistic stellar models, and we have followed the development of these instabilities until saturation and ring-down to establish the nature of the quasi-stationary states which result from these processes. Most recently, Ciolfi et al [14] have performed numerical simulations of the same hydromagnetic instabilities, and concluded that giant flares *could* give rise to observable gravitational radiation, employing a stellar model with a surface field strength of 6.5×10^{16} G to reach this conclusion. Actual SGR field strengths are closer to 1/60 of this value [1, 15], and the luminosity depends on the field strength in a highly nonlinear fashion, as we shall see below.

In this paper, we will address the following questions: (i) Assuming a large-scale rearrangement of the core magnetic field to be involved in a giant flare, how does the gravitational wave luminosity scale with the field strengths? (ii) As a consequence of this relation,

can we expect to observe magnetar giant flares in gravitational wave detectors?

Model. In order to investigate gravitational wave luminosities, we consider a large-scale restructuring of an initially purely poloidal magnetic field. While an actual magnetar should be quasi-stationary before the flaring event, we employ a hydromagnetically unstable star to investigate the gravitational wave signal associated with the instability. This provides us with a simplified model that mimics a catastrophic reconfiguring of the internal magnetic field during a magnetar flare.

As with our recent publication [13], we are using the graphics processing unit (GPU)-accelerated HORIZON code [16] for general relativistic magnetohydrodynamics in the Cowling approximation, in conjunction with the LORENE library for the construction of magnetized equilibrium neutron stars [17]. HORIZON is based on the THOR code [18, 19], but employs GPUs for high-throughput parallel processing. Gravitational waves are extracted using the first-moment form of the quadrupole formula. For more details on the numerical method and stellar models see Lasky et al. [13], Zink [16].

Our initial models are relativistic equilibrium $n = 1$ polytropes (mass $1.3 M_{\odot}$, radius 15 km) with purely poloidal magnetic fields of varying strength. In particular, we have investigated a sequence of models with polar *surface* magnetic field amplitudes between $B_{pole} = 3.1 \times 10^{15}$ G and 5.5×10^{16} G corresponding to magnetic field strengths of 1.6×10^{16} G to 2.7×10^{17} G in the center of the star. While typical magnetar field strengths reside near the low end of this spectrum, we have decided on a sequence of models to gain fundamental insights into the relation of initial field configuration and the gravitational wave amplitude.

Purely poloidal fields are known to be dynamically unstable [13, 20], and we follow the evolution throughout development, saturation *and* ring-down of the instability. This is particularly challenging for models with lower field strengths, since we need to follow the system for many Alfvén times in all cases.

Results. All our models exhibit the poloidal field instability as expected. In figure 1, we show the measured gravitational wave strain h_{\times} at 10 kpc in a particular model with $B_{pole} = 1.8 \times 10^{16}$ G. Other components and other models in the sequence show a similar structure, although the growth timescale of the instability and the strain amplitude are different. An analysis of the signal spectrum shows that the fundamental quadrupole f -mode is excited by the magnetic field instability. Intriguingly, we also see some evidence that *low-frequency* modes in the range of 100 Hz may contribute to the gravitational wave signal. This evidence is not yet conclusive and warrants further investigation, in particular very long-term simulations in the order of a second or more to gain a sufficiently high resolution in this part of the spectrum.

Figure 2 collects the gravitational wave amplitudes as

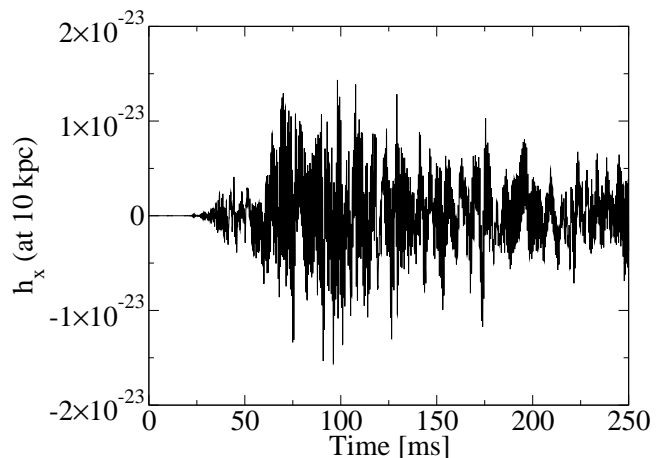


Figure 1: Gravitational wave signal obtained from one of our simulations. This particular stellar model has an initial surface magnetic field strength of 1.8×10^{16} G and develops a poloidal field instability during the first 50 ms (see also [13]) which restructures the global magnetic field inside the star. The gravitational wave signal, here h_{\times} for an assumed source distance of 10 kpc, has the expected 1.8 kHz oscillations associated with the f -mode, and also exhibits low frequency components which are further discussed in the text.

a function of the magnetic field strength. The approximate values and error bars for the strains are derived from the time variation in the h_{\times} signals (which are similar in amplitude to h_{+}) after the instability has saturated. We find an approximate power-law relation between h and B_{pole} given by

$$h \approx 1.1 \times 10^{-27} \times \left(\frac{10 \text{ kpc}}{d} \right) \times \left(\frac{B_{pole}}{10^{15} \text{ G}} \right)^{3.3}. \quad (1)$$

Most of the energy in the signal is in the f -mode. Assuming a gravitational wave damping time of approximately 100 ms (e.g. [21, 22]), we find a corresponding power-law relation for the energy emitted in gravitational radiation:

$$E_{gw} \approx 1.5 \times 10^{36} \times \left(\frac{B_{pole}}{10^{15} \text{ G}} \right)^{6.5} \text{ erg}. \quad (2)$$

From this result, which can be directly compared with observations [2], we make three notes: (i) The ratio of gravitational wave energy extracted from our simulations to the electromagnetic energy emitted in a flare [1] is low, in the order of $E_{gw}/E_{em} \approx 10^{38} \text{ erg}/10^{44} \text{ erg} = 10^{-6}$. (ii) The gravitational wave amplitude is a highly nonlinear function of the surface magnetic field strength. (iii) Typical magnetar field strengths of 10^{15} G give rise to strains *below* 10^{-25} and energies lower than

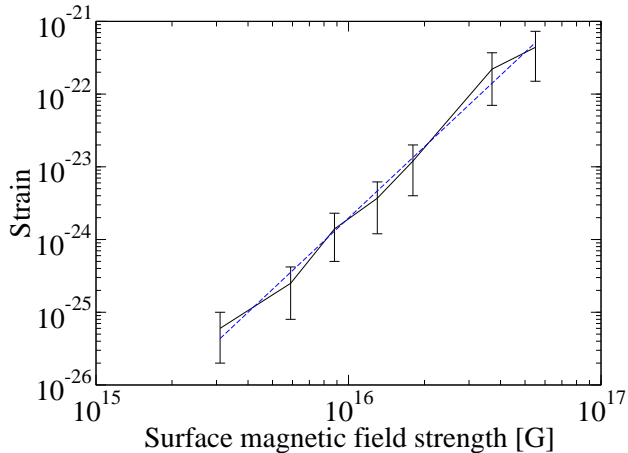


Figure 2: Gravitational wave strain in relation to surface magnetic field strength at the stellar pole. This plot represents results from our entire sequence of simulations, with surface magnetic fields ranging from 3.1×10^{15} G to 5.5×10^{16} G. The signal amplitude is found to depend strongly on the magnetic field strength, ranging from almost 10^{-21} for our most extreme model down to less than 10^{-25} for models closer to realistic magnetar strengths. The dashed line is a power-law fit to the data (see text).

10^{40} erg for a source at 10 kpc, even if we assume a catastrophic global restructuring of the field to be associated with a giant flare.

We have indicated the signal-to-noise ratios we derive from our data for different detector sensitivity curves in figure 3. Here we have plotted the signal amplitude $\sqrt{T} |\tilde{h}(f)|$, where T is the damping time of the oscillation and $\tilde{h}(f)$ is the Fourier transform of h_{\times} , as a function of the frequency for various magnetic field strength models. At approximately 1.8 kHz we show the signal amplitude for the f -mode as excited by the hydromagnetic instability and assuming a damping time of $50 \text{ ms} \leq T \leq 200 \text{ ms}$. In the lower part of the spectrum we plot the other maximal mode seen in the Fourier transform, assuming a damping time between of $10 \text{ ms} \leq T \leq 1 \text{ s}$. Over this we plot the entire spectrum (assuming $T = 100 \text{ ms}$) for two models with $B_{\text{pole}} = 8.8 \times 10^{15} \text{ G}$ and $B_{\text{pole}} = 1.8 \times 10^{16} \text{ G}$ respectively. Finally, we also plot the root of the noise power spectral density, $\sqrt{|S_h(f)|}$, as a function of frequency for the LIGO, AdvLIGO and ET detectors [23].

The amplitude signal-to-noise ratio, defined by $\sqrt{T} |\tilde{h}(f)| / |S_h(f)|^{1/2}$ can be read off the graph as the ratio between the signal and the noise curve for the respective detector. The main conclusion from this figure is this: *Assuming that a giant flare is associated with a catastrophic large-scale rearrangement of the core magnetic field, the gravitational wave signal associated with f -modes are not observable with present or near-future gravitational wave ob-*

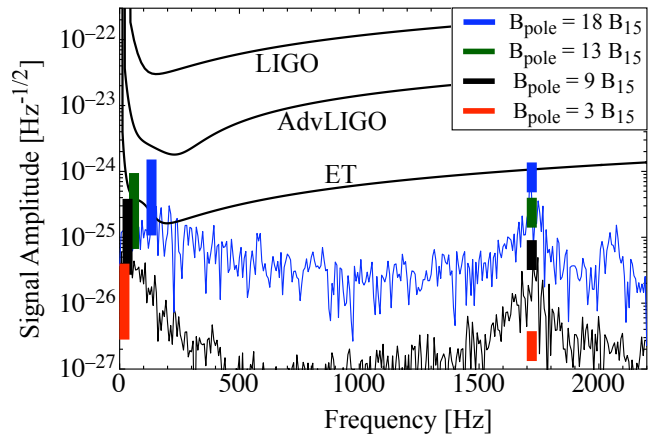


Figure 3: Signal amplitude $\sqrt{T} |\tilde{h}(f)|$ against the oscillation frequency. The colored boxes on the right represent the maximum for the f -mode assuming a constant periodic source lasting between 50 and 200 ms. The colored boxes on the left represent the maximum mode seen in the Fourier transform for any given frequency below the f -mode frequency assuming a constant periodic source lasting between 10 ms and 1 s. These scale with \sqrt{T} , implying one can easily extrapolate to alternative values of the damping time. We have further plotted the entire spectrum (assuming a damping time of $T = 100 \text{ ms}$) for both the $B_{\text{pole}} = 1.8 \times 10^{16} \text{ G}$ model (blue line) and the $B_{\text{pole}} = 8.8 \times 10^{15} \text{ G}$ model (black line). The noise power spectral density curves have been taken from the review article of Sathyaprakash and Schutz [23].

servatories.

This statement is in line with the conclusion of [7] concerning the efficiency of the internal mechanism in exciting f -mode radiation. Moreover, it is in contrast with the scenarios presented in [11, 12], which are both based on equilibrium models as opposed to full dynamical simulations. While we cannot exclude that different initial model configurations could produce higher levels of f -mode radiation, we consider it, at present, unlikely that the result will change by many orders of magnitude.

Our results can also be compared with the numerical study of [14] which obtains a much more optimistic prediction than we do, although they investigate the same kind of instability. However, the magnetar model considered by these authors has a very strong surface magnetic field of $6.5 \times 10^{16} \text{ G}$, which is even stronger than the most extreme case we have considered here. Such a high magnetic field strength favors a coupling of Alfvén modes into f -modes because the Alfvén speed approaches the speed of sound. Clearly, the observed soft-gamma repeaters do not fall into this category.

Discussion. We have performed three-dimensional general-relativistic magnetohydrodynamics simulations of neutron stars, inducing large-scale reconfigurations of the internal magnetic field to model gravitational wave emissions from magnetar flares. We have found

power-law relations governing the surface, polar magnetic field strength as a function of the maximal gravitational wave strain (equation 1) and also the energy emitted in gravitational waves (equation 2). We find that the gravitational wave emissions due to f -mode excitations are unlikely to be observed in current or near-future gravitational wave observatories (figure 3).

There are two factors which could modify our above conclusion. The first is that other equations of state and initial magnetic field topologies could be investigated, e.g. those with a dominating toroidal field component. Mixtures of poloidal and toroidal fields in neutron stars may be stable for a range of energy ratios [24] and could indeed represent typical field equilibria. However, there is a possibility that configurations with a strong toroidal component (and comparatively *weak* surface dipole field) could be unstable and lead to higher coupling into the f -modes and consequently stronger gravitational wave luminosities, while still being consistent with SGR spindown rates. Recent studies of hydro-magnetic equilibria in stratified neutron stars [25, 26], however, cast a shadow of doubt over this possibility.

The other factor is the possible low-frequency component of the signal (see also [7, 27]). As discussed above,

we have found indications (but no solid confirmation) of spectral components in the band typically associated with g -modes or Alfvén modes, i.e. below 200 Hz. This is particularly interesting because the detectors are most sensitive in this regime. Moreover, these modes have much longer damping times and are assumed to be part of the post-flare signal. We leave these possibilities for future work.

Acknowledgments

We would like to thank R. Ciolfi, K. Glampedakis, S. Lander and L. Rezzolla for helpful discussions. This work was supported by the SFB/Transregio 7 on “Gravitational Wave Astronomy” by the DFG. Some computations were performed on the Multi-modal Australian ScienceS Imaging and Visualisation Environment MASSIVE (www.massive.org.au) and the GPU nodes on the *nehalem* cluster at the High Performance Computing Center Stuttgart (HLRS). PL is supported by the Alexander von Humboldt Foundation.

-
- [1] S. Mereghetti, *Astron. Astrophys. Rev.* **15**, 225 (2008).
 - [2] J. Abadie, B. P. Abbott, R. Abbott, M. Abernathy, T. Accadia, F. Acernese, C. Adams, R. Adhikari, C. Affeldt, B. Allen, et al., *ApJL* **734**, L35 (2011).
 - [3] C. Thompson and R. C. Duncan, *MNRAS* **275**, 255 (1995).
 - [4] C. Thompson and R. C. Duncan, *ApJ* **561**, 980 (2001).
 - [5] M. Lyutikov, *MNRAS* **367**, 1594 (2006).
 - [6] R. Gill and J. S. Heyl, *MNRAS* **407**, 1926 (2010).
 - [7] Y. Levin and M. van Hoven, *arXiv:1103.0880* (2011).
 - [8] G. L. Israel, T. Belloni, L. Stella, Y. Rephaeli, D. E. Gruber, P. Casella, S. Dall’Osso, N. Rea, M. Persic, and R. E. Rothschild, *ApJL* **628**, L53 (2005).
 - [9] A. Colaiuda and K. D. Kokkotas, *MNRAS* **414**, 3014 (2011).
 - [10] M. Gabler, P. Cerdá Durán, J. A. Font, E. Müller, and N. Stergioulas, *MNRAS* **410**, L37 (2011).
 - [11] K. Ioka, *MNRAS* **327**, 639 (2001).
 - [12] A. Corsi and B. J. Owen, *Phys. Rev. D* **83**, 104014 (2011).
 - [13] P. D. Lasky, B. Zink, K. D. Kokkotas, and K. Glampedakis, *ApJL* **735**, L20 (2011).
 - [14] R. Ciolfi, S. K. Lander, G. M. Manca, and L. Rezzolla, *ApJL* **736**, L6 (2011).
 - [15] URL <http://www.physics.mcgill.ca/~pulsar/magnetar/main.html>.
 - [16] B. Zink, *arXiv:1102.5202* (2011).
 - [17] M. Bocquet, S. Bonazzola, E.ourgoulhon, and J. Novak, *A&A* **301**, 757 (1995).
 - [18] B. Zink, O. Korobkin, E. Schnetter, and N. Stergioulas, *Phys. Rev. D* **81**, 084055 (2010).
 - [19] O. Korobkin, E. B. Abdikamalov, E. Schnetter, N. Stergioulas, and B. Zink, *Phys. Rev. D* **83**, 043007 (2011).
 - [20] J. Braithwaite, *A&A* **469**, 275 (2007).
 - [21] L. Lindblom and S. L. Detweiler, *ApJSS* **53**, 73 (1983).
 - [22] N. Andersson and K. D. Kokkotas, *MNRAS* **299**, 1059 (1998).
 - [23] B. S. Sathyaprakash and B. F. Schutz, *Liv. Rev. Rel.* **12**, 2 (2009).
 - [24] J. Braithwaite, *MNRAS* **397**, 763 (2009).
 - [25] K. Glampedakis, N. Andersson, and S. K. Lander, *arXiv:1106.6330* (2011).
 - [26] S. K. Lander, N. Andersson, and K. Glampedakis, *arXiv:1106.6322* (2011).
 - [27] K. Kashiya and K. Ioka, *Phys. Rev. D* **83**, 081302 (2011).