

## The optical/UV excess of isolated neutron stars in the RCS model

H. Tong<sup>1</sup>, R. X. Xu<sup>2</sup> and L. M. Song<sup>1</sup>

<sup>1</sup> Institute of High Energy Physics, Chinese Academy of Sciences, Beijing, China;  
[haotong@ihep.ac.cn](mailto:haotong@ihep.ac.cn)

<sup>2</sup> School of Physics and State Key Laboratory of Nuclear Physics and Technology, Peking University, Beijing, China

Received [year] [month] [day]; accepted [year] [month] [day]

**Abstract** The X-ray dim isolated neutron stars (XDINSs) are peculiar pulsar-like objects, characterized by their very well Planck-like spectrum. In studying their spectral energy distributions, the optical/UV excess is a long standing problem. Recently, Kaplan et al. (2011) have measured the optical/UV excess for all seven sources, which is understandable in the resonant cyclotron scattering (RCS) model previously addressed. The RCS model calculations show that the RCS process can account for the observed optical/UV excess for most sources. The flat spectrum of RX J2143.0+0654 may due to contribution from bremsstrahlung emission of the electron system in addition to the RCS process.

**Key words:** pulsars: individual: (RX J0420.0-5022, RX J0720.4-3125, RX J0806.4-4123, RX J1308.6+2127, RX J1605.3+3249, RX J1856.5-3754, RX J2143.0+0654), scattering, stars: neutron

### 1 INTRODUCTION

The seven X-ray dim isolated neutron stars (XDINSs) are puzzling pulsar-like compact stars. They are characterized by their very well Planck-like spectrum, and then they are good specimen for neutron star cooling, atmospheric and equation of state studies (Tong et al. 2007,2008; review Turolla 2009). Additionally, these sources may also have some relations with other classes of pulsar-like objects, e.g., magnetars and rotating radio transients, etc (Tong et al. 2010).

The spectral energy distributions of XDINSs show that their optical and UV emissions are above the extrapolation of the X-ray blackbodies, i.e., optical/UV excess. This excess of XDINSs is a long standing problem which may be related to the equation of state of neutron stars (Xu 2002, 2009). Previously, only two sources (RX J1856.5-3754 and RX J0720.4-3125) have both optical and UV data (van Kerkwijk & Kaplan 2007). Recently, Kaplan et al. (2011) have presented results of the optical and UV emission for all seven sources. They also find that the source RX J2143.0+0654 has a very flat spectrum ( $F_\nu \propto \nu^\alpha$ ,  $\alpha \sim 0.5$ ). This new observation requires updated modeling of existing theoretical models.

Tong et al. (2010) have considered the resonant cyclotron scattering (RCS) in pulsar magnetospheres as the origin of optical/UV excess in XDINSs, i.e., the RCS model. This model can explain the observations of RX J1856.5-3754 and RX J0720.4-3125 (Tong et al. 2010). Considering the recent observational progress, we apply the RCS model to all seven XDINSs in this paper.

Section 2 is summary of the RCS model. Section 3 is its application to XDINSs. Discussions and conclusions are presented in section 4.

## 2 THE RCS MODEL: A SUMMARY

Tong et al. (2010) have considered the RCS model for the origin of optical/UV excess in XDINSs. It has the following three key points.

1. In analogy with magnetospheric study of magnetars and rotating radio transients, also similar to the “electron blanket” of neutron stars (Ruderman 2003), there may also be a dense electron system in closed field line regions of XDINSs. We call it the “pulsar inner radiation belt” (since it is not far away from the central star), in comparison with the “pulsar radiation belt” proposed by Luo & Melrose (2007) (It may be called the “pulsar outer radiation belt”, since it is near the light cylinder far away from the central star).
2. The scatterings between surface X-ray photons and the electron system are modeled three dimensionally using the Kompaneets equation method. Numerical calculations show that there exist both down scattering and up scattering of the RCS process. The existence of down scattering of RCS process is crucial for its application to XDINSs.
3. The application of down scattering of RCS process to XDINSs can explain the optical/UV excess problem.

The Kompaneets equation (photon diffusion equation) for RCS process is (Tong et al. 2010):

$$\left(\frac{\partial n}{\partial t}\right)_{\text{RCS}} = \frac{kT_e}{m_e c^2} \frac{1}{x^2} \frac{\partial}{\partial x} \left\{ x^4 \frac{\tau_{\text{RCS}}}{r_1 - r_2} c g_\theta \left[ \frac{\partial n}{\partial x} + n(1 + n) \right] \right\}. \quad (1)$$

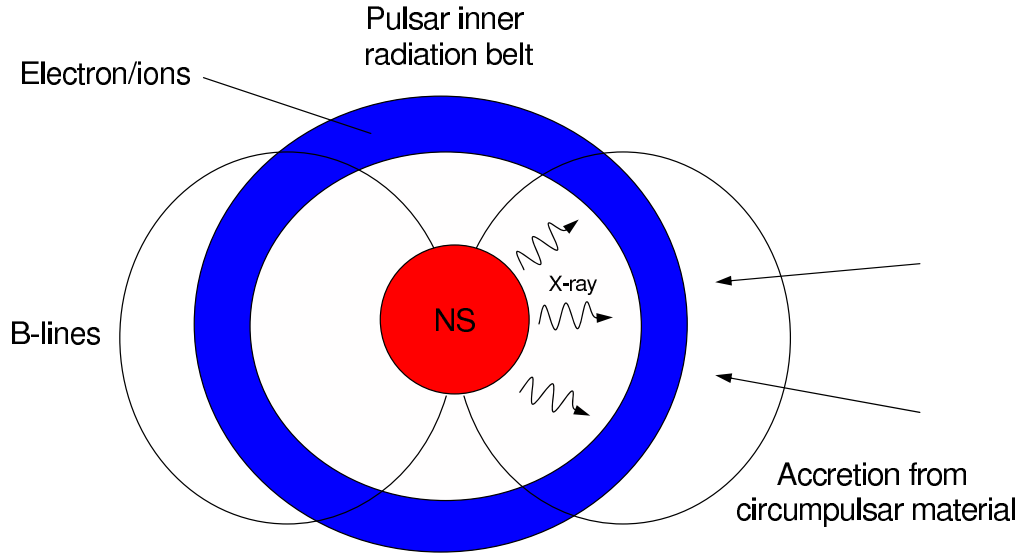
Here,  $n$  is the photon occupation number, its evolution with time (which corresponds to changes in photon spectra) is determined by the right hand side of equation (1).  $x$  is the dimensionless photon frequency in units of electron temperature,  $\tau_{\text{RCS}}$  is the RCS optical depth. In order to calculation the RCS modified blackbody spectrum, four input parameters are needed: the neutron star surface temperature, the temperature and density of the electron system, and a normalization constant.

A sketch of the RCS model is given in figure 1. For photons in a certain frequency range, e.g., from optical to soft X-ray, only electrons in a specific radius range will contribute to the RCS process. The electron system may extend to much larger radius, however the electrons there will not contribute to the RCS process (Tong et al. 2010). On the other hand, the electrons will radiate thermal bremsstrahlung emission, which indeed depends on the radial extension of the electron system. The inclusion of thermal bremsstrahlung process in addition to the RCS process will result in a flat optical spectrum.

## 3 APPLICATION OF THE RCS MODEL TO X-RAY DIM ISOLATED NEUTRON STARS

The application of RCS model to RX J1856.5-3754 is shown in figure 2. For the other six sources the model calculations are shown in figure 3. The input parameters of RCS model is given is table 1. The neutron star surface temperature  $T_x$  is taken as the temperature of the X-ray blackbody component (from table 2 in Kaplan et al. 2011) and is kept fixed during the fitting process. The normalization is the radius of the radiation region over the source distance. For example, for RX J1856.5-3754,  $R/d = 10/0.16(\text{km}/\text{kpc})$ . It means that for a source distance 0.16 kpc the radius of the radiation region is 10 km. All distance data are from table 4 in Kaplan & van Kerkwijk (2009). The electron temperature  $T_e$  is about  $0.5 T_x$  or lower. The electron number density  $N_e$  is around  $1.5 \times 10^{12} \text{ cm}^{-3}$ . The neutral hydrogen column density  $N_{\text{H,rCS}}$  is one and a half or two times that of blackbody fit to the X-ray data, i.e., a bit higher. Considering that for all seven XDINSs, their surface magnetic field, surface temperature, radiation region, X-ray luminosity, and distance are all similar to each other (Kaplan & van Kerkwijk 2009). Meanwhile, they all have an optical/UV excess of order ten etc (Kaplan et al. 2011). Hence, these seven sources are similar to each other observationally. As a consequence of this, the RCS model parameters for these sources are also similar to each other.

The two sources RX J1605.3+3429 and RX J2143.0+0654 have flat optical/UV spectra (especially for RX J2143.0+0654). For most sources, a power law fit to the optical/UV data gives  $F_\nu \propto \nu^\alpha$ , with  $\alpha \sim 2$  implying a thermal origin. While for RX J2143.0+0654,  $\alpha \sim 0.5$  (table 5 in Kaplan et al.



**Fig. 1** Sketch of the RCS model. The surface X-ray photons will be scattered when passing through the neutron star magnetosphere. In reality, the radiation belt can only exist in closed field line regions. For XDINSs, whose spin period is relatively long  $\sim 10$  sec, the open field line regions are very small. Therefore, the net result will be a shell of electrons surrounding the central star. The electron system may be the result of accretion from circumpulsar material (Luo & Melrose 2007).

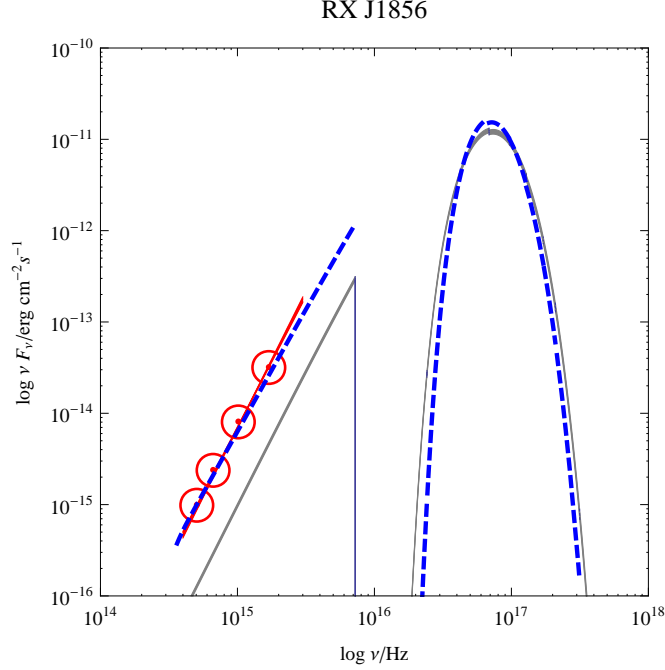
2011). The flat spectrum of RX J2143.0+0654 indicates that nonthermal processes are involved in its optical/UV radiation. Noting that the bremsstrahlung emission has a flat spectrum, we propose that the flat spectrum of RX J2143.0+0654 may due to thermal bremsstrahlung emission of the electron system in addition to the RCS process.

From table 1, the temperature and density of the electron system are known. Once its radial extension is given, we can calculate its bremsstrahlung flux at earth (chapter 5 in Rybicki & Lightman 1979). The outer radius of the electron system  $r_{\text{out}}$  determines the relative importance of the bremsstrahlung component. For RX J1605.3+3429 and RX J2143.0+0654,  $r_{\text{out}}$  is determined in order to obtain a flat spectrum. For the rest five sources, no bremsstrahlung component is needed. Therefore, an upper bound on  $r_{\text{out}}$  is given. The rotation periods of XDINSs are about 10 sec. Therefore, the radial extension of the electron system is at most five percent of the light cylinder radius, i.e., near the central star. This is consistent with the scenario presented in figure 1.

#### 4 DISCUSSIONS AND CONCLUSIONS

In the discussion section of Kaplan et al. (2011), they also mentioned the RCS process, which they refer to the paper of Lyutikov & Gavriil (2006). However, as pointed in Tong et al. (2010), the one dimensionally treatment of RCS process of Lyutikov & Gavriil (2006) can only result in up scattering. While the optical/UV excess of XDINSs is of “soft excess” in nature, which requires down scattering process. This is the reason that Tong et al. (2010) modeled the RCS process three dimensionally and employed the Kompaneets equation method.

The RCS model can explain the spectral energy distributions of XDINSs in a wide parameter space. Meanwhile, since the surface X-ray photons are scattered by a shell of electrons, this will result in a low pulsation amplitude naturally. The X-ray spectra are Planck-like with no high energy tails. This may



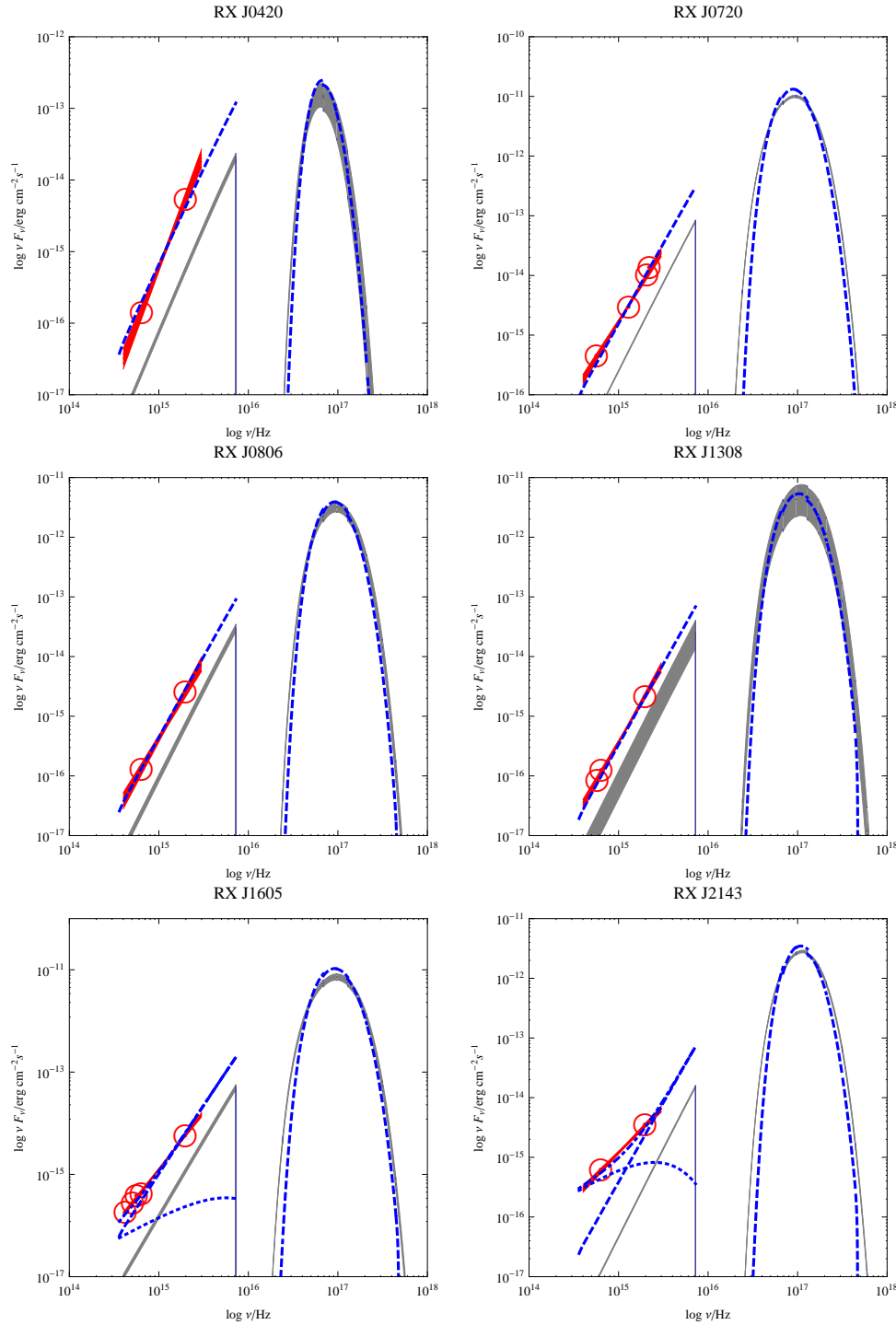
**Fig. 2** Spectral energy distributions of RX J1856.5-3754 and RCS model calculations. The grey region is the X-ray blackbody and its extrapolation to the optical and UV range, including  $1-\sigma$  uncertainties, from table 2 in Kaplan et al. (2011). The red region is the power law fit to the optical and UV data, including  $1-\sigma$  uncertainties, from table 5 in Kaplan et al. (2011). The red circles are observational data points, only central values are included, from figure 3 in Kaplan et al. (2011). The gap between optical/UV and X-ray is due to neutral hydrogen absorption. The dashed line is RCS model calculation (Tong et al. 2010).

**Table 1** Input Parameters of the RCS Model. Column one to seven are source name, neutron star surface temperature, normalization, electron temperature, electron density, neutral hydrogen column density, and outer radius of the electron system, respectively. See text for details.

Source	$T_x$ (eV)	R/d (km/kpc)	$T_e$ (eV)	$N_e$ ( $10^{12} \text{ cm}^{-3}$ )	$N_{\text{H,rCS}}$ ( $10^{20} \text{ cm}^{-2}$ )	$r_{\text{out}}$ ( $10^9 \text{ cm}$ )
J0420	45.0	9/0.345	22.5	2.0	3.0	< 1.2
J0720	88.4	9/0.36	35.4	1.6	2.1	< 2.2
J0806	87.2	3.5/0.25	43.6	1.6	2.6	< 1.2
J1308	102	5.5/0.5	51	1.4	2.7	< 1.8
J1605	92.6	7.5/0.39	23.2	1.8	2.0	1.2
J1856	63.5	10/0.16	25.4	1.8	1.7	< 1.5
J2143	104	4.5/0.43	10.4	1.5	4.6	2.2

imply that XDINSs are possibly quark stars (Xu 2002,2009). At the same time, the possible features may be proton cyclotron lines or electron cyclotron lines far in the magnetosphere (Turolla 2009).

From figure 3 in Kaplan et al. (2011) we see that for RX J2143.0+0654 we have only two data points at present. Future more optical and UV data will tell us whether its spectrum is really so flat or not. Moreover, with more data points we can know whether there is curvature in the optical/UV



**Fig. 3** Calculations for RX J0420.0-5022, RX J0720.4-3125, RX J0806.4-4123, RX J1308.6+2127, RX J1605.3+3249 and RX J2143.0+0654. The same as figure 2. All observational data are from Kaplan et al. (2011). The dashed line is the RCS model calculation (Tong et al. 2010). The dotted line is the contribution from electron thermal bremsstrahlung. The dot-dashed line is the sum of bremsstrahlung and RCS component. The bremsstrahlung component is needed only in the case of RX J1605.3+3249 and RX J2143.0+0654.

spectrum and whether there are more spectra components in addition to the power law component. The electron thermal bremsstrahlung component has a flat spectrum in the IR/optical range. At  $8\ \mu\text{m}$ , the bremsstrahlung flux is about  $0.1\ \mu\text{Jy}$ , far lower than that of AXP 4U 0142+61 ( $50\ \mu\text{Jy}$ , Wang et al. 2006). Therefore in order to verify whether the flat spectrum of RX J2143.0+0654 is due to thermal bremsstrahlung process, more optical and UV data are required.

The electron system will be cooled down via the bremsstrahlung process (possibly also via free-bound transitions, i.e., recombination process). Therefore, the central star has to continually heat the electron system and ionize it. This is similar to the ‘‘Stromgren sphere’’ around early-type stars (chapter 5 in Dyson & Williams 1980). The size of the ionized region is  $(3S/4\pi N_e^2 \beta_2)^{1/3}$  (eq. (5.15) in Dyson & Williams 1980), where  $S$  is the ionizing photon number flux of the central star,  $N_e$  is the electron number density (assuming fully ionized hydrogen plasma),  $\beta_2$  is the recombination coefficient. Similar calculations show that the size of the ionized region is  $\sim 10^{10}$  cm, to order of magnitude consistent with the outer radius used in table 1.

## ACKNOWLEDGMENTS

This work is supported by the National Natural Science Foundation of China (Grant Nos. 10935001, 10973002), the National Basic Research Program of China (Grant No. 2009CB824800), and the John Templeton Foundation.

## References

- Dyson, J. E., Williams, D. A. 1980, *Physics of the interstellar medium*, Manchester University Press, Manchester
- Kaplan, D. L., van Kerkwijk, M. H. 2009, *ApJ*, 705, 798
- Kaplan, D. L., Kamble, A., van Kerkwijk, M. H., Ho, W. C. G. 2011, arXiv:1105.4178, *ApJ* in press
- Luo, Q., Melrose, D. 2007, *MNRAS*, 378, 1481
- Lyutikov, M., Gavriil, F. P. 2006, *MNRAS*, 368, 690
- Ruderman, M. 2003, arXiv: astro-ph/0310777
- Rybicki, G. B., Lightman, A. P. 1979, *Radiative process in astrophysics*, John Wiley & Sons, New York
- Tong, H., Peng, Q. H. 2007, *ChJAA*, 7, 809
- Tong, H., Peng, Q. H., Bai, H. 2008, *ChJAA*, 8, 269
- Tong, H., Xu, R. X., Peng, Q. H., Song, L. M. 2010, *RAA*, 10, 553
- Turolla, R. 2009, in *Neutron stars and pulsars*, *Astrophysics and Space Science Library*, 357, 141
- van Kerkwijk, M. H., Kaplan, D. L. 2007, *ApSS*, 308, 191
- Wang, Z. X., Chakrabarty, D., Kaplan, D. L. 2006, *Nature*, 440, 772
- Xu, R. X. 2002, *ApJ*, 570, L65
- Xu, R. X. 2009, *J.Phys.G: Nucl. Part. Phys.*, 36, 064010