

THE RECENT RESULTS OF THE SOLAR NEUTRINO MEASUREMENT IN BOREXINO

Y.KOSHIO on behalf of Borexino Collaboration :

G. Bellini, J. Benziger, D. Bick, S. Bonetti, M. Buizza Avanzini,
 B. Caccianiga, L. Cadonati, F. Calaprice, C. Carraro, P. Cavalcante,
 A. Chavarria, D. D'Angelo, S. Davini, A. Derbin, A. Etenko,
 F. von Feilitzsch, K. Fomenko, D. Franco, C. Galbiati, C. Ghiano,
 M. Giammarchi, M. Goger-Neff, A. Goretti, L. Grandi, E. Guardincerri,
 S. Hardy, Aldo Ianni, Andrea Ianni, V. Kobychiev, D. Korablev, G. Korga,
 Y. Koshio, D. Krym, T. Lewke, B. Loer, F. Lombardi, L. Ludhova, I. Machulin,
 W. Maneschg, G. Manuzio, Q. Meindl, E. Meroni, L. Miramonti, M. Misiaszek,
 D. Montanari, P. Mosteiro, V. Muratova, L. Oberauer, M. Obolensky,
 M. Pallavicini, L. Papp, L. Perasso, S. Perasso, A. Pocar, R.S. Raghavan,
 G. Ranucci, A. Razeto, A. Re, A. Romani, A. Sabelnikov, R. Saldanha,
 C. Salvo, S. Schonert, H. Simgen, M. Skorokhvatov, O. Smirnov,
 A. Sotnikov, S. Sukhotin, Y. Suvorov, R. Tartaglia, G. Testera,
 D. Vignaud, R.B. Vogelaar, J. Winter, M. Wojcik, A. Wright, M. Wurm, J. Xu,
 O. Zaimidoroga, S. Zavatarelli, and G. Zuzel
*Laboratori Nazionali del Gran Sasso, INFN,
 S.S. 17 BIS km. 18.910, 67010 Assergi L'Aquila, Italy
 koshio@lngs.infn.it*

The recent released results of 153.62 ton-year exposure of solar neutrino data in Borexino are here discussed. Borexino is a multi-purpose detector with large volume liquid scintillator, located in the underground halls of the Laboratori Nazionali del Gran Sasso in Italy. The experiment is running since 2007. The first realtime ${}^7\text{Be}$ solar neutrino measurement has been released in 2008. Thanks to the precise detector calibration in 2009, the ${}^7\text{Be}$ flux measurement has been reached with an accuracy better than 5%. The result related to the day/night effect in the ${}^7\text{Be}$ energy region is also discussed. These results validate the MSW-LMA model for solar neutrino oscillation.

1 Introduction

The next nuclear fusion reaction in main sequence stars like the Sun is the following:

$$4p \rightarrow \alpha + 2e^+ + 2\nu_e + 26.73\text{MeV}. \quad (1)$$

Neutrinos, generated in the Sun core reach the surface of the Sun almost immediately ($\sim 2\text{sec}$) unlike other particles. Therefore, the solar neutrino measurements directly bring information about the current status of the center of the Sun. The neutrino generation is realized through the pp-chains and CNO cycle. The model of the Sun including these reactions is called the 'Standard Solar Model' (SSM)¹, and predicts the solar neutrino flux and spectra good accuracy. Fig. 1 shows the predicted spectra and observable energy region for several experiments. The

advantage of Borexino is the capability to measure Solar neutrinos in elastic scattering, from ~ 0.2 to ~ 20 MeV. The wide energy range allowed to measure in real-time both ^8B and ^7Be neutrinos, and pep, CNO and pp neutrinos are also future targets.

The physics motivation of research in solar neutrinos is twofold. In the neutrino oscillation field, even though the discovery of MSW-LMA scenario for the last decades,^{2 3 4} the survival probability in ν_e was very poor constraint before Borexino. In solar physics, Borexino can help in solving the metallicity controversy between the new solar composition calculation and helioseismology. The present goals of Borexino are the measurements of the precise ^7Be flux, its day-night asymmetry, and finally CNO and pp neutrino observation in future. Other purposes of Borexino are geo-neutrinos⁵ and SuperNova neutrinos.

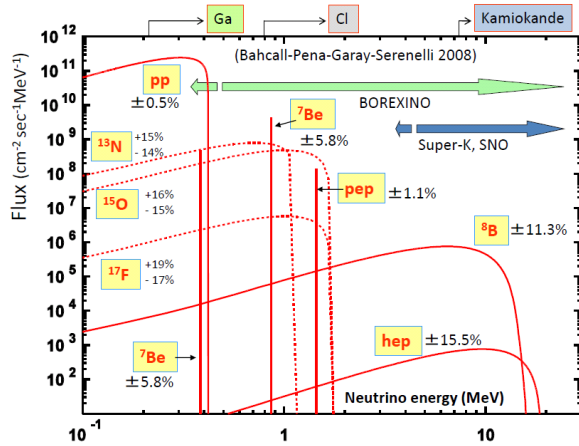


Figure 1: Solar neutrino spectra with sensitive energy region in each experiment.

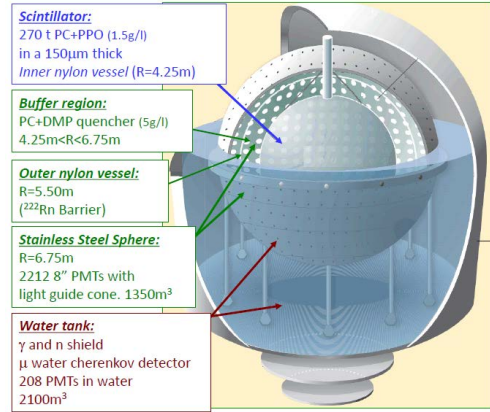


Figure 2: Borexino detector

2 Borexino detector

The Borexino is an ultra-high radiopure large volume liquid scintillator detector, located underground (3500m water equivalent) in Gran Sasso in Italy. The detector is shown in Fig. 2. The inner core scintillator is a target for neutrino detection, and consists of 270 tons of pseudocumene as a solvent doped with 1.5 g/l of PPO as a solute. It is contained in a 4.25m radius of spherical nylon vessel. The scintillation light are detected by 2212 8-inch photomultiplier tubes (PMTs) mounted on a stainless steel sphere (SSS). In order to reduce external γ and neutron backgrounds from PMTs and the rock, the inner scintillator is shielded by 1000 tons of pseudocumene doped with 5.0 g/l of dimethylphthalate (DMP) as a quencher in buffer region, and 2000 tons of pure water outside of SSS. The external water tank is also used to detect the residual cosmic muons crossing the detector by Cherenkov light.

Solar neutrinos are detected via elastic scattering on electrons in liquid scintillator. The advantages of this measurement are high light yield (~ 500 photo electrons/MeV), which realizes low energy threshold ($\sim 250\text{keV}$) and good energy energy resolution ($\sim 5\%/\sqrt{E/(1\text{MeV})}$), and a pulse shape discrimination between α and β is also possible. However, there is no way to distinguish neutrino signal and β like events due to radioactivity, therefore, an extreme radiopurity is required. Thanks to the liquid scintillator purification system the contamination of ^{238}U and ^{232}Th has been removed, reaching a purification level better than the designed value of 10^{-16} g/g, enough to measure not only ^7Be solar neutrino, but also ^8B and potentially pep and CNO. More details are reported in⁶.

The trigger condition for an event is 25 hit PMTs within 99 ns time window. When the

detector is triggered, hit time and charge information in a $16\mu\text{s}$ gate are recorded. Event position is reconstructed by comparing the hit time after the time-of-flight subtraction, with a reference *pdf* curve. Energy is determined by number of hit PMTs or summed their photoelectrons. These qualities were confirmed by several detector calibrations discussed in the next section.

3 Detector calibration

Several internal sources of calibration were inserted in the detector in 2009, aimed to reduce systematic uncertainties, and to tune the reconstruction algorithm and Monte Carlo simulation. In the previous result⁷, energy and position calibrations relied on internal contaminants such as ^{14}C , ^{222}Rn . The correspondent systematic error on the ^7Be solar neutrino flux was at the level of 6% for both the fiducial volume and the energy scale. The calibration strategy is based on several sources, alphas, betas, gammas, and neutrons, at different energies, and in hundreds of insertion positions. In order to avoid additional background contaminations into the detector, the source vials were carefully developed. We use a one inch diameter of quartz sphere for filling radioactive source such as ^{222}Rn loaded scintillator or γ emitters in aqueous solution. This quartz sphere was attached to a set of stainless steel bars with a movable arm which could locate the source in various positions inside the detector. The nominal position of the source was determined independently by a system of 7 CCD cameras, whose precision was less than 2cm.

For studying the position reconstruction, α and β events from ^{222}Rn were used. Comparing the reconstructed position with nominal position in 184 points of data, the inaccuracy on the position is less than 3cm level, which is equivalent to a systematic error of 1.3% for the overall fiducial volume in ^7Be solar neutrino energy region. The energy response was studied with 8 γ sources and Am-Be neutron source, (2.2MeV γ is generated when thermal neutron is captured by proton.) Fig. 3 shows the comparison between calibration data and Monte Carlo at several energies within the energy region in solar neutrino analysis. Thanks to this study, the energy scale uncertainty was determined to be less than 1.5%. The PMT hit timing in Monte Carlo was tuned by α and β events from ^{222}Rn calibration data. After this tuning, the particle identification has good agreement between data and Monte Carlo both α and β .

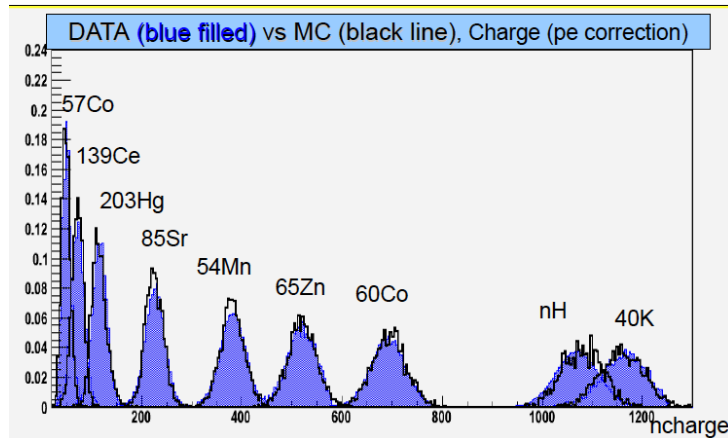


Figure 3: Total photo electron distribution of various γ sources between calibration data and Monte Carlo.

4 Results and implications

4.1 Data analysis

The analyzed data set is 740.66 days taken in the period from May 16, 2007 to May 8, 2010. The following selections have been applied;

1. Muons and their daughters are rejected. The selection of muons is the combination of the inner and outer detector information. The daughters are defined as all events within 300 ms after each muon.
2. A fiducial volume cut was applied to reject the external background events. The reconstructed position must be within a spherical volume of 3m, and also the event position in vertical coordinate must be within ± 1.7 m to remove background near the poles of the nylon vessel.

Finally, the fiducial exposure in this analysis is equivalent to 153.62 ton-year. The left in Fig. 4 shows the spectrum after the above reduction. The remaining peak around 450 keV comes from α events from ^{210}Po . For extraction of the ^7Be solar neutrino signal, the spectral fit was applied assuming all the intrinsic background components such as ^{85}Kr , ^{210}Bi , ^{14}C , ^{11}C . As for the peak related to ^{210}Po events, both fits with and without alpha subtraction were performed.

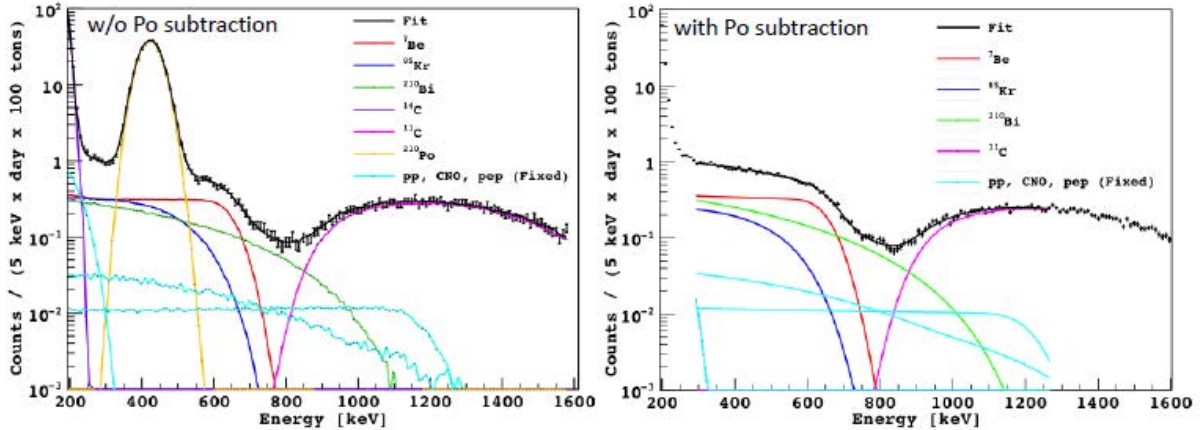


Figure 4: Spectrum after analysis cuts, before(left) and after(right) statistically subtraction of α s from ^{210}Po .

4.2 ^7Be solar neutrino rate

The ^7Be solar neutrino rate was evaluated with the spectral fit in $46.0 \pm 1.5(\text{stat.}) \pm 1.3(\text{sys.})$ counts/day/100ton. Total uncertainty including systematic uncertainty is 4.3%, (the component of systematic error is 2.7%) which is lower than in the previous result: $\sim 12\%$.

Table 1 shows the expected rate with several assumptions both for neutrino oscillation and solar metallicity. Comparing the result to the expected, no oscillation can be rejected in any metallicity hypothesis. Fig. 5 shows the electron neutrino survival probability for the ^7Be and ^8B solar neutrino from the Borexino data. This is the first measurement probing both in the vacuum and in the matter enhanced regimes combined to ^8B solar neutrino flux measurement from the single detector, and the result is good agreement with MSW-LMA scenario.

Oscillation	Metal	Rate
No	High	74 ± 4
No	Low	67 ± 4
MSW-LMA	High	48 ± 4
MSW-LMA	Low	44 ± 4

Table 1: Expected event rate in Borexino (count/day/100ton) from several hypothesis.

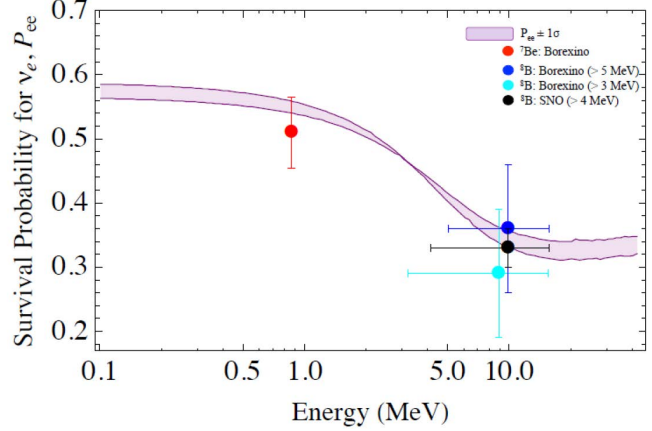


Figure 5: Electron neutrino survival probability of expected under the assumption of MSW-LMA scenario and experimental results.

4.3 Day/Night asymmetry

In the ${}^7\text{Be}$ solar neutrino energy region, the day-night flux difference is sensitive to distinguish between MSW-LMA and MSW-LOW model, because about 20% difference should appear in MSW-LOW region while no effect in MSW-LMA region. Fig. 6 show the spectrum both for day-time(D) and night-time(N), and the energy dependence of its asymmetry which is defined by $(N-D)/((N+D)/2)$. No significant day-night effect was found, and the overall asymmetry is 0.7%. Detailed analysis is now in progress.

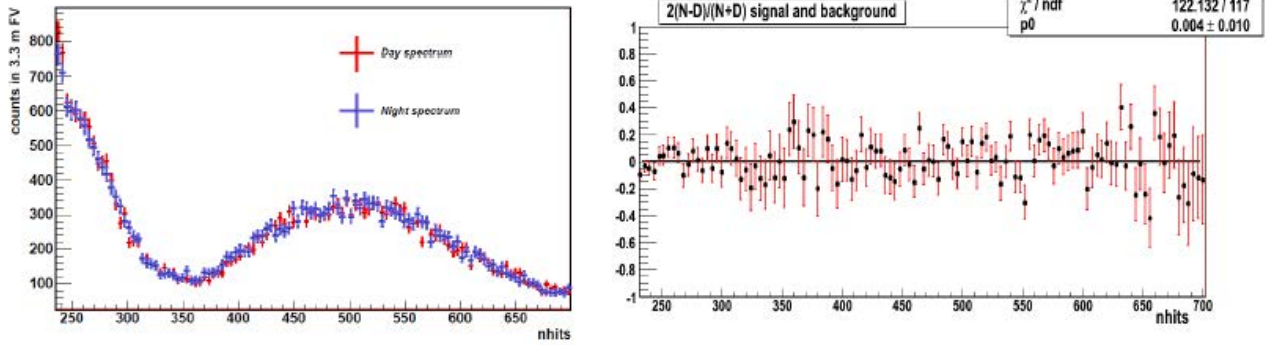


Figure 6: (left) Spectrum in day-time and night-time. (right) Day-night asymmetry as a function of energy.

5 Conclusion and perspective

The Borexino is running since 2007. The calibration with radioactive source was performed in 2009. Increased statistics and calibration lead to a drastic reduction of the overall error. The results of ${}^7\text{Be}$ solar neutrino, its rate and day-night asymmetry, and probing both in the vacuum and in the matter enhanced regimes combined to ${}^8\text{B}$ solar neutrino flux measurement, strongly support an MSW-LMA scenario.

In order to reduce the internal background and observe pep and CNO solar neutrinos in near future, the purification with water extraction is in progress. This measurement will be crucial to distinguish between high and low metallicity in the solar model. The measurement of pp solar neutrinos, which is more than 99% ratio, is also one of important goal for Borexino, since

it promises a complete understanding the solar interior.

References

1. C.Pena-Garay and A.M.Serenelli, arXiv:0811.2424 (2008).
2. J.Hosaka *et al*, Phys.Rev.D73, 112001 (2006).
3. Q.R.Ahmad *et al*, Phys.Rev.Lett., 89, 011301 (2002).
4. S.Abe *et al*, *Phys. Rev. Lett.* **100**, 221803 (2008).
5. C.Arpesella *et al*, *Phys. Lett. B* **687**, 299 (2010).
6. G.Alimonti *et al*, *Nucl. Instrum. Methods A* **609**, 58 (2009).
7. G.Bellini *et al*, *Phys. Rev. Lett.* **101**, 091302 (2008).
8. G.Bellini *et al*, *Phys. Rev. D* **82**, 033006 (2010).