

η photoproduction on the quasi-free nucleons in the chiral quark model

Xian-Hui Zhong¹ * and Qiang Zhao^{2,3} †

1) Department of Physics, Hunan Normal University,
and Key Laboratory of Low-Dimensional Quantum Structures and
Quantum Control of Ministry of Education, Changsha 410081, P.R. China

2) Institute of High Energy Physics, Chinese Academy of Sciences, Beijing 100049, P.R. China and

3) Theoretical Physics Center for Science Facilities,
Chinese Academy of Sciences, Beijing 100049, P.R. China

A chiral quark-model approach is adopted to study the η photoproduction off the quasi-free neutron and proton from a deuteron target. Good descriptions of the differential cross sections, total cross sections and beam asymmetries for these two processes are obtained in the low energy region. For $\gamma p \rightarrow \eta p$, the dominant resonances are $S_{11}(1535)$, $S_{11}(1650)$, $D_{13}(1520)$, $D_{13}(1700)$ and $P_{13}(1720)$. While for the $\gamma n \rightarrow \eta n$ process, the dominant resonances are $S_{11}(1535)$, $S_{11}(1650)$, $D_{13}(1520)$, $D_{15}(1675)$ and $P_{13}(1720)$. Furthermore, the u channel backgrounds have significant contributions to the η photoproduction processes. The configuration mixings in the $S_{11}(1535, 1650)$ and $D_{13}(1520, 1700)$ can be extracted, i.e. $\theta_S \simeq 26^\circ$ and $\theta_D \simeq 21^\circ$. It shows that the narrow bump-like structure around $W = 1.68$ GeV observed in $\gamma n \rightarrow \eta n$ can be naturally explained by the constructive interferences between $S_{11}(1535)$ and $S_{11}(1650)$. In contrast, the destructive interference between $S_{11}(1535)$ and $S_{11}(1650)$ produces the shallow dip around $W = 1.67$ GeV in $\gamma p \rightarrow \eta p$. The S wave interfering behaviors in the proton and neutron reactions are correlated with each other in the quark model framework, and no new exotic nucleon resonances are needed in these two reactions.

PACS numbers: 13.60.Le, 14.20.Gk, 12.39.Jh, 12.39.Fe

I. INTRODUCTION

Understanding of the baryon spectrum and the search for the missing nucleon resonances and new exotic states are hot topics of nuclear physics [1]. Photoproduction of mesons is an ideal tool for the study of nucleon resonances in experiment [2]. Recently, a bump structure around $W = 1.68$ GeV was observed in the excitation function of η production off quasi-free neutrons by Ref. [3], which was considered as an evidence for a narrow resonance. To further understand the “anomalous” peak around $W = 1.68$ GeV, the measurement of the polarized beam asymmetry in η photoproduction on the neutron is also carried out by the GRAAL Collaboration [4]. The bump-like structure observed in $\gamma n \rightarrow \eta n$ stimulates great interests of other experimental collaborations. The CBELSA/TAPS measured the quasi-free photoproduction of η mesons off nucleons bound in the deuteron [5], and found that there was a pronounced bump-like structure at $W \simeq 1.68$ GeV in the excitation function for η production off the neutron. This structure was absent in $\gamma p \rightarrow \eta p$. This structure was also confirmed in the η production off the neutron by the LNS [6] and Crystal Ball/TAPS [7]. Very recently, the quasi-free Compton scattering on the neutron was measured. The data reveals a narrow peak at $W \simeq 1.68$ GeV as well, which is considered as evidence for a narrow structure in the $\gamma n \rightarrow \eta n$ in association with the photoproduction

data [8].

Explanations for the bump structure around $W \simeq 1.68$ GeV have been proposed in the literature. One proposal [9–13] is that the narrow structure might correspond to the antidecuplet of pentaquark states. The other possibility is that the narrow structure around $W \simeq 1.68$ GeV is due to the interferences of some well known nucleon resonances. For example, Klempt *et al.* predict that the narrow structure can be naturally interpreted by interferences between the $S_{11}(1535)$ and $S_{11}(1650)$ [14]. Similar conclusions are obtained by Shyam and Scholten within a coupled-channels K-matrix approach, where the bump structure at $W \simeq 1.68$ GeV is attributed to the interfering effects of $S_{11}(1535)$, $S_{11}(1650)$, $P_{11}(1710)$ and $P_{13}(1710)$ [15]. In contrast, Shklyar *et al.* suggest that the narrow structure can be explained in terms of coupled-channel effects due to $S_{11}(1650)$ and $P_{11}(1710)$ resonance excitations [16].

It is also interesting to ask why the bump structure has not been observed in $\gamma p \rightarrow \eta p$ if it indeed corresponds to a genuine resonance. Kuznetsov *et al.* presented their new data of the beam asymmetry for η photoproduction on free protons, which may revealed a structure [17]. However, it is questionable to explain this structure as an evidence of a narrow resonance according to the partial wave analysis [14]. Very recently the MAMI-C Collaboration reported their new observations on $\gamma p \rightarrow \eta p$. A shallow dip near $W = 1.68$ GeV in the total cross section is found to be caused by a substantial dip in η production at forward angles [18]. It is wondered whether the dip structure is in connection with the observed narrow structure in the neutron reaction. To have a better understanding of these questions, a combined study of the

*E-mail: zhongxh@ihep.ac.cn

†E-mail: zhaoq@ihep.ac.cn

η production off quasi-free protons and neutrons is urgently needed.

In this work, we present a systemic analysis of experimental observables, such as differential cross sections, total cross sections, and polarized beam asymmetry, for the η photoproduction on the quasi-free nucleons, within a constituent quark model.

In the quark model, an effective chiral Lagrangian is introduced to account for the quark-pseudoscalar-meson coupling. Since the quark-meson coupling is invariant under the chiral transformation, some of the low-energy properties of QCD are retained. The chiral quark model has been well developed and widely applied to meson photoproduction reactions [19–31]. It has several obvious features. One is that only a limited number of parameters will appear in the formalism. In principle, only one parameter is needed for the resonances to be coupled to the pseudoscalar meson in the $SU(6) \otimes O(3)$ symmetric quark model limit. This distinguishes it from hadronic models where each resonance requires one individual coupling constant as a free parameter. Secondly, since all the resonances are treated equivalently at the quark level. Thus, it would have predictive powers to some extent when exposed to experimental data. Information about the resonance structures and form factors can thus be extracted. Meanwhile, insights into the $SU(6) \otimes O(3)$ symmetry breaking can be gained.

In the case of η meson photoproduction off nucleons, the chiral quark model can be applied and transition amplitudes at the tree level can be explicitly calculated. There are interesting differences between $\gamma p \rightarrow \eta p$ and $\gamma n \rightarrow \eta n$. In the γp reactions, contributions from states of representation $[70, {}^4 8]$ will be forbidden by the Moorhouse selection rule [32]. As a consequence, only states of $[56, {}^2 8]$ and $[70, {}^2 8]$ would contribute to the η production. In contrast, all the octet states can contribute to the γn reactions. In another word, more states will be present in the γn reactions. Therefore, by studying the η meson photoproduction on the quasi-free nucleons, we expect that the role played by intermediate baryon resonances can be highlighted.

The paper is organized as follows. In Sec. II, a brief review of the chiral quark model approach is given. The numerical results are presented and discussed in Sec. III. Finally, a summary is given in Sec. IV.

II. FRAMEWORK

In the chiral quark model, the quark-pseudoscalar-meson and electromagnetic couplings at the tree level are described by [30, 31]

$$H_m = \sum_j \frac{1}{f_m} \bar{\psi}_j \gamma_\mu^j \gamma_5^j \psi_j \vec{\tau} \cdot \partial^\mu \vec{\phi}_m, \quad (1)$$

$$H_e = - \sum_j e_j \gamma_\mu^j A^\mu(\mathbf{k}, \mathbf{r}), \quad (2)$$

where ψ_j represents the j -th quark field in a hadron, and f_m is the meson's decay constant. The pseudoscalar-meson octet ϕ_m is written as

$$\phi_m = \begin{pmatrix} \frac{1}{\sqrt{2}}\pi^0 + \frac{1}{\sqrt{6}}\eta & \pi^+ & K^+ \\ \pi^- & -\frac{1}{\sqrt{2}}\pi^0 + \frac{1}{\sqrt{6}}\eta & K^0 \\ K^- & \bar{K}^0 & -\sqrt{\frac{2}{3}}\eta \end{pmatrix}. \quad (3)$$

The s and u channel transition amplitudes are determined by

$$\mathcal{M}_s = \sum_j \langle N_f | H_m | N_j \rangle \langle N_j | \frac{1}{E_i + \omega_\gamma - E_j} H_e | N_i \rangle, \quad (4)$$

$$\mathcal{M}_u = \sum_j \langle N_f | H_e \frac{1}{E_i - \omega_m - E_j} | N_j \rangle \langle N_j | H_m | N_i \rangle, \quad (5)$$

where ω_γ is the energy of the incoming photons. $|N_i\rangle$, $|N_j\rangle$ and $|N_f\rangle$ stand for the initial, intermediate and final states, respectively, and their corresponding energies are E_i , E_j and E_f , which are the eigenvalues of the NRCQM Hamiltonian \hat{H} [33, 34]. The s and u channel transition amplitudes have been worked out in the harmonic oscillator basis in Ref. [30]. The t channel contributions due to vector meson exchange are not considered in this work. If a complete set of resonances are included in the s and u channels, the introduction of t channel contributions might result in double counting [35]. In fact, the t channel vector-meson exchange contribution was found to be negligible at low energy region [31, 36].

In the Chew-Goldberger-Low-Nambu (CGLN) parameterization [37], the transition amplitude can be written with a standard form:

$$\begin{aligned} \mathcal{M} = & if_1 \boldsymbol{\sigma} \cdot \boldsymbol{\epsilon} + f_2 \frac{(\boldsymbol{\sigma} \cdot \mathbf{q}) \boldsymbol{\sigma} \cdot (\mathbf{k} \times \boldsymbol{\epsilon})}{|\mathbf{q}| |\mathbf{k}|} \\ & + if_3 \frac{(\boldsymbol{\sigma} \cdot \mathbf{k})(\mathbf{q} \cdot \boldsymbol{\epsilon})}{|\mathbf{q}| |\mathbf{k}|} + if_4 \frac{(\boldsymbol{\sigma} \cdot \mathbf{q})(\mathbf{q} \cdot \boldsymbol{\epsilon})}{|\mathbf{q}|^2}. \end{aligned} \quad (6)$$

It should be remarked that the amplitudes in terms of the harmonic oscillator principle quantum number n are the sum of a set of $SU(6)$ multiplets with the same n . To see the contributions of individual resonances, we need to separate out the single-resonance-excitation amplitudes within each principle number n in the s -channel. Taking into account the width effects of the resonances, the resonance transition amplitudes of the s -channel can be generally expressed as [30]

$$\mathcal{M}_R^s = \frac{2M_R}{s - M_R^2 + iM_R\Gamma_R} \mathcal{O}_R e^{-(\mathbf{k}^2 + \mathbf{q}^2)/6\alpha^2}, \quad (7)$$

where, \mathcal{O}_R is the separated operators for individual resonances in the s -channel, and has a general structure [30],

$$\begin{aligned} \mathcal{O}_R = & g_R A [f_1^R \boldsymbol{\sigma} \cdot \boldsymbol{\epsilon} + if_2^R (\boldsymbol{\sigma} \cdot \mathbf{q}) \boldsymbol{\sigma} \cdot (\mathbf{k} \times \boldsymbol{\epsilon}) \\ & + f_3^R (\boldsymbol{\sigma} \cdot \mathbf{k})(\mathbf{q} \cdot \boldsymbol{\epsilon}) + f_4^R (\boldsymbol{\sigma} \cdot \mathbf{q})(\mathbf{q} \cdot \boldsymbol{\epsilon})], \end{aligned} \quad (8)$$

where g_R is an isospin factor, A is the meson decay amplitude, and f_i^R ($i = 1, 2, 3, 4$) is proportional to the photon transition amplitude. The detail of extracting \mathcal{O}_R can be found in [30].

Finally, the physical observables, differential cross section and photon beam asymmetry, are given by the following standard expressions [38]:

$$\frac{d\sigma}{d\Omega} = \frac{\alpha_e \alpha_m (E_i + M_N)(E_f + M_N)}{16sM_N^2} \frac{1}{2} \frac{|\mathbf{q}|}{|\mathbf{k}|} \sum_i^4 |H_i|^2, \quad (9)$$

$$\Sigma = 2Re(H_4^* H_1 - H_3^* H_2) / \sum_i^4 |H_i|^2, \quad (10)$$

where the helicity amplitudes H_i can be expressed by the CGLN amplitudes f_i with relations [38]:

$$H_1 = -\frac{1}{\sqrt{2}} \sin \theta \cos \frac{\theta}{2} (f_3 + f_4), \quad (11)$$

$$H_2 = \sqrt{2} \cos \frac{\theta}{2} [(f_2 - f_1) + \sin^2 \frac{\theta}{2} (f_3 - f_4)], \quad (12)$$

$$H_3 = \frac{1}{\sqrt{2}} \sin \theta \sin \frac{\theta}{2} (f_3 - f_4), \quad (13)$$

$$H_4 = \sqrt{2} \sin \frac{\theta}{2} [(f_2 + f_1) + \cos^2 \frac{\theta}{2} (f_3 - f_4)]. \quad (14)$$

In this work, we study the η mesons photoproduction off quasi-free proton and neutron from a deuteron target. The deuteron is at rest in the laboratory system, but the nucleons are not. Thus, the Fermi motion of the quasi-free nucleon should be included. To take into account the Fermi motion, we follow the method of Ref. [14] and fold the cross section for the free nucleon case with the momentum distribution of the nucleon inside the deuteron. This method is also adopted in Ref. [39]. In the calculations, the momentum distribution of the nucleon inside the deuteron is given by the Paris model [40].

III. CALCULATIONS AND ANALYSIS

A. Parameters

In our framework, the resonance transition amplitudes, \mathcal{O}_R , are derived in the $SU(6) \otimes O(3)$ symmetric quark model limit. In reality, the $SU(6) \otimes O(3)$ symmetry is generally broken due to e.g. spin-dependent forces in the quark-quark interaction. As a consequence, configuration mixings would occur, and an analytic solution cannot be achieved. An empirical way [24–27] to accommodate the configuration mixings in the symmetric quark model framework is to introduce a set of coupling strength parameters, C_R , for each resonance amplitude,

$$\mathcal{O}_R \rightarrow C_R \mathcal{O}_R, \quad (15)$$

where C_R can be determined by fitting the experimental observables. In the $SU(6) \otimes O(3)$ symmetry limit, one

finds $C_R = 1$ while deviations of C_R from unity imply the $SU(6) \otimes O(3)$ symmetry breaking. For those two S -wave $1/2^-$ and D -wave $3/2^-$ states, state mixings seem to be inevitable. We explicitly express the transition amplitudes as follows:

$$\mathcal{O}_R \rightarrow C_R^{[70,28]} \mathcal{O}_{[70,28,J]} + C_R^{[70,48]} \mathcal{O}_{[70,48,J]}, \quad (16)$$

where the coefficients $C_R^{[70,28]}$ and $C_R^{[70,48]}$ should contain state mixing information and from which the mixing angles between $S_{11}(1535)$ and $S_{11}(1650)$, and $D_{13}(1520)$ and $D_{13}(1700)$ can be extracted. We list some of the determined C_R values in Tab. I, and will discuss them in details in the later subsections.

To take into account the relativistic effects [22], the commonly applied Lorentz boost factor is introduced in the resonance amplitude for the spatial integrals, which is

$$\mathcal{O}_R(\mathbf{k}, \mathbf{q}) \rightarrow \mathcal{O}_R(\gamma_k \mathbf{k}, \gamma_q \mathbf{q}), \quad (17)$$

where $\gamma_k = M_N/E_i$ and $\gamma_q = M_N/E_f$.

The ηNN coupling is a free parameter in the present calculations and to be determined by the experimental data. In the present work the overall parameter ηNN coupling α_η is set to be the same for both of the processes $\gamma n \rightarrow \eta n$ and $\gamma p \rightarrow \eta p$. Our determined ηNN coupling, $g_{\eta NN} \simeq 2.13$ ($\alpha_\eta \equiv g_{\eta NN}^2/4\pi = 0.36$), is in good agreement with the determinations in Refs. [23, 41–43].

There are another two overall parameters, m_q and α , from the quark model. In the calculation we adopt their standard values in the the quark model,

$$m_q = 330 \text{ MeV}, \quad (18)$$

$$\alpha^2 = 0.16 \text{ GeV}^2. \quad (19)$$

The resonance parameters are listed in Tab. II and most of them agree with the PDG values. The favorable widths of the $S_{11}(1535)$ and $S_{11}(1650)$ are 119 MeV and 105 MeV, respectively, which are slightly smaller than the lower limit of the PDG values [44].

B. $\gamma p \rightarrow \eta p$ with free proton target

The chiral quark model studies of $\gamma p \rightarrow \eta p$ have been carried out in Refs. [23–28]. The improvement of the experimental situations allows one to determine the free parameters introduced in the formulation. In this channel the N^* states of representation $[70,48]$ are prohibited from contribution because of the Moorhouse selection rule [32]. This would significantly reduce the number of s -channel resonances in the reaction in the $SU(6) \otimes O(3)$ symmetry limit. However, the configuration mixing effects would violate this selection rule, and mixings between representations of $[70,28]$ and $[70,48]$ with the same quantum numbers have to be taken into account in order to obtain a good description of the data near threshold.

TABLE I: The strength parameters C_R determined by the experimental data.

parameter	$\gamma n \rightarrow \eta n$	$\gamma p \rightarrow \eta p$
$C_{S_{11}(1535)}^{[70,^2 8]}$	0.85	1.10
$C_{S_{11}(1535)}^{[70,^4 8]}$	1.66	...
$C_{S_{11}(1650)}^{[70,^2 8]}$	-0.14	-0.22
$C_{S_{11}(1650)}^{[70,^4 8]}$	1.29	...
$C_{D_{13}(1520)}^{[70,^2 8]}$	1.21	1.80
$C_{D_{13}(1520)}^{[70,^4 8]}$	0.78	...
$C_{D_{13}(1700)}^{[70,^2 8]}$	0.34	0.50
$C_{D_{13}(1700)}^{[70,^4 8]}$	1.90	...
$C_{D_{15}(1675)}$	1.80	...
$C_{P_{13}(1720)}$	3.00	0.81
$C_{P_{13}(1900)}$	-1.00	-1.00

TABLE II: Breit-Wigner masses M_R (MeV) and widths Γ_R (MeV) for the resonances in the s -channel.

resonance	M_R	Γ_R	M_R (PDG)	Γ_R (PDG)
$S_{11}(1535)$	1520	119	1535 ± 10	150 ± 25
$S_{11}(1650)$	1630	105	1655^{+15}_{-10}	165 ± 20
$D_{13}(1520)$	1525	100	1520 ± 5	115^{+10}_{-15}
$D_{13}(1700)$	1690	110	1700 ± 50	100 ± 50
$D_{15}(1675)$	1675	140	1675 ± 5	150^{+15}_{-20}
$P_{13}(1720)$	1700	167	1720^{+30}_{-20}	200^{+100}_{-50}

To be more specific, the $S_{11}(1535)$ and $S_{11}(1650)$ as mixing states of $|70,^2 8, 1/2^-\rangle$ and $|70,^4 8, 1/2^-\rangle$ can be expressed as follows:

$$\begin{aligned} S_{11}(1535) &= \cos \theta_S |70,^2 8, 1/2^-\rangle - \sin \theta_S |70,^4 8, 1/2^-\rangle, \\ S_{11}(1650) &= \sin \theta_S |70,^2 8, 1/2^-\rangle + \cos \theta_S |70,^4 8, 1/2^-\rangle \end{aligned} \quad (20)$$

where θ_S is the mixing angle. Taking into account that the strong transition ratio $R_S^N \equiv \langle N | H_m | 70,^4 8, 1/2^-\rangle / \langle N | H_m | 70,^2 8, 1/2^-\rangle = -1$, and that the EM transition amplitude $\langle p | H_e | 70,^4 8 \rangle = 0$ in the symmetric quark model due to the Moorhouse selection rule [32], the $S_{11}(1535)$ and $S_{11}(1650)$ transition amplitudes will only involve the term of $[70,^2 8]$ representations defined in Eq. (16), of which the coefficients can be expressed as follows:

$$\begin{aligned} C_{S_{11}(1535)}^{[70,^2 8]} &= \cos \theta_S (\cos \theta_S + \sin \theta_S), \\ C_{S_{11}(1650)}^{[70,^2 8]} &= \sin \theta_S (\sin \theta_S - \cos \theta_S). \end{aligned} \quad (21)$$

By fitting the data for $\gamma p \rightarrow \eta p$ to determine the above coefficients and taking their ratio, one can extract the mixing angle θ_S . In particular, it shows that the data favor $C_{S_{11}(1535)}^{[70,^2 8]} \simeq 1.10$ and $C_{S_{11}(1650)}^{[70,^2 8]} \simeq -0.22$, which leads to $\theta_S \simeq 24^\circ \sim 32^\circ$. This is consistent with the mixing angles determined by the partial decay widths of $S_{11}(1535)$

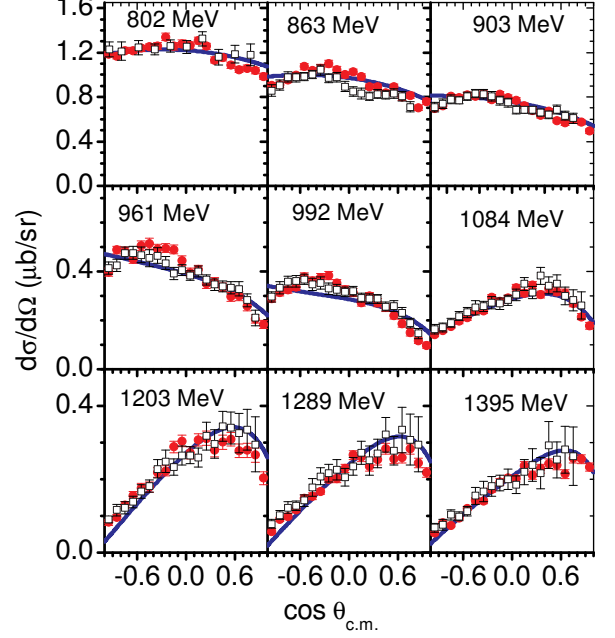


FIG. 1: (Color online) The differential cross sections for the η photoproduction off the free proton at various beam energies. The data are taken from [18] (circles) and [46] (squares).

and $S_{11}(1650) \rightarrow \pi N$ and ηN [45]. In Ref. [48], the relation of Eq. (21) was also obtained. However, the extracted mixing angle $\theta_S = -35^\circ \sim -27^\circ$ appears to have a sign difference from ours. It might be due to a missed sign when extracting the resonance amplitudes. In principle, by applying the chiral effective Lagrangian for the quark-meson interaction, the relative signs among the resonances transition amplitudes can be avoided. More detailed studies of this issue can be found in Ref. [45].

Equation (21) provides a rather general relation for the $[70,^2 8, 1/2^-]$ and $[70,^4 8, 1/2^-]$ mixings in $\gamma p \rightarrow \eta p$. It has also an interesting implication of the mixing angle range in terms of the experimental observations. Since so far the experimental data suggests the dominance of $S_{11}(1535)$ near threshold, the absolute value of $|C_{S_{11}(1535)}^{[70,^2 8]} / C_{S_{11}(1650)}^{[70,^2 8]}| \gg 1$. It should be noted that the positive mixing angle θ_S is consistent with the OPE models [49], $1/N_c$ expansion approach [50], and the 3P_0 pair creation model [51]. The OGE model gives a negative value for the mixing angle which is also natural since in the OGE model the interacting vertex is defined differently [33].

Similarly, the $D_{13}(1520)$ and $D_{13}(1700)$ as mixing states of $|70,^2 8, 3/2^-\rangle$ and $|70,^4 8, 3/2^-\rangle$ are expressed as follows:

$$\begin{aligned} D_{13}(1520) &= \cos \theta_D |70,^2 8, 3/2^-\rangle - \sin \theta_D |70,^4 8, 3/2^-\rangle, \\ D_{13}(1700) &= \sin \theta_D |70,^2 8, 3/2^-\rangle + \cos \theta_D |70,^4 8, 3/2^-\rangle \end{aligned} \quad (22)$$

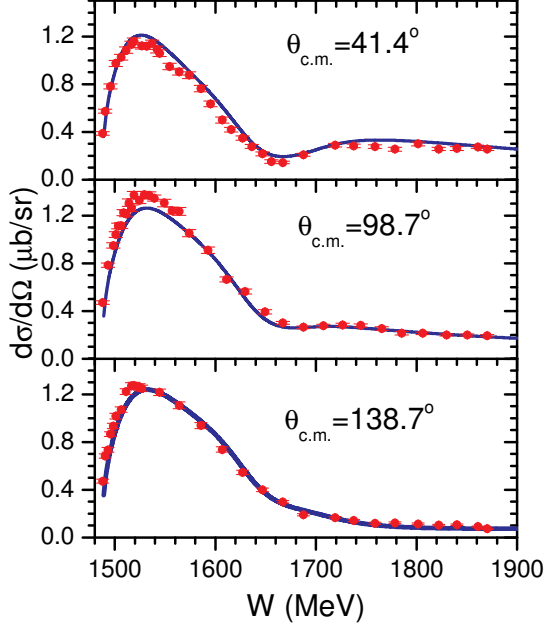


FIG. 2: (Color online) The fixed-angle excitation functions as a function of center mass energy W for the η photoproduction off the free proton. The circles stand for the data from [18].

where θ_D is the mixing angle. The configuration mixing coefficient can be extracted as follows:

$$\begin{aligned} C_{D_{13}(1520)}^{[70,^2 8]} &= R \cos \theta_D (\cos \theta_D - \sin \theta_D / \sqrt{10}), \\ C_{D_{13}(1700)}^{[70,^2 8]} &= R \sin \theta_D (\sin \theta_D + \cos \theta_D / \sqrt{10}), \end{aligned} \quad (23)$$

where the factor $1/\sqrt{10}$ is given by $R_D^N \equiv \langle N | H_m | 70,^4 8, 3/2^- \rangle / \langle N | H_m | 70,^2 8, 3/2^- \rangle = 1/\sqrt{10}$ in the η production. Parameter R is introduced to adjust the overall D -wave strength. In $\gamma p \rightarrow \eta p$ due to the absence of the $\langle p | H_e | 70,^4 8 \rangle = 0$ helicity amplitude at leading order, the amplitude of $\langle p | H_e | 70,^2 8 \rangle$ cannot be well constrained. This amplitude will be cancelled out when taking the ratio of these two D -wave excitation amplitudes. The deviation of R from unity may imply the underestimate of the EM transition amplitudes $\langle p | H_e | 70,^2 8 \rangle$ in the symmetric quark model. In fact, it shows that the $D_{13}(1520)$ helicity coupling $A_{3/2}^p \simeq 0.095 \text{ GeV}^{-1/2}$ is underestimated by about a factor of 1.8 compared with the PDG value [44]. In $\gamma p \rightarrow \eta p$, the data favor $C_{D_{13}(1520)} \simeq 1.80$ and $C_{D_{13}(1700)} \simeq 0.50$, which leads to a mixing angle $\theta_D \simeq 21^\circ$ and $R \simeq 2.4$. The extracted mixing angle is comparable with that extracted from the OPE models [49], $1/N_c$ expansion approach [50], 3P_0 pair creation model [51], and the chiral constituent quark approach [52].

In Figs. 1, 2 and 3, we plot the differential cross sections, fixed-angle excitation functions, and total cross section for the η photoproduction off free protons, where

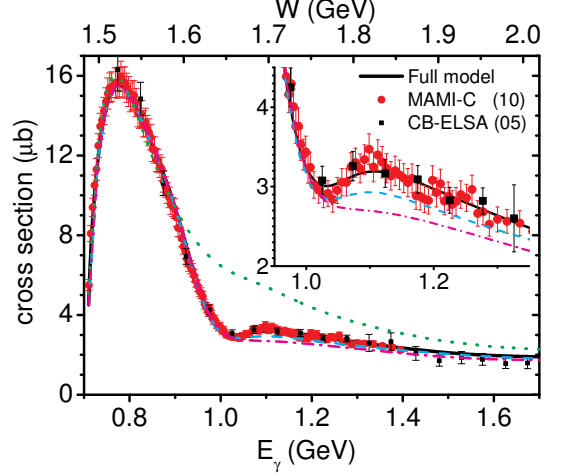


FIG. 3: (Color online) The total cross section for the η photoproduction off the free proton. The circles and squares stand for the data from [18] and [47], respectively. The dotted, dashed, dash-dotted curves are for the results by switching off the contributions from the $S_{11}(1650)$, $P_{13}(1720)$ and $D_{13}(1700)$, respectively.

the model parameters are determined. The amplitudes are then applied to the quasi-free reaction with the deuteron target. This is to show a reasonable control of the model parameters near threshold.

C. $\gamma p \rightarrow \eta p$ with quasi-free proton target

Taking into account the Fermi motion, our predictions for the differential cross sections for the η photoproduction off the quasi-free proton are shown in Fig. 4. It shows that the predictions are in a good agreement with the data from threshold to $E_\gamma \simeq 1.4 \text{ GeV}$. In this energy region, the $S_{11}(1535)$ dominates the reaction, and the $D_{13}(1520)$ is crucial for accounting for the shape deviation from the S wave. The u channel also has effects on the differential cross section. By switching off the amplitudes of $S_{11}(1535)$ (thin solid curves), or $D_{13}(1520)$ (dash-dotted curves), or u channel (dotted curves), we see that the differential cross sections change drastically.

Similar to the free nucleon reaction, the state mixings between $[70,^2 8]$ and $[70,^4 8]$ are important. For the $S_{11}(1535)$ and $S_{11}(1650)$, their mixing angle is fixed in the free nucleon reaction. In this sense, the quasi-free reaction can be treated as a test of the mixing scenario near threshold. The relative destructive interference between $S_{11}(1535)$ and $S_{11}(1650)$ accounts for the sudden change of the angular distributions around $E_\gamma = 1.00 \text{ GeV}$. In this energy region, the dashed curves indicate that without the contributions of $S_{11}(1650)$ the differential cross sections would be enhanced significantly. It should be mentioned that the destructive interference be-

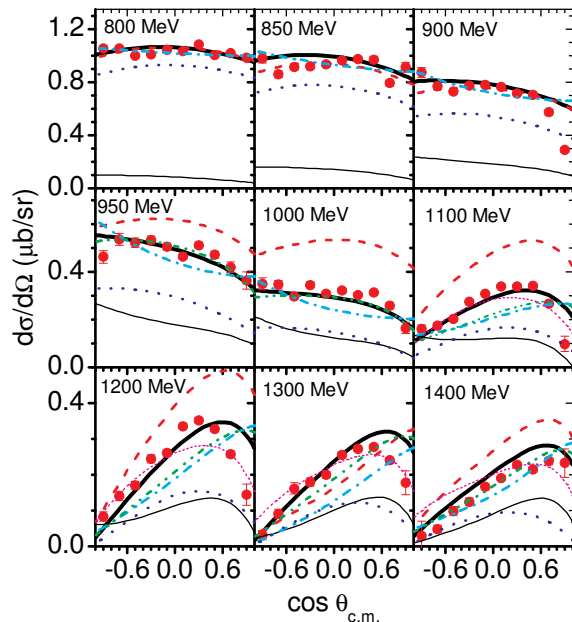


FIG. 4: (Color online) The differential cross sections for the η photoproduction off the quasi-free proton at various beam energies. The data are taken from [5]. The solid curves correspond to the full model result. The thin solid, dashed, dash-dotted, short dashed, dotted curves are for the results by switching off the contributions from $S_{11}(1535)$, $S_{11}(1650)$, $D_{13}(1520)$, $D_{13}(1700)$, $P_{13}(1720)$, u channel, respectively.

tween $S_{11}(1535)$ and $S_{11}(1650)$ also accounts for the dip structure around $W = 1670$ MeV in the $\gamma p \rightarrow \eta p$ excitation function at forward angles observed by MAMI-C Collaboration recently (see Fig. 2).

It can be also recognized that the $D_{13}(1700)$ plays an important role around $E_\gamma = (1.0 \sim 1.1)$ GeV. We find that a sizable strength of $D_{13}(1700)$, i.e. $C_{D_{13}(1700)} = 0.50$, is needed in order to account for the angular distributions. According to our analysis, the $D_{13}(1700)$ is the main contributor to the bump structure around $W = 1.7$ GeV recently observed by MAMI-C Collaboration in the cross section of the η production off free proton (See Fig. 3). It should be pointed out that in the present work we include sizeable contributions from $D_{13}(1700)$ to improve the agreement with the data for the differential cross sections, which is compatible with the suggestion of Nakayama *et al.* [53]. Another possible explanation was discussed within the quark model [24–27], where a new S_{11} with a mass of ~ 1.72 GeV was suggested to be included to improve the descriptions of the differential cross sections.

The P -wave state $P_{13}(1720)$ turns out to have rather small effects on the cross section near threshold, but shows up in the region of $E_\gamma = 1.2 \sim 1.4$ GeV in the forward angle direction shown by the short dashed lines.

Some contributions of $P_{13}(1720)$ in the $\gamma p \rightarrow \eta p$ reaction were also suggested in [15, 26, 53].

The u channel plays an important role in the reactions. The dotted curves show that by turning off the contributions of u channel backgrounds, the cross sections will be underestimated significantly.

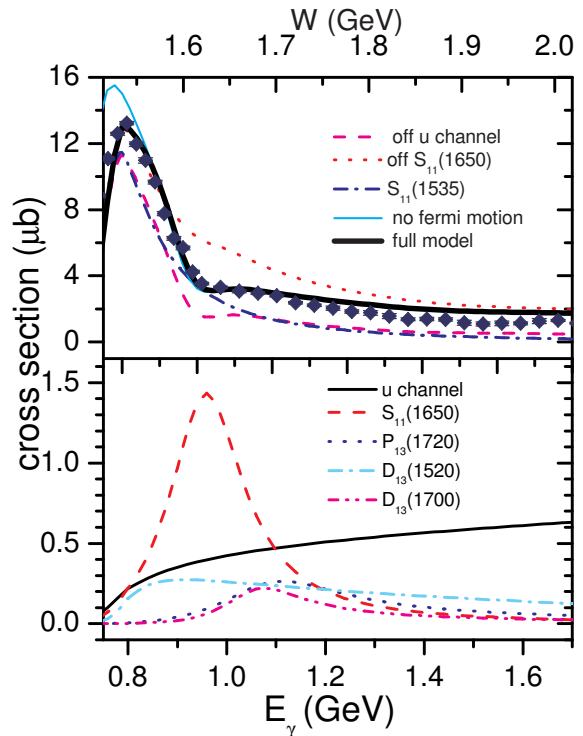


FIG. 5: (Color online) The quasi-free cross section for $\gamma p \rightarrow \eta p$. The data are taken from [5]. In the upper panel the bold solid curve corresponds to the full model result, while the dashed, dotted curves are for the results by switching off the contributions from the u channel and $S_{11}(1650)$, respectively. The partial cross sections for $S_{11}(1535)$, $S_{11}(1650)$, $D_{13}(1520)$, $D_{13}(1700)$, $P_{13}(1720)$, u channel are indicated explicitly by different legends in the figure.

In Fig. 5, the total cross section and the exclusive cross sections of several single resonances are shown. Our results are in good agreement with the data up to $E_\gamma \simeq 1.8$ GeV. The thin line in the upper panel of Fig. 5 denotes the result of no Fermi motion, i.e. the cross section for the free proton reaction in Fig. 3. It shows that the Fermi motion has the most significant corrections around the $S_{11}(1535)$ energy region and becomes negligible in the higher energy region.

Apart from the Fermi motion corrections, the main feature of the η photoproduction off quasi-free protons is similar to the case of free proton reaction. In particular, we still see the dominance of $S_{11}(1535)$ near threshold

and its destructive interference with $S_{11}(1650)$ which accounts for a shallow dip near $E_\gamma \simeq 1.05$ GeV ($W \simeq 1.68$ GeV).

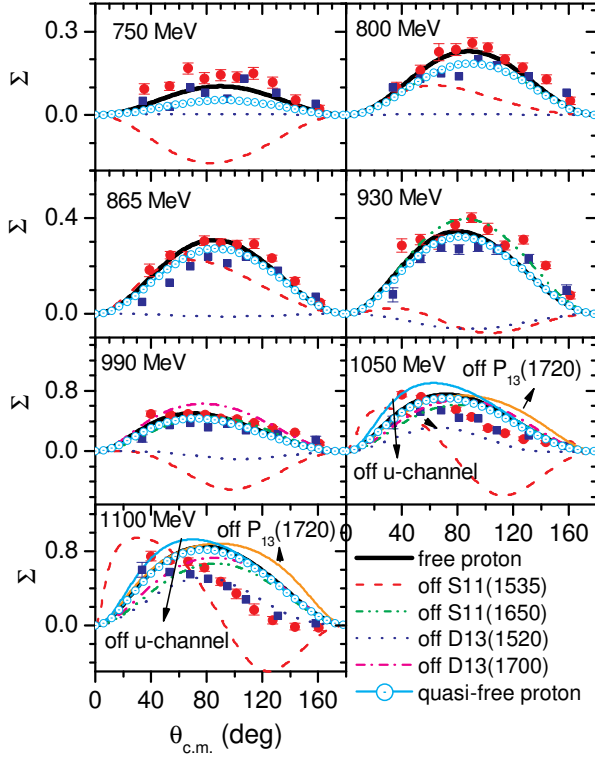


FIG. 6: (Color online) Beam asymmetry Σ in the η photo-production off quasi-free protons as a function of $\theta_{c.m.}$. The solid squares correspond to the quasi-free proton data from Ref. [4], while the solid circles stand for the free proton data from Ref. [46]. The bold solid curves are the full model results. The results by switching off the contributions from the $S_{11}(1535)$, $S_{11}(1650)$, $D_{13}(1520)$, $D_{13}(1700)$, $P_{13}(1720)$, and u channel are indicated explicitly by different legends in the figure.

Polarization observables should be more sensitive to the underlying mechanisms. In Fig. 6, we plot the polarized beam asymmetry for $\gamma p \rightarrow \eta p$ in comparison with the data for both quasi-free (solid circles) and free (open circles) proton reactions. These two sets of data exhibit similarities with each other, which indicate the small effects from the Fermi motion corrections. The theoretical results are able to reproduce the data agreeably up to $E_\gamma \simeq 1.1$ GeV. The discrepancies come up in the higher energy region of $E_\gamma > 1.05$ GeV, where the contributions from higher resonances may become important.

By switching off the single resonance contributions, we can examine their roles in the reaction. It shows that the large asymmetries in the intermediate angle is due to the dominant S -wave interferences with the D -wave.

The interferences of $S_{11}(1535)$ with $D_{13}(1520)$ dominate the beam asymmetry. As shown by the dashed and dotted curves, if we switch off the contributions of $S_{11}(1535)$ and $D_{13}(1520)$, respectively, the asymmetries change drastically. The important roles of $S_{11}(1535)$ and $D_{13}(1520)$ in the beam asymmetry are also suggested in [26, 27, 54, 56].

The contributions of $S_{11}(1650)$, $D_{13}(1700)$, $P_{13}(1720)$ and u channel backgrounds begin to appear in the energy region $E_\gamma > 1.0$ GeV. With the increasing energy the contributions become more and more obvious. The $P_{13}(1720)$ seems to be responsible for the shifting of the maximum to forward angles. If we switch off its contributions, the beam asymmetry will keep an approximate forward-backward symmetry.

In brief, it shows that the configuration mixing effects are important for describing $\gamma p \rightarrow \eta p$ near threshold. The $S_{11}(1535)$ dominates the cross section, and its destructive interference with the $S_{11}(1650)$ naturally accounts for the dip structure around $W \simeq 1.68$ GeV in the total cross section. The D -wave state, i.e. $D_{13}(1520)$, is crucial for accounting for the angular distributions in the differential cross sections and beam asymmetry as found by other analyses [15, 54–57]. Signals for $D_{13}(1700)$, $P_{13}(1720)$ and u -channel contributions are also evident.

D. $\gamma n \rightarrow \eta n$ with quasi-free neutron target

For the $\gamma n \rightarrow \eta n$ process, the Moorhouse selection rule no longer applies. Thus, both the spin-3/2 and spin-1/2 resonances would contribute in the s channel. Apart from the inevitable Fermi motion corrections, another feature with $\gamma n \rightarrow \eta n$ is that the EM interaction only involves neutral hadrons. Therefore, the electric terms would vanish and the leading EM coupling would come from the magnetic terms. As a consequence, the neutron reaction does not share the same resonance strength parameters C_R with the proton reaction, although the strong interaction vertices can be well connected with each other by the isospin symmetry relation. With the same mixing scheme in Eq.(20) we can extract the configuration mixing coefficients for the $S_{11}(1535)$ and $S_{11}(1650)$, which are

$$C_{S_{11}(1535)}^{[70,28]} = R_2^S \cos \theta_S (\cos \theta_S + \sin \theta_S), \quad (24)$$

$$C_{S_{11}(1535)}^{[70,48]} = R_4^S \sin \theta_S (\sin \theta_S + \cos \theta_S), \quad (25)$$

$$C_{S_{11}(1650)}^{[70,28]} = R_2^S \sin \theta_S (\sin \theta_S - \cos \theta_S), \quad (26)$$

$$C_{S_{11}(1650)}^{[70,48]} = R_4^S \cos \theta_S (\cos \theta_S - \sin \theta_S), \quad (27)$$

where R_2^S and R_4^S are introduced to adjust the strength of the partial wave amplitudes of $[70,28,1/2^-]$ and

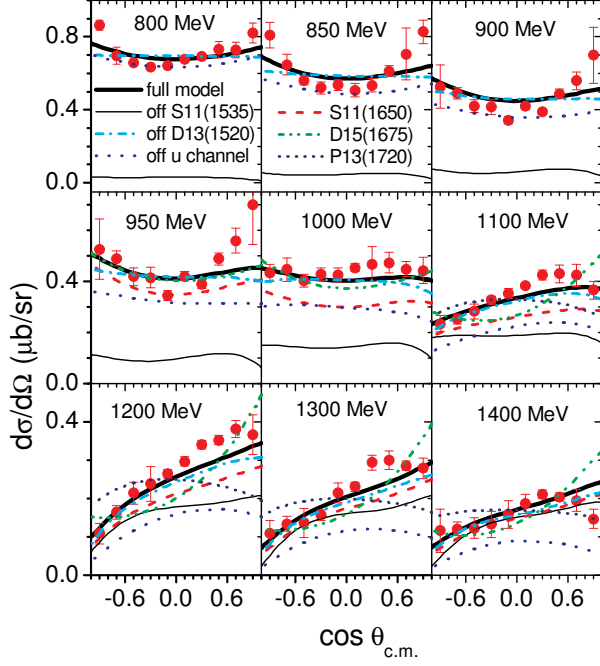


FIG. 7: (Color online) The differential cross sections for the η photoproduction off the quasi-free neutron at various beam energies. The data are taken from Ref. [5]. The solid curves correspond to the full model results. The thin solid, dashed, dash-dotted, dash-dot-dotted, short dashed, dotted curves are for the results by switching off the contributions from $S_{11}(1535)$, $S_{11}(1650)$, $D_{13}(1520)$, $D_{15}(1675)$, $P_{13}(1720)$, u channel, respectively.

$[70,^4 8, 1/2^-]$, respectively, which may be overestimated or underestimated in the naive quark model.

Furthermore, considering the configuration mixing effects in the $D_{13}(1520)$ and $D_{13}(1700)$, we extract the configuration mixing coefficient as follows:

$$C_{D_{13}(1520)}^{[70,^2 8]} = R_2^D \cos \theta_D (\cos \theta_D - \frac{1}{\sqrt{10}} \sin \theta_D), \quad (28)$$

$$C_{D_{13}(1520)}^{[70,^4 8]} = R_4^D \sin \theta_D (\sin \theta_D - \sqrt{10} \cos \theta_D), \quad (29)$$

$$C_{D_{13}(1700)}^{[70,^2 8]} = R_2^D \sin \theta_D (\sin \theta_D + \frac{1}{\sqrt{10}} \cos \theta_D), \quad (30)$$

$$C_{D_{13}(1700)}^{[70,^4 8]} = R_4^D \cos \theta_D (\cos \theta_D + \sqrt{10} \sin \theta_D), \quad (31)$$

where R_2^D and R_4^D are the constants which are introduced to adjust the strength of the partial wave amplitudes of $[70,^2 8, 3/2^-]$ and $[70,^4 8, 3/2^-]$, respectively.

In this reaction the mixing angles, θ_S and θ_D , are fixed with $\theta_S = 25^\circ$ and $\theta_D = 20^\circ$ determined in the $\gamma p \rightarrow \eta p$ process. We shall empirically determine the R values (R_2^S , R_4^S , R_2^D and R_4^D) and C_R values for the D_{15} and P_{13} resonances by the experimental data. When we take $R_2^S = 0.71$, $R_4^S = 2.95$, $R_2^D = 1.55$ and $R_4^D = 1.0$, we can obtain good descriptions of the differential cross sections,

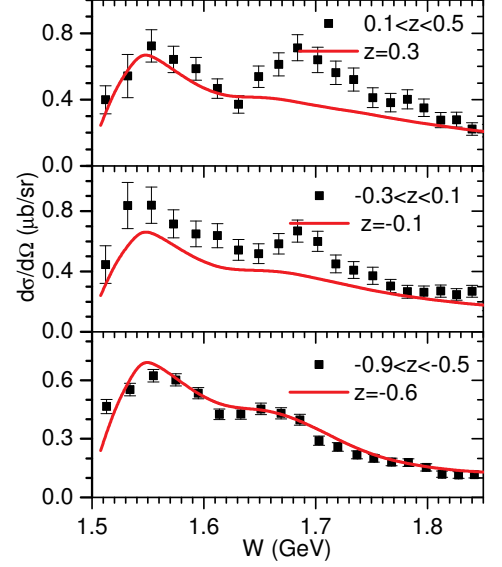


FIG. 8: (Color online) Fixed-angle excitation functions as a function of center mass energy W for the quasi-free $\gamma n \rightarrow \eta n$ process. Where z is defined by $z = \cos \theta_{c.m.}$. The data are taken from [12].

beam asymmetry, and total cross section from threshold up to $E_\gamma \simeq 1.2$ GeV, which are shown in Figs. 7-10. With these determined R values, the C_R values for the S and D wave resonances have been extracted, and listed in Tab. I.

It is found that the $S_{11}(1535)$ plays a dominant role in the reaction. If we turn off its contribution (see the thin solid line in Fig. 7), the differential cross sections become tiny. The constructive interferences between $S_{11}(1650)$ and $S_{11}(1535)$ around $E_\gamma \simeq (1.1 \pm 0.2)$ GeV can be obviously seen from both the differential cross section and total cross section. Turning off the contributions of $S_{11}(1650)$ (see the dashed curves the Fig. 7) the cross section is obviously underestimated. With the constructive interferences between $S_{11}(1535)$ and $S_{11}(1650)$, we can naturally explain the second small bumplike structure at $W \simeq 1.68$ GeV ($E_\gamma \simeq 1.0$ GeV) in the total cross section and excitation function (see Figs. 8 and 9), although the theoretical value is slightly underestimated in comparison with the data of excitation functions at forward angles. Our conclusion is compatible with the recent partial-wave analysis results [14] and the coupled-channel K-matrix approach predictions [15]. The dash-dotted line in the upper panel in Fig. 8 shows us that the second bump disappears as long as the $S_{11}(1650)$ is switches off. Furthermore, we noted that there are other explanations about the bump-like structure at $W \simeq 1.68$ GeV. For example, Shklyar *et al.* explained the bump-like structure in terms of coupled-channel effects due to $S_{11}(1650)$ and $P_{11}(1710)$ [16]. In Refs. [10, 11], the structure around $W = 1.68$ GeV was even considered as evi-

dence of a non-strange member of the anti-decuplet pentaquark state $P_{11}(1670)$ [58].

The $D_{13}(1520)$ is crucial to the shape change of the differential cross sections in the low energy region $E_\gamma < 1.0$ GeV, although its effects on the total cross section are negligible. The dash-dotted curves in Fig. 7 show us that without its contributions, the forward angle enhancement would disappear. The importance of $D_{13}(1520)$ can also be seen in the beam asymmetry. From Fig. 10, it is found that the interferences between $D_{13}(1520)$ and $S_{11}(1535)$ govern the beam asymmetry at the low energy region $E_\gamma < 1.1$ GeV. Switching off the $D_{13}(1520)$ (dash-dot-dotted curves) or $S_{11}(1535)$ (dashed curves), we find that the curves change drastically.

It shows that a relatively large contribution from the $D_{15}(1675)$ with $C_{D_{15}(1675)} = 1.8$ is favored by the experimental data. In Fig. 7, as indicated by the dash-dot-dotted lines, the cross sections at forward angles are overestimated significantly without the $D_{15}(1675)$. The large strength parameter, $C_{D_{15}(1675)} = 1.8$, for the $D_{15}(1675)$ might mainly come from the underestimate of the helicity couplings in the naive quark model. In the $SU(6) \otimes O(3)$ symmetry limit, the helicity couplings of $D_{15}(1675)$ are $A_{1/2}^n \simeq -0.032$ GeV $^{-1/2}$ and $A_{3/2}^n \simeq -0.045$ GeV $^{-1/2}$, which are much smaller than the center values from the PDG [44].

In the $SU(6) \otimes O(3)$ symmetry limit, the contributions of $P_{13}(1720)$ are too small to reproduce the forward peak in the differential cross sections in the energy region $E_\gamma \simeq (1.2 \pm 0.1)$ GeV. By fitting the data, it shows that a relatively large value $C_{P_{13}(1720)} = 3.0$ should be applied. As denoted by the short-dashed line in Fig. 7 we see that without $P_{13}(1720)$, the forward peak in the differential cross sections would disappear. Some contributions from the $P_{13}(1720)$ were also suggested by Klempt *et al.* [14]. The unexpectedly large strength parameter of $P_{13}(1720)$ in the reaction could be an indication that the $SU(6) \otimes O(3)$ symmetry is badly violated [59].

The u channel background also plays an important role in the $\gamma n \rightarrow \eta n$ process. It has a constructive interferences with $S_{11}(1535)$. As shown by the dotted lines in Fig. 7 and dashed line in the up panel of Fig. 9, the cross sections will be underestimated more and more obviously with the increasing energy if the u channel is switched off.

From the low panel of the Fig. 9, it is seen that the $D_{13}(1520)$, $D_{15}(1675)$ and $P_{13}(1720)$ and background u channel have comparable exclusive cross sections with $S_{11}(1650)$ around $E_\gamma \simeq 1.1$ GeV. Their overall interfering effects have been essential for a good description of the experimental observable in this energy region. For instance, it can be noticed that the angular distributions of the cross sections are sensitive to the $D_{13}(1520)$, $D_{15}(1675)$ and $P_{13}(1720)$, although their effects on the total cross section are negligible. Further-

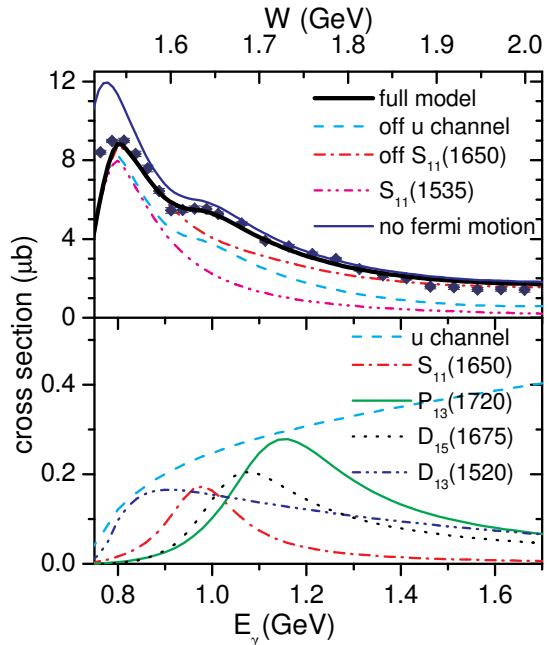


FIG. 9: (Color online) The cross section for the quasi-free $\gamma n \rightarrow \eta n$ reaction. The data are from Ref. [5]. In the upper panel the heavy (thin) solid curve corresponds to the full model result with (without) Fermi motion corrections, while the dashed, dash-dotted curves are for the results by switching off the contributions from the u channel and $S_{11}(1650)$, respectively. The partial cross sections for $S_{11}(1535)$, $S_{11}(1650)$, $D_{13}(1520)$, $D_{15}(1675)$, $P_{13}(1720)$, u channel are indicated explicitly by different legends in the figure.

more, the $S_{11}(1650)$, $D_{15}(1675)$ and background u channel have also sizeable effects on the beam asymmetry. Comparing with the data, we find that the predicted maximum for the beam asymmetry slightly shifts to the backward angles in the region $E_\gamma \gtrsim 1.0$ GeV. It might indicate that higher resonances have interferences and they should be included with much detailed considerations.

We also mention that the other resonances, such as $P_{11}(1440)$, $P_{11}(1710)$, $D_{13}(1700)$, have negligible effects in the η photoproduction.

Similar to the $\gamma p \rightarrow \eta p$ process with quasi-free protons, the Fermi motion brings corrections to the cross section from threshold up to the mass of $S_{11}(1535)$. The effects decrease with the increasing energy as denoted by the thin solid curve in the upper panel of Fig. 9.

To briefly summarize this Subsection, we show that with the well-established $S_{11}(1535)$, $S_{11}(1650)$, $D_{13}(1520)$, $D_{15}(1675)$ and $P_{13}(1720)$ resonances and the contribution of the u channel, we can obtain a good description of the reaction $\gamma n \rightarrow \eta n$ with quasi-free neutrons. In this reaction, the $S_{11}(1535)$ plays a dominated role similar to $\gamma p \rightarrow \eta p$. However, due to the presence of $[70, ^4 8]$ states, the amplitude of $S_{11}(1535)$ appears to have

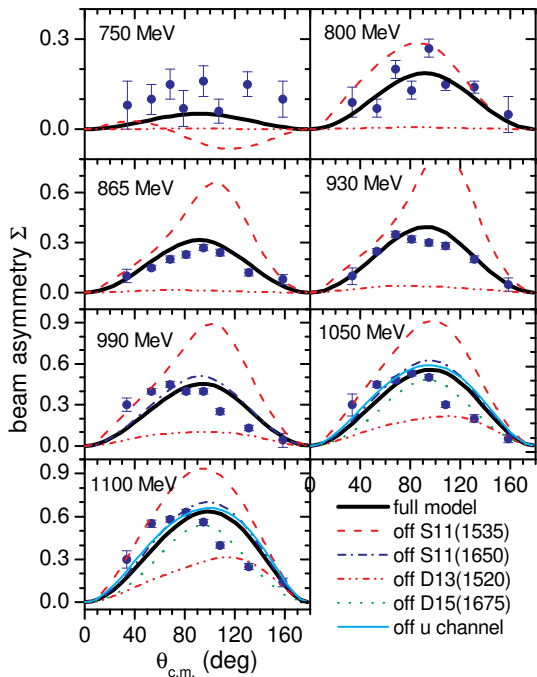


FIG. 10: (Color online) Beam asymmetry Σ in η photoproduction off the quasi-free neutron as a function of $\theta_{c.m.}$. The data are taken from Ref. [4]. The solid curves are the full model results. The results by switching off the contributions from the $S_{11}(1535)$, $S_{11}(1650)$, $D_{13}(1520)$, $D_{15}(1675)$, and u channel are indicated explicitly by different legends in the figure.

a constructive interference with $S_{11}(1650)$, which is crucial to explain the bump-like structure around $W = 1.68$ GeV. We also find that the angular distributions of the differential cross sections are sensitive to the $D_{15}(1675)$ and $P_{13}(1720)$ around $E_\gamma = 1.1$ GeV, and the u channel contributes a large background to the differential cross sections. The interferences between $D_{13}(1520)$ and $S_{11}(1535)$ govern the beam asymmetry at the low energy region $E_\gamma < 1.1$ GeV, while contributions of several other resonances, such as $P_{11}(1440)$, $P_{11}(1710)$ and $D_{13}(1700)$, are negligibly small.

E. σ_n/σ_p with quasi-free neutron target

With the reasonable description of the η photoproduction off the free nucleons available, we can proceed a prediction for the quasi-free neutron/proton cross section ratio, σ_n/σ_p . This quantity was measured by CBELSA/TAPS Collaboration [5]. In Fig. 11 the theoretical prediction is plotted as the solid curve to compare with the experimental measurement [5]. It shows that the data can be well described by the solid curve, and an enhancement around $W \simeq 1.68$ GeV can be observed.

In the literature this sharp peak at $W \simeq 1.68$ GeV is considered as an evidence of a new resonance [3, 6–8, 10–12]. However, in our case it can be naturally interpreted as the interferences between $S_{11}(1650)$ and $S_{11}(1535)$, i.e. destructive in $\gamma p \rightarrow \eta p$ but constructive in $\gamma n \rightarrow \eta n$. The dashed curve in Fig. 11 denotes the cross section ratio with the $S_{11}(1650)$ switched off. It shows that the ratio becomes flat and the sharp peak disappears. Our prediction agrees with that of the recent partial-wave analysis [14]. The ratio is also studied within a unitary coupled channel model, it is interpreted by the coupled channel effect in S waves, where the $S_{11}(1535)$ is dynamically generated [39].

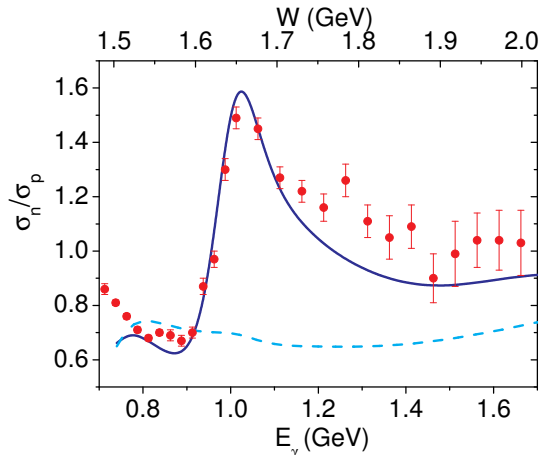


FIG. 11: (Color online) Cross section ratio σ_n/σ_p for the quasi-free reactions $\gamma n \rightarrow \eta n$ and $\gamma p \rightarrow \eta p$ as a function of the photon energy. The data are taken from Ref. [5]. The dashed curve is the result with the $S_{11}(1650)$ switched off.

IV. SUMMARY

In this work, we have studied the η photoproduction off the quasi-free nucleons within a chiral quark model. Our main motivation is to study the bump-like structure observed in the ηn process around $W \simeq 1.68$ GeV. We have achieved good descriptions of the differential cross sections, total cross sections, and polarized beam asymmetries for both processes in the three-quark scenario for the baryon resonances.

It is found that the constructive interference between $S_{11}(1650)$ and $S_{11}(1535)$ is responsible to the bump-like structure around $W \simeq 1.68$ GeV in the $\gamma n \rightarrow \eta n$ process, while the destructive interference between $S_{11}(1650)$ and $S_{11}(1535)$ produces the shallow dip around $W \simeq 1.68$ GeV in the total cross section of $\gamma p \rightarrow \eta p$. Such interferences can lead to a sharp peak in the ratio of σ_n/σ_p at

$W \simeq 1.68$ GeV. We also find that no new resonances are needed for both of the processes to interpret the observations in a rather broad energy region above the threshold. We note that the importance of the interference between $S_{11}(1650)$ and $S_{11}(1535)$ are also found for the $\pi p \rightarrow \eta n$ process in our previous studies [60].

Apart from $S_{11}(1535)$ and $S_{11}(1650)$, the $D_{13}(1520)$ also plays an important role in both of the reactions. It accounts for the major deviations of the angular distributions of the cross section from an S wave, and also produces large beam asymmetries near threshold. The u channel background can not be neglected for both of the processes. It enhances the cross sections obviously. Our calculation favors a much larger contribution from $P_{13}(1720)$ around its threshold. Since it is within the second orbital excitation multiplets, such an enhanced strength could imply the breakdown of the $SU(6) \otimes O(3)$ symmetry. Further elaborate treatment for higher excited states should be considered. We also find that around $W \simeq 1.7$ GeV, the $D_{15}(1675)$ is crucial for the angular distributions of the cross section for $\gamma n \rightarrow \eta n$,

while the $D_{13}(1700)$ plays an important role in $\gamma p \rightarrow \eta p$.

Finally, it should be emphasized that the configuration mixing effects in the S and D wave resonances are important for describing $\gamma p \rightarrow \eta p$ near threshold. We have estimated the mixing angles θ_S and θ_D , which are $\theta_S \simeq 26^\circ$ and $\theta_D \simeq 21^\circ$. These mixings are also included in $\gamma n \rightarrow \eta n$, although some ambiguities would arise from the EM couplings. A much detailed study of this issue will be reported elsewhere.

Acknowledgements

This work is supported, in part, by the National Natural Science Foundation of China (Grants 10775145, 11075051, 11035006), Chinese Academy of Sciences (KJCX2-EW-N01), Program for Changjiang Scholars and Innovative Research Team in University (PCSIRT, No. IRT0964), and Ministry of Science and Technology of China (2009CB825200).

-
- [1] E. Klempt and J. M. Richard, Rev. Mod. Phys. **82**, 1095 (2010) [arXiv:0901.2055 [hep-ph]].
 - [2] B. Krusche and S. Schadmand, Prog. Part. Nucl. Phys. **51**, 399 (2003) [arXiv:nucl-ex/0306023].
 - [3] V. Kuznetsov [GRAAL Collaboration], *Workshop on the Physics of Excited Nucleons (NSTAR 2004), Grenoble, France, 24-27 Mar 2004*, arXiv:hep-ex/0409032.
 - [4] A. Fantini *et al.*, Phys. Rev. C **78**, 015203 (2008).
 - [5] I. Jaegle *et al.* [CBELSA Collaboration and TAPS Collaboration], Phys. Rev. Lett. **100**, 252002 (2008) [arXiv:0804.4841 [nucl-ex]].
 - [6] F. Miyahara *et al.*, Prog. Theor. Phys. Suppl. **168**, 90 (2007).
 - [7] D. Werthmüller [for the Crystal Ball/TAPS collaborations], Chin. Phys. C **33**, 1345 (2009) [arXiv:1001.3840 [nucl-ex]].
 - [8] V. Kuznetsov *et al.*, arXiv:1003.4585 [hep-ex].
 - [9] Y. I. Azimov, V. Kuznetsov, M. V. Polyakov and I. Strakovsky, Eur. Phys. J. A **25**, 325 (2005) [arXiv:hep-ph/0506236].
 - [10] A. Fix, L. Tiator and M. V. Polyakov, Eur. Phys. J. A **32**, 311 (2007) [arXiv:nucl-th/0702034].
 - [11] K. S. Choi, S. i. Nam, A. Hosaka and H. C. Kim, Phys. Lett. B **636**, 253 (2006) [arXiv:hep-ph/0512136].
 - [12] V. Kuznetsov *et al.* [GRAAL Collaboration], Phys. Lett. B **647**, 23 (2007) [arXiv:hep-ex/0606065].
 - [13] V. Kuznetsov, M. V. Polyakov and M. Thurmman, arXiv:1102.5209 [hep-ph].
 - [14] A. V. Anisovich, I. Jaegle, E. Klempt, B. Krusche, V. A. Nikonov, A. V. Sarantsev and U. Thoma, Eur. Phys. J. A **41**, 13 (2009) [arXiv:0809.3340 [hep-ph]].
 - [15] R. Shyam and O. Scholten, Phys. Rev. C **78**, 065201 (2008) [arXiv:0808.0632 [nucl-th]].
 - [16] V. Shklyar, H. Lenske and U. Mosel, Phys. Lett. B **650**, 172 (2007) [arXiv:nucl-th/0611036].
 - [17] V. Kuznetsov, M. Polyakov, T. Boiko, J. Jang, A. Kim, W. Kim and A. Ni, arXiv:hep-ex/0703003.
 - [18] E. F. McNicoll *et al.* [Crystal Ball Collaboration at MAMI], Phys. Rev. C **82**, 035208 (2010) [arXiv:1007.0777 [nucl-ex]].
 - [19] T. Abdullah and F. E. Close, Phys. Rev. D **5**, 2332 (1972).
 - [20] F. E. Close and Z. P. Li, Phys. Rev. D **42**, 2194 (1990).
 - [21] Q. Zhao, J. S. Al-Khalili and C. Bennhold, Phys. Rev. C **64**, 052201(R) (2001).
 - [22] Z. P. Li, Phys. Rev. D **48**, 3070 (1993); **50**, 5639 (1994); Phys. Rev. C **52**, 1648 (1995).
 - [23] Z. P. Li, Phys. Rev. D **52**, 4961 (1995) [arXiv:nucl-th/9506033].
 - [24] Z. P. Li and B. Saghai, Nucl. Phys. A **644**, 345 (1998).
 - [25] B. Saghai and Z. p. Li, Eur. Phys. J. A **11**, 217 (2001) [arXiv:nucl-th/0104084].
 - [26] J. He, B. Saghai and Z. Li, Phys. Rev. C **78**, 035204 (2008) [arXiv:0802.3816 [nucl-th]].
 - [27] J. He and B. Saghai, Phys. Rev. C **80**, 015207 (2009).
 - [28] Q. Zhao, B. Saghai and Z. P. Li, J. Phys. G **28**, 1293 (2002) [arXiv:nucl-th/0011069].
 - [29] Q. Zhao, Z. P. Li and C. Bennhold, Phys. Rev. C **58**, 2393 (1998) [arXiv:nucl-th/9806100]; Phys. Lett. B **436**, 42 (1998) [arXiv:nucl-th/9803015].
 - [30] Z. P. Li, H. X. Ye and M. H. Lu, Phys. Rev. C **56**, 1099 (1997) [arXiv:nucl-th/9706010].
 - [31] Q. Zhao, J. S. Al-Khalili, Z. P. Li and R. L. Workman, Phys. Rev. C **65**, 065204 (2002) [arXiv:nucl-th/0202067].
 - [32] R. G. Moorhouse, Phys. Rev. Lett. **16**, 772 (1966).
 - [33] N. Isgur and G. Karl, Phys. Rev. D **18**, 4187 (1978).
 - [34] N. Isgur and G. Karl, Phys. Lett. B **72**, 109 (1977).
 - [35] R. Dolen, D. Horn and C. Schmid, Phys. Rev. **166**, 1768 (1968).
 - [36] J. He, B. Saghai, Z. Li, Q. Zhao and J. Durand, Eur. Phys. J. A **35**, 321 (2008) [arXiv:0710.5677 [nucl-th]].
 - [37] G. F. Chew, M. L. Goldberger, F. E. Low and Y. Nambu, Phys. Rev. **106**, 1345 (1957).
 - [38] R. L. Walker, Phys. Rev. **182**, 1729 (1969).

- [39] M. Doring and K. Nakayama, Phys. Lett. B **683**, 145 (2010) [arXiv:0909.3538 [nucl-th]].
- [40] M. Lacombe, B. Loiseau, R. Vinh Mau, J. Cote, P. Pires and R. de Tourreil, Phys. Lett. B **101**, 139 (1981).
- [41] L. Tiator, C. Bennhold and S. S. Kamalov, Nucl. Phys. A **580**, 455 (1994) [arXiv:nucl-th/9404013].
- [42] J. Piekarewicz, Phys. Rev. C **48**, 1555 (1993) [arXiv:nucl-th/9303005].
- [43] S. L. Zhu, Phys. Rev. C **61**, 065205 (2000) [arXiv:nucl-th/0002018].
- [44] C. Amsler *et al.* [Particle Data Group], Phys. Lett. B **667**, 1 (2008).
- [45] X.-H. Liu, X.-H. Zhong and Q. Zhao, work in progress.
- [46] O. Bartalini *et al.* [The GRAAL collaboration], Eur. Phys. J. A **33**, 169 (2007) [arXiv:0707.1385 [nucl-ex]].
- [47] V. Crede *et al.* [CB-ELSA Collaboration], Phys. Rev. Lett. **94**, 012004 (2005) [arXiv:hep-ex/0311045].
- [48] B. Saghai and Z. Li, Few Body Syst. **47**, 105 (2010).
- [49] J. Chizma and G. Karl, Phys. Rev. D **68**, 054007 (2003) [arXiv:hep-ph/0210126].
- [50] D. Pirjol, C. Schat, Phys. Rev. D **67**, 096009(2003).
- [51] S. Capstick, W. Roberts, Fizika B **13**, 271 (2004).
- [52] J. He, B. Saghai, Z. Li, Q. Zhao, J. Durand, Eur. Phys. J. A **35**, 321 (2008).
- [53] K. Nakayama, Y. Oh and H. Haberzettl, arXiv:0803.3169 [hep-ph].
- [54] W. T. Chiang, S. N. Yang, L. Tiator, M. Vanderhaeghen and D. Drechsel, Phys. Rev. C **68**, 045202 (2003) [arXiv:nucl-th/0212106].
- [55] W. T. Chiang, S. N. Yang, L. Tiator and D. Drechsel, Nucl. Phys. A **700**, 429 (2002) [arXiv:nucl-th/0110034].
- [56] L. Tiator, D. Drechsel, G. Knochlein and C. Bennhold, Phys. Rev. C **60**, 035210 (1999) [arXiv:nucl-th/9902028].
- [57] G. Knochlein, D. Drechsel and L. Tiator, Z. Phys. A **352**, 327 (1995) [arXiv:nucl-th/9506029].
- [58] R. L. Jaffe and F. Wilczek, Phys. Rev. Lett. **91**, 232003 (2003) [arXiv:hep-ph/0307341].
- [59] Q. Zhao and F. E. Close, Phys. Rev. D **74**, 094014 (2006) [arXiv:hep-ph/0605336].
- [60] X. H. Zhong, Q. Zhao, J. He and B. Saghai, Phys. Rev. C **76**, 065205 (2007) [arXiv:0706.3543 [nucl-th]].