

Formulation and constraints on decaying dark matter with finite mass daughter particles

Shohei Aoyama¹ Kiyotomo Ichiki¹ Daisuke Nitta¹ and Naoshi Sugiyama^{1,2,3}

¹Department of Physics and Astrophysics, Nagoya University,
Furo-cho, Chikusa ward, Nagoya 464-8602, Japan

²Institute for the Physics and Mathematics of the Universe (IPMU),
The University of Tokyo, Kashiwa, Chiba, 277-8568, Japan

³Kobayashi-Maskawa Institute for the Origin of Particles and the Universe,
Nagoya University, Nagoya 464-8602, Japan

E-mail: aoyama314@a.phys.nagoya-u.ac.jp

Abstract. Decaying dark matter cosmological models have been proposed to remedy the overproduction problem at small scales in the standard cold dark matter paradigm. We consider a decaying dark matter model in which one CDM mother particle decays into two daughter particles, with arbitrary masses. A complete set of Boltzmann equations of dark matter particles is derived which is necessary to calculate the evolutions of their energy densities and their density perturbations. By comparing the expansion history of the universe in this model and the free-streaming scale of daughter particles with astronomical observational data, we give constraints on the lifetime of the mother particle, Γ^{-1} , and the mass ratio between the daughter and the mother particles m_D/m_M . From the distance to the last scattering surface of the cosmic microwave background, we obtain $\Gamma^{-1} > 30$ Gyr in the massless limit of daughter particles and, on the other hand, we obtain $m_D > 0.97m_M$ in the limit $\Gamma^{-1} \rightarrow 0$. The free-streaming constraint tightens the bound on the mass ratio as $(\Gamma^{-1}/10^{-2}\text{Gyr}) \lesssim ((1 - m_{D1}/m_M)/10^{-2})^{-3/2}$ for $\Gamma^{-1} < H^{-1}(z=3)$.

Keywords: Dark matter, Boltzmann equation

ArXiv ePrint: [1106.1984](https://arxiv.org/abs/1106.1984)

Contents

| | | |
|----------|---|-----------|
| 1 | Introduction | 1 |
| 2 | Formulation | 2 |
| 3 | Calculation of background distribution functions | 5 |
| 3.1 | Mother particle | 5 |
| 3.2 | Daughter particle | 7 |
| 4 | Result and Discussion | 10 |
| 4.1 | Background energy densities | 10 |
| 4.2 | Constraints from Hubble constant, BAO and CMB | 10 |
| 4.3 | Free-streaming scale | 13 |
| 4.4 | Comparison with Peter et al. | 15 |
| 5 | Conclusion | 16 |

1 Introduction

There are numerous astronomical phenomena which indicate the existence of cold dark matter (CDM), such as flat rotation curves of galaxies, anisotropies of cosmic microwave background (CMB), and measurements of gravitational lenses [1]. However, we know little about the nature of cold dark matter. In fact, at sub-galactic scales, there are some discrepancies between CDM model predictions by numerical simulations and astronomical observations, such as the abundance of substructures in dark matter halos and the inner matter distribution in galaxies [2].

The discrepancies have stimulated numerous proposals to rescue the standard CDM model both from astrophysics and particle physics communities. One of the astronomical explanations for these discrepancies is gas feedback: the heated gas by astrophysical processes such as supernova explosions may alter the matter distribution at the inner core of galaxies and/or hinder the galaxy formation in sub-halos. Explanation from particle physics, on the other hand, includes decaying dark matter, interacting dark matter, warm dark matter and so on (for a review, see [3]). Among them, Cen [4] proposed the decaying dark matter model to solve both the overproduction problem of dwarf galaxies and the over-concentration problem of the inner core.

There are many kinds of studies about decaying dark matter, in particular, constraining its lifetime Γ^{-1} [4–15]. For example, the light element abundances predicted by Big-Bang Nucleosynthesis set the limit on the lifetime if the lifetime is relatively short [11, 15]. For decaying dark matter with much longer lifetime, constraints can be set from the other cosmological observations, such as anisotropies of CMB, the abundance of clusters of galaxies, halo mass profiles and so on [5, 7, 12, 12–14]. Most of these constraints have been obtained with an assumption that dark matter decays into massless daughter particles. Recently, however, a decaying dark matter model is proposed in which the mass difference between the mother and daughter particles is very small and the lifetime of the mother particle is as long as the age of the universe [6, 16]. By using N-body simulations of galaxy halos, Peter et al. [6] put

constraints on Γ^{-1} and the mass of daughter particles through the recoil speed of daughter particles v_k in the case where the mass difference of the mother and one of the daughter particles is small. There are several theoretical proposals for models with decaying dark matter (see, eg., [17–20]).

In this paper we extend previous works [5, 12] by taking into account the finite mass effects of daughter particles with arbitrary masses. We derive a set of Boltzmann equations to describe this decaying dark matter scenario, and study the effects of the decay on cosmology. In our formulation, the masses of the mother and two daughter particles, m_M, m_{D1} , and m_{D2} , can be set to arbitrary values. For an example we assume that the mother particle is a super-symmetric particle (SUSY particle), whose mass should be larger than at least 46 GeV [21]. Due to the R-parity conservation, if the mother particle is a SUSY particle, one of the daughter particles is also a SUSY particle and the other is a standard model particle. We only consider the possibility that the created standard model particle is a lepton, which can be considered effectively massless in the decay process. In this paper, therefore, we set one of the daughter particles massive with a mass m_{D1} and the other massless $m_{D2} = 0$. By solving the set of Boltzmann equations for the mother and daughter particles and by integrating the distribution functions we can derive the time evolution of the energy density and the typical free-streaming scale of daughter particles. We then give constraints on Γ^{-1} and the mass ratio m_{D1}/m_M from the "comoving" angular diameter distances to CMB and the position of Baryon Acoustic Oscillation (BAO). We also give constraints from the free-streaming scale of daughter particles by comparing with the Lyman α data [22, 23].

This paper is organized as follows. In Sec. 2, we derive a complete set of Boltzmann equations for mother and daughter particles to describe the evolutions of their energy densities and density perturbations including the decay process. In Sec. 3 we solve the background distribution functions of mother and daughter particles. We then show the evolution of their energy densities and give observational constraints from astronomical data sets on the lifetime of the mother particle and the mass ratio in Sec. 4. Finally Sec. 5 is devoted to our conclusion. Throughout this paper the speed of light c is set to unity.

2 Formulation

The standard linear theory of scalar gravitational perturbations has been presented, for example, in the synchronous and the conformal Newtonian gauges [24]. In this paper, we expand the linear perturbation theory by taking into account the decays of a SUSY CDM particle into two daughter particles [10]. We define the decay rate $\Gamma(q_D, q_M)$, which is the function describing how many daughter particles with comoving momentum q_D are created for a unit time interval from the mother particles with momentum q_D . First, let us write the Boltzmann equations for the distribution functions of mother and daughter particles. The Boltzmann equation for the distribution function of the mother particles $f_M(q_M)$ is

$$\frac{df_M}{dt} = \frac{\partial f_M}{\partial t} + \frac{dx^i}{dt} \frac{\partial f_M}{\partial x^i} + \frac{dq_M}{dt} \frac{\partial f_M}{\partial q_M} + \frac{dn_i}{dt} \frac{\partial f_M}{\partial n_i} = \left(\frac{\partial f_M}{\partial t} \right)_C, \quad (2.1)$$

where n_i is the unit vector in the direction of the momentum.

The collision term in eq.(2.1) can be expressed as an integration of $\Gamma(q_D, q_M)f_M$ with q_D as

$$\left(\frac{\partial f_M}{\partial t} \right)_C = - \int \Gamma(q_D, q_M) f_M d^3 q_D. \quad (2.2)$$

Similarly, the Boltzmann equations of daughter particles are

$$\frac{df_{Dj}}{dt} = \frac{\partial f_{Dj}}{\partial t} + \frac{dx^i}{dt} \frac{\partial f_{Dj}}{\partial x^i} + \frac{dq_D}{dt} \frac{\partial f_{Dj}}{\partial q_D} + \frac{dn_i}{dt} \frac{\partial f_{Dj}}{\partial n_i} = \left(\frac{\partial f_{Dj}}{\partial t} \right)_C, \quad (2.3)$$

where j is the particle index $j = 1, 2$.

The daughter particles in this model are created only through the decay of mother particles. Thus the collision term can be written as

$$\left(\frac{\partial f_{Dj}}{\partial t} \right)_C = + \int \Gamma(q_D, q_M) f_M d^3 q_M. \quad (2.4)$$

Secondly, we drive $\Gamma(q_D, q_M)$ explicitly. From the definition of CDM, the thermal motion of mother particles is so slow that we can regard them as objects at rest. To be specific, the kinetic energy of mother particles is much smaller than the mass deficit of the decay. Due to the conservation of the momentum, two daughter particles are emitted in the opposite directions and the amplitudes of these momenta are the same. So we can write the decay rate $\Gamma(q_D, q_M)$ as a function proportional to the delta function of q_D , which is determined by the energy momentum conservation. From the conservation, q_M and q_D should satisfy the condition as

$$\sqrt{m_M^2 a^2 + q_M^2} = \sqrt{m_{D1}^2 a^2 + q_D^2} + \sqrt{m_{D2}^2 a^2 + q_D^2}. \quad (2.5)$$

Because $q_M \ll am_M$, the solution of eq.(2.5) leads to

$$q_D \simeq \frac{1}{2} \sqrt{A_M a^2 + B_M q_M^2}. \quad (2.6)$$

In addition, we assume that these daughter particles are isotropically emitted. By taking into account the spherical symmetry of the decay, the decay rate should be written as,

$$\Gamma(q_D, q_M) = \frac{\Gamma}{4\pi q_D^2} \delta \left(q_D - \frac{1}{2} \sqrt{A_M a^2 + B_M q_M^2} \right), \quad (2.7)$$

where Γ^{-1} is the lifetime of the mother particle and a is the scale factor. Here A_M and B_M are constants defined as

$$A_M \equiv m_M^2 - 2(m_{D1}^2 + m_{D2}^2) + \frac{(m_{D1}^2 - m_{D2}^2)^2}{m_M^2}, \quad (2.8)$$

$$B_M \equiv 1 - \frac{(m_{D1}^2 - m_{D2}^2)^2}{m_M^4}. \quad (2.9)$$

Thirdly, we consider the first order perturbations of the distribution functions f_M , f_{Dj} ($j = 1, 2$) as follows. It is convenient to write a distribution function as a zero-th order distribution, which is the background distribution, plus a perturbed function Ψ ,

$$f_M \equiv f_M^{(0)}(q_M, t)(1 + \Psi_M(x^i, q_M, n_i, t)), \quad (2.10)$$

$$f_{Dj} \equiv f_{Dj}^{(0)}(q_D, t)(1 + \Psi_{Dj}(x^i, q_D, n_i, t)). \quad (2.11)$$

By substituting eq.(2.10) and (2.11) into eq.(2.1) and (2.3), respectively, and comparing the equations order by order, we obtain the following equations for the mother particles as

$$\text{unperturbed : } \dot{f}_M^{(0)} = - \int \Gamma(q_D, q_M) f_M^{(0)} d^3 q_D = -\Gamma f_M^{(0)}, \quad (2.12)$$

$$\text{1st order : } \dot{\Psi}_M + i \frac{q_M}{a \epsilon_M} (\mathbf{k} \cdot \hat{\mathbf{n}}) \Psi_M + \frac{d \ln f_M^{(0)}}{d \ln q_M} \left(\dot{\eta} - \frac{1}{2} (\dot{h} + 6\dot{\eta}) (\hat{\mathbf{k}} \cdot \hat{\mathbf{n}})^2 \right) = 0. \quad (2.13)$$

Here $\epsilon_M = \sqrt{q_M^2 + a^2 m_M^2}$ is the energy of mother particles, t is cosmic time, overdot denotes the derivative with respect to the cosmic time, and h and η are the metric perturbations in the synchronous gauge defined from the perturbed (space-space) metric h_{ij} as

$$h_{ij} = \int \left(\hat{\mathbf{k}}_i \hat{\mathbf{k}}_j h(\mathbf{k}, t) + (\hat{\mathbf{k}}_i \hat{\mathbf{k}}_j - \frac{1}{3} \delta_{ij}) 6\eta(\mathbf{k}, t) \right) \exp(-i\mathbf{k} \cdot \mathbf{x}) d^3\mathbf{k} ,$$

where $\mathbf{k} \equiv k\hat{\mathbf{k}}$ is a wave number vector. In the rest of the paper, we omit the arguments of $h(\mathbf{k}, t)$ and $\eta(\mathbf{k}, t)$ for simplicity.

For daughter particles, we obtain the following equations,

$$\text{unperturbed : } \dot{f}_{Dj}^{(0)} = \int \Gamma(q_D, q_M) f_M^{(0)}(q_M) d^3 q_M = \frac{4\Gamma}{B_M} \frac{q'_D}{q_D} f_M^{(0)}(q'_D) , \quad (2.14)$$

$$\begin{aligned} \text{1st order : } \dot{\Psi}_{Dj} + i \frac{q_D}{a\epsilon_{Dj}} (\mathbf{k} \cdot \hat{\mathbf{n}}) \Psi_{Dj} + \frac{d \ln f_D^{(0)}}{d \ln q_D} \left(\dot{\eta} - \frac{1}{2} (\dot{h} + 6\dot{\eta}) (\hat{\mathbf{k}} \cdot \hat{\mathbf{n}})^2 \right) \\ = \frac{1}{f_{Dj}^{(0)}} \int \Gamma(q_D, q_M) f_M^{(0)}(q_M) (\Psi_M(q_M) - \Psi_{Dj}(q_D)) d^3 q_M \\ = \frac{4\Gamma}{B_M} \frac{q'_D}{q_D} \frac{f_M^{(0)}(q'_D)}{f_{Dj}^{(0)}(q_D)} (\Psi_M(q'_D) - \Psi_{Dj}(q_D)) , \end{aligned} \quad (2.15)$$

where

$$q'_D \equiv \sqrt{\frac{4q_D^2 - A_M a^2}{B_M}} . \quad (2.16)$$

Note that because from eq. (2.14) the unperturbed distribution functions of two daughter particles coincide, $f_{D1}^{(0)} = f_{D2}^{(0)}$, and hereafter we simply denote them as $f_D^{(0)}$. In order to solve the first order equations eq.(2.13) and (2.15), let us consider the Legendre expansion of Ψ_M and Ψ_D into Ψ_{Ml} and Ψ_{Dl} , respectively. Here the coefficients Ψ_{Ml} and Ψ_{Dl} are defined as, respectively,

$$\Psi_M(\mathbf{k}, \hat{\mathbf{n}}, q, t) \equiv \sum_{l=0}^{+\infty} (-i)^l (2l+1) \Psi_{Ml}(\mathbf{k}, q, t) P_l(\hat{\mathbf{k}} \cdot \hat{\mathbf{n}}) , \quad (2.17)$$

and

$$\Psi_{Dj}(\mathbf{k}, \hat{\mathbf{n}}, q, t) \equiv \sum_{l=0}^{+\infty} (-i)^l (2l+1) \Psi_{Djl}(\mathbf{k}, q, t) P_l(\hat{\mathbf{k}} \cdot \hat{\mathbf{n}}) , \quad (2.18)$$

where $P_l(\hat{\mathbf{k}} \cdot \hat{\mathbf{n}})$ are a series of Legendre polynomials. The factor $(-i)^l (2l+1)$ is chosen to simplify the expansion of plane wave. Note that equation eq.(2.13) is the same as the case of massive particles such as neutrinos without decay [24]. Therefore we obtain the recursion

formula for the mother particles without any explicit Γ dependence as [24],

$$\begin{aligned}\dot{\Psi}_{M0} &= -\frac{q_M k}{a\epsilon_M} \Psi_{M1} + \frac{1}{6} \dot{h} \frac{d \ln f_M^{(0)}}{d \ln q_M}, \\ \dot{\Psi}_{M1} &= \frac{q_M k}{3a\epsilon_M} (\Psi_{M0} - 2\Psi_{M2}), \\ \dot{\Psi}_{M2} &= \frac{q_M k}{5a\epsilon_M} (2\Psi_{M1} - 3\Psi_{M3}) - \left(\frac{1}{15} \dot{h} + \frac{2}{5} \dot{\eta} \right) \frac{d \ln f_M^{(0)}}{d \ln q_M}, \\ \dot{\Psi}_{M(n)} &= \frac{q_M k}{(2n+1)a\epsilon_M} (n\Psi_{M(n-1)} - (n+1)\Psi_{M(n+1)}), \quad (n \geq 3).\end{aligned}$$

Hereafter, we set $\Psi_{M(n)} = 0$ for $n \geq 2$, because we assume that the mother particles are CDM. For daughter particles, we obtain

$$\begin{aligned}\dot{\Psi}_{Dj0} &= -\frac{q_D k}{a\epsilon_{Dj}} \Psi_{Dj1} + \frac{1}{6} \dot{h} \frac{d \ln f_D^{(0)}}{d \ln q_D} + \frac{4\Gamma}{B_M} \frac{q'_D}{q_D} \frac{f_M^{(0)}(q'_D)}{f_D^{(0)}(q_D)} (\Psi_{M0}(q'_D) - \Psi_{Dj0}(q_D)), \\ \dot{\Psi}_{Dj1} &= \frac{q_D k}{3a\epsilon_{Dj}} (\Psi_{Dj0} - 2\Psi_{Dj2}) + \frac{4\Gamma}{B_M} \frac{q'_D}{q_D} \frac{f_M^{(0)}(q'_D)}{f_D^{(0)}(q_D)} (\Psi_{M1}(q'_D) - \Psi_{Dj1}(q_D)), \\ \dot{\Psi}_{Dj2} &= \frac{q_D k}{5a\epsilon_{Dj}} (2\Psi_{Dj1} - 3\Psi_{Dj3}) - \left(\frac{1}{15} \dot{h} + \frac{2}{5} \dot{\eta} \right) \frac{d \ln f_D^{(0)}}{d \ln q_D} - \frac{4\Gamma}{B_M} \frac{q'_D}{q_D} \frac{f_M^{(0)}(q'_D)}{f_D^{(0)}(q_D)} \Psi_{Dj2}(q_D), \\ \dot{\Psi}_{Dj(n)} &= \frac{q_D k}{(2n+1)a\epsilon_{Dj}} (n\Psi_{Dj(n-1)} - (n+1)\Psi_{Dj(n+1)}) - \frac{4\Gamma}{B_M} \frac{q'_D}{q_D} \frac{f_M^{(0)}(q'_D)}{f_D^{(0)}(q_D)} \Psi_{Dj(n)}(q_D) \quad (n \geq 3).\end{aligned}$$

3 Calculation of background distribution functions

3.1 Mother particle

The temperature of CDM is low compared with the rest energy of the particle. If the mother particles do not decay, i.e. $\Gamma = 0$, the background distribution function of the particles is given by the Maxwell-Boltzmann function. In this case, or in the very early universe where the decay is negligible, the background distribution $\tilde{f}_M^{(0)}$ is

$$\tilde{f}_M^{(0)}(q_M, t) = \frac{1}{(2\pi m_M T_{M0})^{3/2}} \exp\left(-\frac{q_M^2}{2m_M T_{M0}}\right), \quad (3.1)$$

where T_{M0} is the present temperature of mother particles, and we set the Boltzmann constant $k_B = 1$. We consider $m_M = 1.0$ TeV as a working example. In fact, the result depends only on the mass ratio m_{D1}/m_M , but not on the absolute value of m_M . Including the decay, $f_M^{(0)}$ is given by the solution of eq.(2.12) as

$$f_M^{(0)}(q_M, t) = \frac{1}{(2\pi m_M T_{M0})^{3/2}} \exp\left(-\frac{q_M^2}{2m_M T_{M0}} - \Gamma t\right). \quad (3.2)$$

Here we have normalized the distribution function at $t = 0$ as

$$\int_0^{+\infty} 4\pi q_M^2 f_M^{(0)}(q_M, t=0) dq_M = 1. \quad (3.3)$$

The number density of the mother particles, n_M , is determined by

$$n_M = \rho_c \Omega_{DM} / m_M , \quad (3.4)$$

where ρ_c is the critical density of the universe, Ω_{DM} is the density parameter of dark matter normalized by the critical density at present. Note that the parameter Ω_{DM} in the above equation is an extrapolated value of the density parameter of mother particles without decay. Then the energy density of the mother particles ρ_M is given by

$$\rho_M = \frac{\rho_c \Omega_{DM}}{m_M a^4} \int_0^{+\infty} 4\pi q_M^2 \sqrt{m_M^2 a^2 + q_M^2} f_M^{(0)}(q_M, t) dq_M . \quad (3.5)$$

The temperature of mother particles at present time T_{M0} can be estimated by taking into account of the decoupling temperature T_d of mother particles [25]. The temperature which corresponds to the mass of the mother particle $m_M = 1$ TeV is so high that all species of standard particles such as eight gluons, W^\pm , Z^0 , three generations of quarks and leptons, and one complex Higgs doublet are relativistic at the decoupling of mother particles. We define g_* as the total number of effectively massless degrees of freedom. In the epoch that the mother particles are in thermal equilibrium, we expect $g_{*(\text{early})} = 106.75$, while $g_{*(\text{now})} = 3.36$ at present.

The comoving number density of photons when the mother particles are in thermal equilibrium is

$$n_\gamma = \frac{g_{*(\text{now})}}{g_{*(\text{early})}} n_{\gamma 0} . \quad (3.6)$$

Here the number density of photons at present $n_{\gamma 0}$ is 410 cm^{-3} [25, 26] and therefore

$$n_\gamma = 12.9 \text{ cm}^{-3} .$$

On the other hand, the baryon number density can be derived from the baryon-photon ratio today $\eta = n_b/n_\gamma$, which is estimated as $\eta = (6.19 \pm 0.15) \times 10^{-10}$ (1σ C.L.) [27]. The ratio of the number densities between CDM mother particles and photons today, $n_M/n_{\gamma 0}$, can be written as

$$\frac{n_M}{n_{\gamma 0}} = \frac{n_M}{n_b} \frac{n_b}{n_{\gamma 0}} = \eta \times \frac{\Omega_{DM}}{\Omega_b} \frac{m_P}{m_M} , \quad (3.7)$$

where Ω_b is the cosmological density parameter of baryon. Here we have neglected a contribution from helium. By substituting $m_M = 1.0$ TeV, $\Omega_M = 0.222$, and $\Omega_b = 0.0446$ into eq.(3.7), we obtain

$$\frac{n_M}{n_{\gamma 0}} = 2.89 \times 10^{-12} .$$

The time of the thermal decoupling of mother particles can be estimated through the relation of the Boltzmann factor as,

$$\frac{n_M}{n_\gamma} = \exp\left(-\frac{m_M}{T_d}\right) .$$

Thus we obtain the temperature of mother particles as

$$T_{M0} = a_d^2 T_d \simeq 1.7 \times 10^{-14} \text{ K} = 1.4 \times 10^{-18} \text{ eV} , \quad (3.8)$$

where a_d is the scale factor when the mother particles decouple from the thermal bath. We can write a_d as

$$a_d \sim \frac{T_{\gamma 0}}{T_d} ,$$

where $T_{\gamma 0} = 2.725$ K is the temperature of CMB [26].

3.2 Daughter particle

In this section we derive the background distribution function of daughter particles. By substituting $f_M^{(0)}$ in eq.(3.2) into eq.(2.14), we obtain a partial differential equation for the unperturbed distribution function $f_D^{(0)}$ as,

$$\dot{f}_D^{(0)} = \frac{\sqrt{2}\Gamma}{\pi^{3/2}q_D B_M^{3/2}} \left(\frac{1}{m_M T_{M0}} \right)^{3/2} \sqrt{4q_D^2 - a^2 A_M} \exp \left(-\frac{4q_D^2 - a^2 A_M}{2B_M m_M T_{M0}} \right) \exp(-\Gamma t) . \quad (3.9)$$

Since the daughter particles did not exist in the early stage of the universe,

$$f_D^{(0)}(q_D, t=0) = 0 .$$

When a mother particle decays, the amplitudes of physical momenta of two daughter particles are the same, and we denote it as p_{th} . Because the physical momentum of daughter particles decays as $\propto a^{-1}$ as the universe expands, the daughter particles which are created in the past should have the comoving momentum smaller than p_{th} .

Now let us consider the time evolution of $f_D^{(0)}$ at a fixed comoving momentum q_D . The source term of eq.(3.9) is exponentially suppressed in the very early universe when $a^2 \ll 4q_D^2/A_M$, because the typical momentum of the daughter particles q_D is much larger than the temperature of the mother particles T_{M0} . The source term, on the other hand, should be zero when $a^2 \geq 4q_D^2/A_M$, which comes from the energy-momentum conservation law. Therefore, the source is important only around $t \lesssim t_{q_D}^*$ where $t_{q_D}^*$ is defined by

$$4q_D^2 - a^2(t_{q_D}^*)A_M = 0 .$$

To take advantage of the rapid convergence of the source term of $f_D^{(0)}(q_D, t)$ we expand $a(t)$ around $t_{q_D}^*$ as

$$a(t) \simeq a(t_{q_D}^*) + \dot{a}(t_{q_D}^*)(t - t_{q_D}^*) \equiv a(t_{q_D}^*) + \dot{a}(t_{q_D}^*)\varepsilon \quad (\varepsilon \leq 0) , \quad (3.10)$$

where $\varepsilon = t - t_{q_D}^*$. Here we have omitted the higher order terms in the expansion because the source of $f_D^{(0)}(q_D, t)$ decays exponentially backward in time for $t < t_{q_D}^*$. Then the evolution equation (eq.(3.9)) can be expanded as

$$\begin{aligned} \dot{f}_D^{(0)}(q_D, t) &= \dot{f}_D^{(0)}(q_D, t_{q_D}^* + \varepsilon) \simeq \frac{\sqrt{2}\Gamma}{\pi^{3/2}q_D B_M^{3/2}} \left(\frac{1}{m_M T_{M0}} \right)^{3/2} \sqrt{-a(t_{q_D}^*)\dot{a}(t_{q_D}^*)\varepsilon A_M} , \\ &\times \exp \left(\left(\frac{A_M a(t_{q_D}^*)\dot{a}(t_{q_D}^*)}{B_M m_M T_{M0}} - \Gamma \right) \varepsilon \right) \exp(-\Gamma t_{q_D}^*) , \end{aligned} \quad (3.11)$$

and the integration of time t can be replaced with that of ε . Furthermore, we can extend the range of integration as

$$f_D^{(0)}(q_D, t_{q_D}^*) = \int_{-t_{q_D}^*}^0 \dot{f}_D^{(0)}(q_D, t_{q_D}^* + \varepsilon) d\varepsilon \simeq \int_{-\infty}^0 \dot{f}_D^{(0)}(q_D, t_{q_D}^* + \varepsilon) d\varepsilon . \quad (3.12)$$

This is because the term in the exponential in eq.(3.12) is very large in negative value; $\frac{A_M a(t_{q_D}^*)\dot{a}(t_{q_D}^*)}{B_M m_M T_{M0}}(-t_{q_D}^*) \sim -\mathcal{O}(10^{23}) \ll -1$ for $t_{q_D}^*$ around recombination, and hence the

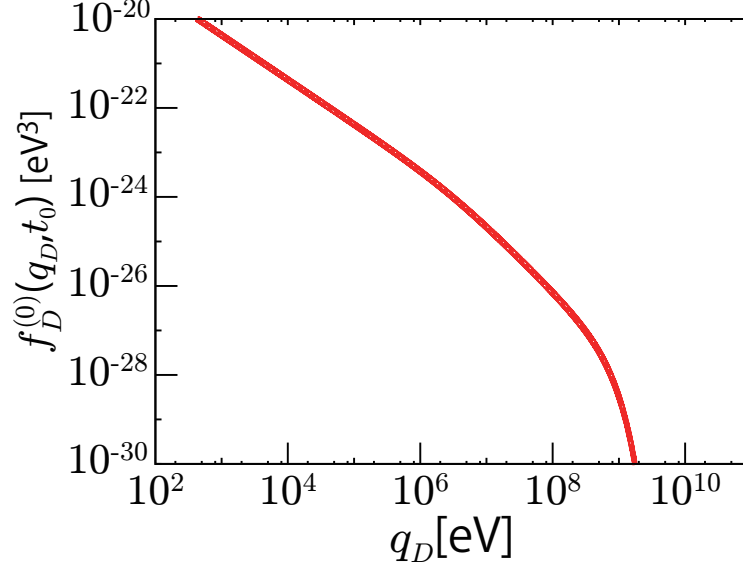


Figure 1. Distribution function of daughter particles at present as a function of comoving momentum of daughter particles q_D , with parameters $m_M = 1.0$ TeV, $m_{D1} = 0.98$ TeV, and $\Gamma^{-1} = 0.1$ Gyr.

integration of eq.(3.11) for $t = [-\infty, 0]$, i.e., $\varepsilon = [-\infty, -t_{q_D}^*]$ is negligible. We are then able to perform this integration of ε analytically to obtain

$$f_D^{(0)}(q_D, t) = \Gamma \frac{\sqrt{\pi A_M a(t_{q_D}^*) \dot{a}(t_{q_D}^*)}}{B_M^{3/2} q_D} \left(\frac{A_M a(t_{q_D}^*) \dot{a}(t_{q_D}^*)}{B_M m_M T_{M0}} - \Gamma \right)^{-3/2} \left(\frac{1}{m_M T_{M0}} \right)^{3/2} \exp(-\Gamma t_{q_D}^*) \theta(t - t_{q_D}^*). \quad (3.13)$$

We show the shape of the distribution function of daughter particles $f_D^{(0)}(q_D, t)$ at present time in figure 1.

We depict the distribution function of daughter particles at two different epochs, at matter-radiation and matter- Λ equalities, in figure 2. We find that the distribution function, f_D , is proportional to q_D^{-1} and $q_D^{-3/2}$ for $q_D < p_{th}/(1 + z_{eq})$ and $p_{th}/(1 + z_{eq}) < q_D < p_{th}/(1 + z_\Lambda)$, respectively, where z_{eq} and z_Λ are the redshifts of matter-radiation and matter- Λ equalities, respectively. These dependences can be understood as follows. First let us estimate the number density of daughter particles n . When $t \ll \Gamma^{-1}$, the number density of daughter particles is given as

$$n_D \simeq n_M (1 - \exp(-\Gamma t)) \simeq \frac{\Gamma}{H} n_M. \quad (3.14)$$

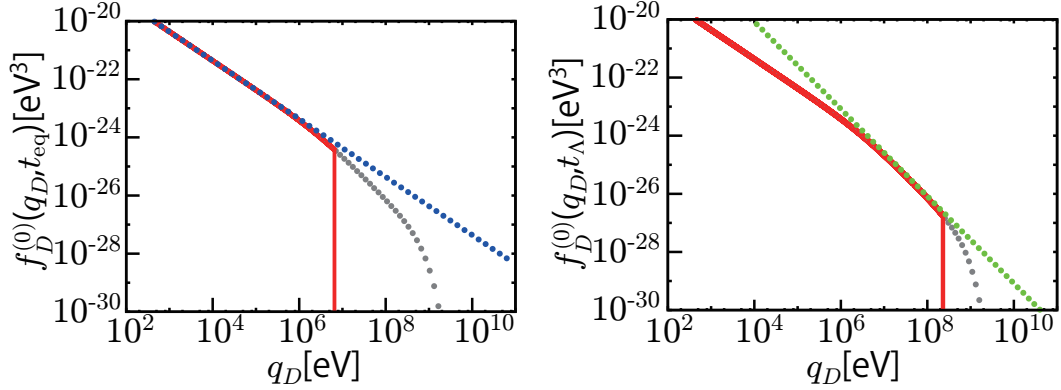


Figure 2. Snap shots of the distribution function of daughter particles (red lines) at matter-radiation equality t_{eq} (left) and matter-lambda equality t_{Λ} (right). The present distribution function is also given (gray dotted). The green and blue dotted lines are the fitting lines with $\propto q_D^{-1}$ and $q_D^{-3/2}$, which represent the particles created in the radiation and matter dominated epochs, respectively. We find that these fitting lines are in good agreement with the red lines.

The number density n_D is also expressed through an integration of $f_D^{(0)}$ as,

$$n = \int_0^{q_D} f_D^{(0)}(q'_D, t) d^3 q'_D \sim q_D^3 f_D^{(0)}(q_D, t) .$$

Thus we can express $f_D^{(0)}$ with H and q_D as,

$$f_D^{(0)} \sim \frac{n_D}{q_D^3} \sim \frac{\Gamma}{H q_D^3} n_M . \quad (3.15)$$

In the radiation-dominated epoch, the scale factor a grows proportional to $t^{1/2}$ and the Hubble parameter H is proportional to a^{-2} . In addition, the masses of the mother and the daughter particles determine the momentum of daughter particles at their creation to a fixed (constant) value p_{th} . Thus q_D can be written as

$$q_D \equiv a p_{\text{th}} \propto a . \quad (3.16)$$

Combining the above dependences altogether, we can derive the q_D -dependence in figure 2 in the radiation-dominated epoch as

$$f_D^{(0)}(q_D, t_{\text{eq}}) \propto q_D^{-1} . \quad (3.17)$$

On the other hand, in the matter-dominated epoch where $a \propto t^{2/3}$ and $H \propto a^{-3/2}$, we obtain the distribution of daughter particles created in the matter dominated epoch in the same way as

$$f_D^{(0)}(q_D, t_{\Lambda}) \propto q_D^{-3/2} . \quad (3.18)$$

We confirm that these dependencies are indeed found in figure 2.

The energy density of daughter particles can be calculated in the same way as mother's. It is given by

$$\begin{aligned} \rho_D = & \frac{\rho_c \Omega_{DM}}{m_M a^4} \int_0^{+\infty} 4\pi q_D^2 \sqrt{m_{D1}^2 a^2 + q_D^2} f_D^{(0)}(q_D, t) dq_D \\ & + \frac{\rho_c \Omega_{DM}}{m_M a^4} \int_0^{+\infty} 4\pi q_D^2 \sqrt{m_{D2}^2 a^2 + q_D^2} f_D^{(0)}(q_D, t) dq_D . \end{aligned} \quad (3.19)$$

Finally the time evolution of an homogeneous and isotropic expanding universe follows the Friedmann equation,

$$\frac{\dot{a}}{a} = \sqrt{\frac{8\pi G}{3}(\rho_M + \rho_D + \rho_B + \rho_\gamma + \rho_\nu + \rho_\Lambda)} , \quad (3.20)$$

where ρ_B , ρ_γ , ρ_ν and ρ_Λ are the densities of baryon, photon, neutrinos, and dark energy, respectively.

4 Result and Discussion

4.1 Background energy densities

By integrating the distribution functions $f_M^{(0)}$ and $f_D^{(0)}$, we obtain the time evolution of energy densities of mother and daughter particles, which is shown in figure 3. As is shown in the figure, if the dark matter particles decay, the total energy density in the universe becomes small compared with the standard Λ -CDM model [28, 29]. Thus the time evolution of the scale factor a differs from that of the Λ -CDM model. This leads to the different angular diameter distances to the last scattering surface of CMB $d_A(z_*)$ and the position of BAO d_z . The distances to CMB and the position of BAO are measured precisely by WMAP [30] and SDSS [31], respectively. The uncertainties of these measurements are also available in those papers which can be used to constrain the decay rate Γ and the mass ratio m_{D1}/m_M , as we will discuss below.

4.2 Constraints from Hubble constant, BAO and CMB

In this paper we consider the dark matter which decays only after cosmological recombination. From this reason, we fix standard cosmological parameters to the values which agree with the Λ -CDM model in the early universe obtained by WMAP7 [30]. Because the decay of mother particles can be neglected deep in the radiation dominated era, the initial conditions of the dark matter energy density ρ_M and the scale factor $a(t_i)$ can be set as in the Λ -CDM model without decay. In this paper we use the relation which holds in the radiation dominated era, $a(t = 0.02 \text{ sec}) = 4.60 \times 10^{-12}$ as our initial condition.

The "comoving" angular diameter distance to CMB, $d_A(z_*)$, is sensitive to the deviation of a , where z_* is the redshift of recombination. Here $d_A(z_*)$ is determined precisely by WMAP project as

$$d_A(z_*) = 14116_{-163}^{+160} \text{ Mpc} .$$

In the same sense the distance to BAO deviates from that in the Λ -CDM model. According to the observation of BAO by SDSS [31], the BAO constraint is given through the variable defined as $d_z \equiv r_s(z_D)/D_V(z)$, where $r_s(z_D)$ is the comoving sound horizon at the

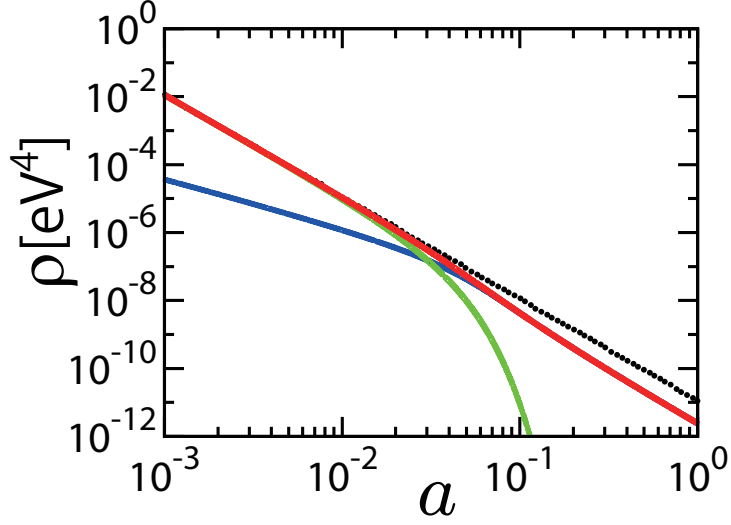


Figure 3. Evolution of energy densities of the mother (green) and daughter (blue) particles as a function of scale factor a with model parameters $m_M = 1.0$ TeV, $m_D = 0.20$ TeV, and $\Gamma^{-1} = 0.1$ Gyr. The total energy density of mother and daughter particles is shown as a red line. The time evolution for the standard CDM model is also shown for comparison (black dotted line).

baryon drag epoch and z_D is the redshift when photons decouple baryons. According to the report of WMAP7 [30],

$$r_s(z_D) = 153.2 \pm 1.7 \text{ Mpc} . \quad (4.1)$$

The distance $D_V(z)$ is a function of redshift z defined as [32, 33],

$$D_V(z) \equiv \left(\frac{(1+z)^2 z d_A^2(z)}{H(z)} \right)^{1/3} , \quad (4.2)$$

where $d_A(z)$ is the angular diameter distance to the point whose redshift is z . When one specifies a cosmological model and the evolution of the scale factor a is determined, we can use d_z to constraint the parameters of the model. The distances $d_{0.2}$ and $d_{0.35}$ are given by SDSS DR7 as [31],

$$d_{0.20}^{\text{obs}} = 0.1905 \pm 0.0061 , \quad (4.3)$$

$$d_{0.35}^{\text{obs}} = 0.1097 \pm 0.0036 . \quad (4.4)$$

We define a vector \mathbf{x} as

$$\mathbf{x} = \begin{pmatrix} d_{0.20}^{\text{th}} - d_{0.20}^{\text{obs}} \\ d_{0.35}^{\text{th}} - d_{0.35}^{\text{obs}} \end{pmatrix} , \quad (4.5)$$

where $d_{0.20}^{\text{th}}, d_{0.35}^{\text{th}}$ are the distances based on the cosmological model to be constrained. The matrix C^{-1} , which is inverse of the covariance matrix $C \equiv \langle \mathbf{x}^t \mathbf{x} \rangle$, is given by,

$$C^{-1} = \begin{pmatrix} 30124 & -17227 \\ -17227 & 86977 \end{pmatrix} , \quad (4.6)$$

where ${}^t\mathbf{x}$ is transpose of the vector \mathbf{x} . We use the value $\chi^2 \equiv {}^t\mathbf{x}C^{-1}\mathbf{x}$ for our chi-square test. Since we have two model parameters, the regions of 1σ and 2σ confidence levels correspond to those which satisfy $\Delta\chi^2 < 2.18$ and 6.30 from the minimum, respectively.

Due to the dark matter decay, the total energy density in our model is always lower than that in the Λ -CDM model if the energy densities of dark matter in the early universe are fixed to the same value between the two models. Thus the Hubble parameter H of our model is always smaller than that in the Λ -CDM, which we denote as $H_{\Lambda\text{-CDM}}$. A simple constraint on our model is therefore put from the current value of the Hubble parameter. The latest compilation determines the Hubble constant as $H_0 = 73.8 \pm 2.4$ km/s/Mpc [34] including systematics. By comparing the Hubble parameter with the data, we obtain constraints on the lifetime of the mother particle Γ^{-1} and the mass ratio m_{D1}/m_M , which are shown in figure 4.

We consider the "comoving" angular diameter distance toward the last scattering surface $d_A(z_*)$, where z_* is the redshift of recombination. The distance d_A can be written as

$$d_A = \int_0^{z_*} \frac{dz}{H(z)} > \int_0^{z_*} \frac{dz}{H_{\Lambda\text{-CDM}}(z)}. \quad (4.7)$$

Therefore

$$d_A(z_*) > d_{A(\Lambda\text{-CDM})}(z_*). \quad (4.8)$$

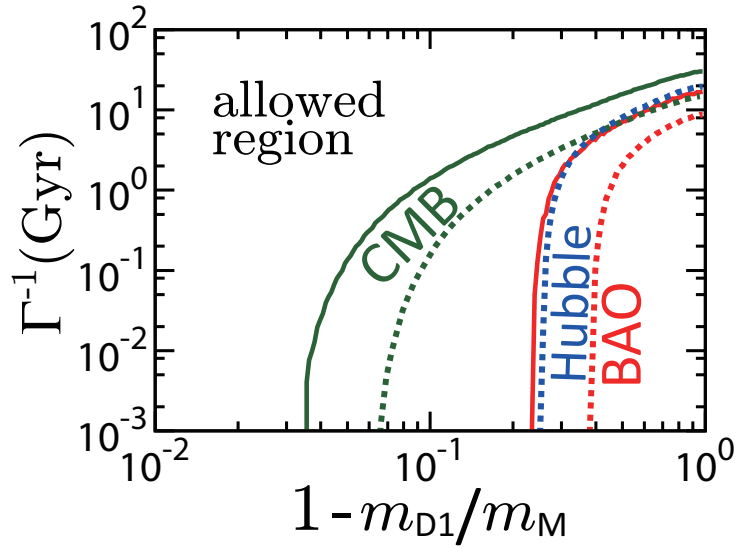


Figure 4. Constraints on the lifetime of decaying dark matter and the mass ratio between the mother and the daughter particles. Solid lines and dashed lines correspond to 1σ C.L. and 2σ C.L. of the constraints, respectively. The names of observational data are also shown in the figure.

In figure 4 we show the constraint on the lifetime of decaying dark matter from the distance to BAO and the last scattering surface of CMB. The Λ -CDM model corresponds to the limits $\Gamma \rightarrow 0$ and/or $(1 - m_{D1}/m_M) \rightarrow 0$. As Γ becomes smaller, or m_{D1} approaches closer to m_M , the distance $d_A(z_*)$ approaches to the value in the Λ -CDM model. In general, constraints from CMB are stronger than those from BAO. This is simply because CMB data are more precise than the current data of BAO. In the massless limit of daughter particles,

we find $\Gamma^{-1} > 30$ Gyr from CMB (at 1σ). Because we have derived the constraint from the background $f_D^{(0)}(q_D, t)$ only, this constraint is weaker than that obtained by [5, 12] in which the perturbations are included. At the limit $\Gamma^{-1} \rightarrow 0$ we obtain $m_{D1} > 0.97m_M$ from CMB (at 1σ). These values are consistent with the results obtained by the simplified estimations without using the distribution functions (see Appendix).

4.3 Free-streaming scale

The daughter particles created by the decay of mother particles move with large velocity in the expanding universe. It leads that the depth of the gravitational potentials which have been created by a group of mother particles becomes shallower in time. In the linear theory of structure formation, the structures smaller than the free-streaming scale l_{FS} are erased. Since it is difficult to fully calculate the density perturbations of the mother and the daughter particles, here we use l_{FS} for constraints on Γ^{-1} and m_{D1}/m_M . We restrict our attention to the case where Γ^{-1} is much smaller than the age of universe at redshift z , $\Gamma^{-1} \ll t \sim H^{-1}(z)$. In this case, because almost all the mother particles have decayed by that time into daughter particles which are responsible for the gravitational potentials, we can place constraints from a simple argument that the scale of any observed structure bounded by dark matter should be larger than the free-streaming scale of daughter particles.

Free-streaming scale $l_{FS}(z)$ at each redshift z can be estimated using the averaged velocity of daughter particles $\bar{v}(z)$ as

$$l_{FS}(z) \sim \bar{v}(z) \times \frac{1}{H(z)}. \quad (4.9)$$

Here we define $\bar{v}(z)$ as

$$\bar{v}(z) \equiv \frac{\int_0^{p_{th}} 4\pi q_D^2 v(q_D, z) f_D^{(0)} dq_D}{\int_0^{p_{th}} 4\pi q_D^2 f_D^{(0)} dq_D},$$

where

$$v(q_D, z) \equiv \frac{q_D}{\sqrt{q_D^2 + m_{D1}^2 a^2}}.$$

Here $v(q_D, z)$ is the magnitude of physical velocity of the daughter particle whose comoving momentum is q_D at redshift z .

We calculate the free-streaming scale l_{FS} of daughter particles at each redshift z , which is shown in figure 5. We explain these curves in the matter dominated epoch ($1 \lesssim z \lesssim 3000$) as follows. First, when $\Gamma^{-1} > H^{-1}$ the daughter particles with a constant physical momentum p_{th} are kept being created and the averaged physical velocity of daughter particles becomes constant. Thus

$$l_{FS} \sim \frac{Const.}{H(z)} \propto (1+z)^{-3/2}, \quad (4.10)$$

where we have used the fact that $H(z)$ is proportional to $a^{-3/2} = (1+z)^{3/2}$ in the matter dominated epoch.

Secondly, when $\Gamma^{-1} < H^{-1}$, i.e., the decay process has finished, the averaged velocity of daughter particles decays as $\bar{v} \propto a^{-1} = (1+z)$. Therefore

$$l_{FS} \propto \frac{(1+z)}{H(z)} \propto (1+z)^{-1/2}. \quad (4.11)$$

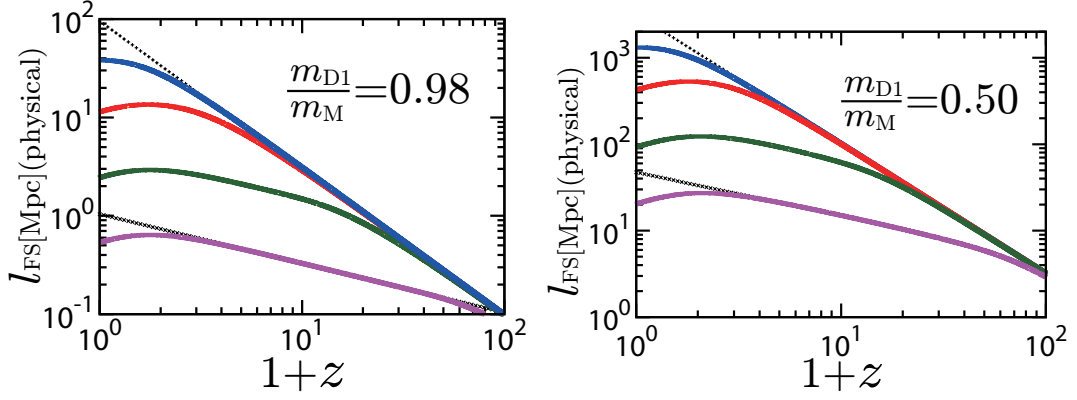


Figure 5. Time evolution of the free-streaming scale of daughter particles for $m_{D1}/m_M = 0.98$ (left) and 0.50 (right). The different lines in the panels correspond to the different lifetime of the mother particle: $\Gamma = 0.01$ Gyr (magenta line), 0.1 Gyr (green line), 1.0 Gyr (red line), and 10.0 Gyr (blue line), respectively. Black dotted lines with steeper slope are the fitting lines to the case with particles having a constant momentum, which are proportional to $(1+z)^{-3/2}$, and the others are to the case with non-relativistic particle, which is proportional to $(1+z)^{-1/2}$. See main text for details.

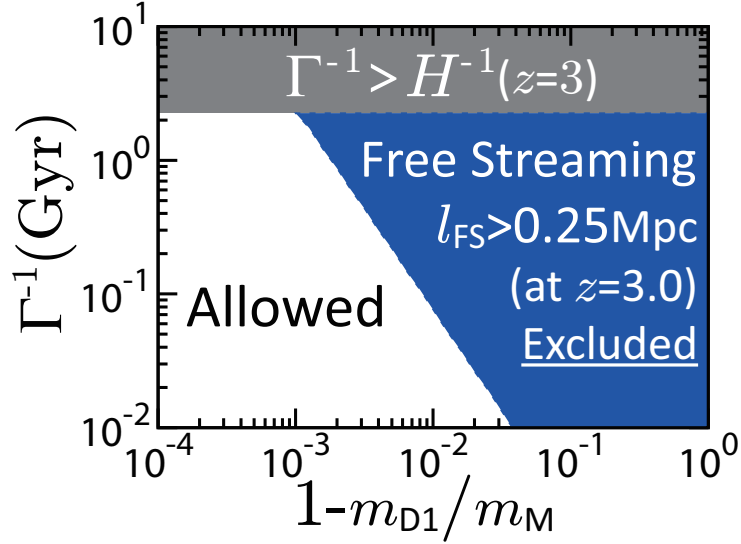


Figure 6. Constraint on the lifetime of decaying dark matter from the free-streaming scale. The range painted over in gray corresponds to $\Gamma^{-1} > H^{-1}(z=3)$, at which the gravitational potential from the mother particles would be significant at $z=3$, and hence it cannot be excluded.

One can see that these dependences well describe the calculated curves in the figure.

For the dark matter to form structures such as dark halos, the free-streaming scale l_{FS} should be less than the size of the structures. We find in figure 5 that the free-streaming scale of daughter particles is sensitive to the lifetime Γ^{-1} and m_{D1}/m_M . Contrary to the case with massless daughter particles, the free-streaming scale of daughter particles becomes smaller if the lifetime of the mother particle becomes shorter. The reason is that the velocity

of massive daughter particles decays faster in the earlier universe, because the expansion of the universe is faster. Hence the velocity of daughter particles decays in shorter timescale if they decay earlier, which leads to the smaller free streaming scale. As expected, the free-streaming scale becomes smaller if the mass ratio m_{D1}/m_M becomes smaller. Therefore any existence of large scale structure by dark matter can be used to constrain Γ^{-1} and m_{D1}/m_M through the free streaming scale.

From the observations of Lyman α cloud at $z \lesssim 3$, the density fluctuations at about 1 Mpc comoving scale have been found, for example, in SDSS [22, 26]. Therefore, when $\Gamma^{-1} \ll H^{-1}(z=3)$ is satisfied, the range of mass ratio m_{D1}/m_M is excluded if $l_{FS} \geq 1$ Mpc (0.25 Mpc in physical scale) at $z=3$. By taking this into account, we obtain the constraint on the lifetime of the mother particle as shown in figure 6. We find that the free streaming scale has a constraining power even for $(1 - m_{D1}/m_M) \lesssim 0.01$, and the constraint is complementary to those obtained from the geometric distances to CMB and BAO. In the case $\Gamma^{-1} \gtrsim H^{-1}(z)$, on the other hand, we can not use this method since most of the mother particles, and therefore the gravitational potentials, still remain at the redshift z . A full treatment of cosmological density perturbations will be necessary in this case. Because our Lyman α constraint is given at $z=3$, the region corresponding to $\Gamma^{-1} \gtrsim H^{-1}(z=3)$ (grey region in figure 7) can not be excluded from the free streaming scale for now.

4.4 Comparison with Peter et al.

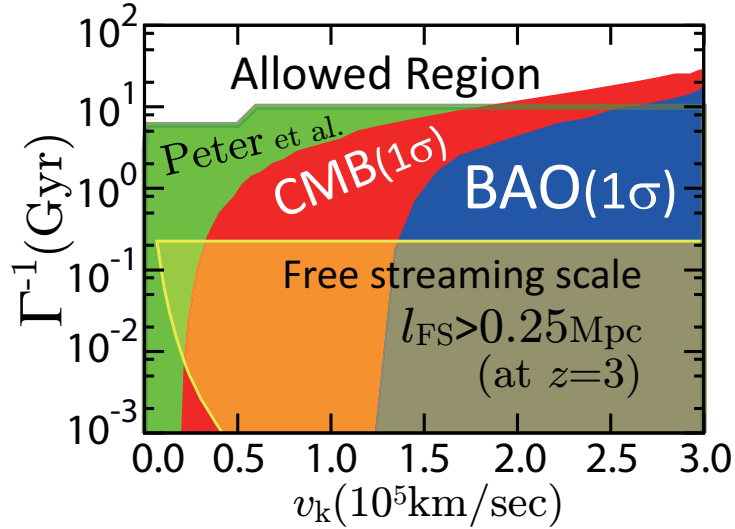


Figure 7. Comparison with the results from Peter et al. [6] on the life time and the kick velocity plane. Red, blue and yellow regions are the parameter space that we exclude in this paper.

Before ending this section we compare our result with the constraints obtained by Peter et al. [8]. They considered a dark matter decay and describe it in terms of the velocity of daughter particles v_k at their creation (they call it "kick velocity"). In a virialized dark halo, matter moves slower than its associated virial velocity v_{vir} [35]. When $v_k > v_{vir}$, dark-matter halos will be disrupted by these particle decays. They performed several numerical

simulations in order to study the detailed evolution of the total mass and density profile of galaxies composed of particles that undergo such velocity kicks as a function of the kick speed. As a result, v_k is strictly restricted from the stability of the halos. We find that our constraints are comparable with their results in high kick velocity region, as shown in figure 7. Note that our constraints are completely independent from theirs and we believe that our constraints are less uncertain in that they are free from the variety of galaxies.

5 Conclusion

In this paper we consider a decaying dark matter model in which the massive mother particle decays into two massive and massless daughter particles after cosmological recombination. We derive a complete set of Boltzmann equations to describe the evolution of the particles. We obtain constraints on the lifetime of the mother particle Γ^{-1} and the mass ratio m_{D1}/m_M with $m_{D2} = 0$ from the Hubble parameter, CMB and BAO. The allowed Γ^{-1} decreases monotonically as m_{D1}/m_M increases. For the free streaming constraint, on the other hand, we find the opposite dependence. We find $\Gamma^{-1} > 30$ Gyr at the massless limit of daughter particles and $m_{D1} > 0.97m_M$ at the limit $\Gamma^{-1} \rightarrow 0$, from the distance to CMB (1σ). We also obtain constraints from the free-streaming of daughter particles from observations of Lyman α as $(\Gamma^{-1}/10^{-2}\text{Gyr}) \lesssim ((1 - m_{D1}/m_M)/10^{-2})^{-3/2}$ for $\Gamma^{-1} < H^{-1}(z = 3)$. However, to extend the free-streaming constraint to the range $\Gamma^{-1} \gtrsim H^{-1}$ or to include the information from density perturbations such as CMB angular power spectrum, a complicated calculation of density perturbations is necessary. This will be an interesting subject and presented in a separate paper.

Acknowledgments

This work has been supported in part by Grant-in-Aid for Scientific Research Nos. 22012004 (K.I.), 22340056 and 18072004 (N.S.) of the Ministry of Education, Sports, Science and Technology (MEXT) of Japan, and also supported by Grant-in-Aid for the Global Center of Excellence program at Nagoya University "Quest for Fundamental Principles in the Universe: from Particles to the Solar System and the Cosmos" from the MEXT of Japan. This research has also been supported in part by World Premier International Research Center Initiative, MEXT, Japan.

Appendix

In the case that a mother particle decays into two massless particles, the energy densities of mother particle ρ_M and daughter radiation ρ_D satisfy the following equations

$$\dot{\rho}_M = -3H\rho_M - \Gamma\rho_M ,$$

and

$$\dot{\rho}_D = -4H\rho_D + \Gamma\rho_M .$$

These differential equations can be solved to give

$$\rho_M = \rho_{M0} a^{-3} \exp(-\Gamma t) ,$$

and

$$\rho_D = \frac{\Gamma \rho_{M0}}{a^4} \int_0^t a(t') \exp(-\Gamma t') dt',$$

where ρ_{M0} is the expected energy density of dark matter without decay. In this calculation we obtained the following constraints,

$$\Gamma^{-1} \geq 30 \text{Gyr} ,$$

and

$$\Gamma^{-1} \geq 18 \text{Gyr} ,$$

from the angular diameter distances to CMB and the position of BAO, respectively. These values agree with the results in the massless limit obtained from calculations in the main text, where the distribution functions of daughter particles are directly integrated instead using the above simple equations.

Next we show how one can obtain a limiting value of the mass ratio m_{D1}/m_M in the limit $\Gamma^{-1} \rightarrow 0$. In this limit our model corresponds to the Λ -CDM model such that Ω_M is replaced with $\frac{m_{D1}}{m_M} \Omega_{M0}$ where Ω_{M0} is the expected density parameter of dark matter without decay. We can deduce a constraint on the ratio m_{D1}/m_M from a constraint on Ω_M from the angular diameter distances to CMB and BAO. In this way we obtain the following constraints,

$$m_{D1}/m_M \geq 0.97,$$

and

$$m_{D1}/m_M \geq 0.23,$$

from the angular diameter distances to CMB and BAO, respectively. These values are roughly in agreement with the values in figure 4, in which the distribution functions of daughter particles are directly integrated.

References

- [1] A. Brett, *Cold dark matter*, Dundurn Press Ltd, 2005.
- [2] B. Moore, S. Ghigna, F. Governato, G. Lake, T. Quinn, J. Stadel and P. Tozzi, *Dark Matter Substructure within Galactic Halos*, ApJ **524** (Oct., 1999) L19–L22 [[arXiv:astro-ph/9907411](#)].
- [3] J. P. Ostriker and P. Steinhardt, *New Light on Dark Matter*, *Science* **300** (June, 2003) 1909–1914 [[arXiv:astro-ph/0306402](#)].
- [4] R. Cen, *Decaying Cold Dark Matter Model and Small-Scale Power*, ApJ **546** (Jan., 2001) L77–L80 [[arXiv:astro-ph/0005206](#)].
- [5] K. Ichiki, M. Oguri and K. Takahashi, *Constraints from the Wilkinson Microwave Anisotropy Probe on Decaying Cold Dark Matter*, *Physical Review Letters* **93** (Aug., 2004) 071302–+ [[arXiv:astro-ph/0403164](#)].
- [6] A. H. G. Peter, *Mapping the allowed parameter space for decaying dark matter models*, Phys. Rev. D **81** (Apr., 2010) 083511–+ [[1001.3870](#)].
- [7] M. Oguri, K. Takahashi, H. Ohno and K. Kotake, *Decaying Cold Dark Matter and the Evolution of the Cluster Abundance*, ApJ **597** (Nov., 2003) 645–649 [[arXiv:astro-ph/0306020](#)].

- [8] A. H. G. Peter, C. E. Moody and M. Kamionkowski, *Dark-matter decays and self-gravitating halos*, Phys. Rev. D **81** (May, 2010) 103501–+ [[1003.0419](#)].
- [9] M. Kaplinghat, *Dark matter from early decays*, Phys. Rev. D **72** (Sept., 2005) 063510–+ [[arXiv:astro-ph/0507300](#)].
- [10] M. Kaplinghat, R. E. Lopez, S. Dodelson and R. J. Scherrer, *Improved treatment of cosmic microwave background fluctuations induced by a late-decaying massive neutrino*, Phys. Rev. D **60** (Dec., 1999) 123508–+ [[arXiv:astro-ph/9907388](#)].
- [11] M. Kawasaki, G. Steigman and H.-S. Kang, *Cosmological evolution of an early-decaying particle*, Nuclear Physics B **403** (Aug., 1993) 671–706.
- [12] S. DeLope Amigo, W. Man-Yin Cheung, Z. Huang and S.-P. Ng, *Cosmological constraints on decaying dark matter*, J. Cosmology Astropart. Phys. **6** (June, 2009) 5–+ [[0812.4016](#)].
- [13] L. A. Anchordoqui, A. Delgado, C. A. García Canal and S. J. Sciutto, *Hunting long-lived gluinos at the Pierre Auger Observatory*, Phys. Rev. D **77** (Jan., 2008) 023009–+ [[0710.0525](#)].
- [14] G. Bertone, D. Hooper and J. Silk, *Particle dark matter: evidence, candidates and constraints*, Phys. Rep. **405** (Jan., 2005) 279–390 [[arXiv:hep-ph/0404175](#)].
- [15] M. Kawasaki, K. Kohri and T. Moroi, *Hadronic decay of late-decaying particles and big-bang nucleosynthesis*, Physics Letters B **625** (Oct., 2005) 7–12 [[arXiv:astro-ph/0402490](#)].
- [16] N. F. Bell, A. J. Galea and R. R. Volkas, *Model for late dark matter decay*, Phys. Rev. D **83** (Mar., 2011) 063504–+ [[1012.0067](#)].
- [17] D. J. H. Chung, E. W. Kolb and A. Riotto, *Nonthermal Supermassive Dark Matter*, Physical Review Letters **81** (Nov., 1998) 4048–4051 [[arXiv:hep-ph/9805473](#)].
- [18] K. Benakli, J. Ellis and D. V. Nanopoulos, *Natural candidates for superheavy dark matter in string and M theory*, Phys. Rev. D **59** (Feb., 1999) 047301–+ [[arXiv:hep-ph/9803333](#)].
- [19] W. B. Lin, D. H. Huang, X. Zhang and R. Brandenberger, *Nonthermal Production of Weakly Interacting Massive Particles and the Subgalactic Structure of the Universe*, Physical Review Letters **86** (Feb., 2001) 954–957 [[arXiv:astro-ph/0009003](#)].
- [20] H. B. Kim and J. E. Kim, *Late decaying axino as CDM and its lifetime bound*, Physics Letters B **527** (Feb., 2002) 18–22 [[arXiv:hep-ph/0108101](#)].
- [21] **Particle Data Group** Collaboration, K. Nakamura *et. al.*, *Review of particle physics*, J. Phys. **G37** (2010) 075021.
- [22] M. Bernardi, R. K. Sheth, M. SubbaRao, G. T. Richards, S. Burles, A. J. Connolly, J. Frieman, R. Nichol, J. Schaye, D. P. Schneider, D. E. Vanden Berk, D. G. York, J. Brinkmann and D. Q. Lamb, *A Feature at $z \sim 3.2$ in the Evolution of the Ly α Forest Optical Depth*, AJ **125** (Jan., 2003) 32–52 [[arXiv:astro-ph/0206293](#)].
- [23] A. Boyarsky, J. Lesgourgues, O. Ruchayskiy and M. Viel, *Lyman- α constraints on warm and on warm-plus-cold dark matter models*, J. Cosmology Astropart. Phys. **5** (May, 2009) 12–+ [[0812.0010](#)].
- [24] C.-P. Ma and E. Bertschinger, *Cosmological Perturbation Theory in the Synchronous and Conformal Newtonian Gauges*, ApJ **455** (Dec., 1995) 7–+ [[arXiv:astro-ph/9506072](#)].
- [25] E. W. Kolb and M. S. Turner, *The early universe*. 1990.
- [26] D. J. Fixsen, E. S. Cheng, J. M. Gales, J. C. Mather, R. A. Shafer and E. L. Wright, *The Cosmic Microwave Background Spectrum from the Full COBE FIRAS Data Set*, ApJ **473** (Dec., 1996) 576–+ [[arXiv:astro-ph/9605054](#)].
- [27] E. Komatsu, K. M. Smith, J. Dunkley, C. L. Bennett, B. Gold, G. Hinshaw, N. Jarosik, D. Larson, M. R. Nolte, L. Page, D. N. Spergel, M. Halpern, R. S. Hill, A. Kogut, M. Limon,

- S. S. Meyer, N. Odegard, G. S. Tucker, J. L. Weiland, E. Wollack and E. L. Wright, *Seven-year Wilkinson Microwave Anisotropy Probe (WMAP) Observations: Cosmological Interpretation*, ApJS **192** (Feb., 2011) 18+ [[1001.4538](#)].
- [28] H. Ziaeeepour, *Cosmic Equation of State, Quintessence and Decaying Dark Matter*, ArXiv Astrophysics e-prints (Feb., 2000) [[arXiv:astro-ph/0002400](#)].
- [29] H. Ziaeeepour, *Quintessence from the decay of superheavy dark matter*, Phys. Rev. D **69** (Mar., 2004) 063512+ [[arXiv:astro-ph/0308515](#)].
- [30] N. Jarosik, C. L. Bennett, J. Dunkley, B. Gold, M. R. Greason, M. Halpern, R. S. Hill, G. Hinshaw, A. Kogut, E. Komatsu, D. Larson, M. Limon, S. S. Meyer, M. R. Nolta, N. Odegard, L. Page, K. M. Smith, D. N. Spergel, G. S. Tucker, J. L. Weiland, E. Wollack and E. L. Wright, *Seven-year Wilkinson Microwave Anisotropy Probe (WMAP) Observations: Sky Maps, Systematic Errors, and Basic Results*, ApJS **192** (Feb., 2011) 14+ [[1001.4744](#)].
- [31] W. J. Percival, B. A. Reid, D. J. Eisenstein, N. A. Bahcall, T. Budavari, J. A. Frieman, M. Fukugita, J. E. Gunn, Ž. Ivezić, G. R. Knapp, R. G. Kron, J. Loveday, R. H. Lupton, T. A. McKay, A. Meiksin, R. C. Nichol, A. C. Pope, D. J. Schlegel, D. P. Schneider, D. N. Spergel, C. Stoughton, M. A. Strauss, A. S. Szalay, M. Tegmark, M. S. Vogeley, D. H. Weinberg, D. G. York and I. Zehavi, *Baryon acoustic oscillations in the Sloan Digital Sky Survey Data Release 7 galaxy sample*, MNRAS **401** (Feb., 2010) 2148–2168 [[0907.1660](#)].
- [32] D. J. Eisenstein, I. Zehavi, D. W. Hogg, R. Scoccimarro, M. R. Blanton, R. C. Nichol, R. Scranton, H.-J. Seo, M. Tegmark, Z. Zheng, S. F. Anderson, J. Annis, N. Bahcall, J. Brinkmann, S. Burles, F. J. Castander, A. Connolly, I. Csabai, M. Doi, M. Fukugita, J. A. Frieman, K. Glazebrook, J. E. Gunn, J. S. Hendry, G. Hennessy, Z. Ivezić, S. Kent, G. R. Knapp, H. Lin, Y.-S. Loh, R. H. Lupton, B. Margon, T. A. McKay, A. Meiksin, J. A. Munn, A. Pope, M. W. Richmond, D. Schlegel, D. P. Schneider, K. Shimasaku, C. Stoughton, M. A. Strauss, M. SubbaRao, A. S. Szalay, I. Szapudi, D. L. Tucker, B. Yanny and D. G. York, *Detection of the Baryon Acoustic Peak in the Large-Scale Correlation Function of SDSS Luminous Red Galaxies*, ApJ **633** (Nov., 2005) 560–574 [[arXiv:astro-ph/0501171](#)].
- [33] W. J. Percival, S. Cole, D. J. Eisenstein, R. C. Nichol, J. A. Peacock, A. C. Pope and A. S. Szalay, *Measuring the Baryon Acoustic Oscillation scale using the Sloan Digital Sky Survey and 2dF Galaxy Redshift Survey*, MNRAS **381** (Nov., 2007) 1053–1066 [[0705.3323](#)].
- [34] A. G. Riess, L. Macri, S. Casertano, H. Lampeitl, H. C. Ferguson, A. V. Filippenko, S. W. Jha, W. Li and R. Chornock, *A 3% Solution: Determination of the Hubble Constant with the Hubble Space Telescope and Wide Field Camera 3*, ApJ **730** (Apr., 2011) 119+ [[1103.2976](#)].
- [35] F. J. Sánchez-Salcedo, *Unstable Cold Dark Matter and the Cuspy Halo Problem in Dwarf Galaxies*, ApJ **591** (July, 2003) L107–L110 [[arXiv:astro-ph/0305496](#)].