
Some considerations on the present-day empirical status of frame-dragging after the final results of GP-B

L. IORIO^{1,2}

¹ *Ministero dell'Istruzione, dell'Università e della Ricerca (MIUR)*

² *Institute for Theoretical Physics and High Mathematics Einstein-Galilei (IFM)*

PACS 04.80.-y – Experimental studies of gravity
PACS 04.80.Cc – Experimental tests of gravitational theories
PACS 91.10.Sp – Satellite orbits

Abstract. - The cancelation of the first even zonal harmonic coefficient J_2 of the multipolar expansion of the Newtonian part of the Earth's gravitational potential from the linear combination $f^{(2L)}$ of the nodes Ω of LAGEOS and LAGEOS II used in the latest tests of the general relativistic Lense-Thirring effect cannot be perfect, as assumed so far. It is so, among other things, because of the uncertainties in the spatial orientation of the terrestrial spin axis \hat{k} as well. As a consequence, the coefficient c_1 entering $f^{(2L)}$, which is not a solve-for parameter being theoretically computed from the analytical expressions of the classical node precessions $\dot{\Omega}_{J_2}$ due to J_2 , is, on average, uncertain at a 10^{-8} level over multi-decadal time spans ΔT comparable to those used in the data analyses performed so far. A further $\simeq 20\%$ systematic uncertainty in the theoretically predicted gravitomagnetic signal, thus, occurs. The shift $\Delta\rho_{LT}$ due to the gravitomagnetic frame-dragging on the station-spacecraft range ρ is numerically computed over $\Delta T = 15$ d and $\Delta T = 1$ yr. The need of looking at such a directly observable quantity is pointed out, along with some critical remarks concerning the methodology used so far to measure the Lense-Thirring effect with the LAGEOS satellites. Suggestions for a different, more trustable and reliable approach are offered.

Introduction. – Contrary to the Newtonian theory of gravitation, in the Einsteinian general relativity, which is fully Lorentz-invariant, matter-energy currents create an additional magnetic-like gravitational field [1] with respect to the static case. It is believed to play a relevant role in explaining relativistic jets ejected from active galactic nuclei [2, 3]. The gravitomagnetic field of a rotating body affects orbiting test particles, precessing gyroscopes, moving clocks and atoms, and propagating electromagnetic waves with a variety of phenomena [4], some of which were more or less recently put on the test. For a general overview of such a phenomenology in the solar system, see, e.g., [5].

The Gravity Probe B experiment [6] officially came to an end, with the release of its final results [7] according to which the general relativistic gravitomagnetic gyroscope precession [8,9] would have been measured with a claimed accuracy of 19%. Thus, it is now even more important than before to critically scrutinize the competing tests of the gravitomagnetic Lense-Thirring orbital precessions [10] performed in the past years [11] with the LAGEOS

and LAGEOS II SLR satellites in the gravitational field of the Earth, as originally proposed in [12]. Let us recall that the GP-B mission was a dedicated experiment in the terrestrial gravitational field costing US\$ 750 million and lasting 52 yr, while the data analyses [13] of the non-dedicated LAGEOS spacecraft aimed to detect the gravitomagnetic frame-dragging in their orbits were much less expensive and comparatively less extended in time. According to I. Ciufolini, its accuracy would be 10% or better [14]; for recent articles establishing a comparison between GP-B and the previous LAGEOS-based results, see [15–17] in which it is basically argued that GP-B would have just reached the same results of the earlier tests with the LAGEOS spacecraft at a much higher cost and with an even worse, or, at most, comparable, accuracy.

Can the cancelation of the effect of the quadrupole mass moment of the Earth in the LAGEOS-based tests be perfect?. – The following linear combination of the longitudes of the ascending

arXiv:1105.4145v1 [gr-qc] 20 May 2011

nodes¹ Ω of both LAGEOS and LAGEOS II [18, 19]

$$f^{(2L)} \doteq \Omega^{(L)} + c_1 \Omega^{(L \text{ II})} \quad (1)$$

was used in the tests of the Lense-Thirring effect performed so far in the gravitational field of the Earth with such artificial bodies. Frame-dragging was purposely not modeled [14], and time series of f^2 “residuals” of the nodes [20, 21] of both satellites, combined according to eq. (1), were analyzed and subsequently fitted with a straight line plus other time-dependent signals. The coefficient c_1 entering eq. (1) is not one of the various solve-for parameters estimated in the data reduction process. Following an approach set forth in a different context [22], its value is, instead, theoretically computed as [19]

$$c_1 \doteq -\frac{\dot{\Omega}_{J_2}^{(L)}}{\dot{\Omega}_{J_2}^{(L \text{ II})}} \quad (2)$$

from the analytical expressions of the classical secular node precessions $\dot{\Omega}_{J_2}$ of both the LAGEOS satellites caused by the first even zonal harmonic coefficient J_2 of the expansion in multipoles of the Newtonian part of the terrestrial gravitational potential which accounts for its departure from spherical symmetry because of the centrifugal deformation due to the Earth’s diurnal rotation [23]. Traditionally, eq. (2) has always been computed [19] so far by means of the well known expression [23]

$$\dot{\Omega}_{J_2} = -\frac{3nJ_2R^2 \cos I}{2a^2(1-e^2)^2}. \quad (3)$$

In eq. (3) a is the semi-major axis of the satellite’s orbit, e is its eccentricity, I is its inclination to the reference $\{X, Y\}$ plane, assumed to be coincident with the Earth’s equator, R is the terrestrial equatorial radius, and $n \doteq \sqrt{GM/a^3}$ is the Keplerian mean motion of the satellite with respect to the Earth whose mass is denoted with M : G is the Newtonian constant of gravitation. The orbital parameters of LAGEOS and LAGEOS II, referred to a geocentric inertial system, are shown in Table 1.

The aim of eq. (1), with eq. (2), is to cancel out, by construction, such precessions which, being nominally 8 orders of magnitude larger than the Lense-Thirring ones

$$\dot{\Omega}_{\text{LT}} = \frac{2GS}{c^2 a^3 (1-e^2)^{3/2}}, \quad (4)$$

where S is the Earth’s angular momentum and c is the speed of light in vacuum, represent a major source of systematic bias in determining them. For the LAGEOS satellites eq. (4) yields about 30 milliarcseconds per year

¹The longitude of the ascending node Ω is one of the angles determining the orientation in space of the Keplerian ellipse.

²The term “residual” is, actually, improper for the node. Indeed, all the Keplerian orbital elements are not observable quantities. They can only be computed at various epochs from the corresponding state vectors in cartesian coordinates which, in turn, are computed from the measured values of the direct observables.

(mas yr⁻¹ in the following), so that the combined Lense-Thirring signal amounts to approximately 50 mas yr⁻¹ according to eq. (1). In principle, such a removal of J_2 from eq. (1) is exact, or, at least, it has always been intended so until now. Indeed, in all the more or less realistic evaluations of the systematic error due to the geopotential existing in literature [5, 11, 13], the part due to J_2 was always set to zero by definition and independently of σ_{J_2} , focussing on the impact of the other, uncanceled even zonal harmonics of higher degree J_ℓ , $\ell = 4, 6, 8, \dots$, modeled with a certain level of accuracy. Actually, the effect of J_2 on eq. (1) cannot be exactly zero because of a number of factors.

One of them relies on the fact that, for a given set of values³ of the satellites’ orbital parameters from which c_1 is computed by means of eq. (2) and eq. (3), the actual accuracy with which c_1 can be known is necessarily limited by the uncertainties with which the satellites’ Keplerian orbital elements of interest can be determined in the data reduction procedure. It was recently shown [24] that $\sigma_a \simeq 2$ cm and $\sigma_I \simeq 0.5$ mas yield $\Delta c_1 \simeq 10^{-8}$, corresponding to a further systematic uncertainty of about 20% in the Lense-Thirring signature. If, instead, one optimistically assumes $\sigma_a \simeq 2$ cm and [11] $\sigma_I \simeq 10 - 30 \mu\text{mas}$, then $\Delta c_1 \simeq 8 \times 10^{-9}$, which implies an additional 14% bias. On the contrary, c_1 was always given so far with a very limited number of significant digits; for example, in [11] we have $c_1 = 0.545$. For the sake of definiteness, we will denote the values of c_1 obtained from eq. (3) with $c_1^{(0)}$; the values of Table 1 yield $c_1^{(0)} = 0.540976405$.

Another issue, not yet considered in literature, is that, actually, it is incorrect to assume a perfect alignment of the Earth’s spin axis, whose unit vector is denoted by $\hat{\mathbf{k}}$, and the reference Z axis of the system actually used. Indeed, on the one hand, the latter refers to a given reference epoch, typically J2000.0, while the time spans ΔT over which the data of LAGEOS and LAGEOS II were analyzed necessarily cover 19 yr or less: during such a temporal interval $\hat{\mathbf{k}}$ did not remain fixed in the inertial space due to a variety of physical processes [25]. Such changes, even if taken into account and modeled, are, of course, known only with a limited accuracy [26]. On the other hand, it is well known that another source of uncertainty in the location of $\hat{\mathbf{k}}$ is given by the polar motion [25] with respect to the Earth’s crust itself, known with an accuracy of about⁴ 10 – 20 mas [25, 27] over a time interval of just 1 yr. Thus, it is important to quantitatively assess the further systematic error Δc_1 induced by the use of $c_1^{(0)}$ with respect to values, denoted as $c_1^{(\sigma_{\hat{\mathbf{k}}})}$, computed by taking into account the real spatial orientation of $\hat{\mathbf{k}}$. To this aim, a first step consists of computing the long-term

³They were never explicitly specified in the analyses performed so far, by assuming for them some standard figures [11], approximately representative of the orbital configurations of the LAGEOS satellites.

⁴See also <http://www.iers.org/IERS/EN/Science/science.html> on the WEB.

Table 1: Keplerian orbital parameters of LAGEOS and LAGEOS II computed from state vectors, in cartesian coordinates, corresponding to a given epoch kindly provided by L. Combrinck to the author. The inclination I and the node Ω refer to a geocentric inertial system whose reference $\{X, Y\}$ plane is assumed to be coincident with the Earth’s equator. The semi-major axes and the angles are given with a cm-level and mas-level accuracy, respectively (1 cm = 10^{-5} km, 1 mas = 2.7×10^{-7} deg).

Spacecraft	a (km)	e	I (deg)	Ω (deg)
LAGEOS	12274.753027	0.0039962	109.8617388	-1.4477848
LAGEOS II	12159.197239	0.0141892	52.6013013	-94.7543331

node variations $\dot{\Omega}_{J_2}$ for a generic orientation of $\hat{\mathbf{k}}$. The acceleration experienced by a test body orbiting an oblate central mass rotating about a generic direction $\hat{\mathbf{k}}$ is [25]

$$\mathbf{A}_{J_2} = -\frac{3GMJ_2R^2}{2r^4} \left\{ \left[1 - 5 (\hat{\mathbf{r}} \cdot \hat{\mathbf{k}})^2 \right] \hat{\mathbf{r}} + 2 (\hat{\mathbf{r}} \cdot \hat{\mathbf{k}}) \hat{\mathbf{k}} \right\}. \quad (5)$$

Since its magnitude is quite smaller than the main Newtonian monopole, its effect on the particle’s orbital motion can be straightforwardly worked out with standard perturbative techniques. The Gauss equation for the variation of the node [28] allows to obtain the rate of change of Ω averaged over one orbital revolution. It turns out to be

$$\dot{\Omega}_{J_2} = \frac{3nJ_2R^2}{4a^2(1-e^2)^2} \mathcal{F}(I, \Omega; \hat{\mathbf{k}}), \quad (6)$$

with

$$\begin{aligned} \mathcal{F} \doteq & 2\hat{k}_Z \cos 2I \csc I \left(\hat{k}_X \sin \Omega - \hat{k}_Y \cos \Omega \right) + \\ & + \cos I \left[\hat{k}_X^2 + \hat{k}_Y^2 - 2\hat{k}_Z^2 + \left(\hat{k}_Y^2 - \hat{k}_X^2 \right) \cos 2\Omega - \right. \\ & \left. - 2\hat{k}_X \hat{k}_Y \sin 2\Omega \right]. \end{aligned} \quad (7)$$

It is an exact result in e and I in the sense that no a-priori simplifying assumptions on their values were assumed; in general, it can also be useful in other contexts involving different central bodies and test particles [5]. It can be noticed that, according to eq. (6) and eq. (7), the long-term rate of change of Ω consists of the sum of a genuine secular precession and of a harmonic, time-dependent signal involving Ω and 2Ω . Moreover, eq. (7) reduces to

$$\mathcal{F} = -2 \cos I \quad (8)$$

for $\hat{k}_X = \hat{k}_Y = 0, \hat{k}_Z = \pm 1$, yielding the well-known secular precession of eq. (3). We will denote the value of c_1 computed from eq. (6)-eq. (7) by $c_1^{(\sigma_{\hat{\mathbf{k}}})}$. In Figure 1 we plot the uncertainty in c_1 raising from having used just $c_1^{(0)}$ over a temporal interval $\Delta T = 19$ yr representative of the time spans actually used in real data analyses, and for a 10 mas uncertainty in the position of $\hat{\mathbf{k}}$. It can be noticed that its impact is non-negligible since it is of the order of $4-8 \times 10^{-8}$, implying a further $\simeq 20\%$ systematic uncertainty in the gravitomagnetic signature.

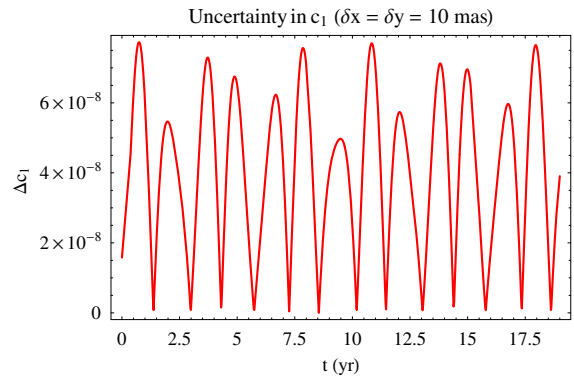


Fig. 1: Temporal evolution of the difference Δc_1 between the value of $c_1^{(0)}$ computed by assuming the Earth’s spin axis exactly coincident with the reference Z axis of an inertial equatorial reference system, and the value of $c_1^{(\sigma_{\hat{\mathbf{k}}})}$ computed by assuming an uncertainty $\sigma_{\hat{\mathbf{k}}}$ of the order of 10 mas in the orientation $\hat{\mathbf{k}}$ of the Earth’s spin axis in the same reference system. The time span is $\Delta T = 19$ yr, while the time step is $\Delta t = 7$ d. The initial conditions chosen for LAGEOS and LAGEOS II are those listed in Table 1. Δc_1 is characterized by an average $\langle \Delta c_1 \rangle = 4.1 \times 10^{-8}$, and a peak-to-peak amplitude of $\Delta c_1^{(\max)} - \Delta c_1^{(\min)} = 7.7 \times 10^{-8}$.

What was really measured in the LAGEOS-based tests? – In SLR studies the directly observable quantity is the range ρ between a spacecraft equipped with retroreflectors and a ground-based station⁵ [25]. It is straightforwardly computed by multiplying c by the time interval elapsed between the emission of the laser pulse sent to the orbiting target body and its subsequent reception after it was bounced back by the retroreflectors on-board the satellite. The precision of such measurements is nowadays at the mm level [25]. Post-fit range residuals for good targets like LAGEOS and LAGEOS II, obtained after the adjustment of a number of solved-for parameters pertaining the satellites’ physical properties and orbital dynamics, and the measurement process itself, are as large as 1 cm or less in a Root-Mean-Square (RMS) sense [25]. They globally reflect the impact of all the unmodeled and mismodeled sources of errors like, e.g., some unknown or

⁵It is just the case to recall that ranges refer to an Earth-fixed rotating reference system. In order to obtain the values of Table 1 one has to take into account the polar motion, the Earth rotation, the precession and the nutation. See [25] for details.

poorly modeled forces acting on the satellites. The post-fit residuals are also a measure of the effectiveness of the orbit determination process in which the estimated values of some parameters may partly or totally absorb the effects of other parameters not included in the list of those to be adjusted, or of totally unmodeled forces themselves. In general, if one is interested to a certain dynamical feature, it has to be explicitly modeled, and one or more dedicated solve-for parameters are, then, estimated in the data reduction procedure. Subsequently, the resulting covariance matrix is inspected in order to look for the correlations of the parameter(s) of interest with the other ones. Clearly, the magnitude of the post-fit range residuals can only be larger than, or of the same order of magnitude of, the range measurement precision. A nearly perfect modeling and/or an almost total removing of all the unmodeled effects would yield residuals as large as the measurement precision.

Extending such considerations to the frame-dragging tests performed with the LAGEOS satellites so far, it must be remarked that, actually, the Lense-Thirring force was never modeled at all, so that, from the point of view of standard orbit determination, it should be considered just as a source of systematic error impacting, in case, the post-fit range residuals to a certain level. No dedicated solve-for parameters were ever estimated; thus, the gravitomagnetic signature might have been partly or totally absorbed in the estimation of the several other parameters in the data reduction process, and partially or totally removed from the range signatures. If, instead, frame-dragging fully impacted the ranges as predicted by general relativity, time series of post-fit range residuals exhibiting non-zero time-dependent patterns characteristic of the gravitomagnetic force itself like those in Figure 2 and Figure 3, displaying the nominal Lense-Thirring effect on the station-satellite range for LAGEOS and LAGEOS II over a time interval of $\Delta T = 1$ yr, should be produced. On the contrary, the same should be done by modeling the Lense-Thirring effect in order to check if statistically significant differences with respect to the previous case would occur. Anyway, it would be a crucial check of the actual measurability of the frame-dragging by means of the LAGEOS and LAGEOS II SLR data. In fact, after more than 15 years since the first tests, such “gravitomagnetic” post-fit range residuals were never shown so far. It should be noticed that there is a contradiction between claiming sub-cm post-fit range-residuals, obtained without modeling frame-dragging, and Figure 2-Figure 3 displaying signatures with RMS variances as large as 18.0 cm and 46.1 cm, respectively. Indeed, one should assume that either the gravitomagnetic signal, not modeled, was almost entirely removed or that it was almost canceled by the superposition of other unmodeled/mismodeled competing dynamical effects. Such a removal would not be unreasonable since, as shown by Figure 4 and Figure 5, the nominal size of the Lense-Thirring range perturbation is just at cm level over $\Delta t = 15$ d. Indeed, it is unclear

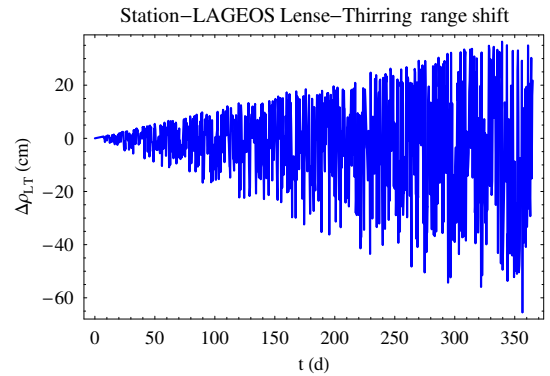


Fig. 2: Numerically integrated Lense-Thirring station-satellite range perturbation $\Delta\rho_{LT}$ for LAGEOS over $\Delta T = 1$ yr. Its variance is 18.0 cm.

why all the other unmodeled and poorly modeled effects should exactly be removed or mutually canceled leaving, instead, the completely unmodeled Lense-Thirring signal which one just wants to find there. It is much more plausible, instead, that it is somewhat absorbed in some of the estimated parameters and removed from the residual signal to a certain extent.

We remark that the tests performed so far with the LAGEOS and LAGEOS II are likely plagued by another source of intrinsic a-priori imprinting of general relativity itself with respect to those already pointed out [5]. Indeed, they always made use of a reference system whose materialization heavily relies upon SLR data, among which those from LAGEOS and LAGEOS II themselves play a fundamental role.

The considerations exposed here are, in principle, valid also for other performed or proposed tests of general relativity with the LAGEOS satellites [29], and also for those which should be implemented in the near future with the existing LAGEOS and LAGEOS II, and with the new LARES satellite [30], to be launched in 2011 by the Italian Space Agency (ASI).

Conclusions. – In conclusion, reasonable doubts exist on what it was actually seen in the tests of the Lense-Thirring effect performed so far with the LAGEOS and LAGEOS II satellites, and on what it was passed of as frame-dragging in them. Only the use of a completely different methodology, more directly linked to the actual observable quantities, may allow to speak about of unambiguous and clear tests of such a subtle effect. Frame-dragging should be explicitly modeled and solved-for in the LAGEOS and LAGEOS II data reduction process; post-fit range residuals produced with and without a model for the Lense-Thirring effect should be displayed and analyzed; a different materialization of the reference system used so far, mostly based on the observations of LAGEOS and LAGEOS II themselves, should be adopted; general relativity should desirably be solved-for in future dedicated global gravity field solutions combining data

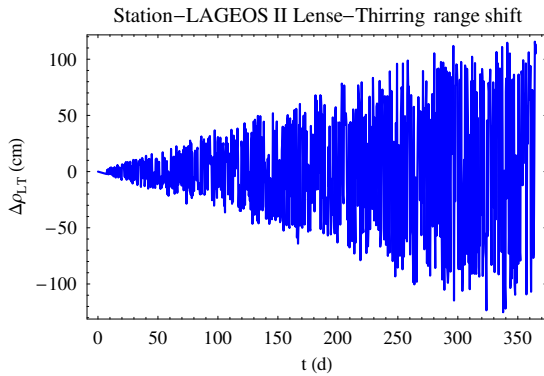


Fig. 3: Numerically integrated Lense-Thirring station-satellite range perturbation $\Delta\rho_{LT}$ for LAGEOS II over $\Delta T = 1$ yr. Its variance is 46.1 cm.

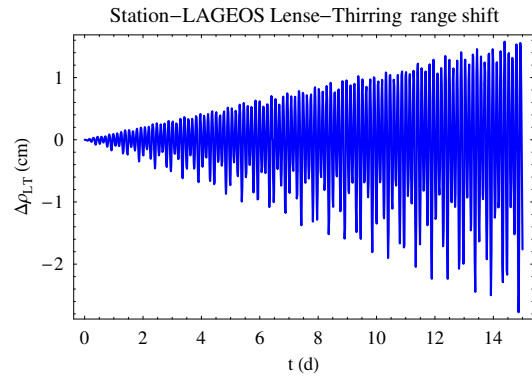


Fig. 4: Numerically integrated Lense-Thirring station-satellite range perturbation $\Delta\rho_{LT}$ for LAGEOS over $\Delta T = 15$ d. Its variance is 0.8 cm.

from several satellites. Otherwise, it should be clearly stated why it is not possible to implement the aforementioned steps which, after all, are standard practice in all branches of geodetic and astronomical studies.

Moreover, even by trusting the strategy adopted so far, unavoidable uncertainties in our knowledge of the Earth's rotation axis have repercussions on a necessarily imperfect calculation of the theoretically computed coefficient c_1 entering the usual linear combination of the nodes of LAGEOS and LAGEOS II. It would not allow for an exact removal of the aliasing bias due to the first even zonal harmonic J_2 of the geopotential which, instead, would still be present at a 10% level of the Lense-Thirring signal. Let us recall that a further 10–20% alias comes from the uncertainty in c_1 due to the errors in the satellites' orbital parameters a and I .

Thus, more work is still required to really consider the LAGEOS-based attempt as a genuine competitor of the GP-B mission from the point of view of reliability, trustability and methodology. Even if the LAGEOS-based tests measured something really pertaining the Lense-Thirring effect, the total uncertainty in them is larger than that affecting the dedicated GP-B experiment.

I thank L. Combrinck for having provided me with the state vectors of both the LAGEOS spacecraft, and for interesting discussions.

REFERENCES

- [1] THORNE K. S., MACDONALD D. A. and PRICE R. H. (Editors), *Black Holes: The Membrane Paradigm* (Yale University Press, Yale) 1986.
- [2] THORNE K. S., *Near Zero: New Frontiers of Physics*, edited by J. D. FAIRBANK, B. S. DEEVER, C. W. F. EVERITT and P. F. MICHELSON (W. H. Freeman and Company, New York) 1988, p. 573.
- [3] STELLA L. and POSSENTI A., *Space Sci. Rev.*, **148** (2009) 105.

- [4] SCHÄFER G., *Space Sci. Rev.*, **148** (2009) 37.
- [5] IORIO L., LICHTENEGGER H. I. M., RUGGIERO M. L. and CORDA C., *Astrophys. Space Sci.*, **331** (2011) 351.
- [6] EVERITT C. W. F., BUCHMAN S., DEBRA D. B., *et al.*, *Gyros, Clocks, Interferometers...: Testing Relativistic Gravity in Space*, Vol. **LNP 562**, edited by C. LÄMMERZAHN, C. W. F. EVERITT and F. W. HEHL (Springer, Berlin) 2001, p. 52.
- [7] EVERITT C. W. F., DEBRA D. B., PARKINSON B. W., TURNEAURE J. P., CONKLIN J. W., HEIFETZ M. I., KEISER G. M., SILBERGLEIT A. S., HOLMES T., KOŁODZIEJCZAK J., AL-MESHARI M., MESTER J. C., MUHLFELDER B., SOLOMONIK V., STAHL K., WORDEN P., BENCZE W., BUCHMAN S., CLARKE B., AL-JADAAN A., AL-JIBREEN H., LI J., LIPA J. A., LOCKHART J. M., AL-SUWAIDAN B., TABER M., and WANG S., *Phys. Rev. Lett.*, (2011) at press.
- [8] PUGH G. E., *WSEG Research Memorandum*, Vol. **11** 1959.
- [9] SCHIFF L. I., *Phys. Rev. Lett.*, **4** (1960) 215.
- [10] LENSE J. and THIRRING H., *Phys. Z.*, **19** (1918) 156.
- [11] CIUFOLINI I., PAOLOZZI A., PAVLIS E. C., RIES J. C., KÖNIG R., MATZNER R. A., SINDONI G. and NEUMAYER H., *Space Sci. Rev.*, **148** (2009) 71.
- [12] CUGUSI L. and PROVERBIO E., *Astron. Astrophys.*, **69** (1978) 321.
- [13] CIUFOLINI I., PAVLIS E. C., RIES J. C., KÖNIG R., SINDONI G., PAOLOZZI A. and NEUMAYER H., *General Relativity and John Archibald Wheeler*, Vol. **ASSL 367**, edited by I. CIUFOLINI and R. A. MATZNER (Springer, Dordrecht) 2010, p. 371.
- [14] CIUFOLINI I. and PAVLIS E. C., *Nature*, **431** (2004) 958.
- [15] REICH E. S., *Nature*, **473** (2011) 131.
- [16] CHO A., *Science NOW*, (2011) <http://news.sciencemag.org/sciencenow/2011/05/at-long-last-gravity-probe-b.html>.
- [17] REICH E. S., *Nature News Blog*, (2011) http://blogs.nature.com/news/2011/05/post_76.html.
- [18] RIES J. C., EANES R. J., TAPLEY B. D. and PETERSON G. E., *Proceedings of the 13th International Laser Ranging Workshop*, edited by R. NOOMEN, S. KLOSKO, C. NOLL and M. PEARLMAN, Vol. **NASA CP (2003-212248)** (NASA, Goddard) 2003.
- [19] IORIO L., *THE TENTH MARCEL GROSSMANN*

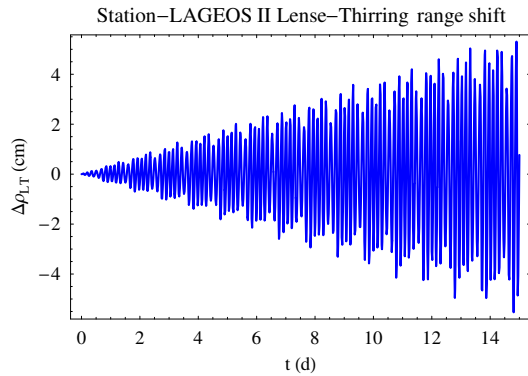


Fig. 5: Numerically integrated Lense-Thirring station-satellite range perturbation $\Delta\rho_{LT}$ for LAGEOS II over $\Delta T = 15$ d. Its variance is 1.9 cm.

MEETING. On Recent Developments in Theoretical and Experimental General Relativity, Gravitation and Relativistic Field Theories. Proceedings of the MG10 Meeting held at Brazilian Center for Research in Physics (CBPF), Rio de Janeiro, Brazil, 20-26 July 2003, edited by M. NOVELLO, S. P. BERGLIAFFA and R. J. RUFFINI (World Scientific, Singapore) 2006, p. 1011.

- [20] LUCCHESI D. M. and BALMINO G., *Planet. Space Sci.*, **54** (2006) 581.
- [21] LUCCHESI D. M., *Adv. Space Res.*, **39** (2007) 1559.
- [22] CIUFOLINI I., *Nuovo Cimento A*, **12** (1996) 1709.
- [23] CAPDEROU M., *Satellites. Orbits and missions* (Springer, Paris) 2005.
- [24] IORIO L., *Gen. Relativ. Gravit.*, **43** (2011) 1697.
- [25] MONTENBRUCK O. and GILL E., *Satellite Orbits. Models. Methods. Applications* (Springer, Berlin) 2000.
- [26] SEIDELMANN P.K., ARCHINAL B.A., A'HEARN M.F., CONRAD A., CONSOLMAGNO G.J., HESTROFFER D., HILTON J.L., KRASINSKY G.A., NEUMANN G., OBERST J., STOOKE P., TEDESCO E.F., THOLEN D.J., THOMAS P.C., and WILLIAMS I.P., *Celest. Mech. Dyn. Astron.*, **98** (2007) 155.
- [27] MCCARTHY D. D. and PETIT G., *IERS Conventions (2003)* (Verlag des Bundesamtes für Kartographie und Geodäsie, Frankfurt am Main) 2004.
- [28] BERTOTTI B., FARINELLA P. and VOKROUHLICKÝ D., *Physics of the Solar System* (Kluwer, Dordrecht) 2003.
- [29] LUCCHESI D. M. and PERON R., *Phys. Rev. Lett.*, **105** (2011) 231103.
- [30] CIUFOLINI I., PAOLOZZI A., PAVLIS E. C., RIES J. C., KÖNIG, R., MATZNER R. A. and SINDONI G., *General Relativity and John Archibald Wheeler*, Vol. **ASSL 367**, edited by I. CIUFOLINI and R. A. MATZNER (Springer, Dordrecht) 2010, p. 467.