

# Free Collisions in a Microgravity Many-Particle Experiment. II. The Collision Dynamics of Dust-Coated Chondrules

E. Beitz, C. Güttler, R. Weidling, J. Blum

*Institut für Geophysik und extraterrestrische Physik, Technische Universität Braunschweig,  
Mendelssohnstr. 3, D-38106 Braunschweig, Germany*

---

## Abstract

The formation of planetesimals in the early solar system is hardly understood, and in particular the growth of millimeter-sized particles has recently turned out to be a difficult task in our understanding [Zsom et al. 2010, A&A, 513, A57]. Laboratory experiments have shown that dust aggregates of these sizes are hardly sticking and if at all only at very low velocities. However, in the protoplanetary disk, millimeter sized particles are known to have been ubiquitous in the form of solid chondrules as a main constituent of their parent bodies, the chondrites. Most of these chondrules were found to feature a fine grained rim, which is hypothesized to have formed from accreting dust grains in the solar nebula. To study the influence of these dust-coated chondrules on the formation of chondrites and possibly planetesimals, we conducted collision experiments between millimeter-sized, dust-coated chondrule analogs at velocities of a few  $\text{cm s}^{-1}$ . For 2 and 3 mm diameter chondrule analogs covered by dusty rims of 82 and 60 % porosity, we found sticking velocities of a few  $\text{cm s}^{-1}$ . This velocity is higher than the sticking velocity of dust aggregates having the same size but a smaller mass. We therefore conclude that chondrules may be an important step towards a deeper understanding of the collisional growth of larger bodies.

*Keywords:* Experimental techniques, Planetary formation, Solar Nebula, Planetesimals, Meteorites

---

## 1. Introduction

Chondrules are mm-sized solid particles which are found in large amounts in meteorites falling down to Earth. Petrographic studies of these chondrules revealed that their formation dates early in the solar nebula, only 2.5 Myrs after the first condensates and the calcium-aluminum-rich-inclusions formed (Amelin et al., 2002). As chondrules make up between 20 and 80 % of their parent bodies' volume (Hewins et al., 2005), their mere ubiquity indicates a tight connection to the formation of planetesimals. Most chondrules are surrounded by a dusty layer, referred to as accretionary rims, which are hypothesized to be a record of the accretion of dust grains in the solar nebula (Metzler et al., 1992; Morfill et al., 1998; Bland et al., 2011). These soft, dusty rims will likely have an influence on the collision behavior of the chondrules and, thus, on the formation of planetesimals (Ormel et al., 2008). Especially since Zsom et al. (2010) discovered a bouncing barrier for millimeter-sized dust aggregates, the growth mechanisms beyond this size need further investigation and for the chondrules we firmly know that they must have existed.

With this idea in mind, we experimentally tested the influence of porous dust rims around artificial chondrules on their collision behavior in free particle-particle collisions. To achieve this, we first developed two different techniques to cover chondrule analogs with dusty layers, simulating their formation in

the solar nebula (Sect. 2.1 and 3.1). In a second step, the dust-coated chondrule analogs were used in a multiple collision experiment, in which we observed low-velocity collisions (typically at a few  $\text{cm s}^{-1}$ ) between differently coated particles of 2 and 3 mm in diameter (Sect. 2.2 and 3.2).

## 2. Experimental Setup

### 2.1. Coating Experiments

We used two different experimental methods to prepare accretionary rims around chondrules. With these, we can form dust rims of different porosities and morphologies around chondrule analogs, for which we use glass beads of 2 and 3 mm diameter.

The first setup is designed to create highly porous dust rims in collisions between a chondrule analog and individual  $\mu\text{m}$ -sized dust grains well below the capture velocity. This simulates a chondrule which is freely floating through the solar nebula, where it gently collides with single dust grains sticking to its surface (Morfill et al., 1998). To reproduce such a scenario, we levitate a glass bead in a vertical upward gas stream within a hollow funnel. The gas flow from the bottom is adjustable, so that we can levitate glass spheres between 1 and 4 mm in diameter without them touching the funnel wall. Using an aerosol generator we introduce single micrometer-sized dust grains into the gas flow which stick to the chondrule surface. A typical coated glass bead formed with this method is shown in the inset of Fig. 2a and the properties of the dust rims are presented in

---

*Email address:* e.beitz@tu-bs.de (E. Beitz)

Sect. 3.1. For this method, we calculated the collision velocity between the levitated glass bead and the dust grains, assuming perfect coupling to the gas flow, to be  $v_{\text{coll}} \leq 0.8 \text{ m s}^{-1}$ . This velocity is below the sticking velocity of  $1.1 \text{ m s}^{-1}$  determined by Blum et al. (2006). Moreover, for these low velocities, we do not expect any severe restructuring (Blum & Wurm, 2000; Blum et al., 2006) or even erosion (Schräpler & Blum, accepted) of the dusty surface and this is consistent with the low volume filling factor of  $\phi = 0.18$  measured for the accreted rim. For the porosity measurement, we used a rotation table and a high-resolution camera (for the volume determination) and a precision balance (for the mass determination), details are described by Weidling et al. (submitted, hereafter Paper I).

The second method simulates a multiple-collision scenario in which mass is transferred to the chondrule surface in many low-velocity collisions with porous dust agglomerates. To assemble these rims, we randomly shake a container of dust with a glass bead inside for a defined time (e.g., 60 s). With this method, the glass beads accrete a denser rim with a volume filling factor around  $\phi = 0.4$ , which is a rough estimate (Sect. 3.1). The inset in Fig. 2b shows such a chondrule, which has a more irregular rim than the one shown for the first method.

For both coating scenarios we used spherical monodisperse  $\text{SiO}_2$  dust grains with a grain diameter of  $1.5 \mu\text{m}$  (properties compiled by Blum et al., 2006). This dust has been used for many collision experiments (Blum & Wurm, 2008; Güttler et al., 2010) and also its grain and aggregate properties are well known (Heim et al., 1999; Blum et al., 2006).

## 2.2. Multiple Collision Experiment

The intention of this study is to investigate low-velocity collisions between the particles described above and determine their sticking threshold velocity. To achieve the required low velocities, the experiments were performed under microgravity conditions in the Bremen drop tower, and the setup used here is the many-particle experiment MEDEA-II as described in detail in Paper I. The setup consists of a glass tube under vacuum (0.1 Pa) with a diameter of 25 mm, in which the coated particles can collide freely. The experiment chamber is observed by a high-speed camera operated at 500 frames per second, using a beam splitter optics with a viewing angle of  $30^\circ$  to obtain the three-dimensional trajectory information (of which we so far only used one projection though). Within the experimental campaign in November 2010, we performed four experiments with dust-coated chondrule analogs. During approx. 9 s of microgravity time, the tube was gently shaken with an eccentric wheel (1 mm amplitude, 4 or 16 Hz shaking frequency) to separate the rim particles at the beginning of the experiment and avoid them sticking to the walls at a later stage. In each of the four experiments described below, 60 – 140 particles were carefully prepared and stored at the bottom of the test chamber in a conical pile. No significant surface defects from the touching points could be observed for the  $\phi = 0.18$  rims in the image sequences. With 2 and 3 mm diameter glass beads and the two rim porosities described above, we conducted one experiment for each combination, thus four experiments. In the experiments




Figure 1: Image sequence of a sticking collision between two dust-coated particles (2 mm diameter,  $\phi = 0.18$ ) at a velocity of  $1 \text{ cm s}^{-1}$ . After sticking to each other, they rotate around their common center of mass. A movie of this collision can be found in the online version of this article.

with the fluffier rims, the vacuum tube was continuously excited by a fast shaker (16 Hz), in the runs with the denser rims, the shaker was running at a lower frequency (4 Hz), which was even slowed down (approx. 2 Hz) after 3 s with a motor control. With this, we wanted to achieve even lower velocities, but it had the side effect that the particles were clumping quickly and no further individual collisions could be observed.

## 3. Results

### 3.1. Rim Properties

The two different coating mechanisms described in Sect. 2.1 result in two different types of chondrule rims. The rims formed by free-floating chondrules in the funnel could well be characterized with the volume measurement on a rotation table as described in Paper I. For these rims we found a typical volume filling factor of  $\phi = 0.18 \pm 0.03$  (standard deviation) which is only slightly above the BPCA (Ballistic Particle Cluster Agglomeration) limit (see, e.g., Blum & Schräpler, 2004) and not depending on coating time. We tested this by taking the particles out of the funnel after 30, 60, and 120 s and precisely measuring the mass and volume. The mean rim thickness increased linearly in time at a rate of  $0.6 \mu\text{m s}^{-1}$ . For the collision experiments described below, we exposed the glass beads for 60 to 90 s, which thereafter leads to a rim thickness of around  $50 \mu\text{m}$ .

The second coating method is less defined and a calculation of the rim volume did not result in plausible values due to the very uneven surface (cf. inset in Fig. 2b). This systematically results in an underestimation of the filling factor and the best guess we can make for these rims is to relate their filling factor to the aggregates in the container, which have a volume filling factor of  $\phi = 0.35$  (Paper I). If we assume that the rims are slightly more compact due to a higher inertia of the glass spheres in the repeated collisions, a reasonable value would be  $\phi = 0.4$ , which is very uncertain though.

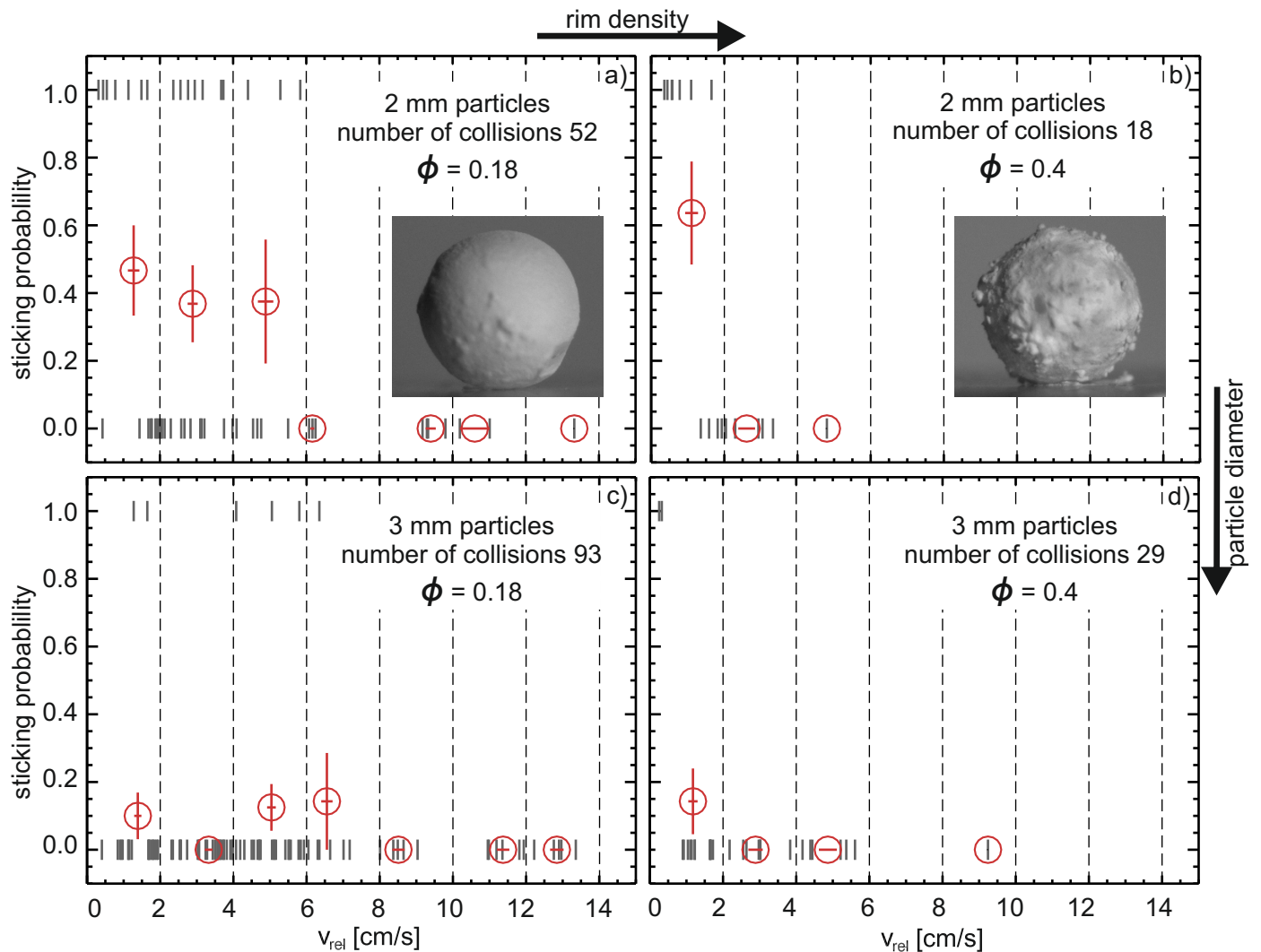


Figure 2: Sticking probabilities of the four experiments with two different particle diameters and rim porosities. The averaged sticking probability (circles) decreases with volume filling factor (to the right) and increasing particle size (downwards). The insets show the particles with different porosities produced by the two setups described in Sect. 2.1.

### 3.2. Collision Behavior

In this section we present the results on collisions between individual 2 mm and 3 mm coated chondrules. A typical sticking collision is presented in Fig. 1: the two particles collide at a relative velocity of  $1 \text{ cm s}^{-1}$ , stick to each other and rotate around their common center of mass. In this sequence, the glass beads have a diameter of 2 mm and the porosity of the rims is 82%. In total, we observed 192 individual collisions, for which we were able to follow both particle trajectories. From those we measured the projected collision velocities and we also discerned the result into sticking or bouncing. Figure 2 shows the results of the four experiments (two particle sizes, two porosities) in terms of the sticking probability. The vertical dashes at sticking probabilities 0 or 1 denote individual bouncing or sticking collisions, respectively. We averaged the raw data in intervals of  $2 \text{ cm s}^{-1}$  (within the boundaries denoted in Fig. 2 by the dashed vertical lines), which is shown by the circles. The error bars de-

note the standard deviations in sticking probability and collision velocity for these mean values. There is a clear trend of higher sticking probability for the smaller particles (upper row) and also a trend for particles sticking at higher velocities if the rims are fluffier (compare left and right). We have to note that the statistics (i.e., the total number of observed collisions) for the experiments with denser rims is much poorer as the excitation was turned down as mentioned above. Moreover, as the velocities plotted here are projected velocities, they are systematically underestimated by approx. 13% in average (see discussion in Paper I).

### 3.3. Cluster Formation

In the beginning of each experiment, the rim particles were lying on a pile at the bottom of the experiment chamber and were then levitated under microgravity conditions due to the excitation with the shaker. As the particles are very cohesive (see the previous section), they were not initially separated from




Figure 3: Clusters of dust-rimmed chondrules formed in each of the four experiments and were observed to be growing. Here, we show a collision of a single dust-coated chondrule analog and a chondrule cluster at a velocity of  $2.7 \text{ cm s}^{-1}$ , which leads to sticking after the projectile sufficiently slows down by rolling over the cluster surface. Also note the deformation of the cluster at the impact point. A movie of this collision can be found in the online version of this article.

each other but several clusters repeatedly collided with the vibrating top and bottom of the vacuum chamber. After a few seconds, this led to a quasi-equilibrium between growth and destruction of the clusters, except for the case where the shakers were turned down (see Sect. 2.2).

Although we did not yet succeed in a broad quantitative analysis of the collisions among clusters and between clusters and individual particles, we qualitatively observed an efficient growth of these clusters. In both experiments with compact rims ( $\phi = 0.4$ ) we observed several collisions between individual particles (as presented above) but after the shaker was slowed down, most individual particles were efficiently swept up by one central cluster. Figure 3 shows an individual 2 mm particle, which is colliding with a chondrule cluster at a velocity of  $2.7 \text{ cm s}^{-1}$ . One can qualitatively see that the sticking efficiency is enhanced compared to a collision between individual particles: the rim particle collides with a salient particle from the cluster and the cluster is deformed at this position. This can be seen by following the two vertically aligned, semi-transparent particles in the line of the impact velocity over the whole sequence. This deformation goes along with a dissipation of energy, by which the impactor is slowed down. It is still moving in the direction towards the cluster, can only roll over the cluster surface, successively slows down, and finally sticks to the cluster.

#### 4. Concluding Remarks

We observed sticking in free collisions between particles of 2 and 3 mm diameter at velocities of up to  $6 \text{ cm s}^{-1}$ . This is an unexpected result: solid particles of the same size colliding at a similar velocity do definitely not stick to each other (e.g., Foerster et al., 1994; Lorenz et al., 1997), neither do porous dust aggregates (Heielmann et al., 2007, Paper I). Only the

combination of solid particles with a highly porous dust rim apparently makes a huge difference. This is very unexpected and contradicting against our current understanding. In Paper I, we adapted a model of Thornton & Ning (1998) to deduce the sticking velocity of porous aggregates and the agreement was satisfying. However, extrapolating these results by taking Equation (4) of Paper I with the same material parameters but our chondrule density ( $2500 \text{ kg m}^{-3}$ ) and radius (1 mm), we arrive at a sticking velocity of  $0.05 \text{ mm s}^{-1}$ , which is the velocity where we should expect a sticking probability of 1. This is a factor of four lower than the sticking velocity of  $0.21 \text{ mm s}^{-1}$  for the 1 mm diameter aggregates in Paper I. Taking this factor as a scaling also for the velocity with sticking probability of 0, we get an onset for sticking at  $0.75 \text{ cm s}^{-1}$  (approx.  $3 \text{ cm s}^{-1}$  in Paper I), which is well below our maximum sticking velocity of  $6 \text{ cm s}^{-1}$ . For aggregates more comparable to our sizes (1.5 mm diameter), Weidling et al. did not find sticking at all.

The velocity range for sticking observed in our experiments is highly relevant for millimeter-sized particles. As Weidling et al. (2009) showed in their Fig. 8, the relative velocities for particles of 1 cm radius are below  $1 \text{ cm s}^{-1}$  if they assume a high solar-nebula surface density considered by Desch (2007). The collision velocities for millimeter-sized particles are accordingly slower and a growth to small clusters seems plausible. In subsequent collisions of centimeter-sized clusters, new ways for the dissipation of energy as qualitatively shown in Sect. 3.3 may lead to further growth. Higher dust-to-gas ratios as expected in chondrule forming regions (Alexander et al., 2008) and from numerical simulations (Johansen et al., 2007; Cuzzi et al., 2008) may have an additional positive effect to decrease the relative velocities.

Finally, our experiments indicate a possible way for the formation of the parent bodies of chondrites. It needs to be solved how stable the observed clusters are against disruption and how the results depend on material parameters, i.e., grain size, composition, and possibly thermal history. This will be done in future experiments.

#### Acknowledgements

E.B. and C.G. thank the Deutsche Forschungsgemeinschaft (DFG) for support under grants B1 298/13-1 and B1 298/7-1. We thank the Deutsches Zentrum fr Luft- und Raumfahrt (DLR) for support in the development of the MEDEA hardware (grant 50WM0936) and for providing us with drop tower flights. We also thank Torsten Krumscheid for aiding us in the image analysis of the drop tower experiments.

#### References

- Alexander, C. M. O., Grossman, J. N., Ebel, D. S., & Ciesla, F. J. 2008, *Science*, 320, 1617
- Amelin, Y., Krot, A. N., Hutcheon, I. D., & Ulyanov, A. A. 2002, *Science*, 297, 1678
- Bland, P. A., Howard, L. E., Prior, D. J., et al. 2011, *Nature Geoscience*, 4, 244
- Blum, J. & Schrpler, R. 2004, *Physical Review Letters*, 93, 115503
- Blum, J., Schrpler, R., Davidsson, B. J. R., & Trigo-Rodrguez, J. M. 2006, *The Astrophysical Journal*, 652, 1768
- Blum, J. & Wurm, G. 2000, *Icarus*, 143, 138

- Blum, J. & Wurm, G. 2008, *Annual Review of Astronomy and Astrophysics*, 46, 21
- Cuzzi, J. N., Hogan, R. C., & Shariff, K. 2008, *The Astrophysical Journal*, 687, 1432
- Desch, S. J. 2007, *The Astrophysical Journal*, 671, 878
- Foerster, S. F., Louge, M. Y., Chang, H., & Allia, K. 1994, *Physics of Fluids*, 6, 1108
- Güttler, C., Blum, J., Zsom, A., Ormel, C. W., & Dullemond, C. P. 2010, *Astronomy and Astrophysics*, 513, A56
- Heim, L.-O., Blum, J., Preuss, M., & Butt, H.-J. 1999, *Physical Review Letters*, 83, 3328
- Heißelmann, D., Fraser, H., & Blum, J. 2007, in *Proceedings of the 58th International Astronautical Congress 2007*, IAC-07-A2.1.02
- Hewins, R. H., Connolly, Jr., H. C., Lofgren, G. E., & Libourel, G. 2005, in *Chondrites and the Protoplanetary Disk*, ed. A. N. Krot, E. R. D. Scott, & B. Reipurth, 286–316
- Johansen, A., Oishi, J. S., Low, M.-M. M., et al. 2007, *Nature*, 448, 1022
- Lorenz, A., Tuozzolo, C., & Louge, M. 1997, *Experimental Mechanics*, 37, 292, 10.1007/BF02317421
- Metzler, K., Bischoff, A., & Stoeffler, D. 1992, *Geochimica Cosmochimica Acta*, 56, 2873
- Morfill, G. E., Durisen, R. H., & Turner, G. W. 1998, *Icarus*, 134, 180
- Ormel, C. W., Cuzzi, J. N., & Tielens, A. G. G. M. 2008, *The Astrophysical Journal*, 679, 1588
- Schräpler, R. & Blum, J. accepted, *The Astrophysical Journal*
- Thornton, C. & Ning, Z. 1998, *Powder Technology*, 99, 154
- Weidling, R., Güttler, C., & Blum, J. submitted, *Icarus*
- Weidling, R., Güttler, C., Blum, J., & Brauer, F. 2009, *The Astrophysical Journal*, 696, 2036
- Zsom, A., Ormel, C. W., Güttler, C., Blum, J., & Dullemond, C. P. 2010, *Astronomy and Astrophysics*, 513, A57