

# RADIATIVE EFFICIENCY AND THERMAL SPECTRUM OF ACCRETION ONTO SCHWARZSCHILD BLACK HOLES

Scott C. Noble

*Center for Computational Relativity and Gravitation  
Rochester Institute of Technology  
Rochester, NY 14623*

scn@astro.rit.edu

and

Julian H. Krolik

*Physics and Astronomy Department  
Johns Hopkins University  
Baltimore, MD 21218*

jhk@jhu.edu

and

Jeremy D. Schnittman

*NASA/Goddard Space Flight Center  
Greenbelt, MD 20771*

jeremy.d.schnittman@nasa.gov

and

John F. Hawley

*Astronomy Department  
University of Virginia  
P.O. Box 400325  
Charlottesville, VA 22904-4325*

jh8h@virginia.edu

## ABSTRACT

Recent general relativistic magneto-hydrodynamic (MHD) simulations of accretion onto black holes have shown that, contrary to the basic assumptions of the Novikov-Thorne model, there can be substantial magnetic stress throughout the plunging region.

Additional dissipation and radiation can therefore be expected. We use data from a particularly well-resolved simulation of accretion onto a non-spinning black hole to compute both the radiative efficiency of such a flow and its spectrum if all emitted light is radiated with a thermal spectrum whose temperature matches the local effective temperature. This disk is geometrically thin enough ( $H/r \simeq 0.06$ ) that little heat is retained in the flow. In terms of light reaching infinity (i.e., after allowance for all relativistic effects and for photon capture by the black hole), we find that the radiative efficiency is at least  $\simeq 6 - 10\%$  greater than predicted by the Novikov-Thorne model (complete radiation of all heat might yield another  $\simeq 6\%$ ). We also find that the spectrum more closely resembles the Novikov-Thorne prediction for  $a/M \simeq 0.2-0.3$  than for the correct value,  $a/M = 0$ . As a result, if the spin of a non-spinning black hole is inferred by model-fitting to a Novikov-Thorne model with known black hole mass, distance, and inclination, the inferred  $a/M$  is too large by  $\simeq 0.2-0.3$ .

*Subject headings:* accretion, accretion disks — black hole physics — MHD — radiative transfer — X-rays: binaries

## 1. Introduction

When astrophysicists consider accretion onto black holes (BHs), they are primarily concerned with the associated radiative output because that is what we observe. This output can be characterized in summary terms by the radiative efficiency, the energy in photons generated per unit rest-mass accreted. It can also be characterized at a more detailed level by its spectral shape.

The radiative efficiency is valuable because it directly links the measured luminosity to the key physical parameter governing accretion dynamics, the accretion rate. It serves in the same way to translate the integrated energy of BH light production (dominated by AGN output) to the mass density of BHs in the Universe (Soltan 1982). In fact, it is the expected high radiative efficiency ( $\sim O(0.1)$ ) of BH accretion that was the original linchpin of the argument that only BH accretion could explain the luminosities of quasars: at the much lower efficiency of stellar nucleosynthesis, the mass budget would be unsupportable. Spectral shapes can provide much more detailed and specific diagnostics with which to probe the dynamics of accretion, but creating that linkage demands much more in the way of microphysics.

Given its centrality, it is not surprising that the first effort to calculate the radiative efficiency of BH accretion came very early in the development of the subject (Novikov & Thorne 1973; Page & Thorne 1974). The approach of the Novikov-Thorne (NT) model, as it has come to be called, rested on: two indubitable principles, conservation of energy and conservation of angular momentum; two symmetry assumptions, that the accretion flow was time-steady and axisymmetric; and a plausible physical approximation, that all dissipated heat was radiated away immediately. It neglected the loss of some photons to capture by the BH, but that omission was quickly repaired

(Thorne 1974). However, an additional boundary condition was also required in order to close the system of equations, and that could only be guessed heuristically. This boundary condition can be phrased in terms of either the net accreted angular momentum per unit accreted rest-mass or the  $r$ - $\phi$  component of the stress tensor at the innermost stable circular orbit (ISCO). The choice made in the NT model was to set the specific accreted angular momentum to the angular momentum of a test-particle orbit at the ISCO, which is equivalent to setting the stress to zero at and inside the ISCO. With that choice, the NT model predicts a radiative efficiency that is exactly the binding energy of a test-particle orbit at the ISCO because the fluid is assumed to be perfectly cold at all times and its trajectory from the ISCO to the horizon is in exact free-fall. Since the early 1970s, questions have been raised about both the physical approximation and the boundary condition.

One objection to the “prompt radiation” assumption is that in practice any accreting fluid must carry at least some heat. However, if the dissipated heat is radiated thermally, the resulting equilibrium specific enthalpy is only slightly greater than unity (Pringle & Rees 1972; Shakura & Sunyaev 1973). In that case, the advected heat does not materially reduce the radiative efficiency. However, there are instances in which the advected heat can be significant. When the accretion rate is very low, the radiation rate may be so low that the cooling time becomes long compared to the inflow time (Ichimaru 1977; Rees et al. 1982; Narayan & Yi 1994). Assuming that electrons receive heat only by Coulomb scattering with hotter ions, Fragile & Meier (2009) calculated the radiation rate in such a flow, explicitly demonstrating how much heat could remain in the plasma. Working with a more complete treatment of the ion and electron distribution functions, Sharma et al. (2007) showed that the MHD turbulence essential to accretion automatically transfers a significant amount of heat to the electrons, but the ions may nonetheless carry enough heat inward to depress the radiative efficiency. In the opposite extreme of very high accretion rate, the disk’s optical depth may be so great that photons cannot diffuse out of the disk in an inflow time (Begelman 1979; Abramowicz et al. 1988). Just how much heat can be retained in this case has not been studied in as great detail as for the low accretion rate case because to do so requires both knowledge of the dissipation profile within the accreting matter and solution of the time-dependent radiation transfer equation in conjunction with a solution of the dynamical equations.

The “zero stress at the ISCO” assumption has also been criticized (Krolik 1999; Gammie 1999). The nature of the critique here is not whether the assumption’s validity depends on the value of a parameter, but whether there is any reason why the onset of orbital instability should suppress the mechanism creating the stress. At the time the NT model was invented, there was no understanding of the stress’s physical character; reasoning about it was therefore necessarily phenomenological and heuristic. Nonetheless, from very early on (Thorne 1974), concerns were voiced that the heuristic reasoning leading to the zero-stress assumption would break down if magnetic effects were important. Since the early 1990s, we have come to understand that the dominant source of stress in accretion disks is in fact MHD turbulence stirred by the magneto-rotational instability (Balbus & Hawley 1991, 1998), so magnetic forces are central to the issue. In the last ten years, a large number of numerical simulations, many of them utilizing a 3-d description of MHD in

full general relativity, have been used to explore the question of to what degree these magnetic stresses continue across the ISCO (De Villiers et al. 2003; Gammie et al. 2004; Krolik et al. 2005; Shafee et al. 2008; Noble et al. 2010; Penna et al. 2010). To the degree that they do, the associated dissipation would likely raise the radiative efficiency. In fact, Beckwith et al. (2008) attempted to estimate the additional radiation (and its effect on the observed spectrum) directly from their simulation data on the stresses.

Although stress is intimately connected to dissipation, they need not take place precisely in the same location. Consequently, for the purpose of calculating the radiation rate, it is preferable to treat the emissivity directly. With contemporary codes, which are not yet capable of solving the radiation transfer problem simultaneously with the dynamics in global simulations, radiation can be treated only when the material is assumed to be optically thin. This assumption is physically justified when the accretion rate, and therefore the gas density, is very small (Fragile & Meier 2009); it is merely an *ad hoc* device when the gas density is great enough that prompt and (nearly) complete radiation of the heat can be expected. Nonetheless, provided the cooling time is shorter than the inflow time, a toy-model optically-thin cooling function may still provide a good measure of the energy available for radiation. In a previous study, we implemented just such a device and applied it to the case of a spinning BH ( $a/M = 0.9$ ) and a moderately thick (aspect ratio  $H/r \simeq 0.13$ ) disk (Noble et al. 2009), finding that, after allowance for photon capture by the BH, the radiative efficiency was about 6% greater than the NT radiative efficiency, but if the flow had radiated all its dissipated heat promptly, the fractional increase may have been as large as  $\simeq 20\%$ .

Some (Shafee et al. 2008; Penna et al. 2010) have argued that thicker disks might increase the stress (and dissipation) level in the near-ISCO region; if so, most astrophysical accretion disks would show little in the way of such effects. In Noble et al. (2010), we showed that when all other variables are held constant and care is taken to simulate with adequate resolution (see Hawley et al. (2011) for a detailed discussion of what “adequate resolution” means in this context), the near-ISCO magnetic stress levels are essentially *independent* of  $H/r$  in Schwarzschild spacetimes, at least for the particular magnetic topology studied.

In this paper, we calculate both the radiative efficiency of accretion onto a non-spinning black hole and the shape of the spectrum in the event that essentially all of the emitted power is thermal. Because our simulations yield detailed data on the time- and spatially-dependent emissivity in the disk, we can easily translate this data into a local fluid-frame effective temperature. In addition to its intrinsic interest, the shape of this spectrum has particular significance because there have been extensive efforts to use the thermal continuum of Galactic black hole binaries to infer BH spin (e.g., Gou et al. (2009, 2010); Steiner et al. (2010)). We will explore how one of these simulations, with its explicit calculation of torque and dissipation, compare to the traditional Novikov-Thorne predictions often used in these efforts to measure BH spin.

## 2. Computational Method

### 2.1. Simulation data

The data we analyze for this paper are drawn from the geometrically thinnest of the three high-resolution simulations reported in Noble et al. (2010), the simulation they designate ThinHR. HARM3D, the code used in this work, is an intrinsically conservative 3-d MHD code in full general relativity. Because it uses a coordinate system based on Kerr-Schild, it is able to place the inner boundary inside the black hole’s event horizon, thus obviating the need for a guessed inner boundary condition on angular momentum flow through the disk. The stress-energy conservation equation is modified to include an optically-thin cooling function; that is, we write  $\nabla_\nu T_\mu^\nu = -\mathcal{L}u_\mu$ , where  $T_\mu^\nu$  is the stress-energy tensor,  $u_\mu$  is the specific 4-momentum, and  $\mathcal{L}$  is non-zero only when the local temperature is greater than a target temperature  $T_*$ . This target temperature is chosen in advance to keep the disk’s aspect ratio  $H/r$  close to a single pre-set value at all radii. In dimensionless code units, it is  $T_* \equiv (\pi/2)(R_z/r)(H/r)^2$ , where  $R_z$  describes the correction to the vertical gravity due to relativistic effects (Noble et al. 2010).

We took special pains to ensure the numerical quality of the ThinHR simulation. Every  $20M$  in time (we set  $G = c = 1$ , so time has units of  $(M/M_\odot) \cdot 4.9 \times 10^{-6}$  s), we checked that throughout the disk body there were at least  $\simeq 6$  cells across the fastest-growing wavelength of the MRI; i.e.,  $2\pi v_{Az}/\Omega > 6$ , where  $v_{Az}$  is the local Alfvén speed counting only the vertical component of the magnetic field and  $\Omega$  is the local orbital frequency. The mass- and time-weighted value of this quantity was  $\simeq 25$ , well in excess of this minimum. As discussed in Hawley et al. (2011), by this and several other measures, ThinHR is the best-resolved global accretion simulation in the literature, and the only one that even begins to approach convergence. As Hawley et al. (2011) also showed, simulations with more complex initial magnetic field geometry than the nested dipolar loops used in ThinHR are much more difficult to resolve well.

By examining the time-dependence of the mass interior to several fiducial radii, Noble et al. (2010) determined that the final  $5000M$  of the ThinHR simulation met the relevant criteria for inflow equilibrium in the inner disk. We have now also studied the emissivity as a function of time in this simulation and confirmed that that period is likewise a statistically stationary state with regard to photon radiation. We use that period for time-averages in this paper.

In studying simulations intended to represent statistically steady accretion, it is important to recognize that when there is only a finite amount of mass on the grid, some of it must move out in order to absorb the angular momentum removed from accreted material. Consequently, the radial range over which the disk can be said to be in inflow equilibrium is limited. For the simulation under consideration here, that range was typically  $r \lesssim 20M$  (see Fig. 1). The time-averaged accretion rate is constant to within 5% for  $r \leq 14M$ , and changes only by 40% within  $r = 20M$ . Because close to half the total emitted luminosity comes from larger radii, when we evaluate the total accretion luminosity, it will be necessary to adopt a scheme for attaching the radiation from larger radii to

the part we can compute from  $r \leq 20M$ .

The principal conclusion of Noble et al. (2010) was that the time-averaged radial profile of fluid-frame electromagnetic stress normalized to the time-averaged accretion rate changed remarkably little as a function of  $H/r$ . For the thicker configurations, there is also a measurable Reynolds stress, but this is always smaller than the magnetic stress and decreases with disk thickness, so that it is very small when  $H/r = 0.06$ . Consequently, there is no reason to believe that the accretion rate-normalized radial stress profile should show any significant dependence on  $H/r$  in still thinner disks.

## 2.2. Approximate solutions of the transfer problem

The principal goal of this paper is to use the cooling function data from ThinHR both to compute the radiative efficiency of accretion in this simulation and to predict the shape of the spectrum in the event that essentially all the radiation is emitted by locally thermal processes. Both calculations depend on the angular distribution of emitted photons. Because we do not solve the complete transfer problem inside the disk, we present here two alternate approximations that, between them, span the range of possibilities. One of these assumes that the trajectories of photons from the disk to infinity (or the black hole’s event horizon) can be computed as if the disk material were completely optically thin. In the other, we assume that the disk is very optically thick, while its surroundings are perfectly transparent, so that all photon trajectories begin from a photospheric surface but are exact geodesics for massless particles from there to infinity (a small fraction also scatter off other regions of the disk or are captured by the event horizon).

Both versions make use of the same underlying data, the 3-d maps we recorded, every  $20M$  in time, of  $\mathcal{L}$  and  $u_\mu$ , but with certain adjustments. As shown in Figure 1, the accretion flow is very close to inflow equilibrium for  $r \lesssim 20M$ . For those radii, the time-averaged accretion rate is nearly independent of  $r$ . Near  $r \simeq 25M$ , it rises to a maximum  $\sim 40\%$  greater than the rate at smaller radii; at still larger radii, it plummets; at sufficiently large radii, the flow turns outward, as it must in order to convey the outward-directed angular momentum flux. Because we wish to make radiation predictions for disks that are, on average, time-steady, yet a significant part of the total luminosity is emitted from radii  $> 20M$ , we adopt the following procedure: For  $r < 20M$ , we adjust the local emissivity  $\mathcal{L}$  by the factor  $\langle \dot{M}(r = r_{\text{ISCO}}) \rangle / \langle \dot{M}(r) \rangle$ , where  $\langle X \rangle$  denotes the time average of  $X$ . The very small departures from inflow equilibrium in this range of radii mean that this adjustment makes only a very slight change. For  $r > 20M$ , we use the emissivity as predicted by the NT model for  $\dot{M} = \langle \dot{M}(r = r_{\text{ISCO}}) \rangle$ .

Both methods also share the assumption that, even though our cooling function is defined as if the gas were optically thin, the optical depth is large enough to produce an emergent spectrum that is close to thermal. To find the effective temperature of that local thermal spectrum, we define the surface brightness as a function of  $r$  and  $\phi$  by integrating the fluid-frame emissivity over polar

angle:

$$S(r, \phi) = (1/2) \int dx^{(\theta)} \mathcal{L}(r, \theta, \phi), \quad (1)$$

where differential distances in the fluid frame are found by projection onto a local tetrad, i.e.,  $dx^{(\mu)} = \hat{e}_\nu^{(\mu)} dx^\nu$ . The factor of 2 enters because the disk has both a top and a bottom surface. This surface brightness is the closest approximation we can readily make to a vertical integration through a thin disk. Because ThinHR has an aspect ratio of only  $\simeq 0.06$ , there is very little difference between a polar angle and a vertical integration. The effective temperature is then

$$T_{\text{eff}}(r, \phi) \equiv [S(r, \phi)/\sigma]^{1/4}, \quad (2)$$

where  $\sigma$  is the Stefan-Boltzmann constant.

The shape of the integrated spectrum at infinity is uniquely determined by the simulation data, but the dimensionless code data specify neither the units of photon energy nor of luminosity. Attaching physical units to the results demands choosing two parameters. A particular choice of central mass  $M$  determines the units of length and time; a particular value of the accretion rate  $\dot{M}$  determines the unit of mass in the fluid. Between these two, both the unit of photon energy and the unit of luminosity can be determined. The characteristic photon energy (or temperature) scale is  $\propto (\dot{M}/M^2)^{1/4}$  as expected from conventional disk theory. The integrated emissivity is, of course,  $\propto \dot{M}$ . Technical details regarding the translation between code units and physical units can be found in the Appendix.

### 2.3. Optically thin method

This approximate solution to the radiation transfer problem is, in some sense, “truest” to the physics of the simulation. Even though we assume a thermal spectrum, we permit each cell to radiate isotropically in its frame, and the photons then travel without hindrance to infinity.

To compute the bolometric luminosity received at infinity, we use the cooling function snapshots as input to the general relativistic ray-tracing engine described in Noble et al. (2009). We trace rays from an array of observers at infinity at different polar angles to the simulation volume and then integrate over solid angle in order to determine the total luminosity.

Photon geodesics are defined by

$$\frac{\partial x^\mu}{\partial \lambda} = N^\mu, \quad \frac{\partial N^\mu}{\partial \lambda} = \Gamma_{\alpha\beta}^\mu N^\alpha N^\beta \quad (3)$$

and the intensity arriving at infinity comes from integrating the invariant transfer equation

$$\frac{d\mathcal{I}}{d\lambda} = \mathcal{J}, \quad (4)$$

where  $\mathcal{I} = I_\nu/\nu^3$  is the invariant intensity,  $\mathcal{J}$  is the invariant emissivity, and  $\lambda$  is a scalar affine parameter.

When computing the bolometric flux received at infinity, it is convenient to suppose that all photons received at infinity have the same frequency  $\nu_o$ , so that

$$\mathcal{J} = \frac{\mathcal{L}}{4\pi\nu^2} \delta(\nu - \nu_o/g), \quad (5)$$

with  $g$  the Doppler factor relating the emitted fluid-frame frequency to the frequency at infinity. To determine the observed luminosity per solid angle  $dL/d\Omega$ , we averaged over the time period during which the simulation was in inflow equilibrium.

For computing the integrated spectrum received by these distant observers, we need to define the spectrum of the photons radiated by each cell. So that all cells with the same radial and azimuthal coordinates produce a spectrum corresponding to the local effective temperature, we define a spectral emissivity per unit solid angle and frequency in the fluid frame

$$\mathcal{L}_\nu = B_\nu(T_{\text{eff}}) \frac{\mathcal{L}}{B}, \quad (6)$$

where  $B_\nu$  is the usual Planck function and  $B \equiv \int d\nu B_\nu$ . With this choice, the shape of the locally-emitted spectrum matches that of a black body at the local effective temperature while its total power matches the local luminosity.

## 2.4. Optically thick method

Our second approximate solution is “truer” to the assumption of a thermal spectrum. We determine the code unit value of the local effective temperature exactly as done for the optically-thin method just described. However, instead of defining a volume emissivity, we instead use a *surface* flux  $\pi f^{-4} B_\nu(fT_{\text{eff}})$  and ray-trace the emission to infinity from a photosphere. Consistent with this approximation’s optically-thick assumption, we suppose that the atmosphere is scattering-dominated, so that the spectrum emerges with a Comptonization hardening factor  $f = 1.8$  (Shimura & Takahara 1995) and the angular distribution of the intensity follows the scattering-dominated limb-darkening law of Chandrasekhar (1960). In principle, the photosphere could be placed at the midplane and its velocity could be set at the mass-weighted velocity for that value of  $(r, \phi)$ , so that the ray-tracing could be done once and for all. We could then transform the result into physical units exactly as for the optically-thin method. However, we instead specify physical units before the ray-tracing so that the location of the photosphere can actually be calculated in terms of the density distribution found in the simulation.<sup>1</sup>

The photosphere typically occurs at several scale heights above the midplane (as is also seen in shearing box simulations with far more detailed thermodynamics; see Hirose et al. (2006)). Since

---

<sup>1</sup>This method encounters a complication near the ISCO. As the surface density diminishes, the disk can become optically thin. In those regions, we define the photosphere as lying in the midplane.



we define a different photosphere at each point  $(r, \phi)$  in the disk, for each frame of simulation data, the emission and ray-tracing are truly three-dimensional and dynamic. Only afterwards do we integrate over azimuth and time to produce the observed spectra. Just like a real detector, this dynamic, 3-d ray-tracing allows us to accurately model the effects of isolated hot-spots and velocity perturbations in the disk that tend to lead to a harder spectrum.

At intervals of  $100M$  from  $t = 10000M$  to  $t = 15000M$ , we used the 3-d simulation data as boundary conditions for the general relativistic radiation transfer code described in Schnittman & Krolik (2009) and Schnittman & Krolik (2011). With that code, for each point on the photosphere ( $r \times \phi = 360 \times 64$ ) in each snapshot, we followed  $\sim 10^4$  photon packets along outward-directed rays randomly selected in direction with a probability distribution uniform over solid angle in the fluid frame. Most photons reach infinity (here,  $r = 10000M$ ). A minority are captured by the black hole. Another minority strike the accretion disk somewhere else, where they are scattered with a redistribution function following the expression for a scattering-dominated atmosphere derived by Chandrasekhar (1960).<sup>2</sup> To determine the flux directed in a given solid angle, we chose 41 bins evenly spaced in  $\cos\theta$  and grouped all photons arriving within a single bin. When we cite a bolometric luminosity  $dL/d\Omega$  in a particular direction, it is computed by integrating in frequency over  $dL_\nu/d\Omega$ .

### 3. Results

#### 3.1. Fluid-frame flux

Figure 2 displays the time- and azimuthally-averaged surface brightness of ThinHR, as measured in the local fluid frame (i.e., the local orbital frame). The surface brightness follows the Novikov-Thorne model prediction at  $r \gtrsim 10M$  because at such radii, the stress at the ISCO has little effect—the specific accreted angular momentum (the parameter fixed in the NT model by the ISCO stress) is small compared to the local specific angular momentum. Near and inside the ISCO, however, the surface brightness contrasts sharply with the NT model. It remains at a high level all the way to the event horizon.

Our results may also be compared to those of Beckwith et al. (2008). Scaling dissipation rate to stress, they predicted fluid-frame dissipation rates that rose steeply through the plunging region. One reason our plunging region emissivity is somewhat less than their estimate is that our cooling function does not lead to complete radiation of all dissipated heat. Adiabatic expansion can lower the temperature below the target temperature despite continued dissipation. As a result, some heat is kept in the fluid all the way to the horizon. The amount of heat retained is illustrated in

---

<sup>2</sup>This returning radiation contributes only slightly to the total flux, but can dominate the polarization at the high energy end of the spectrum (Schnittman & Krolik (2009)).

Figure 3, which shows the time-averaged enthalpy per unit rest-mass in the accretion flow

$$\langle h \rangle(r) = \left\langle \int d\phi d\theta \sqrt{-g} \rho h u^r / \int d\phi d\theta \sqrt{-g} \rho u^r \right\rangle. \quad (7)$$

At the ISCO,  $\langle h \rangle \simeq 1.0034$ ; at the horizon it rises to 1.014. For a sense of scale, the excess enthalpy at the ISCO is about 6% of the radiated energy. At  $r \simeq 3.5M$ ,  $\langle h \rangle \simeq 1.007$ , but the photon capture probability that deep in the potential is  $\simeq 50\%$ . Thus, the unradiated heat available to reach infinity might be  $\simeq 0.0035$  in rest-mass units.

### 3.2. Luminosity at infinity

We used both ray-tracing techniques to translate the fluid-frame emissivity into luminosity received at infinity as a function of the radius from which it was emitted (Fig. 4 shows the optically-thick version; the optically-thin differs only very slightly). Because the code unit of gas density in the simulation is arbitrary and all distances and times are in units of  $M$ , the simulation data could be used to predict the luminosity from an accretion flow onto a BH of any mass and any accretion rate. All that is necessary is to scale the luminosity appropriately. For purposes of illustration, we have chosen  $M = 10M_\odot$  and  $\dot{m} = 0.1$ , where  $\dot{m}$  is the accretion rate in Eddington units, because these numbers are representative of the thermal state in Galactic BH binaries. Throughout the remainder of this paper, all results presented in cgs units assume these parameters.

The shape of the luminosity profile is, of course, entirely independent of these specific choices. To ease comparison between Figure 4 and Figure 2, we present it as  $dL/dr$ , the solid angle-integrated luminosity produced per unit radial coordinate as a function of  $r$ . Not surprisingly, in the disk body ( $r \gtrsim 10M$ ), where relativistic effects are smaller, there is little difference between the simulation prediction and the NT prediction; the small differences appearing are likely due to the fact that our averaging time is not sufficient to smooth away all fluctuations.

From  $r \simeq 10M$  inward, the  $dL/dr$  profile mimics the fluid-frame surface brightness profile and stronger contrasts with NT predictions develop: by  $r \simeq 7M$ , the observed luminosity per unit radius matches the  $a/M = 0.2$  NT prediction and exceeds the zero-spin NT prediction by a factor of 2. However, deeper in the plunging region photons escaping to infinity suffer increasingly larger gravitational redshifting and an increasing fraction of emitted photons is captured by the black hole. Consequently,  $dL/dr$  is reduced below the surface brightness curves of Figure 2 by larger and larger factors as  $r$  becomes smaller and smaller. Inside  $r \simeq 3.5M$ , the majority of the light emitted from the accretion flow is captured, and inside  $r \simeq 3M$ , hardly any reaches infinity.

Nonetheless, despite the relativistic losses, the range of radii responsible for generating significant luminosity at infinity extends to significantly smaller radii than predicted by the NT model.  $dL/dr$  falls only a factor of 3 from its peak (near  $r \simeq 10M$ ) to  $r = 4M$ . This behavior is in sharp contrast to the NT model, for which even at  $r = 7M$ , still outside the ISCO,  $dL/dr$  is already

reduced by more than a factor of 3 relative to its value at  $r = 10M$  and is dropping fast with decreasing radius.

### 3.3. Integrated radiative efficiency

The classical Novikov-Thorne prediction for the radiative efficiency of a perfectly-radiating disk around a Schwarzschild BH is  $1 - \sqrt{8}/3 \simeq 0.0572$ , the binding energy at the ISCO. Although few photons radiated this far out are captured by the BH, this number must still be corrected for such effects. If the photons are radiated isotropically in the local fluid frame (i.e., our “optically thin” approximation), the actual efficiency of photons reaching infinity falls to 0.0553; if they are radiated with an angular distribution corresponding to an optically thick disk having the limb-darkening of a scattering-dominated atmosphere, it is a bit larger, 0.0570 (the lower efficiency of an optically thin NT disk is due to the larger photon capture rate, with more photons initially emitted in the plane of the disk).

By contrast, we find that the radiative efficiency predicted by a simulation incorporating MHD dynamics is somewhat larger: 0.0608 for the optically thin model, 0.0606 for the optically thick (now the optically thin model leads to *higher* efficiency, since there is enhanced emission near the ISCO, where velocities are higher and more energy gets beamed in the forward direction towards high-inclination observers). These amount to an increase in efficiency of  $\simeq 10\%$  for the optically thin case or  $\simeq 6\%$  with the angular distribution of an optically thick disk. As we remarked above, these numbers might in principle be increased by another  $\simeq 6\%$  if a larger fraction of the fluid’s heat were radiated.

Because of geometric projection, limb-darkening in the disk atmosphere, and relativistic beaming effects, the perceived efficiency varies with viewing angle. Our two ray-tracing methods differ in their assumptions about the disk’s opacity, and therefore differ in their predictions for this angular dependence. This contrast is illustrated in Figure 5 in radiative efficiency units. The radiation is nearly isotropic in optically thin conditions; the only angular variation is that  $d\eta/d\Omega$  rises by  $\sim 50\%$  at high inclination angles as a result of Doppler boosting and beaming by the innermost orbiting matter. This effect is slightly stronger for ThinHR than for the NT model because its emissivity extends to smaller radii where velocities are greater. On the other hand, the optically thick assumption leads to an angular dependence dominated by the  $\cos\theta$  area projection, limb darkening, and the finite thickness of the disk, which gives  $\eta(\theta \gtrsim 85^\circ) = 0$  due to self-eclipsing. In the optically thick case, the perceived efficiency can vary from a maximum  $\simeq 0.12$  (face-on) to essentially nil (edge-on).

### 3.4. Predicted Thermal Spectrum

Using the methods described in § 2, we have computed the spectrum emitted if all the radiation is emitted thermally. In the two panels of Figure 6, we show how both the optically thin and optically thick approximations would appear at a selection of viewing angles. Because optically thin radiation is close to isotropic, any dependence on viewing angle is limited. Only at the highest energies, where the photons predominantly come from the most relativistic portions of the flow, is there any angle dependence; above 1 keV (for these parameters), the flux increases with higher inclination. Optically thick radiation shows a strongly contrasting picture. In this case, face-on views yield considerably greater flux, particularly at lower photon energies.

The optically thin and optically thick assumptions also differ in their prediction for where the  $\nu F_\nu$  spectrum peaks. In the former case, it is (again, for these parameters) between 600 eV and 1 keV; in the latter case, due to the spectral hardening from atmosphere scattering, the peak comes at higher energies, between 1.5 and 2 keV, with higher inclination angles generating noticeably harder spectra.

In Figure 7, we contrast the spectrum seen at an inclination of  $60^\circ$  in the optically-thick model to the spectrum predicted at that inclination for several optically-thick Novikov-Thorne models of varying spin. Not surprisingly, at photon energies well below the peak, there is very little difference, either due to the additional physics of our simulation or to the effects of black hole rotation. Near the peak the curves begin to diverge, with the spectrum predicted from the simulation data systematically brighter at higher photon energies than the zero-spin NT model would predict. Where  $\nu L_\nu$  is the greatest, the simulation predicts a luminosity greater than NT by  $\simeq 20\%$ ; at photon energies three times greater, the discrepancy is a factor of 2.

Roughly speaking, the inward extension of high surface brightness due to continued dissipation near the ISCO resembles the inward extension of high surface brightness in the NT model when the spin increases. In this case, the nearest match is to  $a/M \simeq 0.2$ . The degree to which a higher-spin NT model can mimic MHD turbulent dissipation will be examined more quantitatively in the next section.

## 4. Systematic Errors in Inferring Spin from Continuum Spectral Fitting

Given the difference between the surface brightness profile predicted by our physical simulation and that of the NT analytic model with its guessed inner boundary condition, one might well expect that forcing a fit to the NT prescription might result in significant systematic error in the inferred spin. In this section, we evaluate the character of that error.

If the accretion rate were known, Figure 7 already shows that a forced NT fit would tend to suggest a spin somewhat greater than the actual one. However, that is never the case; the accretion rate is also a free parameter. Moreover, it is hardly the only one: in most cases there

are uncertainties about the inclination, and sometimes significant uncertainty about the distance and BH mass as well. The sense and magnitude of the systematic error can also be affected by the process of simultaneously fitting for these parameters.

To quantify these effects without restricting ourselves to the properties of any particular instrument or measurement, we begin by defining a quality-of-fit parameter modeled after  $\chi^2$ :

$$X^2 = \sum_i \frac{(F_i^{NT} - F_i^{sim})^2}{\sigma_i^2}, \quad (8)$$

where  $F_i^{NT}$  and  $F_i^{sim}$  are the spectral predictions by the NT model and the simulation in  $F_\nu$  units, and  $\sigma_i$  is the measurement “error” in that bin. The number of photons per bin is  $\propto F_i \Delta\nu/\nu$ ; if only Poisson errors are relevant,  $\sigma_i^2 \propto F_i$  provided that  $\Delta\nu/\nu$  is constant. In the fits we will show here, the range of energies considered was 0.2–10 keV. We have also experimented with restricting that range to 2–10 keV in order to more closely resemble existing instruments such as *RXTE*; although the ability to distinguish different models does suffer somewhat, none of our qualitative conclusions is altered.

Consider first the ability to fit simultaneously for all possible unknown parameters: BH mass, distance, inclination, spin, and accretion rate. As in our previous illustrative examples, we choose a case in which the actual mass is  $10M_\odot$ , the accretion rate is 0.1 in Eddington units, and the spin is the spin of the ThinHR simulation, i.e.,  $a/M = 0$ . We consider three different target inclinations:  $15^\circ$ ,  $45^\circ$ , and  $75^\circ$ . Given the freedom to adjust the BH mass, distance, and accretion rate independently, we find that it is possible to find excellent fits across virtually the entire spin–inclination angle plane. That is, with this many free parameters, one can neither distinguish the NT surface brightness profile from the simulation prediction nor, assuming the NT model, come close to determining any of the parameters.

Because there are often decent constraints on the mass and distance (see, e.g., (Orosz & Bailyn 1997; Miller-Jones et al. 2009; Orosz et al. 2011)), it is also relevant to consider the case in which they are fixed. As can be seen in Figure 8, if one attempts to fit a NT model to data derived from the simulation, one can still find good fits for an extremely broad range of spin, but only for values of the inclination angle that are tightly linked to the spin.

Much of this spin–inclination angle ambiguity is entirely independent of the details of the surface brightness profile. The higher energy portion of the spectrum comes largely from the inner disk. Radiation from smaller radii can be made brighter either by the enhanced Doppler beaming and boosting of large inclination angles or by higher spin. In this respect, the inability of the continuum fitting method to distinguish  $a/M = 0$  from  $a/M = 0.9$  has little to do with the contrast between the NT model and the simulation prediction.

Where MHD physics does make a difference is the offset between the spin–inclination angle track and the true underlying parameters. The allowed track in the inclination angle–spin plane does *not* include the correct values of these parameters. If one imposes the true value of the spin, the

inclination angle inferred is too large by  $\simeq 5^\circ\text{--}20^\circ$ ; if one imposes the true value of the inclination, the inferred spin is too large by  $\simeq 0.2\text{--}0.3$ , the offset increasing slowly with inclination.

The orbital inclination of stellar-mass BHs can in favorable cases be constrained quite accurately by modeling the optical/IR light curves of the companion star (Orosz & Bailyn 1997; Orosz et al. 2011). However, the *orbital* inclination is not necessarily the same as the *disk* inclination, which is what really determines the shape of the X-ray spectrum. Future measurements with X-ray polarimeters may be able to measure the disk inclination directly (Li et al. 2009; Schnittman & Krolik 2009), and thus better determine the BH spin.

Ours is not the first attempt to quantify potential systematic errors due to departures from the NT model. In particular, Kulkarni et al. (2011) used the simulations of Penna et al. (2010) as the basis for such a study. Their methods differed in certain particulars from ours. For example, even though the dependence of emissivity on temperature is highly nonlinear, they first averaged dynamical snapshot data over azimuth and time, and then computed spectra from that averaged data. This procedure underestimates the predicted flux due to high-temperature regions localized in either azimuth or time. They also used simulation data only for  $r \leq 8M$ ; at larger radii, their spectra were computed from the NT model (see Fig. 4 for a standard of comparison). The Penna et al. (2010) simulations are also significantly coarser in resolution than the ThinHR simulation employed here. Perhaps as a result of these several contrasts, Kulkarni et al. (2011) found smaller differences between NT model spectra and simulation-based predictions than we do.

## 5. Summary

We have used the highest-quality general relativistic MHD simulation data available in order to estimate the radiative properties of accretion onto a non-spinning black hole. Because magnetic stresses do not disappear inside the ISCO, and because the accreting fluid always retains at least a small amount of heat, the amount of energy available for radiation is not exactly equal to the binding energy of a test-particle orbit at the ISCO, the assumption of the classical Novikov-Thorne model. Moreover, even if it were, the radiation reaching infinity must be adjusted for the fraction of photons captured by the black hole.

By tying angular momentum transport directly to physical stresses, and radiation directly to heating caused by the accretion dynamics, and then tracing the trajectories of emitted photons from the flow to distant observers, we are able to arrive at a more physically complete description of radiation associated with accretion onto a black hole. Our principal findings are:

First, for disks around non-rotating black holes, the total emitted power received by distant observers per unit accreted rest-mass is at least  $\simeq 6\text{--}10\%$  greater than predicted by the Novikov-Thorne model; if all the heat content of the accreting gas were radiated, this radiative efficiency might increase by another  $\simeq 6\%$ . Most of this extra light comes from the region near and immediately outside the ISCO, although the region of significant emissivity does extend inside that radius.

Thus, the regions of the disk in which stronger relativistic effects may potentially be observed are brighter than predicted by NT.

Second, the angular distribution of flux depends strongly on assumptions about radiation transfer within the disk. If the disk is geometrically thin and very optically thick, and especially if its atmosphere is limb-darkened by scattering, it is brightest in the face-on direction. On the other hand, to the degree that the disk is optically thin, its flux is more nearly isotropic, or even enhanced in the edge-on direction by relativistic boosting and beaming acting on the innermost emission regions. Because it is possible that in real disks the most relativistic regions are optically thin even while the outer disk is optically thick, real disks may be hybrids of these two limits. At higher (prograde) spin, relativistic effects may enhance the flux at high inclination even when the disk is optically thick throughout.

Third, if all the radiation is produced thermally, the summed spectrum is noticeably harder than the classical prediction. This is perhaps our most important result, as it provides the most immediately observable contrast with previous expectations.

The spectral contrast is also of interest because of the expected association of higher-temperature spectra with black holes of higher spin. This is the principal effect on which attempts to measure spin from thermal state spectra are based (e.g., Gou et al. (2009, 2010); Steiner et al. (2010) for a number of Galactic stellar-mass BHs, Czerny et al. (2011) for an AGN). To the extent that it is instead an indicator of additional radiation from deeper in the potential, these inferences of spin may suffer from a systematic bias if they assume the radial surface brightness profile is identical to the NT prediction.

This bias is not a simple one to describe because the surface brightness profile is not the only unknown when fitting spectral models to measured spectra—in general the mass accretion rate is never known, and the BH mass, distance, and inclination are often not well-constrained. Moreover, there are numerous additional possible sources of systematic error, most of which are outside the scope of this paper (e.g., the detailed structure of the disk atmosphere, and therefore the detailed emergent spectrum and limb-darkening: see Davis et al. (2006) for a lengthier discussion of these issues). Nonetheless, its general sense is to bias NT-modeling toward spins larger than the true value; for  $a/M = 0$ , we have shown that this shift is typically  $\simeq 0.2$ – $0.3$ .

It is of obvious interest to extend these studies over a broader range of BH spins. Better data on the relation between radiative efficiency and spin will permit, for example, a reevaluation of the inferred mean spin of AGN obtained from a comparison between the masses of contemporary supermassive black holes and the integrated light of AGN (Yu & Tremaine 2002; Elvis et al. 2002; Volonteri et al. 2005; Wang et al. 2009).

Efforts to infer individual BH spin from thermal spectra will likewise benefit from closer attention to potential systematic errors arising from many sources (disk atmosphere models, inclination offsets between the orbit and the disk, ...) including, as we have emphasized here, from the use of inappropriate models for the radial surface brightness.

This work was partially supported by NSF grants AST-0507455 and AST-0908336 (JHK), NASA grant NNX09AD14G and NSF grant AST-0908869 (JFH), and AST-1028087 (SCN). The ThinHR simulation was carried out on the Teragrid Ranger system at the Texas Advance Computing Center, which is supported in part by the National Science Foundation. Some of the post-process ray-tracing was run on the Johns Hopkins Homewood High-Performance Computing Center cluster.

## REFERENCES

- Abramowicz, M. A., Czerny, B., Lasota, J. P., & Szuszkiewicz, E. 1988, *ApJ*, 332, 646
- Balbus, S. A., & Hawley, J. F. 1991, *ApJ*, 376, 214
- . 1998, *Reviews of Modern Physics*, 70, 1
- Beckwith, K., Hawley, J. F., & Krolik, J. H. 2008, *MNRAS*, 390, 21
- Begelman, M. C. 1979, *MNRAS*, 187, 237
- Chandrasekhar, S. 1960, *Radiative Transfer* (New York, Dover)
- Czerny, B., Hryniewicz, K., Nikolajuk, M., & Sadowski, A. 2011, *ArXiv e-prints*
- Davis, S. W., Done, C., & Blaes, O. M. 2006, *ApJ*, 647, 525
- De Villiers, J.-P., Hawley, J. F., & Krolik, J. H. 2003, *ApJ*, 599, 1238
- Elvis, M., Risaliti, G., & Zamorani, G. 2002, *ApJ*, 565, L75
- Fragile, P. C., & Meier, D. L. 2009, *ApJ*, 693, 771
- Gammie, C. F. 1999, *ApJ*, 522, L57
- Gammie, C. F., Shapiro, S. L., & McKinney, J. C. 2004, *ApJ*, 602, 312
- Gou, L., McClintock, J. E., Liu, J., Narayan, R., Steiner, J. F., Remillard, R. A., Orosz, J. A., Davis, S. W., Ebisawa, K., & Schlegel, E. M. 2009, *ApJ*, 701, 1076
- Gou, L., McClintock, J. E., Steiner, J. F., Narayan, R., Cantrell, A. G., Bailyn, C. D., & Orosz, J. A. 2010, *ApJ*, 718, L122
- Hawley, J., Guan, X., & Krolik, J. 2011, *ApJ*, submitted
- Hirose, S., Krolik, J. H., & Stone, J. M. 2006, *ApJ*, 640, 901
- Ichimaru, S. 1977, *ApJ*, 214, 840



- Krolik, J. H. 1999, *ApJ*, 515, L73
- Krolik, J. H., Hawley, J. F., & Hirose, S. 2005, *ApJ*, 622, 1008
- Kulkarni, A. K., Penna, R. F., Shcherbakov, R. V., Steiner, J. F., Narayan, R., Sadowski, A., Zhu, Y., McClintock, J. E., Davis, S. W., & McKinney, J. C. 2011, ArXiv e-prints
- Li, L., Narayan, R., & McClintock, J. E. 2009, *ApJ*, 691, 847
- Miller-Jones, J. C. A., Jonker, P. G., Dhawan, V., Brisken, W., Rupen, M. P., Nelemans, G., & Gallo, E. 2009, *ApJ*, 706, L230
- Narayan, R., & Yi, I. 1994, *ApJ*, 428, L13
- Noble, S. C., Krolik, J. H., & Hawley, J. F. 2009, *ApJ*, 692, 411
- . 2010, *ApJ*, 711, 959
- Novikov, I. D., & Thorne, K. S. 1973, in *Black Holes (Les Astres Occlus)*, 343–450
- Orosz, J. A., & Bailyn, C. D. 1997, *ApJ*, 477, 876
- Orosz, J. A., Steiner, J. F., McClintock, J. E., Torres, M. A. P., Remillard, R. A., Bailyn, C. D., & Miller, J. M. 2011, *ApJ*, 730, 75
- Page, D. N., & Thorne, K. S. 1974, *ApJ*, 191, 499
- Penna, R. F., McKinney, J. C., Narayan, R., Tchekhovskoy, A., Shafee, R., & McClintock, J. E. 2010, *MNRAS*, 408, 752
- Pringle, J. E., & Rees, M. J. 1972, *A&A*, 21, 1
- Rees, M. J., Begelman, M. C., Blandford, R. D., & Phinney, E. S. 1982, *Nature*, 295, 17
- Schnittman, J. D., & Krolik, J. H. 2009, *ApJ*, 701, 1175
- . 2011, in preparation
- Shafee, R., McKinney, J. C., Narayan, R., Tchekhovskoy, A., Gammie, C. F., & McClintock, J. E. 2008, *ApJ*, 687, L25
- Shakura, N. I., & Sunyaev, R. A. 1973, *A&A*, 24, 337
- Sharma, P., Quataert, E., Hammett, G. W., & Stone, J. M. 2007, *ApJ*, 667, 714
- Shimura, T., & Takahara, F. 1995, *ApJ*, 445, 780
- Soltan, A. 1982, *MNRAS*, 200, 115

Steiner, J. F., Reis, R. C., McClintock, J. E., Narayan, R., Remillard, R. A., Orosz, J. A., Gou, L., Fabian, A. C., & Torres, M. A. P. 2010, ArXiv e-prints

Thorne, K. S. 1974, ApJ, 191, 507

Volonteri, M., Madau, P., Quataert, E., & Rees, M. J. 2005, ApJ, 620, 69

Wang, J.-M., Hu, C., Li, Y.-R., Chen, Y.-M., King, A. R., Marconi, A., Ho, L. C., Yan, C.-S., Staubert, R., & Zhang, S. 2009, ApJ, 697, L141

Yu, Q., & Tremaine, S. 2002, MNRAS, 335, 965

## 6. Appendix

The translation from code units to physical units is not entirely trivial. To keep the bookkeeping clear, we label quantities in code units with the subscript ‘cu’ and quantities in cgs with the subscript ‘cgs’.

In both the optically thick and optically thin methods, it is convenient to define a dimensionless photon energy  $y = \epsilon/\epsilon_0$ , with

$$\epsilon_0 = k \left[ \frac{\dot{M}_{cgs} c^6}{2\sigma (GM_{cgs})^2 \dot{M}_{cu}} \right]^{1/4}. \quad (9)$$

Any particular solution can then easily be shifted in photon energy by the appropriate amount.

In the optically thin method, we also need a units translation for the local spectral emissivity per unit volume. This is most easily done through the mixed-units quantity

$$j_y = \frac{15}{\pi^4} \frac{c^8}{(GM_{cgs})^3} \frac{\dot{M}_{cgs}}{\dot{M}_{cu}} \mathcal{J}_y, \quad (10)$$

where the dimensionless emissivity  $\mathcal{J}_y$  is given by

$$\mathcal{J}_y = \frac{\mathcal{L}_{cu}}{\int d\hat{\theta}_{cu} \mathcal{L}_{cu}} \frac{y^3}{e^{y/\mathcal{T}} - 1} \quad (11)$$

for

$$\mathcal{T} = \left( \int d\hat{\theta}_{cu} \mathcal{L}_{cu} \right)^{1/4}. \quad (12)$$

The entire solution can then be computed for unit values of  $M_{cgs}$  and  $\dot{M}_{cgs}$ , but scaled afterward when actual values are chosen.

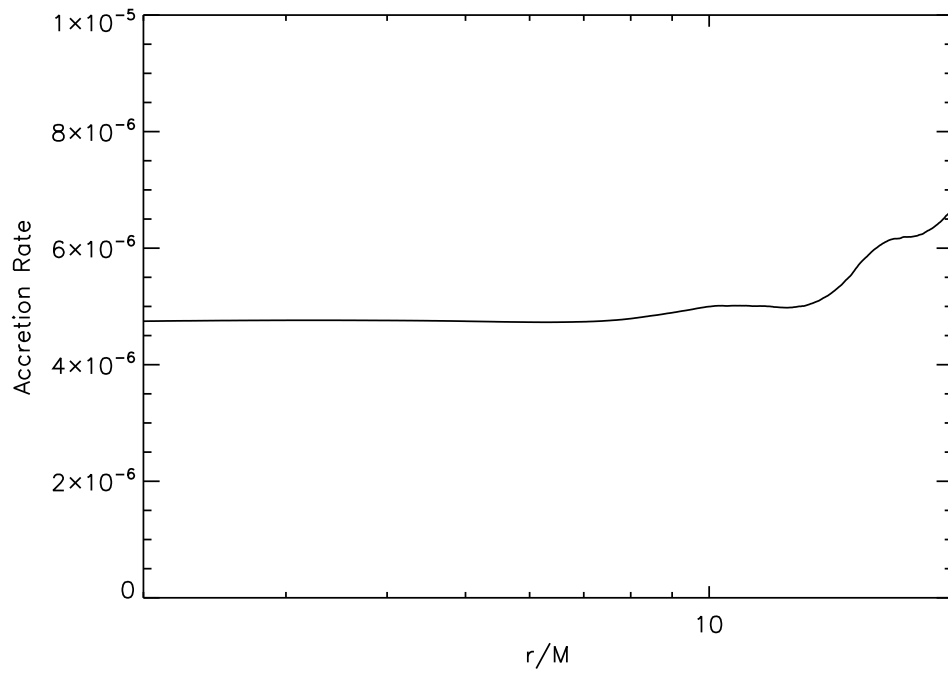


Fig. 1.— Accretion rate as a function of radius averaged over the time of inflow equilibrium in units of fraction of the initial mass per unit time.

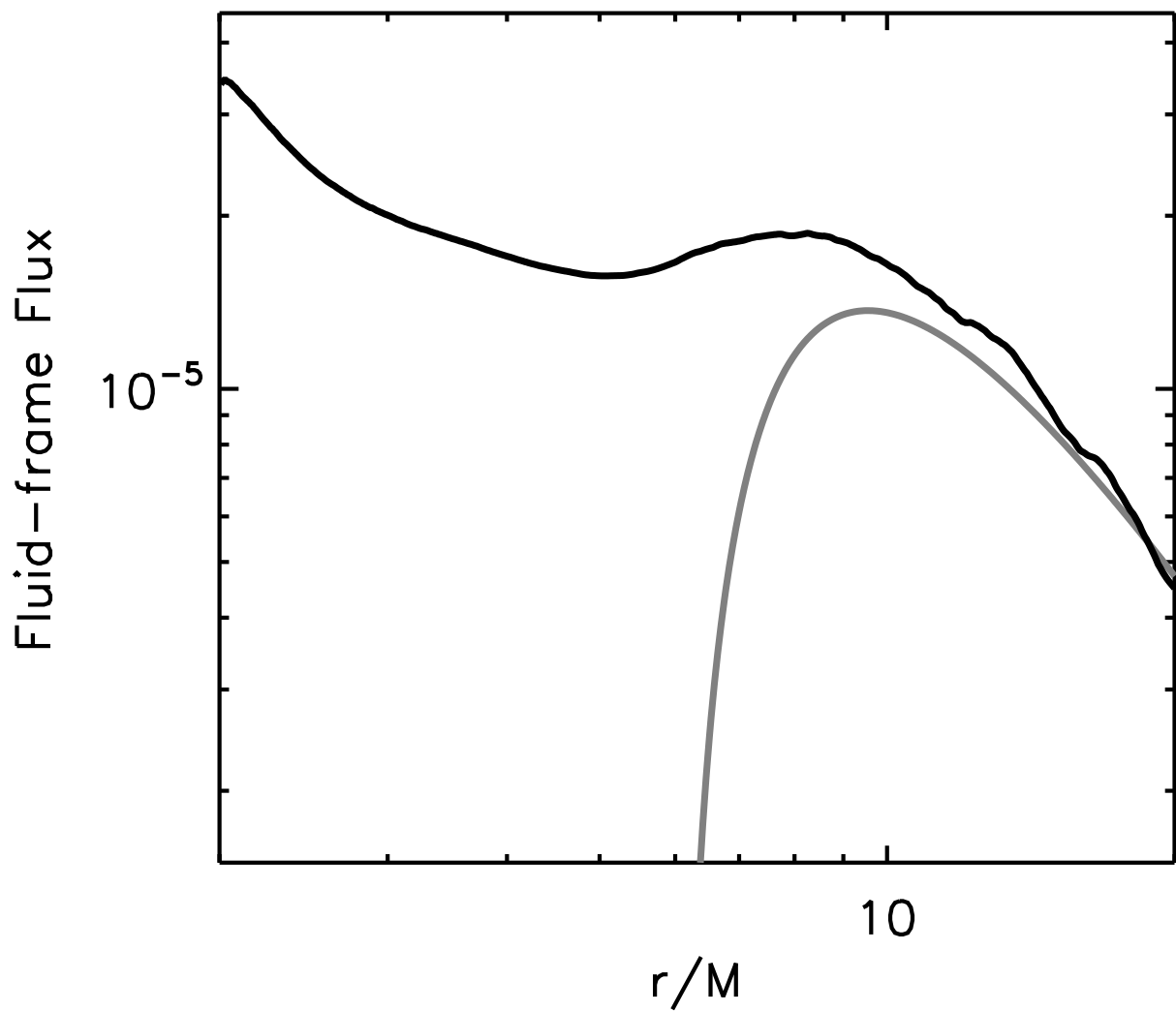


Fig. 2.— Fluid frame flux, averaged over azimuthal angle and over the time of inflow equilibrium for ThinHR. The NT model prediction for  $\dot{M} = 1$  is shown as a light gray curve. ThinHR’s flux includes a factor  $1/\langle\dot{M}(r)\rangle$  to compensate for its slight deviation from perfect inflow equilibrium.

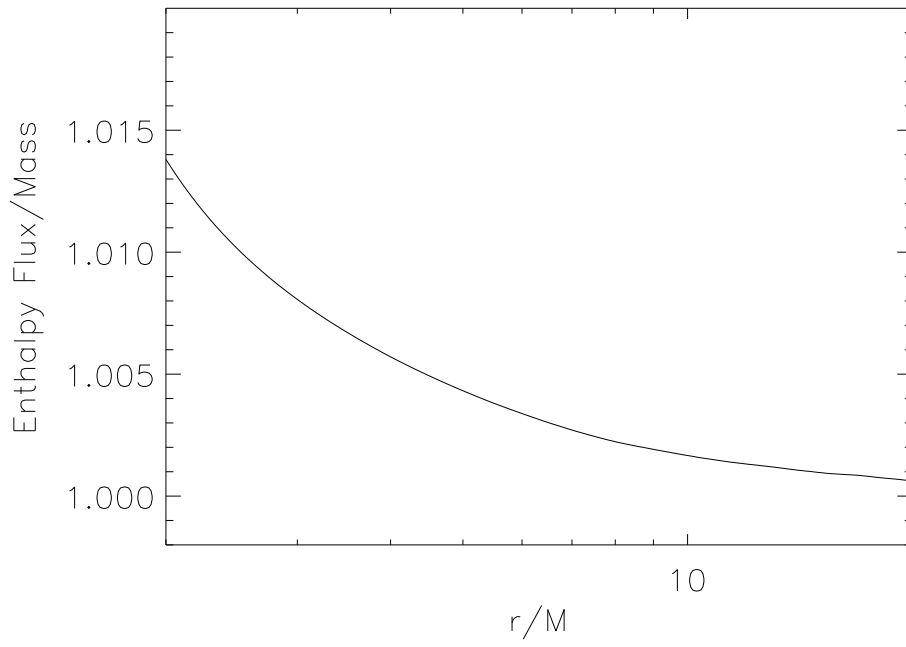


Fig. 3.— Time-averaged enthalpy per unit rest-mass in the accretion flow.

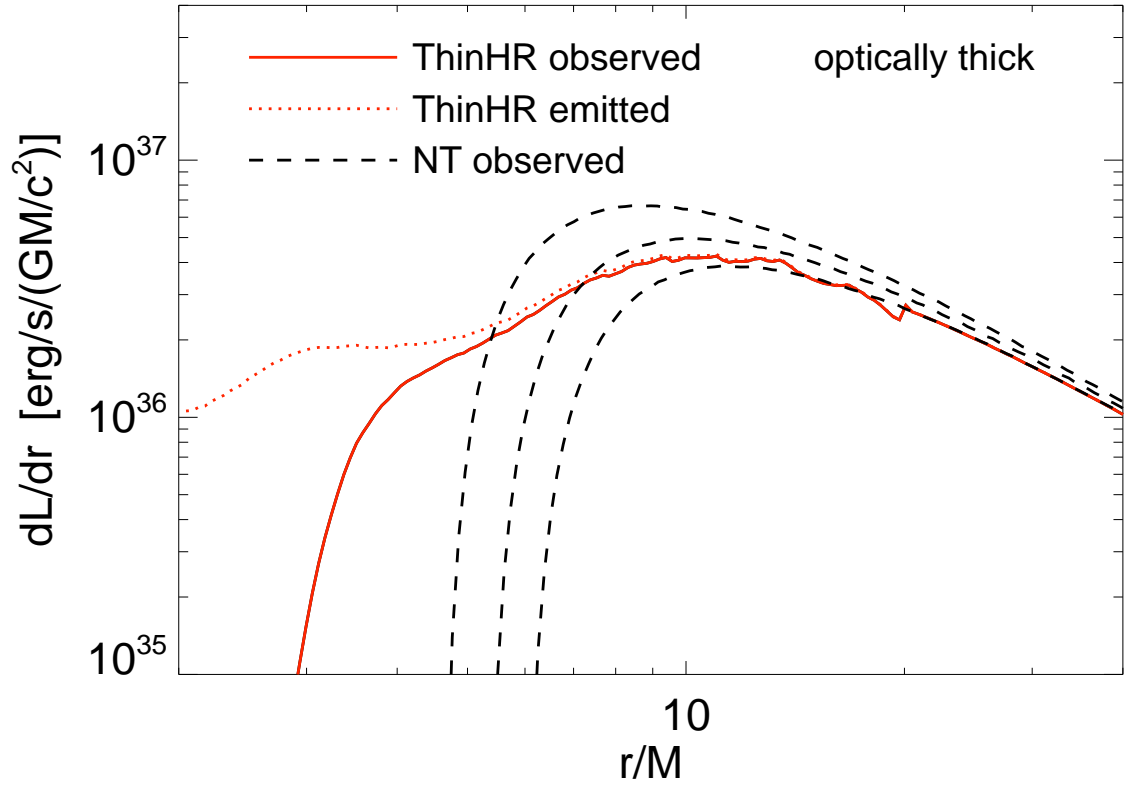


Fig. 4.— Solid-angle integrated luminosity per unit radial coordinate  $dL/dr$  for ThinHR (red curves) contrasted with NT predictions (black dashed curves) for the same time-averaged accretion rate. The solid red curve shows the luminosity reaching infinity; the dotted red curve shows what that luminosity would have been if no photons were captured by the black hole. The three black dashed curves represent spins  $a/M = 0, 0.2,$  and  $0.4$  (bottom to top).

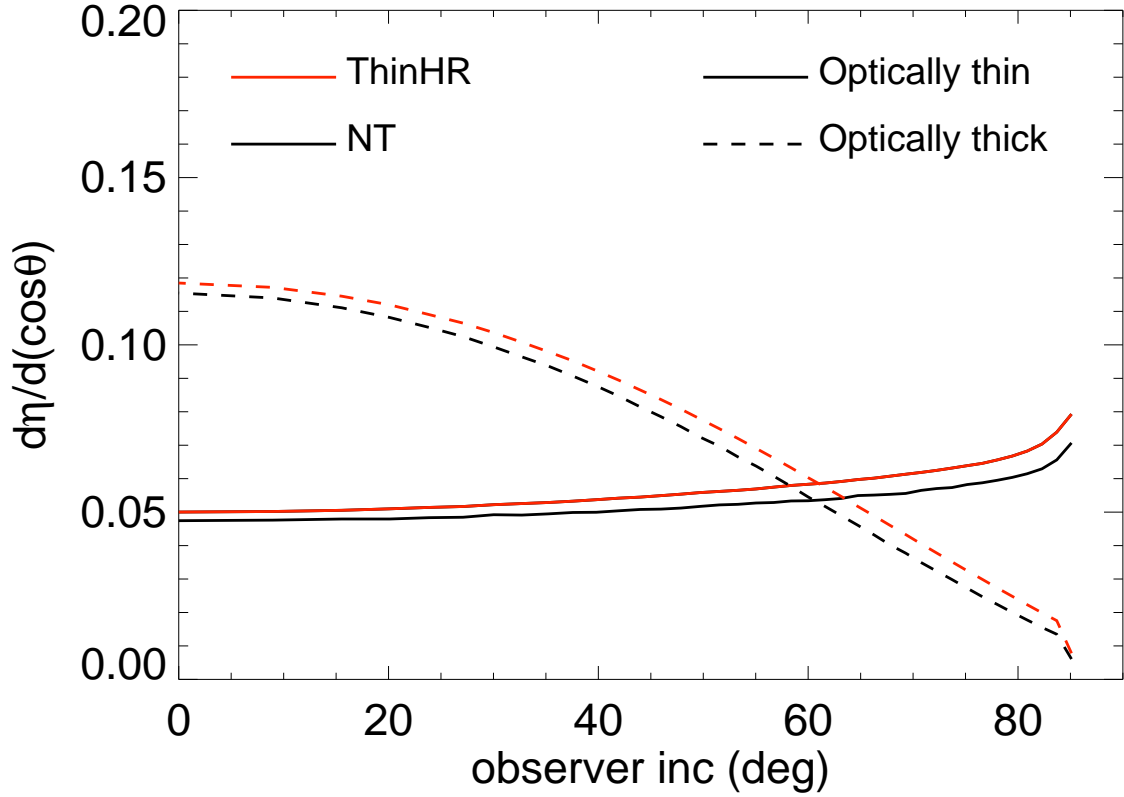


Fig. 5.— Luminosity per solid angle per accreted rest-mass, i.e., radiative efficiency at infinity, as a function of viewing angle. Simulation data is shown in red, the NT model (for equal accretion rate) in black. Solid curves show the angular dependence if the light is emitted isotropically in the fluid frame (i.e., assuming the gas is optically thin), dashed curves show the angular dependence if the light is radiated from a geometrically thin, optically thick surface.

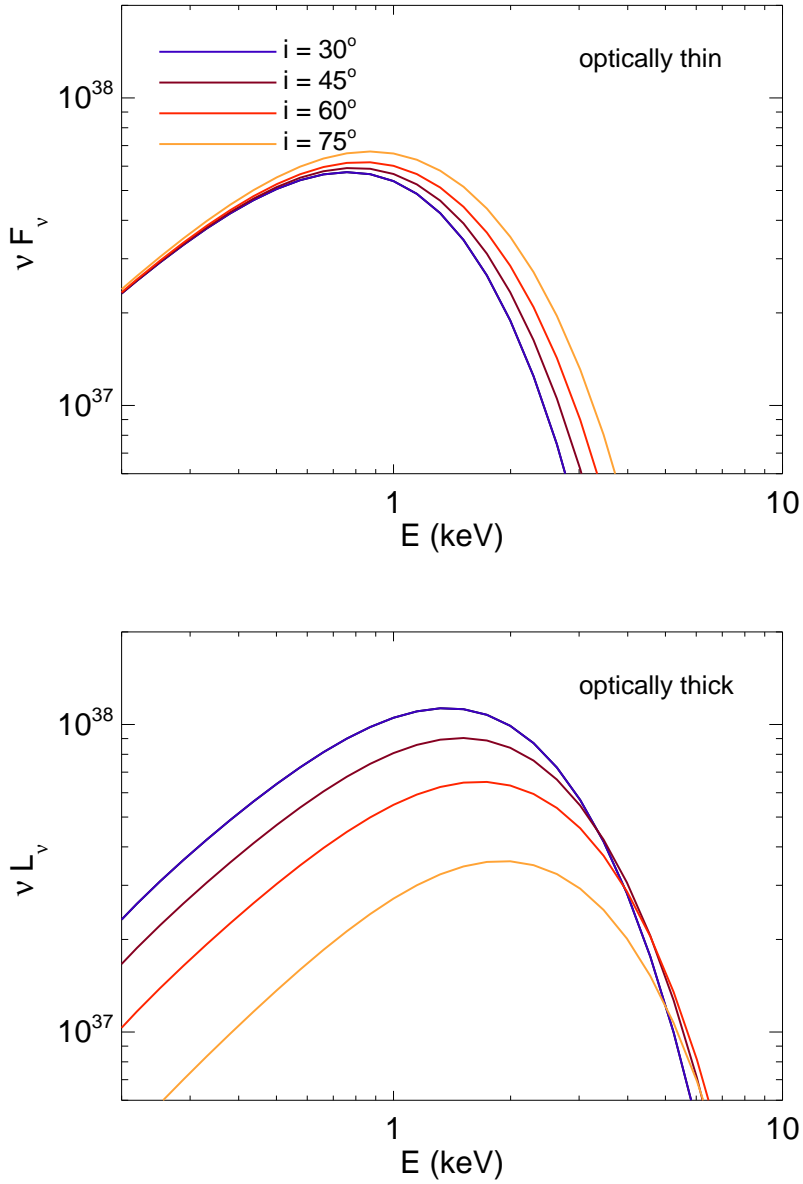


Fig. 6.— Spectra predicted by our model at several different viewing angles. (Top) In the optically thin model. (Bottom) In the optically thick model.



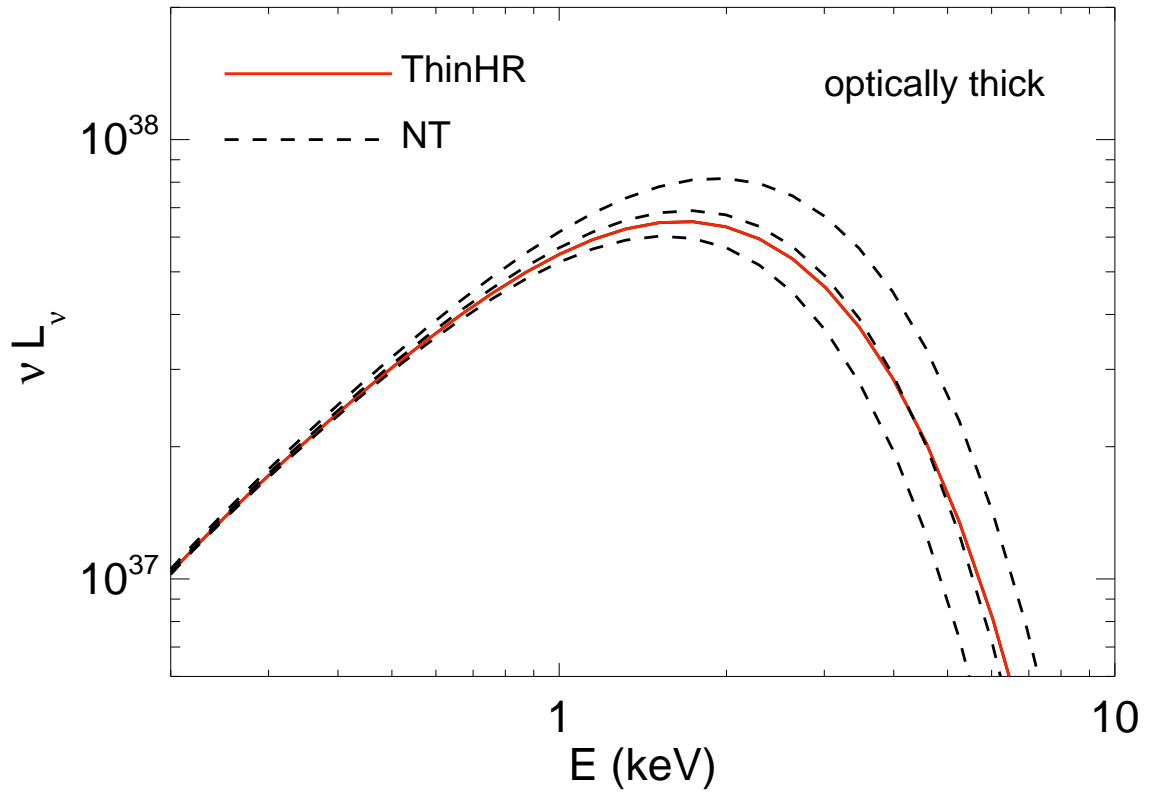


Fig. 7.— Spectrum as seen at  $60^\circ$  inclination according to our optically-thick model (solid red curve) and according to three (optically thick) Novikov-Thorne models with the same accretion rate as the simulation (dashed curves) for spins  $a/M = 0, 0.2, 0.4$  (bottom to top).

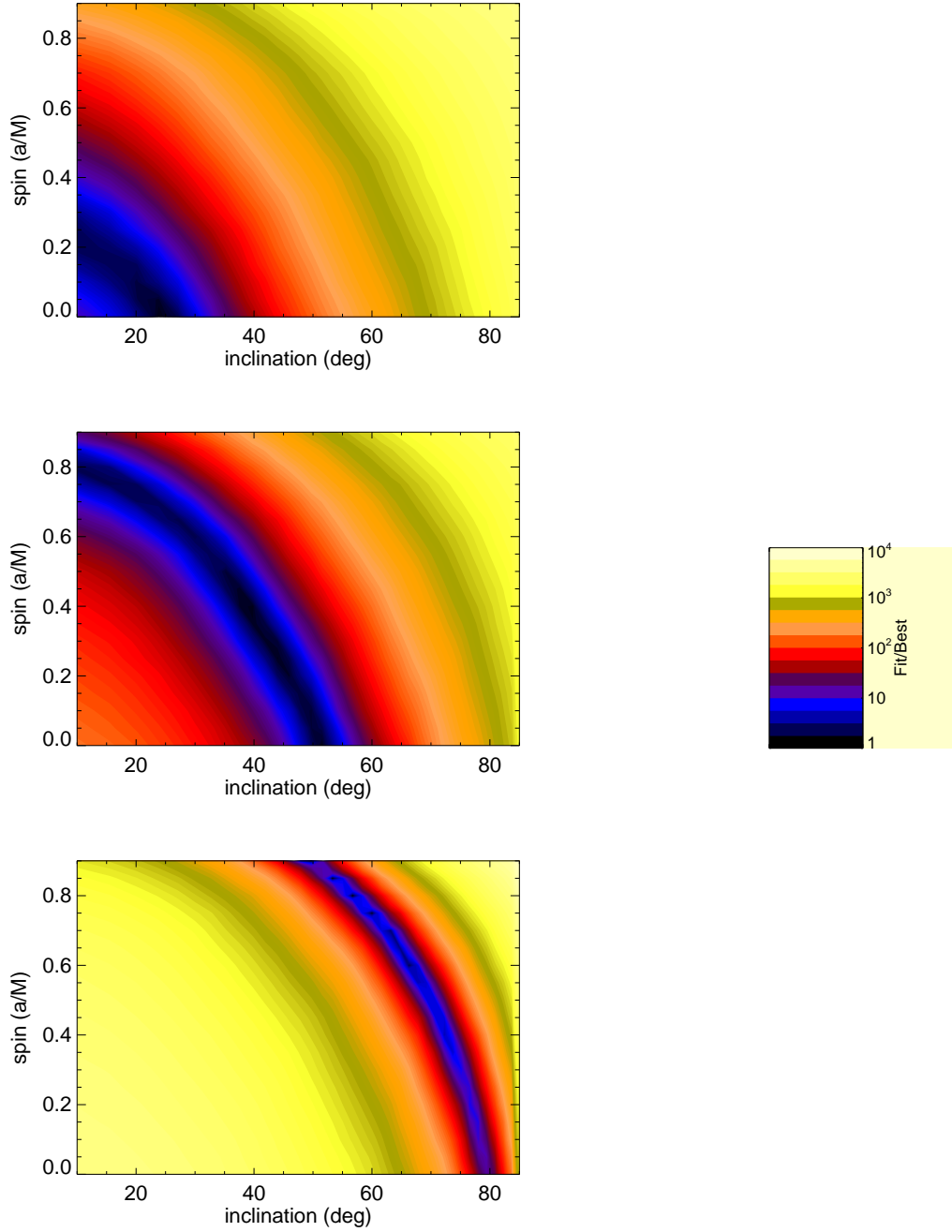


Fig. 8.— Fit quality ( $X^2$ ) as a function of BH spin and inclination angle when the mass and distance are known, but the accretion rate may be freely adjusted. From top-to-bottom, the target inclinations are  $15^\circ$ ,  $45^\circ$ , and  $75^\circ$ .