

Extraction of Various Five-Quark Components of the Nucleons

Wen-Chen Chang^a, Jen-Chieh Peng^{a,b}

^a*Institute of Physics, Academia Sinica, Taipei 11529, Taiwan*

^b*Department of Physics, University of Illinois at Urbana-Champaign, Urbana, Illinois 61801, USA*

Abstract

We have generalized the approach of Brodsky *et al.* for the intrinsic charm quark distribution in the nucleons to the light-quark sector involving intrinsic \bar{u} , \bar{d} , s and \bar{s} sea quarks. We compare the calculations with the existing $\bar{d} - \bar{u}$, $s + \bar{s}$, and $\bar{u} + \bar{d} - s - \bar{s}$ data. The good agreement between the theory and the data allows the extraction of the probabilities for the $|uudu\bar{u}\rangle$, $|uudd\bar{d}\rangle$, and $|uuds\bar{s}\rangle$ five-quark Fock states in the proton. We also calculate the x -dependence of the intrinsic charm after taking into consideration the QCD evolution of the intrinsic quark distribution.

Key words: nucleon structure, five-quark states, intrinsic sea quark

PACS: 12.38.Lg, 14.20.Dh, 14.65.Bt, 14.65.Dw, 13.60.Hb

The origin of sea quarks of the nucleons remains a subject of intense interest in hadron physics. Brodsky, Hoyer, Peterson, and Sakai (BHPS) [1] suggested some time ago that there are two distinct components of the nucleon sea. The first is called the “extrinsic” sea originating from the splitting of gluons into $Q\bar{Q}$ pairs. This extrinsic sea can be well described by quantum chromodynamics (QCD). Another component of the nucleon sea is the “intrinsic” sea which has a nonperturbative origin. In particular, the $|uudQ\bar{Q}\rangle$ five-quark Fock states can lead to the “valence-like” intrinsic sea for the Q and \bar{Q} in the proton. This intrinsic component is expected to carry a relatively large momentum fraction x , in contrast to the extrinsic one peaking at the small- x region. Brodsky *et al.* [1] proposed that the $|uudc\bar{c}\rangle$ five-quark state can lead to enhanced production of charmed hadrons at the forward rapidity region. The CTEQ collaboration [2] has examined all relevant hard-scattering data and concluded that the data are consistent with a wide range of the intrinsic charm magnitude, ranging from null to 2-3 times larger than the estimate by the BHPS model. This suggests that more precise experimental measurements are needed for determining the magnitude of the intrinsic charm component.

In a recent work [3], we generalized the BHPS model of the five-quark Fock states to the light-quark sector. This work was motivated by the expectation that the probability for the $|uudQ\bar{Q}\rangle$ Fock state is approximately proportional to $1/m_Q^2$, where m_Q is the mass of the quark Q [1]. Although this $1/m_Q^2$ dependence is applicable only when the quark mass is heavy [4], the light five-quark states $|uudu\bar{u}\rangle$, $|uudd\bar{d}\rangle$ and $|uuds\bar{s}\rangle$ are likely to have significantly larger probabilities than the $|uudc\bar{c}\rangle$ state, and could be more readily observed experimentally.

By solving the Bjorken- x distribution of the \bar{Q} sea

quark for the $|uudQ\bar{Q}\rangle$ five-quark state in the BHPS model numerically, it was found [3] that the existing $\bar{d}(x) - \bar{u}(x)$ and $\bar{u}(x) + \bar{d}(x) - s(x) - \bar{s}(x)$ data can be well described by the calculation, provided that the QCD evolution [5] of these distributions is taken into account. Moreover, the probabilities for the $|uudu\bar{u}\rangle$ and the $|uudd\bar{d}\rangle$ five-quark states could also be extracted from these data. However, the extracted values of these two probabilities depend on the assumption adopted for the probability of the $|uuds\bar{s}\rangle$ state [3].

In this paper, the previous work is extended further to determine the probability of the $|uuds\bar{s}\rangle$ five-quark state using the recent $s(x) + \bar{s}(x)$ data from the HERMES collaboration [6]. We found that the $s(x) + \bar{s}(x)$ data in the $x > 0.1$ region are quite well described by the BHPS model, allowing the extraction of the probability of the $|uuds\bar{s}\rangle$ state. Using this probability for the $|uuds\bar{s}\rangle$ five-quark component, more precise values for the $|uudu\bar{u}\rangle$ and the $|uudd\bar{d}\rangle$ states could then be obtained from the comparison of the BHPS calculations with the $\bar{d}(x) - \bar{u}(x)$ and $\bar{u}(x) + \bar{d}(x) - s(x) - \bar{s}(x)$ data. We have also examined the effect of the QCD evolution on the x distribution of the intrinsic charm. In particular, we note that the region most sensitive to intrinsic charm is shifted to lower x as a result of QCD evolution. This has implication on future searches for intrinsic charm.

For a $|uudQ\bar{Q}\rangle$ five-quark Fock state of the proton, the probability for quark i to carry a momentum fraction x_i is given in the BHPS model [1] as

$$P(x_1, \dots, x_5) = N_5 \delta(1 - \sum_{i=1}^5 x_i) [m_p^2 - \sum_{i=1}^5 \frac{m_i^2}{x_i}]^{-2}, \quad (1)$$

where the delta function ensures that the proton momentum is shared among the individual constituents. N_5 is the normalization factor for the five-quark Fock state, and

m_i is the mass of quark i . Eq. 1 was solved analytically in Ref. [1] for the limiting case of $m_{4,5} \gg m_p, m_{1,2,3}$, where m_p is the proton mass. For the more general case, Eq. 1 can be solved numerically as discussed in Ref. [3]. In particular, the x distribution of \bar{Q} in the $|uudQ\bar{Q}\rangle$ state, called $P^{Q\bar{Q}}(x_{\bar{Q}})$, can be calculated numerically. The moment of $P^{Q\bar{Q}}(x_{\bar{Q}})$ is defined as $\mathcal{P}_5^{Q\bar{Q}}$, namely,

$$\mathcal{P}_5^{Q\bar{Q}} = \int_0^1 P^{Q\bar{Q}}(x_{\bar{Q}}) dx_{\bar{Q}}. \quad (2)$$

$\mathcal{P}_5^{Q\bar{Q}}$ represents the probability of the $|uudQ\bar{Q}\rangle$ five-quark Fock state in the proton. In the limit of $m_{4,5} \gg m_p, m_{1,2,3}$, one can obtain [1] $\mathcal{P}_5^{Q\bar{Q}} = N_5/(3600m_{4,5}^4)$. For the more general case, the relation between $\mathcal{P}_5^{Q\bar{Q}}$ and N_5 can be calculated numerically [3].

To compare the experimental data with the prediction based on the intrinsic five-quark Fock state, it is necessary to separate the contributions of the intrinsic sea quark and the extrinsic one. The $\bar{d}(x) - \bar{u}(x)$ is an example of quantities which are free from the contributions of the extrinsic sea quarks, since the perturbative $g \rightarrow Q\bar{Q}$ processes will generate $u\bar{u}$ and $d\bar{d}$ pairs with equal probabilities and have no contribution to this quantity. The $\bar{d}(x) - \bar{u}(x)$ data from the Fermilab E866 Drell-Yan experiment at the Q^2 scale of 54 GeV² [7] are shown in Fig. 1. Also shown in Fig. 1 are the data obtained at a lower scale of $Q^2 = 2.5$ GeV² by the HERMES collaboration in a semi-inclusive deep-inelastic scattering (SIDIS) experiment [8].

The BHPS model has a specific prediction on the shapes of the x distributions for \bar{d} and \bar{u} , since these anti-quarks originate from the $|uudd\bar{d}\rangle$ and $|uudu\bar{u}\rangle$ configurations and can be readily calculated. In the BHPS model, the \bar{u} and \bar{d} are predicted to have the same x -dependence if $m_u = m_d$. However, the probabilities of the $|uudd\bar{d}\rangle$ and $|uudu\bar{u}\rangle$ configurations, $\mathcal{P}_5^{d\bar{d}}$ and $\mathcal{P}_5^{u\bar{u}}$, are not known from the BHPS model, and remain to be determined by the experiments. Non-perturbative effects such as Pauli-blocking [9] could lead to different probabilities for the $|uudd\bar{d}\rangle$ and $|uudu\bar{u}\rangle$ configurations. Nevertheless the shape of the $\bar{d}(x) - \bar{u}(x)$ distribution shall be identical to those of $\bar{d}(x)$ and $\bar{u}(x)$ in the BHPS model. Moreover, the normalization of $\bar{d}(x) - \bar{u}(x)$ is known from the measurement of Fermilab E866 Drell-Yan experiment [7] as

$$\int_0^1 (\bar{d}(x) - \bar{u}(x)) dx = \mathcal{P}_5^{d\bar{d}} - \mathcal{P}_5^{u\bar{u}} = 0.118 \pm 0.012. \quad (3)$$

Equation 3 allows us to compare the calculations from the BHPS model with the $\bar{d}(x) - \bar{u}(x)$ data.

The $\bar{d}(x) - \bar{u}(x)$ distribution from the BHPS model is first calculated using Eq. 1 with $m_u = m_d = 0.3$ GeV/ c^2 , and $m_p = 0.938$ GeV/ c^2 , and Eq. 3 for the normalization. Since the E866 and the HERMES data were obtained at Q^2 of 54 GeV² and 2.5 GeV², respectively, it is important to evolve the $\bar{d}(x) - \bar{u}(x)$ distribution from the initial scale μ , expected to be around the confinement scale, to the Q^2

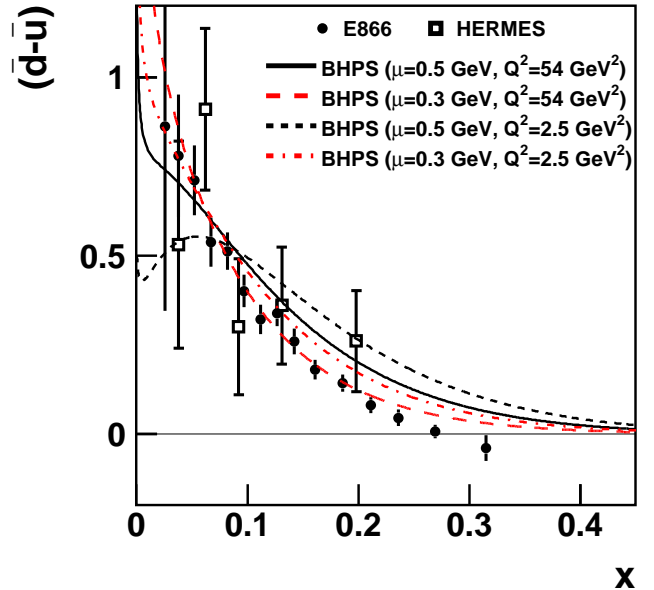


Figure 1: Comparison of the $\bar{d}(x) - \bar{u}(x)$ data from Fermilab E866 and HERMES with the calculations based on the BHPS model. Eq. 1 and Eq. 3 were used to calculate the $\bar{d}(x) - \bar{u}(x)$ distribution at the initial scale. The distribution was then evolved to the Q^2 of the experiments and shown as various curves. Two different initial scales, $\mu = 0.5$ and 0.3 GeV, were used for the E866 calculations in order to illustrate the dependence on the choice of the initial scale.

corresponding to the data. As $\bar{d}(x) - \bar{u}(x)$ is a flavor non-singlet parton distribution, its evolution from μ to Q only depends on the values of $\bar{d}(x) - \bar{u}(x)$ at the initial scale μ , and can be readily calculated using the non-singlet evolution equation [5]. For the initial scale, we adopt the value of $\mu = 0.5$ GeV, which was chosen by Glück, Reya, and Vogt [10] in the so-called “dynamical approach” using only valence-like distributions at the initial μ^2 scale and relying on evolution to generate the quark and gluon distributions at higher Q^2 .

The solid and dashed curves in Fig. 1 correspond to $\bar{d}(x) - \bar{u}(x)$ calculated from the BHPS model evolved to $Q^2 = 54$ GeV² using $\mu = 0.5$ and 0.3 GeV, respectively. The x -dependence of the E866 $\bar{d}(x) - \bar{u}(x)$ data is quite well described by the five-quark Fock states in the BHPS model provided that the Q^2 -evolution is taken into consideration. It is interesting to note that an excellent fit to the data can be obtained if $\mu = 0.3$ GeV is chosen (dashed curve in Fig. 1) rather than the more conventional value of $\mu = 0.5$ GeV. Also shown in Fig. 1 are the calculations with the BHPS model evolved to $Q^2 = 2.5$ GeV² using $\mu = 0.5$ GeV and $\mu = 0.3$ GeV. The calculations are in agreement with the HERMES data within the experimental uncertainties.

We now consider the extraction of the $|uuds\bar{s}\rangle$ five-quark component from existing data. The HERMES collaboration reported the determination of $x(s(x) + \bar{s}(x))$ over the range of $0.02 < x < 0.5$ at $Q^2 = 2.5$ GeV² from

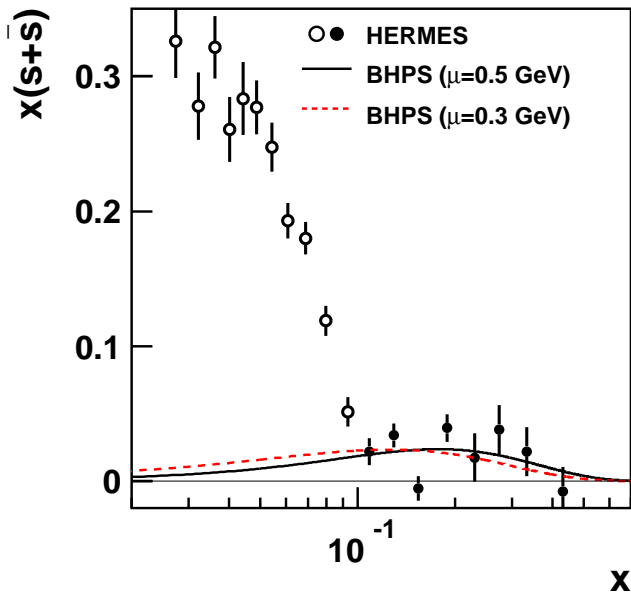


Figure 2: Comparison of the HERMES $x(s(x) + \bar{s}(x))$ data with the calculations based on the BHPS model. The solid and dashed curves are obtained by evolving the BHPS result to $Q^2 = 2.5 \text{ GeV}^2$ using $\mu = 0.5 \text{ GeV}$ and $\mu = 0.3 \text{ GeV}$, respectively. The normalizations of the calculations are adjusted to fit the data at $x > 0.1$ with statistical errors only, denoted by solid circles.

their measurement of charged kaon production in SIDIS reaction [6]. The HERMES data, shown in Fig. 2, exhibits an intriguing feature. A rapid fall-off of the strange sea is observed as x increases up to $x \sim 0.1$, above which the data become relatively independent of x . The data suggest the presence of two different components of the strange sea, one of which dominates at small x ($x < 0.1$) and the other at larger x ($x > 0.1$). This feature is consistent with the expectation that the strange-quark sea consists of both the intrinsic and the extrinsic components having dominant contributions at large and small x regions, respectively. In Fig. 2 we compare the data with calculations using the BHPS model with $m_s = 0.5 \text{ GeV}/c^2$. The solid and dashed curves are results of the BHPS model calculations evolved to $Q^2 = 2.5 \text{ GeV}^2$ using $\mu = 0.5 \text{ GeV}$ and $\mu = 0.3 \text{ GeV}$, respectively. The normalizations are obtained by fitting only data with $x > 0.1$ (solid circles in Fig. 2), following the assumption that the extrinsic sea has negligible contribution relative to the intrinsic sea in the valence region. Figure 2 shows that the fits to the data are quite adequate, allowing the extraction of the probability of the $|uuds\bar{s}\rangle$ state as

$$\begin{aligned} \mathcal{P}_5^{s\bar{s}} &= 0.024 \quad (\mu = 0.5 \text{ GeV}); \\ \mathcal{P}_5^{s\bar{s}} &= 0.029 \quad (\mu = 0.3 \text{ GeV}). \end{aligned} \quad (4)$$

We consider next the quantity $\bar{u}(x) + \bar{d}(x) - s(x) - \bar{s}(x)$. Combining the HERMES data on $x(s(x) + \bar{s}(x))$ with

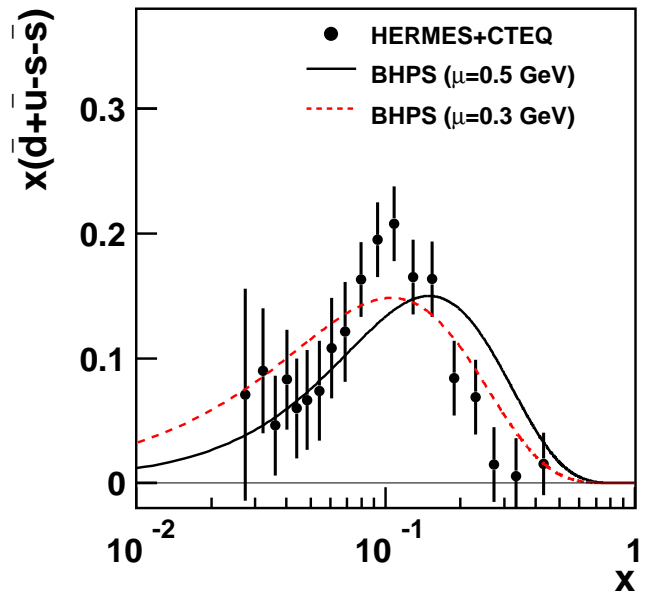


Figure 3: Comparison of the $x(\bar{d}(x) + \bar{u}(x) - s(x) - \bar{s}(x))$ data with the calculations based on the BHPS model. The values of $x(s(x) + \bar{s}(x))$ are from the HERMES experiment [6], and those of $x(\bar{d}(x) + \bar{u}(x))$ are obtained from the PDF set CTEQ6.6 [11]. The solid and dashed curves are obtained by evolving the BHPS result to $Q^2 = 2.5 \text{ GeV}^2$ using $\mu = 0.5 \text{ GeV}$ and $\mu = 0.3 \text{ GeV}$, respectively. The normalization of the calculations are adjusted to fit the data.

the $x(\bar{d}(x) + \bar{u}(x))$ distributions determined by the CTEQ group (CTEQ6.6) [11], the quantity $x(\bar{u}(x) + \bar{d}(x) - s(x) - \bar{s}(x))$ can be obtained and is shown in Fig. 3. This approach for determining $x(\bar{u}(x) + \bar{d}(x) - s(x) - \bar{s}(x))$ is identical to that used by Chen, Cao, and Signal in their recent study of strange quark sea in the meson-cloud model [12].

An important property of $\bar{u} + \bar{d} - s - \bar{s}$ is that the contribution from the extrinsic sea vanishes, just like the case for $\bar{d} - \bar{u}$. Therefore, this quantity is only sensitive to the intrinsic sea and can be compared with the calculation of the intrinsic sea in the BHPS model. We have

$$\begin{aligned} \bar{u}(x) + \bar{d}(x) - s(x) - \bar{s}(x) = \\ P^{u\bar{u}}(x_{\bar{u}}) + P^{d\bar{d}}(x_{\bar{d}}) - 2P^{s\bar{s}}(x_{\bar{s}}). \end{aligned} \quad (5)$$

We can now compare the $x(\bar{u}(x) + \bar{d}(x) - s(x) - \bar{s}(x))$ data with the calculation using the BHPS model. Since $\bar{u} + \bar{d} - s - \bar{s}$ is a flavor non-singlet quantity, we can readily evolve the BHPS prediction to $Q^2 = 2.5 \text{ GeV}^2$ using $\mu = 0.5 \text{ GeV}$ and the result is shown as the solid curve in Fig. 3. It is interesting to note that a better fit to the data can again be obtained with $\mu = 0.3 \text{ GeV}$, shown as the dashed curve in Fig. 3.

From the comparison between the data and the BHPS calculations shown in Figs. 1-3, we can determine the probabilities for the $|uud\bar{u}\bar{u}\rangle$, $|uudd\bar{d}\bar{d}\rangle$, and $|uuds\bar{s}\bar{s}\rangle$ configura-

tions as follows:

$$\mathcal{P}_5^{u\bar{u}} = 0.122; \quad \mathcal{P}_5^{d\bar{d}} = 0.240; \quad \mathcal{P}_5^{s\bar{s}} = 0.024$$

$$(\mu = 0.5 \text{ GeV}) \quad (6)$$

or

$$\mathcal{P}_5^{u\bar{u}} = 0.162; \quad \mathcal{P}_5^{d\bar{d}} = 0.280; \quad \mathcal{P}_5^{s\bar{s}} = 0.029$$

$$(\mu = 0.3 \text{ GeV}) \quad (7)$$

depending on the value of the initial scale μ . It is remarkable that the $\bar{d}(x) - \bar{u}(x)$, the $s(x) + \bar{s}(x)$, and the $\bar{d}(x) + \bar{u}(x) - s(x) - \bar{s}(x)$ data not only allow us to check the predicted x -dependence of the five-quark Fock states, but also provide a determination of the probabilities for these states.

Equations 6 shows that the combined probability for proton to be in the $|uudQ\bar{Q}\rangle$ states is around 40%. It is worth noting that an earlier analysis of the $\bar{d}-\bar{u}$ data in the meson cloud model concluded that proton has $\sim 60\%$ probability to be in the three-quark bare-nucleon state [13], in qualitative agreement with the finding of this study. A significant feature of the present work is the extraction of the $|uuds\bar{s}\rangle$ component, which would be related to the kaon-hyperon states in the meson cloud model. It is also worth mentioning that in the BHPS model the $|uudQ\bar{Q}\rangle$ states have the same contribution to the proton's magnetic moment as the $|uud\rangle$ three-quark state, since Q and \bar{Q} in the $|uudQ\bar{Q}\rangle$ states have no net magnetic moment. Therefore, the good description of the nucleon's magnetic moment by the constituent quark model is preserved even with the inclusion of a sizable five-quark components in the BHPS model.

We note that the probability for the $|uuds\bar{s}\rangle$ state is smaller than those of the $|uudu\bar{u}\rangle$ and the $|uudd\bar{d}\rangle$ states. This is consistent with the expectation that the probability for the $|uudQ\bar{Q}\rangle$ five-quark state is roughly proportional to $1/m_Q^2$ [1, 4]. One can then estimate that the probability for the intrinsic charm from the $|uudc\bar{c}\rangle$ Fock state, $\mathcal{P}_5^{c\bar{c}}$ to be roughly 0.01. This is also consistent with an estimate based on the bag model [14], as well as with an analysis of the EMC charm-production data [15]. Figure 4 shows the x distribution of intrinsic \bar{c} calculated with the BHPS model using $1.5 \text{ GeV}/c^2$ for the mass of the charm quark. Also shown in Fig. 4 is the calculation which evolve the BHPS calculation from the initial scale, $\mu = 0.5 \text{ GeV}$, to $Q^2 = 75 \text{ GeV}^2$, the largest Q^2 scale reached by EMC [16]. It is interesting to note that the intrinsic charm contents at the large x ($x > 0.3$) region are drastically reduced when Q^2 evolution is taken into account. Figure 4 suggests that the most promising region to search for evidence of intrinsic charm could be at the somewhat lower x region ($0.1 < x < 0.4$), rather than the largest x region explored by previous experiments. It is worth noting that we adopt the simple assumption that the initial scale is the same for all five-quark states. It is conceivable that the initial scale for intrinsic charm is significantly higher due to the larger mass of the charmed quark. The dashed curve shows the x

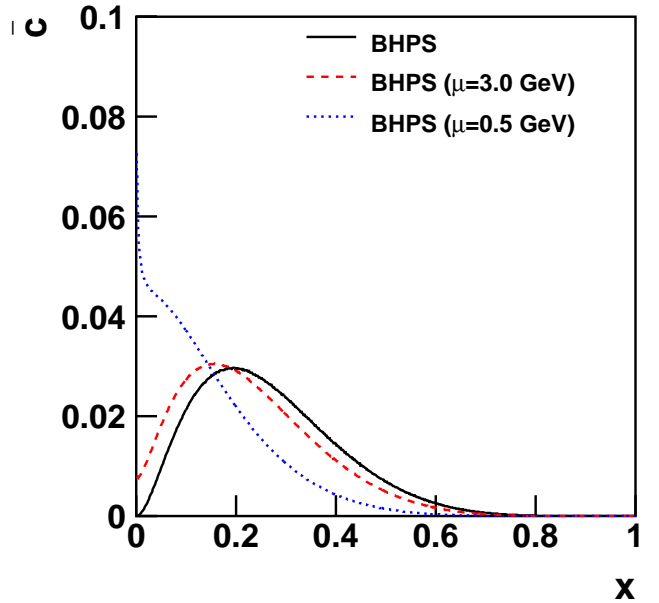


Figure 4: Calculations of the $\bar{c}(x)$ distributions based on the BHPS model. The solid curve corresponds to the calculation using Eq. 1 and the dashed and dotted curves are obtained by evolving the BHPS result to $Q^2 = 75 \text{ GeV}^2$ using $\mu = 3.0 \text{ GeV}$, and $\mu = 0.5 \text{ GeV}$, respectively. The normalization is set at $\mathcal{P}_5^{c\bar{c}} = 0.01$.

distribution of intrinsic \bar{c} at $Q^2 = 75 \text{ GeV}^2$ when the initial scale is set at $\mu = 3 \text{ GeV}$, corresponding to the threshold of producing a pair of charmed quarks. As expected, the shape of the intrinsic \bar{c} x distribution becomes similar to that of the BHPS model.

In conclusion, we have generalized the existing BHPS model to the light-quark sector and compared the calculation with the $\bar{d} - \bar{u}$, $s + \bar{s}$, and $\bar{u} + \bar{d} - s - \bar{s}$ data. The qualitative agreement between the data and the calculations provides strong support for the existence of the intrinsic u , d and s quark sea and the adequacy of the BHPS model. This analysis also led to the determination of the probabilities for the five-quark Fock states for the proton involving light quarks only. This result could guide future experimental searches for the intrinsic c quark sea or even the intrinsic b quark sea [17], which could be relevant for the production of Higgs boson at LHC energies [18].

Acknowledgments

We acknowledge helpful discussion with Stan Brodsky, Gerry Garvey, Don Geesaman, Bo-Qiang Ma, Tony Thomas, and Fan Wang. This work was supported in part by the National Science Council of the Republic of China and the U.S. National Science Foundation. One of the authors (J.P.) thanks the members of the Institute of Physics, Academia Sinica for their hospitality.

References

- [1] S.J. Brodsky, P. Hoyer, C. Peterson, and N. Sakai, Phys. Lett. B **93**, 451 (1980); S.J. Brodsky, C. Peterson, and N. Sakai, Phys. Rev. D **23**, 2745 (1981).
- [2] J. Pumplin, Phys. Rev. D **73**, 114015 (2006); J. Pumplin, H. L. Lai, and W. K. Tung, Phys. Rev. D **75**, 054029 (2007).
- [3] W.C. Chang and J.C. Peng, Phys. Rev. Lett. **106**, 252002 (2011).
- [4] M. Franz, V. Polyakov, and K. Goeke, Phys. Rev. D **62**, 074024 (2000); S.J. Brodsky, J.C. Collins, S.D. Ellis, J.F. Gunion, and A. L. Mueller, Proceedings of 1984 Summer Study on the SSC, Snowmass, CO, 1984, Report No. DOE/ER/40048-21, P4.
- [5] G. Altarelli and G. Parisi, Nucl. Phys. B **126**, 298 (1977).
- [6] A. Airapetian *et al.* (HERMES Collaboration), Phys. Lett. B **666**, 446 (2008).
- [7] E. A. Hawker *et al.* (E866/NuSea Collaboration), Phys. Rev. Lett. **80**, 3715 (1998); J. C. Peng *et al.*, Phys. Rev. D **58**, 092004 (1998); R.S. Towell *et al.*, Phys. Rev. D **64**, 052002 (2001).
- [8] A. Ackerstaff *et al.* (HERMES Collaboration), Phys. Rev. Lett. **81**, 5519 (1998).
- [9] R. D. Field and R. P. Feynman, Phys. Rev. D **15**, 2590 (1977).
- [10] M. Glück, E. Reya and A. Vogt, Z. Phys. C **48**, 471 (1990); **53**, 127 (1992); **67**, 433 (1995).
- [11] P. M. Nadolsky *et al.*, Phys. Rev. D **78**, 013004 (2008).
- [12] H. Chen, F. G. Cao, and A. I. Signal, J. Phys. G **37**, 105006 (2010).
- [13] A. Szczurek, J. Speth, and G. T. Garvey, Nucl. Phys. A **570**, 765 (1994).
- [14] J. F. Donoghue and E. Golowich, Phys. Rev. D **15**, 3421 (1977).
- [15] B.W. Harris, J. Smith, and R. Vogt, Nucl. Phys. B **461**, 181 (1996).
- [16] J.J. Aubert *et al.* (EMC Collaboration), Nucl. Phys. B **213**, 31 (1983).
- [17] X.G. He and B.Q. Ma, arXiv:1104.1894.
- [18] S.J. Brodsky, B. Kopeliovich, I. Schmidt, and J. Soffer, Phys. Rev. D **73**, 113005 (2006); S. J. Brodsky, A.S. Goldhaber, B. Kopeliovich, and I. Schmidt, Nucl. Phys. B **807**, 334 (2009).